



**CERTIFIED COPY
BRAZORIA COUNTY COMMISSIONERS' COURT**

ORDER NO. 7.Q.1

**RE: TREASURER'S MONTHLY REPORT AND
MONTHLY INVESTMENT REPORT FOR
NOVEMBER 2018**

Approve the Treasurer's Monthly Report and Monthly Investment Report for November 2018 and enter this order into the minutes. This order and affidavit must be filed with the County Clerk. It is further requested a certified copy of this order be returned to the County Treasurer. This report will be published on the County's website.

RESULT:	PASSED [UNANIMOUS]
MOVER:	Ryan Cade, Commissioner
SECONDER:	Donald "Dude" Payne, Commissioner
AYES:	Judge Sebesta, Commissioner Payne, Commissioner Cade, Commissioner Adams, Commissioner Linder

STATE OF TEXAS §

COUNTY OF BRAZORIA §

I, **Joyce Hudman, Clerk County Court and Ex-Officio Clerk of the Commissioners' Court of Brazoria County, Texas**, do hereby certify that the foregoing is a true and correct copy of that certain:

ORDER NO. 7.Q.1

**RE: TREASURER'S MONTHLY REPORT AND
MONTHLY INVESTMENT REPORT FOR
NOVEMBER 2018**

as passed by the Commissioners' Court on the 22nd day of JANUARY, A.D., 2019, Special Meeting Term of Commissioners' Court and as the same appear(s) in the Commissioners' Court Records of Brazoria County, Texas.

**GIVEN UNDER MY HAND AND SEAL OF OFFICE, this the 23rd DAY OF
JANUARY, A. D., 2019.**

JOYCE HUDMAN, Clerk County Court
and Ex-Officio Member of the Commissioners'
Court of Brazoria County, Texas

By: _____

T. Reynolds, Deputy



CATHY CAMPBELL, CCT, CIO
BRAZORIA COUNTY TREASURER

111 E. Locust, Room 305 Angleton, Texas 77515-4654
979-864-1353 FAX 979-864-1680


Attached is the Monthly Treasurer's Report submitted by Cathy Campbell, Brazoria County Treasurer for the month of **November 2018**. This report is submitted in compliance with the Local Government Code Sec. 114.026 and contains:

Commissioners' Court Affidavit: 114.026 (d)
Monies received and disbursed: 114.026 (a) (1)
Pledged Securities Management Report: 2257.021
Debts due to* and owed by the county: 114.026 (a) (2)
All other proceedings in the Treasurer's office: 114.026 (a) (3)
Brazoria County general ledger fund activity: 114.026 (c)

Brazoria County Investment Portfolio for **November 2018**: 2256.023

Note: debts due to the County are reported to the Court separately by collecting offices

"I CERTIFY THAT TO THE BEST OF MY KNOWLEDGE THE ATTACHED REPORTS ARE TRUE AND CORRECT."


Cathy Campbell, CCT, CIO
Brazoria County Treasurer


MINUTES OF COUNTY FINANCES
TREASURER'S MONTHLY REPORT
AFFIDAVIT
COMMISSIONERS' COURT JANUARY 22, 2019

BEFORE ME, the undersigned authority, a Notary Public in and for Brazoria County, Texas, on this day personally appeared the Members of Brazoria County Commissioners' Court and who after being duly sworn upon their oaths do hereby state as follows:


The requirements of Subsection (c) of the Texas Local Government Code §114.026 have been met and that we have reviewed and examined the Monthly Report of: **CATHY CAMPBELL**, Treasurer of Brazoria County, Texas for **NOVEMBER 2018**.

Further, having taken reasonable steps to ensure its accuracy as presented, approve the report and enter this order into the minutes which state total cash and other assets in the custody of the County Treasurer at the time of the examination to be **\$152,861,701.11**.


The Treasurer's report and this affidavit will be published on the Brazoria County website.




L.M. "Matt" Sebesta, Jr.
County Judge




Donald W. "Dude" Payne
Commissioner Precinct 1




Ryan Cade
Commissioner Precinct 2




Stacy L. Adams
Commissioner Precinct 3



David R. Linder
Commissioner Precinct 4



SUBSCRIBED AND SWORN TO BEFORE ME THIS 22nd DAY OF JANUARY, 2019.




Notary Public in and for Brazoria County, Texas
My Commission Expires: 2-16-2020

BRAZORIA COUNTY Bank Account Activity and Interest Report for November 2018

Account	Ending Bank Balance 10/31/2018	Deposits and Other Credits Received	Checks and Other Debits Disbursed	Ending Bank Balance 11/30/2018	MONTHLY Interest Earned	Interest Rate
FIRST NATIONAL BANK OF LAKE JACKSON						
Tax Assessor/Collector GOVPAY Acct	702,541.12	859,865.47	(787,456.55)	774,950.04	856.30	2.00
Tax Assessor/Collector Veh Inventory Prop Tax	1,827,588.93	187,964.10	(2,095.38)	2,013,457.65	3,431.20	2.00
Payroll	1,713,080.15	8,304,364.68	(8,719,936.07)	1,297,508.76	2,672.00	2.00
Operating	18,465,411.77	17,847,723.80	(17,637,567.52)	18,675,568.05	31,476.56	2.00
Jury Fund	306,328.00	100.00	(26,755.00)	279,673.00	535.56	2.00
Tax Assessor/Collector Boat Sales Tax *	6,077.51	17,488.18	(22,783.81)	781.88	4.55	2.00
County Clerk Trust Fund	3,645,186.06	251,324.24	(178,253.03)	3,718,257.27	6,069.35	2.00
District Clerk Trust Fund	2,480,488.54	127,745.65	(135,072.30)	2,473,161.89	4,060.63	2.00
Tax Assessor/Collector Motor Vehicle Acct	1,576,796.26	5,783,051.19	(5,901,219.80)	1,458,627.65	2,365.22	2.00
Tax Assessor/Collector Boat Collections	19,191.91	54,410.87	(24,095.80)	49,506.98	42.01	2.00
Tax Assessor/Collector Sales Tax Account *	601,385.96	3,607,895.49	(3,533,460.02)	675,821.43	1,160.90	2.00
Sheriff Barber Shop Education Training Program *	73,466.59	256.99	(1,221.30)	72,502.28	119.84	2.00
Comptroller Direct Deposit	583,630.08	907,381.58	(1,024,608.78)	466,402.88	781.90	2.00
Sheriff's Dept Narcotic Unit-Operations	2,490.34	18,000.00	(8,040.00)	12,450.34	12.28	2.00
Comm. Super & Corrections Dept. Restitution Acct	121,092.34	27,490.91	(32,090.61)	116,492.64	192.43	2.00
District Atty Check Collection Account	17,321.40	19,579.10	(12,750.28)	24,150.22	31.42	2.00
Tax Assessor/Collector Tax Account	4,648,059.14	59,527,474.07	(57,380,898.14)	6,794,635.07	9,879.19	2.00
Employee Benefit Trust Fund *	1,045,995.81	1,147,287.40	(1,823,502.98)	369,780.23	1,492.10	2.00
Investment Acct	-	0.00	0.00	0.00	0.00	2.00
Credit Card Account	508,772.21	428,880.77	(548,061.15)	389,591.83	793.84	2.00
E-Filing / E-Recording	119,006.40	306,362.80	(344,714.70)	80,654.50	194.32	2.00
Parks Credit Card	26,349.83	27,845.02	(51,848.65)	2,346.20	27.09	2.00
Juvenile Restitution Account	3,809.24	1,116.03	(1,074.37)	3,850.90	6.28	2.00
TouchPay Credit Card	37,267.14	82,017.60	(54,534.01)	64,750.73	60.10	2.00
First National Bank of Lake Jackson Totals	38,531,336.73	99,535,625.94	(98,252,040.25)	39,814,922.42	66,265.07	
TOTAL Interest Earning Accounts EOM Balance				39,814,922.42	66,265.07	
Non-Int bearing Accts at the bank: Sheriff, County and District Clerks Cash Bonds; TCDBG-IKE; Inmate Trusts; TCEQ and Bail Bond Sec				1,196,854.47		
				41,011,776.89		

This report is presented in accordance with The Texas Government Code Title 4 Sec. 114.026 (a)(1) and I certify that to the best of my knowledge the above is the true and correct cash balance remaining in the Treasurer's custody.


Cathy Campbell, CTO, CIO

Brazoria County Treasurer



CATHY CAMPBELL, CCT, CIO
BRAZORIA COUNTY TREASURER

111 E. Locust, Room 305 Angleton, Texas 77515-4654
979-864-1353 FAX 979-864-1680

Attached is a copy of the management reports for the securities that were pledged to Brazoria County by First National Bank of Lake Jackson and Wells Fargo Bank for the month of **NOVEMBER 2018**.

"I CERTIFY THAT TO THE BEST OF MY KNOWLEDGE THE ATTACHED REPORTS ARE TRUE AND CORRECT."

A handwritten signature in blue ink that reads "Cathy Campbell".

Cathy Campbell, CCT, CIO
Brazoria County Treasurer

Reportfolio

First National Bank of Lake Jackson, Lake Jackson, T
 Published: 11/30/2018 10:49:54 AM

Management Report
 Pledged To: BRAZORIA COUNTY

Date: 30-Nov-18
 Page: 18

Section V-C

Safekkeeping

Code	Cusip Trans#	Description Maturity	Prerefund	Pool Coupon	Moody StdPoor	Original Face Pledged Percent	Original Face Value	Pledged Par Value	Pledged Book Value	Pledged Market Value
FHLB	3136AYYP2	FNR 2017-84 BE		2.500		\$2,500,000.00 100.00%	\$2,500,000.00	\$2,296,908.38	\$2,283,901.61	\$2,173,222.62
	482133201712200	11/25/2047								
FEDERAL HOME LOAN BANK		AFS								
FHLB	3136B02X3	FNR 2018-13 PA		3.000		\$2,600,000.00 100.00%	\$2,600,000.00	\$2,480,239.19	\$2,449,828.01	\$2,383,271.01
	500662201809210	3/25/2048								
FEDERAL HOME LOAN BANK		AFS								
FHLB	3136B1CS1	FNR 2018-11 KA		3.000		\$2,500,000.00 100.00%	\$2,500,000.00	\$2,370,426.25	\$2,343,885.87	\$2,291,286.73
	488172201803220	3/25/2048								
FEDERAL HOME LOAN BANK		AFS								
FHLB	3137F5TF6	FHR 4797 PA		3.500		\$2,550,000.00 100.00%	\$2,550,000.00	\$2,469,265.44	\$2,478,376.23	\$2,447,386.76
	498386201808221	6/15/2048								
FEDERAL HOME LOAN BANK		AFS								
FHLB	3137FHJD6	FHR 4820 UP		3.500		\$2,500,000.00 100.00%	\$2,500,000.00	\$2,467,831.78	\$2,483,575.62	\$2,440,467.97
	499170201808301	8/15/2048								
FEDERAL HOME LOAN BANK		AFS								

23 CMOs - Fixed Rate

Total Pledged	135 To: BRC BRAZORIA COUNTY	\$60,530,000.00	\$38,553,834.59	\$38,724,819.53	\$37,128,407.30
		\$355,284,512.00	\$104,036,249.47	\$104,895,667.92	\$101,751,360.97

\$0.00 Munis with Maturity Under 2 Years
 \$0.00 Munis with Maturity Over 2 Years
 \$20,103,942.29 Other securities with Stated Maturity Under 2 Years
 \$83,932,307.18 Other securities with Stated Maturity Over 2 Years

** If no data is shown, then there are no pledges for the current period.



Public Funds Collateral Unit
 333 Market Street, 15th Floor
 San Francisco, CA 94105-2102
 Phone: 1-877-479-6603
 publicfundscollateral@wellsfargo.com

PUBLIC FUNDS

STATEMENT PERIOD

11/01/2018 - 11/30/2018

XNPBFMDTAI 1 000559



BRAZORIA COUNTY
 CATHY CAMPBELL
 111 E. LOCUST, SUITE 305
 ANGLETON, TX 77515

DAILY COLLATERAL REPORT

Date	Deposit Total	FDIC Insurance	Total Deposits Requiring Collateral	Collateral Value	Required Collateral Level	Collateral Value vs. Required Collateral
11/01/2018	18.78	18.78	0.00	0.00	0.00	0.00
11/02/2018	18.78	18.78	0.00	0.00	0.00	0.00
11/03/2018	18.78	18.78	0.00	0.00	0.00	0.00
11/04/2018	18.78	18.78	0.00	0.00	0.00	0.00
11/05/2018	18.78	18.78	0.00	0.00	0.00	0.00
11/06/2018	18.78	18.78	0.00	0.00	0.00	0.00
11/07/2018	18.78	18.78	0.00	0.00	0.00	0.00
11/08/2018	18.78	18.78	0.00	0.00	0.00	0.00
11/09/2018	18.78	18.78	0.00	0.00	0.00	0.00
11/10/2018	18.78	18.78	0.00	0.00	0.00	0.00
11/11/2018	18.78	18.78	0.00	0.00	0.00	0.00
11/12/2018	18.78	18.78	0.00	0.00	0.00	0.00
11/13/2018	18.78	18.78	0.00	0.00	0.00	0.00
11/14/2018	18.78	18.78	0.00	0.00	0.00	0.00
11/15/2018	18.78	18.78	0.00	0.00	0.00	0.00
11/16/2018	18.78	18.78	0.00	0.00	0.00	0.00
11/17/2018	18.78	18.78	0.00	0.00	0.00	0.00
11/18/2018	18.78	18.78	0.00	0.00	0.00	0.00
11/19/2018	18.78	18.78	0.00	0.00	0.00	0.00
11/20/2018	18.78	18.78	0.00	0.00	0.00	0.00
11/21/2018	18.78	18.78	0.00	0.00	0.00	0.00
11/22/2018	18.78	18.78	0.00	0.00	0.00	0.00
11/23/2018	18.78	18.78	0.00	0.00	0.00	0.00
11/24/2018	18.78	18.78	0.00	0.00	0.00	0.00
11/25/2018	18.78	18.78	0.00	0.00	0.00	0.00
11/26/2018	18.78	18.78	0.00	0.00	0.00	0.00
11/27/2018	18.78	18.78	0.00	0.00	0.00	0.00
11/28/2018	18.78	18.78	0.00	0.00	0.00	0.00
11/29/2018	18.78	18.78	0.00	0.00	0.00	0.00
11/30/2018	18.78	18.78	0.00	0.00	0.00	0.00



Brazoria County Bond Payments - November 2018

	INTEREST	PRINCIPAL	BAB SUBSIDY	TOTAL
Series 2008 - Unlimited Tax Road Bonds	0.00	0.00		0.00
Series 2010B - Unlimited Tax Road Bonds (BAB)	0.00	0.00	0.00	0.00
Series 2012 - Certificates of Obligation	0.00	0.00		0.00
Series 2012 - Unlimited Tax Road Bonds	0.00	0.00		0.00
Series 2013 - Limited Tax Notes	0.00	0.00		0.00
Series 2016 - Unlimited Tax Refunding Bonds	0.00	0.00		0.00
Series 2016 - Limited Tax Refunding Bonds	0.00	0.00		0.00
Series 2018 -Certificates of Obligation	0.00	0.00		0.00
Series 2018 - Unlimited Tax Refunding Bonds	0.00	0.00		0.00
TOTAL PAYMENTS	0.00	0.00	0.00	0.00

The following pages show the remaining bond payments to be made by Brazoria County.

This report is presented in accordance with The Texas Government Code Title 4 Sec. 114.026 (a)(2)

Cathy Campbell, CCT, CIO
Brazoria County Treasurer

BRAZORIA COUNTY, TEXAS
Series 2010B - Unlimited Tax Road Bonds
(Build America Bonds)
Remaining Payment Schedule

FISCAL YEAR	INTEREST 1-Mar	PRINCIPAL 1-Mar	INTEREST 1-Sep	BAB'S SUBSIDY	TOTAL PAYMENT
2019	364,137.00	910,000.00	343,234.00	(229,499.45)	1,387,871.55
2020	343,234.00	935,000.00	321,056.00	(215,522.25)	1,383,767.75
2021	321,056.00	965,000.00	297,201.00	(200,587.30)	1,382,668.70
2022	297,201.00	1,000,000.00	271,981.00	(184,665.41)	1,384,516.59
2023	271,981.00	1,030,000.00	245,232.00	(167,804.59)	1,379,408.41
2024	245,232.00	1,070,000.00	216,909.00	(149,937.03)	1,382,203.97
2025	216,909.00	1,105,000.00	187,107.00	(131,078.95)	1,377,937.05
2026	187,107.00	1,145,000.00	152,608.00	(110,217.13)	1,374,497.87
2027	152,608.00	1,195,000.00	116,603.00	(87,342.82)	1,376,868.18
2028	116,603.00	1,240,000.00	79,242.00	(63,539.95)	1,372,305.05
2029	79,242.00	1,290,000.00	40,374.00	(38,808.22)	1,370,807.78
2030	40,374.00	1,340,000.00		(13,098.94)	1,367,275.06
Total	2,635,684.00	13,225,000.00	2,271,547.00	(1,592,102.03)	16,540,128.97

Debt History:
Date of receipt 1-Mar-10
Amount of issue \$13,225,000.00
True Int Cost 3.580%

Paying Agent:
U.S. Bank
ABA routing # 091000022
St Paul, MN 55486-2639

BRAZORIA COUNTY, TEXAS
Series 2013 - Limited Tax Notes
Remaining Payment Schedule

FISCAL YEAR	INTEREST 1-Feb	PRINCIPAL 1-Feb	INTEREST 1-Aug	TOTAL PAYMENT
2019	45,279.00	2,865,000.00	23,010.00	2,923,289.00
2020	23,010.00	2,950,000.00		2,973,010.00
	68,289.00	5,805,000.00	23,010.00	5,896,299.00

Debt History:
Date of Receipt 19-Dec-13
Amount of Issue \$9,900,000.00
True Int cost 1.560%

Paying Agent:
Wells Fargo Bank, NA
ABA routing # 121000248
Houston, TX 77062

BRAZORIA COUNTY, TEXAS
Series 2012 - Certificates of Obligation
Remaining Payment Schedule

FISCAL YEAR	INTEREST 1-Mar	PRINCIPAL 1-Mar	INTEREST 1-Sep	TOTAL PAYMENT
2019	531,225.00	1,230,000.00	509,700.00	2,270,925.00
2020	509,700.00	1,285,000.00	477,575.00	2,272,275.00
2021	477,575.00	1,350,000.00	443,825.00	2,271,400.00
2022	443,825.00	1,420,000.00	408,325.00	2,272,150.00
2023	408,325.00	1,495,000.00	370,950.00	2,274,275.00
2024	370,950.00	1,570,000.00	331,700.00	2,272,650.00
2025	331,700.00	1,650,000.00	290,450.00	2,272,150.00
2026	290,450.00	1,735,000.00	247,075.00	2,272,525.00
2027	247,075.00	1,825,000.00	201,450.00	2,273,525.00
2028	201,450.00	1,920,000.00	153,450.00	2,274,900.00
2029	153,450.00	2,000,000.00	118,450.00	2,271,900.00
2030	118,450.00	2,075,000.00	82,137.50	2,275,587.50
2031	82,137.50	2,145,000.00	44,600.00	2,271,737.50
2032	44,600.00	2,230,000.00		2,274,600.00
	4,210,912.50	23,930,000.00	3,679,687.50	31,820,600.00

Debt History:
Date of Receipt 26-Jul-12
Amount of Issue \$25,115,000.00
True Int Cost 3.380%

Paying Agent:
U.S. Bank
ABA routing # 091000022
St. Paul, MN 55486-2639

BRAZORIA COUNTY, TEXAS
Series 2012 - Unlimited Tax Road Bonds
Remaining Payment Schedule

FISCAL YEAR	INTEREST 1-Mar	PRINCIPAL 1-Mar	INTEREST 1-Sep	TOTAL PAYMENT
2019	107,400.00	395,000.00	101,475.00	603,875.00
2020	101,475.00	405,000.00	95,400.00	601,875.00
2021	95,400.00	420,000.00	89,100.00	604,500.00
2022	89,100.00	430,000.00	82,650.00	601,750.00
2023	82,650.00	445,000.00	75,975.00	603,625.00
2024	75,975.00	455,000.00	69,150.00	600,125.00
2025	69,150.00	470,000.00	62,100.00	601,250.00
2026	62,100.00	485,000.00	54,825.00	601,925.00
2027	54,825.00	500,000.00	47,012.50	601,837.50
2028	47,012.50	515,000.00	38,643.75	600,656.25
2029	38,643.75	535,000.00	29,950.00	603,593.75
2030	29,950.00	550,000.00	20,668.75	600,618.75
2031	20,668.75	570,000.00	10,693.75	601,362.50
2032	10,693.75	590,000.00		600,693.75
	885,043.75	6,765,000.00	777,643.75	8,427,687.50

Debt History:
Date of Receipt 26-Jul-12
Amount of Issue \$8,575,000.00
True Int cost 3.120%

Paying Agent:
U.S. Bank
ABA routing # 091000022
St. Paul, MN 55486-2639

BRAZORIA COUNTY, TEXAS
Series 2016 - Limited Tax Refunding Bonds
Remaining Payment Schedule

FISCAL YEAR	INTEREST 1-Mar	PRINCIPAL 1-Mar	INTEREST 1-Sep	TOTAL PAYMENT
2019	145,175.00	590,000.00	140,375.00	875,550.00
2020	140,375.00	605,000.00	133,100.00	878,475.00
2021	133,100.00	625,000.00	125,525.00	883,625.00
2022	125,525.00	905,000.00	108,325.00	1,138,850.00
2023	108,325.00	945,000.00	90,325.00	1,143,650.00
2024	90,325.00	980,000.00	71,625.00	1,141,950.00
2025	71,625.00	1,025,000.00	52,125.00	1,148,750.00
2026	52,125.00	1,070,000.00	26,750.00	1,148,875.00
	866,575.00	6,745,000.00	748,150.00	8,359,725.00

Debt History:
Date of Receipt 28-Jan-16
Amount of Issue \$8,125,000.00
True Int cost 2.207%

Paying Agent:
U.S. Bank
ABA routing # 091000022
St. Paul, MN 55486-2639

Refunding Series 2006 Certificate of Obligation

BRAZORIA COUNTY, TEXAS
Series 2016 - Unlimited Tax Refunding Bonds
Remaining Payment Schedule

FISCAL YEAR	INTEREST 1-Mar	PRINCIPAL 1-Mar	INTEREST 1-Sep	TOTAL PAYMENT
2019	145,175.00	480,000.00	140,375.00	765,550.00
2020	140,375.00	485,000.00	133,100.00	758,475.00
2021	133,100.00	505,000.00	125,525.00	763,625.00
2022	125,525.00	860,000.00	108,325.00	1,093,850.00
2023	108,325.00	900,000.00	90,325.00	1,098,650.00
2024	90,325.00	935,000.00	71,625.00	1,096,950.00
2025	71,625.00	975,000.00	52,125.00	1,098,750.00
2026	52,125.00	1,015,000.00	26,750.00	1,093,875.00
2027	26,750.00	1,070,000.00	0.00	1,096,750.00
	893,325.00	7,225,000.00	748,150.00	8,866,475.00

Debt History:
Date of Receipt 28-Jan-16
Amount of Issue \$8,425,000.00
True Int cost 2.376%

Paying Agent:
U.S. Bank
ABA routing # 091000022
St. Paul, MN 55486-2639

Refunding Series 2006 Unlimited Tax Road Bonds

BRAZORIA COUNTY
Unlimited Tax Refunding Bonds
Series 2018
Payment Schedule

FISCAL YEAR	INTEREST 1-Mar	PRINCIPAL 1-Mar	INTEREST 1-Sep	TOTAL PAYMENT
2018				
2019	115,280.55	345,000.00	101,750.00	562,030.55
2020	101,750.00	365,000.00	92,625.00	559,375.00
2021	92,625.00	390,000.00	82,875.00	565,500.00
2022	82,875.00	405,000.00	72,750.00	560,625.00
2023	72,750.00	425,000.00	62,125.00	559,875.00
2024	62,125.00	445,000.00	51,000.00	558,125.00
2025	51,000.00	475,000.00	39,125.00	565,125.00
2026	39,125.00	495,000.00	26,750.00	560,875.00
2027	26,750.00	520,000.00	13,750.00	560,500.00
2028	13,750.00	550,000.00		563,750.00
	658,030.55	4,415,000.00	542,750.00	5,615,780.55

Refunded Series 2008 Unlimited Tax Road Bonds

Debt History:
 Date of Receipt August 23, 2018
 Amount of Issue \$4,415,000.00
 Last Maturity March 01, 2028
 True Interest Cost 2.647974%

Paying Agent:
 U.S. Bank
 ABA routing # 091000022
 St. Paul, MN 55486-2639

P:\Treas\Debt Service Bonds\Unlimited Tax Refunding Bonds, Series 2018 Debt Service Payment Schedule.xls
 Prepared by Cathy Campbell, CCT, CIO Brazoria County Treasurer

BRAZORIA COUNTY
Certificates of Obligation
Series 2018
Payment Schedule

FISCAL YEAR	INTEREST 1-Mar	PRINCIPAL 1-Mar	INTEREST 1-Sep	TOTAL PAYMENT
2019	193,822.77		185,575.00	379,397.77
2020	185,575.00		178,325.00	371,150.00
2021	185,575.00	290,000.00	170,700.00	653,900.00
2022	178,325.00	305,000.00	162,700.00	654,025.00
2023	170,700.00	320,000.00	154,325.00	653,400.00
2024	162,700.00	335,000.00	145,450.00	652,025.00
2025	154,325.00	355,000.00	136,200.00	654,775.00
2026	145,450.00	370,000.00	128,450.00	651,650.00
2027	136,200.00	390,000.00	116,200.00	652,650.00
2028	128,450.00	410,000.00	105,450.00	651,650.00
2029	116,200.00	430,000.00	94,075.00	654,525.00
2030	105,450.00	455,000.00	82,200.00	651,275.00
2031	94,075.00	475,000.00	69,700.00	651,900.00
2032	82,200.00	500,000.00	59,200.00	653,900.00
2033	69,700.00	525,000.00	48,300.00	652,500.00
2034	59,200.00	545,000.00	36,900.00	655,200.00
2035	48,300.00	570,000.00	25,100.00	652,000.00
2036	36,900.00	590,000.00	12,800.00	652,000.00
2037	25,100.00	615,000.00	0.00	652,000.00
2038	12,800.00	640,000.00		652,800.00
	2,289,047.77	8,120,000.00	2,095,225.00	12,504,272.77

Debt History:
 Date of Receipt August 23, 2018
 Amount of Issue \$8,120,000.00
 Last Maturity March 01, 2038
 True Interest Cost 3.496221%

Paying Agent:
 U.S. Bank
 ABA routing # 091000022
 St. Paul, MN 55486-2639

P:\Treas\Debt Service Bonds\2018 Cert of Obligation Debt Service Payment Schedule.xls
 Prepared by Cathy Campbell, CCT, CIO Brazoria County Treasurer




CATHY CAMPBELL, CCT, CIO
BRAZORIA COUNTY TREASURER

Brazoria County Treasurer's Office Proceedings for November 2018

Activity	Count		Amount
Cash receipts issued:	139	\$	366,755.05
Treasurer Deposits:	56	\$	411,790.82
Healthcare Invoices processed:	19	\$	1,784,752.98
Retiree premium payments processed:	317	\$	43,751.75
<65 Retiree Prepaid 401h reimbursements processed:	102	\$	30,090.00
>65 Retiree Prepaid 401h reimbursements processed:	237	\$	44,725.00
Wire transfers executed:	77	\$	14,850,472.87
Toll Road Wires executed:	10	\$	383,391.70
EFT files processed:	21	\$	8,823,756.91
Accounts Payable checks printed and distributed:	1494	\$	5,732,498.76
Jury checks printed and disbursed:	1987	\$	50,560.00
BCCSCD checks printed and distributed:	163	\$	51,086.31
Payroll checks printed and distributed:	217	\$	167,380.15
Payroll advices printed and distributed (est.):	700		
Stop payments issued:	20		
Positive Pay files processed:	25		
Journal Entries posted:	156		
Toll Road Journal Entries:	49		

Submitted for compliance with Local Government Code Sec. 114.026 subsection (a)(3)

I certify to the best of my knowledge the above is true and correct.



Cathy Campbell, CCT, CIO
Brazoria County Treasurer



Brazoria County General Ledger Fund Balance Activity
November 1, 2018 - November 30, 2018

998 Included

General Ledger Fund balances are of the last day of the month and may not include all journal entries and adjustments for that month.
Bank accounts have been reconciled or, are in the process of being reconciled to general ledger since this report was generated.
Submitted for compliance with Local Government Code Sec. 114.026 subsection (c)

Fund	Cash				Investments			
	Opening GL Balance	GL Debit	GL Credit	GL Ending Balance	Opening GL Balance	GL Debit	GL Credit	GL Ending Balance
10000 - General Fund	\$21,934,295.06	\$97,615,179.67	-\$95,800,775.90	\$23,748,698.83	\$68,626,961.18	\$2,995,287.98	\$0.00	\$71,622,249.16
10100 - General Fund - Construction	-\$37,000.75	\$37,000.75	-\$35,158.81	-\$35,158.81				
10200 - Juv Prob Fees	\$104,853.61	\$3,380.79	-\$1,894.77	\$106,339.63				
10300 - Unclaimed Juvenile Restitution	\$10,509.94	\$0.00	\$0.00	\$10,509.94				
10400 - Env Health-Retail Food Permits	-\$16,199.02	\$28,874.72	-\$37,564.25	-\$24,888.55				
10500 - District Clerk Contingency	\$392,546.82	\$3,423.18	-\$1,468.99	\$394,501.01	\$259,858.59	\$470.49	\$0.00	\$260,329.08
10600 - Fire Training Field	\$38,379.67	\$0.00	-\$689.33	\$37,690.34				
10700 - Parks Special Events	\$17,298.70	\$0.00	-\$1,174.95	\$16,123.75				
10710 - Parks SFA Special Projects	\$2,315.64	\$40.00	-\$5.36	\$2,350.28				
10850 - CPS-Donations	\$28,153.12	\$847.00	-\$2,639.95	\$26,360.17				
10900 - CPS-Bikes & Bears	\$114.68	\$0.00	\$0.00	\$114.68				
20000 - Road and Bridge Non-Construct	\$65,745,263.53	\$5,653,805.77	-\$3,810,156.61	\$67,588,912.69	\$25,867,037.63	\$51,202.13	\$0.00	\$25,918,239.76
20500 - Road and Bridge Construction	-\$64,535,031.22	\$144,771.81	-\$503,387.46	-\$64,893,646.87				
30000 - USDA-WIC								
30100 - TDSHS Women Infants & Children	-\$374,347.05	\$455,396.22	-\$369,638.73	-\$288,589.56				
30200 - USDA-WIC Peer Counseling								
30300 - USDA-WIC Registered Diet								
30400 - USDA-WIC Lactation Reimb.								
30500 - HHS-PPCPS-CRI	-\$10,671.50	\$0.00	\$0.00	-\$10,671.50				
30502 - HHS-PPCPS-CRI	-\$18,757.75	\$17,791.80	-\$18,435.28	-\$19,401.23				
30600 - HHS-RLSS-LPHS	-\$6,659.16	\$9,894.42	-\$10,223.90	-\$6,988.64				
30700 - HHS-PPCPS-HAZARDS	\$10.96	\$0.00	\$0.00	\$10.96				
30701 - HHS-CPS/HCID-PHEP								
30702 - HHS-CPS/UNIQUE								
30705 - HHS-PPCPS-HAZARDS	-\$23,920.04	\$50,789.26	-\$52,946.12	-\$26,076.90				
30710 - HHS-INFECTIOUS_DIS_CONTRL_UNIT	-\$19,772.81	\$7,407.58	-\$13,878.47	-\$26,243.70				
30800 - HHS-CPS-Title IV-E-FCM	-\$95,067.70	\$7,359.33	-\$16,794.59	-\$104,502.96				
30850 - HHS-CPS-Title IV-E Legal Svcs	-\$62,580.27	\$36,431.22	-\$67,123.59	-\$93,272.64				
30900 - HHS-TJPC-Title IV-E FosterCare								
31100 - DHS-Repetitive Flood Claims								
31300 - DHS-Buffer Zone Protection	\$105,618.52	\$0.00	\$0.00	\$105,618.52				
31500 - DHS-St Homeland Sec-UASI	-\$36,921.94	\$2,348.34	-\$2,516.80	-\$37,090.40				
31600 - DHS-St Homeland Security								
31610 - DHS-Homeland Sec Grant Prg								
32005 - HUD-FY05-Section 8 Housing-ADM	\$34,085.69	\$0.00	\$0.00	\$34,085.69				
32006 - HUD-FY06-Section 8 Housing-ADM	\$108,235.20	\$0.00	\$0.00	\$108,235.20				
32007 - HUD-FY07-Section 8 Housing-ADM	\$19,568.36	\$0.00	\$0.00	\$19,568.36				
32008 - HUD-FY08-Section 8 Housing-ADM	\$38,696.15	\$0.00	\$0.00	\$38,696.15				
32009 - HUD-FY09-Section 8 Housing-ADM	\$84,866.48	\$0.00	\$0.00	\$84,866.48				
32010 - HUD-FY10-Section 8 Housing-ADM	\$122,967.00	\$0.00	\$0.00	\$122,967.00				
32011 - HUD-FY11-Section 8 Housing-ADM	\$92,159.70	\$0.00	\$0.00	\$92,159.70				
32012 - HUD-FY12-Section 8 Housing-ADM	\$36,564.28	\$0.00	\$0.00	\$36,564.28				
32013 - Section8-Adm	\$493,193.50	\$144,606.37	-\$140,727.26	\$497,072.61				
32113 - Section 8-HAP	-\$13,955.82	\$582,155.50	-\$605,560.00	-\$37,360.32				
32211 - HUD-CDBG-2011	\$0.00	\$0.00	\$0.00	\$0.00				
32212 - HUD-CDBG-PY2012								
32213 - CDBG	-\$34,802.28	\$19,673.21	-\$138,770.84	-\$153,899.91				
32214 - HOME	-\$43,122.74	\$9,121.98	-\$30,789.46	-\$64,790.22				
32215 - ESG	-\$57,501.63	\$6,417.53	-\$36,032.15	-\$87,116.25				
32600 - HUD-Texas CDBG	-\$564.00	\$69,044.35	\$0.00	\$68,480.35				
33000 - USDOJ-CJD-Juv Incentive Block								
33200 - USDOJ-Crime Vict Assist-VOCA	\$1,382.26	\$31,646.22	-\$32,927.50	\$100.98				
33250 - USDOJ-CSCD-Victim Svcs Prg								
33251 - USDOJ-CSCD-VSP	-\$9,052.74	\$15,013.36	-\$7,936.13	-\$1,975.51				
33300 - USDOJ-Drug Court Program	\$37,719.46	\$7,419.94	-\$28,823.10	\$16,316.30				
33310 - USDOJ-DWI Court Program	\$12,114.78	\$8,569.63	-\$17,725.43	\$2,958.98				
33320 - USDOJ-Veterans Court Program	-\$19,563.07	\$26,024.62	-\$20,988.06	-\$14,526.51				
33330 - USDOJ-Domestic Violence Court	-\$15,528.64	\$24,309.95	-\$27,968.63	-\$19,187.32				
33500 - USDOJ-DEA-Narcotics OT Exp	\$3,301.27	\$0.00	\$0.00	\$3,301.27				
33600 - USDOJ-Organized Crime Drug Enf	\$3.77	\$0.00	\$0.00	\$3.77				
33900 - USDOJ-SCAAP	\$29,797.15	\$0.00	\$0.00	\$29,797.15				
34200 - DOI-Parks Boating Access								
34250 - DOI-Swan Lake Boat Ramp								
34400 - USDOT-CR 257 Repairs								
34600 - FEMA- Flood Disaster 2015								
34610 - FEMA - Flood Disaster 2016	\$240,822.60	\$0.00	\$0.00	\$240,822.60				
34615 - FEMA-Harvey 2017	-\$4,230,795.43	\$128,171.86	-\$109,653.18	-\$4,212,276.75				
34616 - FEMA-Hazard Mitigation Grant P	-\$91,978.75	\$0.00	-\$16,001.25	-\$107,980.00				
34700 - IMLS-Library Mobile Proj Rnd 2								
34820 - USDC-SLP Dune Walkover								
34850 - USTREAS-Restore Act Projects	-\$151,156.60	\$0.00	-\$3,242.99	-\$154,399.59				
34860 - DOI-Parks - CIAP Grant								

Fund	Cash				Investments			
	Opening GL Balance	GL Debit	GL Credit	GL Ending Balance	Opening GL Balance	GL Debit	GL Credit	GL Ending Balance
34880 - TXDOT-SH288 Truck Weigh Statn	-\$237,632.02	\$0.00	-\$461,791.04	-\$699,423.06				
34882 - TXDOT-CR59 (CSJ 305)	\$0.00	\$0.00	-\$100,170.50	-\$100,170.50				
34890 - DITCH10-Oyster Creek Rehab	-\$21,450.00	\$0.00	-\$14,430.00	-\$35,880.00				
34912 - USDOT-1212ANGLE-Wildlife								
34913 - TXDOT 1312ANGLE-APRON								
34914 - TXDOT 1412ANGLE-APRON-CONSTRUC								
34915 - TXDOT-15HGANGLE-HANGAR	\$33,655.27	\$0.00	\$0.00	\$33,655.27				
35000 - TJJ-D-State Aid	\$93,208.01	\$336,457.90	-\$333,210.17	\$96,455.74				
35650 - TJPC-JAEP-Boot Camp-8/31	-\$97,220.10	\$99,308.14	-\$105,204.13	-\$103,116.09				
35800 - TJPC-JAEP-Boot Camp-7/31								
35900 - TJJ-D-Mental Health Services								
35950 - TJJ-D-RDA-RegDiversionAlt-"R"	\$46,653.70	\$0.00	\$0.00	\$46,653.70				
36100 - TCEQ-LIRAP Prg								
36400 - TCEQ-Local Initiatives Prg	\$151,559.69	\$0.00	-\$15,535.00	\$136,024.69				
36410 - Texas Veterans Treatment Crt	\$14,301.00	\$8,252.20	-\$8,703.10	\$13,850.10				
36801 - TXDOT-CR 48 PROJECT								
37000 - OAG-VAG Grant	-\$6,037.32	\$16,494.95	-\$19,461.06	-\$9,003.43				
37100 - OAG-TEXAS VINE CONTR	-\$2,378.90	\$0.00	\$0.00	-\$2,378.90				
37200 - DFPS-CPS-Title IV-B-Concr Svc	-\$103.55	\$40.00	\$0.00	-\$63.55				
37300 - TDHCA-Amy Young Barrier Remova								
37400 - TDH-Immunization	-\$53,083.44	\$25,130.85	-\$44,459.55	-\$72,412.14				
37600 - TSLAC-Family Place Lib Proj								
37800 - OAG-Regional Juv Mental Hlth S	\$0.00	\$0.00	-\$400.00	-\$400.00				
37913 - TXDOT-M312ANGLE-FY13RAMP								
37914 - TXDOT-M212ANGLE-FY14RAMP								
37916 - TXDOT-M1612ANGL-FY16RAMP								
37917 - TXDOT-FY17RAMP								
37918 - TXDOT-FY18RAMP								
37919 - TXDOT-FY19RAMP								
38000 - Emergency Mgmt-Fire Code	-\$34,841.32	\$40,173.64	-\$67,537.31	-\$62,204.99				
38010 - Economic Development Tax Abate	\$513.94	\$1,500.00	\$0.00	\$2,013.94				
38100 - Vital Statistics Fee	\$33,651.14	\$1,592.00	-\$910.00	\$34,333.14				
38110 - Records Management-Co. Clk.	\$1,972,145.40	\$70,488.51	-\$87,643.77	\$1,954,990.14	\$931,113.50	\$1,685.96	\$0.00	\$932,799.46
38120 - Records Archive-Co Clk	\$588,158.77	\$67,902.59	-\$21,933.90	\$634,127.46				
38200 - Civ,Crim,Prob Records Mgmt	\$180,942.48	\$12,787.19	-\$10,701.00	\$183,028.67	\$307,224.69	\$556.29	\$0.00	\$307,780.98
38210 - County Graffiti Eradication	\$2,623.66	\$0.00	\$0.00	\$2,623.66				
38220 - Cnty,District Court Technology	\$106,402.64	\$1,519.93	-\$405.27	\$107,517.30				
38230 - Record Preservation-Cty,DistClk	\$173,924.29	\$21,104.86	-\$21,890.40	\$173,138.75				
38300 - Child Abuse Prevention Fund	\$16,945.53	\$263.99	-\$145.67	\$17,063.85				
38310 - Family Protection Fund	\$805.67	\$13,347.31	-\$11,817.31	\$2,335.67				
38320 - Records Management-Dist. Clk.	\$55,060.61	\$8,172.14	-\$4,514.25	\$58,718.50				
38330 - Records Archive-District Clerk	\$65,478.19	\$8,707.65	-\$6,663.38	\$67,522.46				
38400 - JP Building Security Fund	\$123,682.80	\$21,240.39	-\$35,168.76	\$109,754.43				
38410 - Justice Court Technology Fund	\$373,226.85	\$11,789.57	-\$6,155.01	\$379,861.41				
38500 - Financial Security	\$481,738.47	\$27,732.92	-\$12,879.61	\$496,591.78				
38600 - LEOSE	\$109,491.29	\$0.00	-\$301.93	\$109,189.36				
38710 - D A Hot Check Collection	\$13,913.32	\$2,896.53	-\$4,310.05	\$12,499.80				
38720 - D A Supplemental	\$6,250.52	\$1,940.48	-\$3,592.46	\$4,598.54				
38730 - D A Forfeiture, CCP Chapter 59	\$35,119.66	\$2,401.48	-\$6,594.68	\$30,926.46				
38810 - Voter Registration-Tax Office	-\$75.98	\$6,159.46	-\$7,397.48	-\$1,314.00				
38820 - Special Inv,Dealer Escrow-Tax	\$47,002.07	\$5,522.25	-\$3,757.76	\$48,766.56	\$30,352.57	\$54.91	\$0.00	\$30,407.48
38830 - Scofflaw Fees, TTC Sect 502.01	\$921.65	\$0.00	\$0.00	\$921.65				
38910 - Election Services Contract	\$133,938.00	\$0.00	\$0.00	\$133,938.00				
38920 - Elections - HAVA Equip. Rental	\$220,373.43	\$0.00	\$0.00	\$220,373.43				
39100 - Sheriff Contraband Forfeiture	\$340,853.78	\$0.00	-\$800.16	\$340,053.62				
39110 - Braz Cnty Narcotics Task Force	\$537,938.32	\$129,012.00	-\$209,407.15	\$457,543.17				
39120 - Sheriff Commissary Fund	\$390,713.64	\$103,329.40	-\$91,290.13	\$402,752.92				
39130 - Sheriff-Federal Forfeiture	\$143,487.84	\$0.00	-\$37.69	\$143,450.15				
39200 - Juvenile Case Manager Fund	\$8,313.43	\$79.57	-\$46.78	\$8,346.22				
39210 - CSCD-Bond Supervision	\$45,102.08	\$3,830.12	-\$5,503.40	\$43,428.80				
39300 - Reliant Energy CARE Program	\$32,575.08	\$0.00	-\$1,751.31	\$30,823.77				
39310 - UnitedWay-Emergency Assistance	\$1,735.77	\$0.00	\$0.00	\$1,735.77				
39390 - SETH-SE TX Housing Fln. Corp.	\$256.88	\$0.00	\$0.00	\$256.88				
39400 - Book Sale	\$9,388.92	\$0.00	\$0.00	\$9,388.92				
39410 - Library-Special Projects	\$304,479.56	\$57,157.60	-\$80,126.50	\$281,510.66				
39500 - SEP-Wastewater-EnvHlth-TCEQ	-\$15,926.78	\$0.00	\$0.00	-\$15,926.78				
39600 - SEP-Parks-TCEQ	\$11,844.00	\$0.00	\$0.00	\$11,844.00				
39610 - Parks Improvements								
39620 - Shoreline Rest. Task Force	\$42,338.85	\$0.00	-\$750.00	\$41,588.85				
39630 - 2006 GoM Energy Security Act	\$676,239.14	\$0.00	\$0.00	\$676,239.14				
39700 - Lateral Road Fund								
39710 - Road & Bridge, Ch 152, Tx Code	\$291.40	\$0.00	\$0.00	\$291.40				
39720 - Special Projects	\$7,402.50	\$0.00	\$0.00	\$7,402.50				
39764 - Riverside Est Spcl Assmt	\$19,265.67	\$8,843.10	\$0.00	\$28,108.77				
39800 - Law Library	\$89,533.47	\$102,743.79	-\$120,811.02	\$71,466.24	\$211,216.55	\$382.43	\$0.00	\$211,598.98
39900 - Mosquito Control District	\$350,007.79	\$176,248.69	-\$257,657.36	\$268,599.12	\$1,158,499.66	\$2,097.64	\$0.00	\$1,160,597.30
40000 - 2012 Gen Oblig Rfd (2003 CO)	\$26,274.76	\$40,780.15	\$0.00	\$67,054.91				
41000 - 2016 Limited Tax Rfd (2006 CO)	\$248,853.02	\$118,954.32	\$0.00	\$367,807.34	\$473,169.09	\$856.74	\$0.00	\$474,025.83
42000 - 2012 Cert of Oblig-I,S	\$142,119.14	\$234,727.98	\$0.00	\$376,847.12				
42100 - 2018 Cert of Oblig-I,S								
43000 - Tax Notes, Series 2013 I&S	\$140,066.00	\$314,967.90	\$0.00	\$455,033.90				
44000 - Toll Road-SH288-I&S	\$4,791,821.06	\$609,643.58	-\$383,391.70	\$5,018,072.94				
45000 - Road Bonds-Mobility-I,S	\$1,325,113.54	\$139,777.15	\$0.00	\$1,464,890.69	\$1,342,481.47	\$2,430.82	\$0.00	\$1,344,912.29
45100 - Mobility-BuildAmerica-I,S	-\$363,862.92	\$0.00	\$0.00	-\$363,862.92				
46000 - Sheriff, Det Complex-I,S	\$486.28	\$0.00	\$0.00	\$486.28				

Fund	Cash				Investments			
	Opening GL Balance	GL Debit	GL Credit	GL Ending Balance	Opening GL Balance	GL Debit	GL Credit	GL Ending Balance
51000 - 2006 Certificate of Obligation								
52000 - 2012 Cert of Oblig,C,M	\$582,548.21	\$0.00	-\$486,045.72	\$96,502.49	\$551,952.91	\$1,100.90	\$0.00	\$553,053.81
52100 - 2018 Cert of Oblig,C,M	\$3,794.90	\$0.00	\$0.00	\$3,794.90	\$7,928,212.36	\$14,355.59	\$0.00	\$7,942,567.95
53000 - Tax Notes, Series 2013 C&M	\$406.47	\$0.00	\$0.00	\$406.47	\$1,871.57	\$3.74	\$0.00	\$1,875.31
54000 - Toll Road-SH288-C & M	\$5,022,948.12	\$9,785.28	-\$2,435,930.38	\$2,596,803.02	\$48,394,902.97	\$92,330.67	\$0.00	\$48,487,233.64
55000 - Mobility Plan	\$603,321.75	\$0.00	\$0.00	\$603,321.75				
55100 - Mobility-BuildAmericaBonds								
57000 - Hwy 6 ROW Acquisition-C,M	\$109.44	\$0.00	\$0.00	\$109.44				
57200 - Ring of Honor	\$47,328.83	\$723.00	-\$220.00	\$47,831.83				
60500 - Airport Operating	-\$479,567.98	\$259,045.20	-\$475,754.26	-\$696,277.04				
61000 - BCTRA O&M SH288	\$12,951.41	\$40,032.90	-\$13,585.00	\$39,399.31				
61100 - Braz Cnty Toll Rd-Preliminary	-\$301,961.10	\$0.00	-\$68,266.38	-\$370,227.48				
64000 - BCTRA FM518 PEDC-SH288	\$1,978,014.55	\$2,601.85	\$0.00	\$1,980,616.40				
64100 - BCTRA Contributions-SH288	\$1,037,631.25	\$2,699.60	-\$1,116.95	\$1,039,213.90	\$14,281,302.81	\$27,173.95	\$0.00	\$14,308,476.76
64200 - BCTRA FM518 TXDOT-SH288	-\$95,768.88	\$95,768.88	-\$433,902.68	-\$433,902.68				
71000 - Health Care Benefits	\$980,265.81	\$1,125,251.73	-\$1,767,252.86	\$338,264.68				
72000 - Employee Health Clinic	\$9,479.88	\$78,125.12	-\$114,318.22	-\$26,713.22				
73000 - Insurance Reserve	\$512,738.34	\$0.00	-\$2,812.51	\$509,925.83	\$871,334.26	\$1,577.71	\$0.00	\$872,911.97
81000 - B Cnty Groundwatr Conserv Dist	\$1,348,312.45	\$102,394.87	-\$83,183.58	\$1,367,523.74				
81010 - BC Industrial Development Corp	\$2,516.10	\$0.00	\$0.00	\$2,516.10				
81100 - Braz Cnty Toll Road Authority								
81200 - BrazCntyFreshwaterSupplyDist2								
81500 - CSCD-Sub Abuse-Outpatient-DP	\$68,864.82	\$18,256.95	-\$50,931.11	\$36,190.66				
81600 - CSCD-TAIP Treatment Alter.	\$10,625.00	\$12,540.00	-\$9,959.00	\$13,206.00				
81700 - CSCD-Mental Health Caseloads	\$11,289.02	\$14,517.19	-\$27,407.80	-\$1,601.59				
81800 - CSCD-Supervision Program	\$1,188,282.32	\$644,929.23	-\$832,901.49	\$1,000,310.06				
81850 - CSCD-Evidence Based Assessment								
81900 - CSCD-Comm Corr-Op Hab Caseload	\$26,226.76	\$21,013.84	-\$39,450.28	\$7,790.32				
82000 - CSCD-Comm Corr-Life								
82100 - CSCD-Comm Corr-Sex Offender	\$32,944.31	\$21,873.30	-\$40,763.12	\$14,054.49				
82200 - CSCD-Comm Corr-Substance Abuse	\$25,132.91	\$20,134.58	-\$37,715.91	\$7,551.58				
82300 - CSCD-Operation Habilitation DP	\$15,943.62	\$7,483.04	-\$19,458.01	\$3,968.65				
82400 - CSCD-New Caseload Reduction-DP								
88000 - Trust & Agency								
88200 - Brazos Mall								
88300 - SH288 @ CR 56 Overpass								
89000 - Historical Commission	\$2,435.60	\$0.00	\$0.00	\$2,435.60	\$13,989.52	\$25.34	\$0.00	\$14,014.86

**BRAZORIA COUNTY
PORTFOLIO REPORT
November 2018**

Current Date: 11/30/2018

Fund	Description	Type	CUSIP	Coupon	Settle Date	Maturity Date	Next Call Date	Par Value	Purch Price	Purch Cost	Book Value	Mkt Price	Mkt Value	Days to Mat	YTM	Interest Earned
10000	FNMA	Agency	3136G3BR5	1.300	03/22/16	03/22/19	12/22/18	2,000,000.00	100.000	2,000,000.00	2,000,000.00	0.9966	1,993,200.00	112	1.300	
10000	FNMA	Agency	3136G3RM9	1.400	06/21/16	06/21/19	12/21/18	2,000,000.00	100.000	2,000,000.00	2,000,000.00	0.9932	1,986,400.00	203	1.400	
10000	FNMA	Agency	3135G0N25	1.250	07/26/16	07/26/19	01/26/19	2,000,000.00	100.000	2,000,000.00	2,000,000.00	0.9908	1,981,600.00	238	1.250	
10000	FHLB	Agency	3130A8RQ8	1.200	07/26/16	07/26/19	Continual	2,000,000.00	100.000	2,000,000.00	2,000,000.00	0.9905	1,981,000.00	238	1.200	
10000	FHLB	Agency	3130A9NJ6	1.200	10/11/16	10/11/19	Continual	2,000,000.00	100.000	2,000,000.00	2,000,000.00	0.9868	1,973,600.00	315	1.200	
10000	FHLB	Agency	3134GAYY4	1.500	12/30/16	12/30/19	12/30/18	2,000,000.00	100.000	2,000,000.00	2,000,000.00	0.9863	1,972,600.00	395	1.500	
10000	FFCB	Agency	3133EG3E3	1.720	01/06/17	01/06/20	Continual	2,000,000.00	100.000	2,000,000.00	2,000,000.00	0.9885	1,977,000.00	402	1.720	
10000	FHLMC	Agency	3134GBZE5	1.850	07/24/17	07/24/20	01/24/19	2,000,000.00	100.000	2,000,000.00	2,000,000.00	0.9836	1,967,200.00	602	1.850	
10000	FHLB	Agency	3130ADRY0	2.000	03/05/18	03/05/19	Bullet	2,000,000.00	100.000	2,000,000.00	2,000,000.00	0.9988	1,997,600.00	95	2.000	
997	TexPool	LGIP		2.203				40,944,372.18	100.000	40,944,372.18	40,944,372.18	100.00	40,944,372.18	1	2.203	72,618.64
998	Texas Class	LGIP		2.420				52,905,552.04	100.000	52,905,552.04	52,905,552.04	100.00	52,905,552.04	1	2.420	105,311.97
999	Depository	Cash		2.000				41,011,776.89	100.000	41,011,776.89	41,011,776.89	100.00	41,011,776.89	1	2.000	66,265.07
									152,861,701.11	152,861,701.11	152,861,701.11	152,861,701.11	35	2.140	244,195.68	

This report is presented in accordance with the Texas Government Code Title 10 Section 2256.023 and complies with the Investment Strategy of Brazoria County's Investment Policy and I certify that to the best of my knowledge the above is true and correct.

Cathy Campbell

Cathy Campbell, CIO
Brazoria County Treasurer

BRAZORIA COUNTY
Investment Data Summary
November 2018

Type Breakdown:	Book Value	Percent	Wtd Avg Mat	Wtd Avg Yield
LGIP	93,849,924.22	61.40%	1	2.325
Agency	18,000,000.00	11.78%	289	1.491
Cash	41,011,776.89	26.83%	1	2.000
	152,861,701.11	100.00%	35	2.140

Issuer Breakdown:	Book Value	Percent	Wtd Avg Mat	Wtd Avg Yield
FNMA	6,000,000.00	3.93%	184	1.317
FHLB	8,000,000.00	5.23%	261	1.475
FHLMC	2,000,000.00	1.31%	602	1.850
-	-			
FFCB	2,000,000.00	1.31%	402	1.720
-	-			
TexPool	40,944,372.18	26.79%	1	2.203
Texas Class	52,905,552.04	34.61%	1	2.420
Depository	41,011,776.89	26.83%	1	2.000
	152,861,701.11	100.00%	35	2.140

Fund Breakdown:	Book Value	Percent	Wtd Avg Mat	Wtd Avg Yield
10000	18,000,000.00	11.78%	289	1.491
20500	-			
997	40,944,372.18	26.79%	1	2.203
998	52,905,552.04	34.61%	1	2.420
999	41,011,776.89	26.83%	1	2.000
	152,861,701.11	100.00%	35	2.140

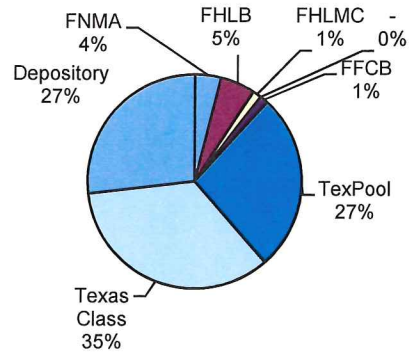
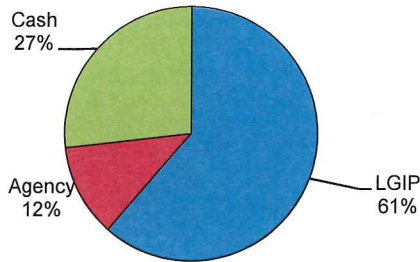
Maturity Breakdown:	Book Value	Percent
Less Than 90 Days	134,861,701.11	88.22%
90 to 180 Days	4,000,000.00	2.62%
181 to 365 Days	8,000,000.00	5.23%
More Than 365 Days	6,000,000.00	3.93%
	152,861,701.11	100.00%

BRAZORIA COUNTY
Investment Summary Report
For the Period Ending 11/30/2018

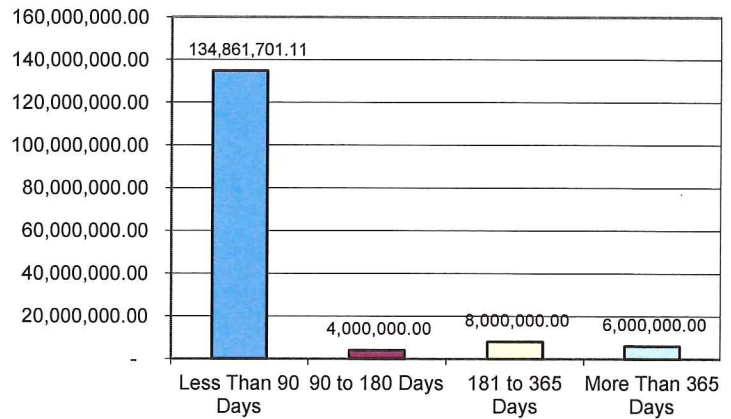
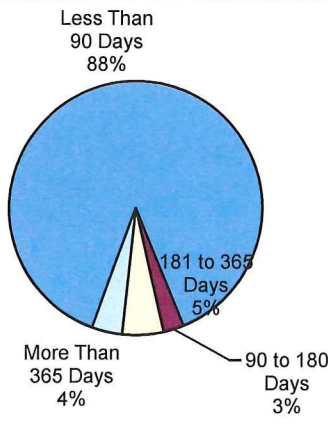
Total Portfolio Summary			
	Current Month 11/30/18	Prior Month 10/31/2018	Change From Prior
Book Value	152,861,701.11	148,402,200.83	4,459,500.28
Market Value	152,691,901.11	148,212,600.83	4,479,300.28
Market Value%	99.89%	99.87%	0.02%
Weighted Average Maturity - Days	35 days	40 days	(5)
Weighted Average Yield	2.140%	2.06%	0.08%

Portfolio Composition by Fund			
Fund Name	11/30/2018 Book Value	Wtd Avg Yield	Wtd Avg Maturity
10000	18,000,000.00	1.491%	289
20500	-		0
997	40,944,372.18	2.203%	1
998	52,905,552.04	2.420%	1
999	41,011,776.89	2.000%	1
TOTALS:	152,861,701.11	2.140%	35 days

Portfolio Composition by Security Type	Portfolio Composition by Issuer
--	---------------------------------



Maturity Distribution



Monthly Interest Earned for Fiscal Year 2019

	Oct	Nov	Dec	1st Qtr	Jan	Feb	Mar	2nd Qtr	April	May	June	3rd Qtr	July	August	Sept	4th Qtr	Ann Earned
BANK	54,911.28	66,265.07		121,176.35				0.00				0.00				0.00	121,176.35
TEXPOOL	70,248.42	72,618.64		142,867.06				0.00				0.00				0.00	142,867.06
Texas Class	104,923.52	105,311.97		210,235.49				0.00				0.00				0.00	210,235.49
Agencies	33,100.00	0.00		33,100.00				0.00				0.00				0.00	33,100.00
Total Per Mo.	263,183.22	244,195.68	0.00	507,378.90	0.00	0.00	0.00	0.00	0.00	0.00	0.00	0.00	0.00	0.00	0.00	0.00	507,378.90


I certify that to the best of my knowledge the above is true and correct.

Cathy Campbell

Cathy Campbell, CCT, CIO
Brazoria County Treasurer



Participant Services
1001 Texas Avenue, 14th Floor
Houston, TX 77002



Monthly Newsletter: December 2018

ANNOUNCEMENTS

We welcome the following entities who joined TexPool in November 2018:

- Harris County MUD 171
- Town of Shady Shores
- Bezar Medina Atascosa WCID 1
- City of Eagle Pass
- Memorial-Heights Redevelopment Authority
- TexPool Prime**
- City of Morgan's Point
- Morgan's Point Development Corp
- Town of Shady Shores
- City of Fate
- Bezar Medina Atascosa WCID 1
- Memorial-Heights Redevelopment Authority
- Barnwell Utility District

Upcoming Events

- Jan 26, 2019 - Jan 30, 2019
Austin
- TASA Midwinter Conference
Feb 25, 2019 - Feb 27, 2019
San Antonio
- GTOT Winter Conference

TexPool Advisory Board Members

- Jose Elizondo, Jr.
- Belinda Weaver
- Patrick Kishcock
- Michelle Turble
- David Landeros
- Overseen by the State of Texas Comptroller of Public Accounts Glenn Hegar.
- Operated under the supervision of the Texas Treasury Safekeeping Trust Company

Economic and Market Commentary: Neutral November

December 1, 2018

The buzzwords in November for cash managers were not "market volatility," but "neutral rate." Vice Chair Richard Clarida discussed it and Chair Powell made it a focus of public comments. Of course, Fed economists and officials view a neutral rate of interest, the level at which the economy doesn't need stimulus or tightening, as a central policy concept. Some even give it a number: 2.9%, making it seem a precisely calculated point. But there's nothing magical about 2.9%, and ultimately it is more confusing than helpful, especially when the head of the central bank waffles on it.

In early October, Powell said that interest rates were "a long way from neutral." Only a few weeks later, in his speech Wednesday at the Economic Club of New York, he said rates were "just below" that level. The markets were indeed volatile during that span, but economic data hardly changed, so perhaps his view of equilibrium has.

Powell's shifting stance is almost certainly not going to stop the Fed from raising rates 25 basis points to a 2.25-2.50% federal funds target range in its policy-making meeting later this month, as the increase is all but fully expected by the markets. The takeaway probably will be that the policymakers intimate only two hikes in 2019 instead of three. We also continue to expect the neutral rate will be reached in the first half of 2019.

(continued page 6)

Performance as of November 30, 2018

	TexPool	TexPool Prime
Current Invested Balance	\$16,235,025,019.66	\$5,071,543,374.80
Weighted Average Maturity**	32	31
Weighted Average Life**	99	65
Net Asset Value	0.99991	0.99989
Total Number of Participants	2515	354
Management Fee on Invested Balance	0.0473%	0.0638%
Interest Distributed	\$29,744,579.20	\$9,776,002.90
Management Fee Collected	\$683,547.68	\$234,438.31
Standard & Poor's Current Rating	AAA/m	AAA/m
Month Averages		
Average Invested Balance	\$16,432,516,178.89	\$4,968,193,239.17
Average Monthly Rate*	2.20%	2.39%
Average Weighted Average Maturity**	34	34
Average Weighted Average Life**	98	68

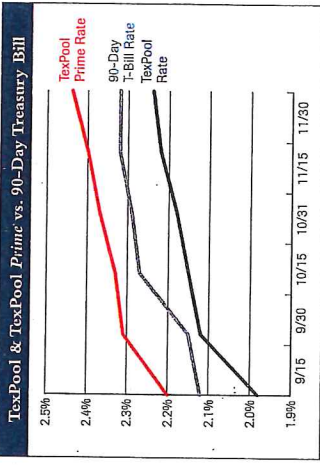
*This average monthly rate for TexPool Prime for each date entry reflect a number of some portion or all of each of the management fees.
**See page 2 for definitions.
†Past performance is no guarantee of future results.

TexPool Participant Services
1001 Texas Avenue, Suite 1400 • Houston, TX 77002
Phone: 1-866-TEXPOOL (839-7665) • Fax: 1-866-839-3291 • TexPool.com

Managed and Serviced by
Federated
CG5884-24 (12/18)

MS. CATHY CAMPBELL
BRAZORIA COUNTY
111 E LOCUST ST STE 305
ANGLETON TX 77515-4677

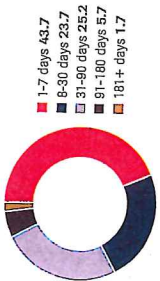
TS P 1



90-Day Treasury Bill is a short-term debt instrument backed by the national government. These are used to collect immediate cash to meet outstanding obligations. Any private investor can invest in a Treasury bill. The 90-Day Treasury Bill is a weighted average rate of the weekly auctions of 90-Day Treasury Bills. Past performance is no guarantee of future results.

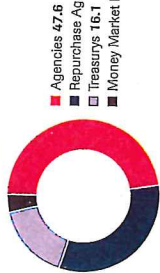
Portfolio by Maturity (%)

As of November 30, 2018



Portfolio by Type of Investment (%)

As of November 30, 2018



Portfolio Asset Summary as of November 30, 2018

	Book Value	Market Value
Uninvested Balance	-\$946,400.84	-\$946,400.84
Receivable for Investments Sold	0.00	0.00
Accrual of Interest Income	10,705,293.28	10,705,293.28
Interest and Management Fees Payable	-29,745,031.43	-29,745,031.43
Payable for Investments Purchased	-63,998,260.00	-63,998,260.00
Accrued Expenses & Taxes	-19,380.61	-19,380.61
Repurchase Agreements	5,350,064,000.00	5,350,064,000.00
Mutual Fund Investments	600,175,103.88	600,175,103.88
Government Securities	7,766,951,680.32	7,766,951,680.32
U.S. Treasury Inflation Protected Securities	162,986,336.72	163,023,321.73
U.S. Treasury Bills	2,322,018,329.66	2,322,018,329.66
U.S. Treasury Notes	135,653,368.68	135,594,895.18
Total	\$16,233,825,019.66	\$16,232,435,619.26

Market value of collateral supporting the Repurchase Agreements is at least 102% of the Book Value. The portfolio is managed by Prudential Investment. Considering and the assets are safe kept in a separate custodial account at State Street Bank in the U.S. The only source of payment to the Participants is the assets of TexPool. There is no secondary source of payment for the pool, such as insurance or State guarantee. Should you require a copy of the program, please contact TexPool Participant Services.

Participant Summary

	Number of Participants	Balance
School District	589	\$4,689,577,931.24
Higher Education	88	\$579,085,500.44
Healthcare	88	\$456,414,540.60
Utility District	799	\$2,430,259,866.25
City	463	\$4,229,978,580.73
County	186	\$1,583,972,347.20
Other	337	\$2,237,178,231.00

**Definition of Weighted Average Maturity and Weighted Average Life

WAM is the mean average of the periods of time remaining until the securities held in TexPool (a) are scheduled to be repaid, (b) would be repaid upon a demand by TexPool, or (c) are scheduled to have their interest rate readjusted to reflect current market rates. Securities with adjustable rates payable upon demand are treated as maturing on the earlier of the two dates set forth in (b) and (c) if their scheduled maturity is 397 days or less; and the later of the two dates set forth in (b) and (c) if their scheduled maturity is more than 397 days. The mean is weighted based on the percentage of the amortized cost of the portfolio invested in each period.

WAL is calculated in the same manner as WAM, but is based solely on the periods of time remaining until the securities held in TexPool (a) are scheduled to be repaid or (b) would be repaid upon a demand by TexPool, without reference to when interest rates of securities within TexPool are scheduled to be readjusted.

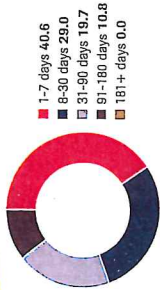
Daily Summary

Date	Money Mkt. Fund Equiv. (SEC Sub)	Dividend Factor	TexPool Invested Balance	NAV	WAM Days	WAL Days
11/1	2.1758%	0.000059612	\$16,410,191,872.99	0.99988	32	96
11/2	2.1801%	0.000060003	\$16,361,546,472.48	0.99988	33	98
11/3	2.1901%	0.000060003	\$16,361,546,472.48	0.99988	33	98
11/4	2.1901%	0.000060003	\$16,361,546,472.48	0.99988	33	98
11/5	2.1984%	0.000060229	\$16,427,220,058.94	0.99988	32	96
11/6	2.1816%	0.000059770	\$16,420,150,621.82	0.99988	32	94
11/7	2.1794%	0.000059710	\$16,422,494,387.99	0.99988	33	97
11/8	2.1816%	0.000060045	\$16,479,444,474.67	0.99987	35	98
11/9	2.1842%	0.000060114	\$16,647,827,819.86	0.99987	36	99
11/10	2.1842%	0.000060114	\$16,647,827,819.86	0.99987	36	99
11/11	2.1842%	0.000060114	\$16,647,827,819.86	0.99987	36	99
11/12	2.1942%	0.000060114	\$16,647,827,819.86	0.99987	36	99
11/13	2.1944%	0.000060120	\$16,606,271,035.81	0.99988	35	99
11/14	2.1915%	0.000060040	\$16,533,437,170.84	0.99988	35	96
11/15	2.2203%	0.000060630	\$16,357,622,513.74	0.99988	36	99
11/16	2.2155%	0.000060698	\$16,297,039,166.78	0.99989	36	100
11/17	2.2155%	0.000060698	\$16,297,039,166.78	0.99989	36	100
11/18	2.2155%	0.000060698	\$16,297,039,166.78	0.99989	36	100
11/19	2.2125%	0.000060617	\$16,305,150,663.46	0.99989	35	99
11/20	2.2049%	0.000060409	\$16,242,531,154.05	0.99989	35	99
11/21	2.1978%	0.000060215	\$16,270,562,887.86	0.99986	35	98
11/22	2.1978%	0.000060215	\$16,270,562,887.86	0.99986	35	98
11/23	2.2169%	0.000060738	\$16,546,346,741.13	0.99988	34	96
11/24	2.2169%	0.000060738	\$16,546,346,741.13	0.99988	34	96
11/25	2.2169%	0.000060738	\$16,546,346,741.13	0.99988	34	96
11/26	2.2107%	0.000060567	\$16,591,577,668.48	0.99988	32	93
11/27	2.2059%	0.000060494	\$16,470,385,768.14	0.99988	32	93
11/28	2.2141%	0.000060660	\$16,432,908,408.81	0.99988	32	98
11/29	2.2260%	0.000060987	\$16,295,043,929.98	0.99988	32	99
11/30	2.2483%	0.000061460	\$16,238,925,016.66	0.99991	32	99
Average	2.2030%	0.000060356	\$16,432,516,178.69	0.99988	34	98

TexPool PRIME

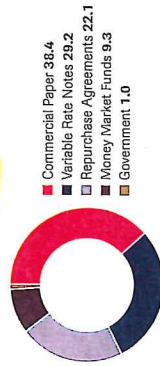
Portfolio by Maturity (%)

As of November 30, 2018



Portfolio by Type of Investment (%)

As of November 30, 2018



Portfolio Asset Summary as of November 30, 2018

Asset Category	Book Value	Market Value
Uninvested Balance	\$8,756.61	-\$8,756.61
Receivable for Investments Sold	0.00	0.00
Accrual of Interest Income	3,345,179.13	3,345,179.13
Interest and Management Fees Payable	-9,776,001.35	-9,776,001.35
Payable for Investments Purchased	0.00	0.00
Accrued Expenses & Taxes	-8,021.50	-8,021.50
Repurchase Agreements	1,119,856,000.00	1,119,856,000.00
Commercial Paper	1,950,627,572.56	1,950,627,572.56
Bank Instruments	0.00	0.00
Mutual Fund Investments	472,097,499.35	472,097,499.35
Government Securities	49,945,375.00	49,945,375.00
Variable Rate Notes	1,494,996,512.42	1,494,978,671.00
Total	\$5,071,543,374.80	\$5,070,995,858.48

Market value of collateral supporting the Repurchase Agreements is at least 102% of the Book Value. The portfolio is managed by Federal Investment Counseling and the assets are safe kept in a separate custodial account at State Street Bank in the name of TexPool Prime. The assets of TexPool Prime are the only source of payments to the Participants. There is no secondary source of payment for the pool such as insurance or State guarantee. Should you require a copy of the portfolio, please contact TexPool Participant Services.

Participant Summary

Participant	Number of Participants	Balance
School District	117	\$1,651,210,476.51
Higher Education	17	\$615,654,251.08
Healthcare	14	\$227,211,766.98
Utility District	32	\$410,413,135.17
City	69	\$838,076,977.78
County	38	\$401,334,684.76
Other	67	\$827,844,403.94

TexPool PRIME

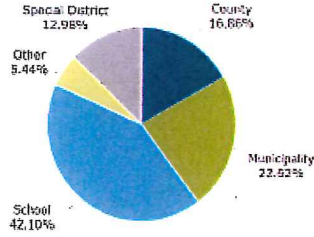
Daily Summary

Date	Money Mkt. Fund Equiv. (SECS Std)	Dividend Factor	TexPool Prime Invested Balance	NAV	WAM Days	WAL Days
11/1	2.3671%	0.000064851	\$4,867,136,851.57	0.99985	35	72
11/2	2.3811%	0.000065236	\$4,941,377,932.96	0.99988	36	74
11/3	2.3811%	0.000065236	\$4,941,377,932.96	0.99988	36	74
11/4	2.3811%	0.000065236	\$4,941,377,932.96	0.99988	38	74
11/5	2.3822%	0.000065268	\$4,827,047,469.56	0.99992	34	71
11/6	2.3762%	0.000065100	\$4,956,954,318.71	0.99989	34	71
11/7	2.3896%	0.000064921	\$4,920,192,615.94	0.99988	34	71
11/8	2.3775%	0.000065137	\$4,912,307,368.58	0.99988	36	70
11/9	2.3711%	0.000064963	\$4,982,549,617.66	0.99981	35	70
11/10	2.3711%	0.000064963	\$4,982,549,617.66	0.99981	35	70
11/11	2.3711%	0.000064963	\$4,982,549,617.66	0.99981	35	70
11/12	2.3781%	0.000065154	\$4,969,896,866.09	0.99989	33	68
11/13	2.3781%	0.000065154	\$4,969,896,866.09	0.99989	33	68
11/14	2.3909%	0.000065229	\$4,960,602,232.30	0.99989	33	67
11/15	2.3989%	0.000065221	\$5,021,145,476.53	0.99988	33	67
11/16	2.4127%	0.000066102	\$4,944,037,076.18	0.99983	35	70
11/17	2.4127%	0.000066102	\$4,944,037,076.18	0.99983	35	70
11/18	2.4127%	0.000066102	\$4,944,037,076.18	0.99983	35	70
11/19	2.4001%	0.000065757	\$4,939,666,697.33	0.99989	33	67
11/20	2.4025%	0.000065822	\$4,937,649,470.70	0.99988	33	68
11/21	2.3990%	0.000065726	\$4,908,798,773.48	0.99984	33	68
11/22	2.3990%	0.000065726	\$4,908,798,773.48	0.99984	33	68
11/23	2.4114%	0.000066066	\$4,962,698,912.78	0.99985	32	66
11/24	2.4114%	0.000066066	\$4,962,698,912.78	0.99985	32	66
11/25	2.4114%	0.000066066	\$4,962,698,912.78	0.99985	32	66
11/26	2.4154%	0.000066175	\$5,004,426,035.94	0.99992	30	64
11/27	2.4044%	0.000065973	\$5,044,202,639.49	0.99992	30	66
11/28	2.4126%	0.000066099	\$5,108,235,327.84	0.99990	30	65
11/29	2.4259%	0.000066463	\$5,082,950,862.41	0.99989	31	65
11/30	2.4392%	0.000066827	\$5,071,543,374.80	0.99989	31	65
Average	2.3943%	0.000065597	\$4,968,195,239.17	0.99987	34	69

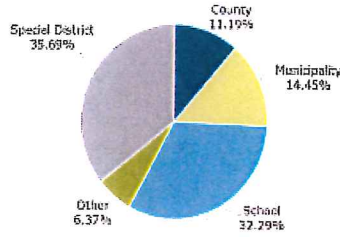
The following information is provided in accordance with Texas State Statute 2256.0016.

Print

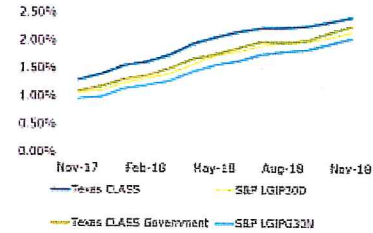
As of November 30, 2018:



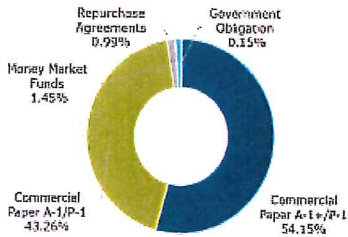
Participant Breakdown by Balance



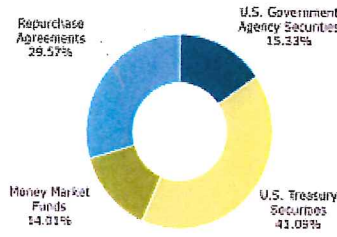
Participant Breakdown by Entity Type



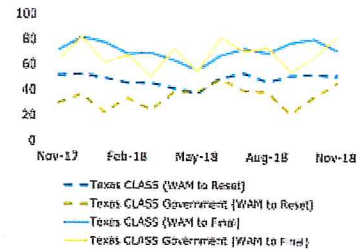
Performance vs. Benchmark S&P AAA/AA GIP* (Average Monthly Yields)



Texas CLASS Portfolio Breakdown



Texas CLASS Government Portfolio Breakdown



Weighted Average Maturity (In Days)

Texas CLASS Prior Month Comparison

Month End	Average Yield**	Month Ending Assets	Share Balance	Market Value	Amortized Cost	NAV	WAM (Reset)***	WAM (Final)***
Sep-18	2.26%	\$6,571,078,769	\$6,571,228,312	\$6,619,224,519	\$6,619,374,062	1.00	52	78
Oct-18	2.34%	\$6,627,088,330	\$6,627,258,649	\$6,625,547,176	\$6,625,717,494	1.00	53	81
Nov-18	2.42%	\$6,676,683,335	\$6,677,594,401	\$6,675,726,558	\$6,676,637,624	1.00	52	72

Average monthly yield *As of the end of the last day of the month

Texas CLASS Government Prior Month Comparison

Month End	Average Yield**	Month Ending Assets	Share Balance	Market Value	Amortized Cost	NAV	WAM (Reset)***	WAM (Final)***
Sep-18	2.01%	\$380,527,493	\$380,571,294	\$380,284,992	\$380,328,792	1.00	22	55
Oct-18	2.14%	\$404,704,487	\$404,738,381	\$404,478,214	\$404,512,108	1.00	35	66
Nov-18	2.26%	\$423,554,985	\$423,609,629	\$423,264,207	\$423,318,851	1.00	52	72

Average monthly yield *As of the end of the last day of the month

Fund Highlights as of October 31, 2018 (Unaudited)

For the month of November 2018, the Program Administrator accrued fees of \$541,553.86 and had average shares outstanding of 56,654,338,838.90 for Texas CLASS. For Texas CLASS Government, the Program Administrator accrued fees of \$0.00 and had average shares outstanding of \$405,117,529.94. The fees for both Texas CLASS and Texas CLASS Government are accrued on a daily basis by multiplying the investment property value by the applicable fee rate, and divided by 365 or 366 days in the event of a leap year. The investment property value shall be based on the current day's shares outstanding. For weekend days and holidays, the shares outstanding for the previous business day will be utilized for the calculation of fees. The applicable fee rate is located in Exhibit F of the Seventh Amended and Restated Trust Agreement. The Program Administrator reserves the right to abate fees listed in the Seventh Amended and Restated Trust Agreement. The monthly fee is the sum of all daily fee accruals for the month of November. The fees are paid monthly upon notification to the custodian bank. As of November 30, 2018 the fee for Texas CLASS was 10 basis points and the fee for Texas CLASS Government was 0.00 basis points.

- Both funds are rated 'AAAm' by S&P Global Ratings.
- Net Asset Value for both funds from November 1 to November 30, 2018 is equal to \$1.00.
- The final maturity dates of all securities were less than one year.
- The custodian bank for Texas CLASS is Wells Fargo Bank, N.A.
- Total number of Participants is 706.
- There are currently no investments that have a stated maturity greater than one year.
- The portfolio managers for Texas CLASS are Randy Palomba, CFA and Neil Waud, CFA.
- All sources of payment are the underlying assets of the local government investment pool at market value.
- The Seventh Amended and Restated Trust Agreement was adopted by the Board of Trustees on August 5, 2016. You can access your copy of the Seventh Amended and Restated Trust Agreement by clicking [here](#).

[Board of Trustees](#) [Advisory Board](#)

Texas CLASS is supervised by a Board of Trustees (the Board) who are elected by the Participants. The Board supervises the Trust and its affairs and acts as the liaison between the Participants, the Custodian, and the Program Administrator. The Board administers the affairs of the Trust and enters into contracts and agreements on behalf of the Trust in order to effectuate the terms of the Trust Agreement. It also selects the consultants for Texas CLASS, including the Program Administrator and the Custodian, subject to the terms of the Trust Agreement.

The Board is selected at the annual meeting of the Participants. Any representative may be nominated as a Trustee. The number of Trustees to be selected shall be determined by the Participants at such meeting and shall be an odd number of three or more. Currently, the Board of Trustees consists of the following members, each serving two-year staggered terms:

Mr. Steve Williams, Chairman

Asst. City Administrator/CFO
City of Conroe
Term Expires 2019

[View Bio](#)

Ms. Amy Perez

Director of Financial Management
Harris County
Term Expires 2019

[View Bio](#)

Ms. Monika Arris

Director of Budget & Finance
Collin County
Term Expires 2020

[View Bio](#)

Mr. Mike Hagar

Asst. Supt. of Business & Finance
Alamo Heights ISD
Term Expires 2020

[View Bio](#)

Ms. Cindy Yeatts Brown

Treasurer
Denton County
Term Expires 2019

[View Bio](#)

Ms. Heather Hurlbert

Director of Finance
City of San Marcos
Term Expires 2020

[View Bio](#)

Mr. Dave Verghese

Treasurer
Sam Houston State University
Term Expires 2019

[View Bio](#)

Texas Class Rates November 2018

Date	Daily Rate (%)	YTD Yield (%)	7-Day Yield (%)	WAM Days to Reset	WAM Days to Final	Daily Dividend	Net Asset Value (NAV)
11/30/2018	2.4551	2.0928	2.4496	52	72	0.000067263014	0.99986356
11/29/2018	2.4521	2.0917	2.4481	52	73	0.000067180742	0.99995591
11/28/2018	2.4502	2.0906	2.4471	53	73	0.000067127452	0.99995597
11/27/2018	2.4505	2.0895	2.4464	54	74	0.000067136711	0.99995595
11/26/2018	2.4490	2.0884	2.4457	54	75	0.000067095253	0.99995706
11/25/2018	2.4451	2.0873	2.4437	55	77	0.000066989041	0.99986622
11/24/2018	2.4451	2.0862	2.4422	55	77	0.000066989041	0.99986622
11/23/2018	2.4451	2.0851	2.4408	55	77	0.000066989041	0.99986622
11/22/2018	2.4451	2.0839	2.4394	54	77	0.000066989041	0.99991490
11/21/2018	2.4451	2.0828	2.4367	54	77	0.000066989041	0.99991490
11/20/2018	2.4451	2.0817	2.4330	54	78	0.000066989041	0.99996113
11/19/2018	2.4351	2.0805	2.4287	54	78	0.000066715069	0.99996093
11/18/2018	2.4351	2.0794	2.4258	57	81	0.000066715069	0.99986919
11/17/2018	2.4351	2.0783	2.4230	57	81	0.000066715069	0.99986919
11/16/2018	2.4351	2.0771	2.4201	57	81	0.000066715069	0.99986919
11/15/2018	2.4266	2.0760	2.4173	56	71	0.000066482893	0.99996248
11/14/2018	2.4190	2.0749	2.4144	54	80	0.000066274009	0.99996435
11/13/2018	2.4149	2.0738	2.4125	54	79	0.000066160424	0.99996603
11/12/2018	2.4151	2.0727	2.4096	56	80	0.000066167123	0.99982489
11/11/2018	2.4151	2.0715	2.4068	56	80	0.000066167123	0.99982489
11/10/2018	2.4151	2.0704	2.4026	56	80	0.000066167123	0.99982489
11/9/2018	2.4151	2.0693	2.3984	56	80	0.000066167124	0.99982489
11/8/2018	2.4069	2.0682	2.3942	56	80	0.000065941645	0.99996855
11/7/2018	2.4051	2.0671	2.3911	55	80	0.000065893151	0.99996761
11/6/2018	2.3951	2.0660	2.3868	52	78	0.000065619178	0.99997301
11/5/2018	2.3951	2.0649	2.3839	52	78	0.000065619178	0.99996862
11/4/2018	2.3857	2.0638	2.3811	54	81	0.000065361066	0.99988133
11/3/2018	2.3857	2.0627	2.3796	54	81	0.000065361066	0.99988133
11/2/2018	2.3857	2.0616	2.3782	54	81	0.000065361066	0.99988133
11/1/2018	2.3851	2.0605	2.3767	54	81	0.000065345206	0.99996682

Texas Class Government Rates November 2018

Date	Daily Rate (%)	YTD Yield (%)	7-Day Yield (%)	WAM Days to Reset	WAM Days to Final	Daily Dividend	Net Asset Value (NAV)
11/30/2018	2.3117	1.8395	2.2790	46	83	0.000063334506	1.01024413
11/29/2018	2.2968	1.8381	2.2733	46	83	0.000062926446	0.99992159
11/28/2018	2.2694	1.8367	2.2688	43	74	0.000062176473	0.99992011
11/27/2018	2.2651	1.8354	2.2681	42	73	0.000062057529	0.99990875
11/26/2018	2.2664	1.8340	2.2696	44	69	0.000062093434	0.99992593
11/25/2018	2.2718	1.8327	2.2709	45	70	0.000062240225	0.99987206
11/24/2018	2.2718	1.8313	2.2725	45	70	0.000062240225	0.99987206
11/23/2018	2.2718	1.8299	2.2742	45	70	0.000062240225	0.99987206
11/22/2018	2.2651	1.8286	2.2758	43	69	0.000062057531	0.99990699
11/21/2018	2.2651	1.8272	2.2778	43	69	0.000062057531	0.99990699
11/20/2018	2.2751	1.8258	2.2764	44	69	0.000062331498	0.99994008
11/19/2018	2.2756	1.8244	2.2788	44	69	0.000062346518	0.99640245
11/18/2018	2.2833	1.8230	2.2744	46	71	0.000062556118	0.99988303
11/17/2018	2.2833	1.8215	2.2689	46	71	0.000062556118	0.99988303
11/16/2018	2.2833	1.8200	2.2635	46	71	0.000062556118	0.99988303
11/15/2018	2.2791	1.8186	2.2580	46	72	0.000062441167	0.99992776
11/14/2018	2.2551	1.8171	2.2525	44	72	0.000061783552	0.99985722
11/13/2018	2.2916	1.8157	2.2468	44	73	0.000062784516	0.99992000
11/12/2018	2.2451	1.8141	2.2372	44	76	0.000061509588	0.99982605
11/11/2018	2.2451	1.8128	2.2349	44	76	0.000061509588	0.99982605
11/10/2018	2.2451	1.8113	2.2403	44	76	0.000061509588	0.99982605
11/9/2018	2.2451	1.8099	2.2457	44	76	0.000061509588	0.99982605
11/8/2018	2.2401	1.8085	2.2511	42	74	0.000061373164	0.99991091
11/7/2018	2.2151	1.8071	2.2477	37	69	0.000060687664	0.99990163
11/6/2018	2.2251	1.8058	2.2469	37	70	0.000060961654	0.99990738
11/5/2018	2.2287	1.8044	2.2412	38	70	0.000061060725	0.99990736
11/4/2018	2.2829	1.8030	2.2341	39	72	0.000062545559	0.99985727
11/3/2018	2.2829	1.8014	2.2194	39	72	0.000062545559	0.99985727
11/2/2018	2.2829	1.7998	2.2046	39	72	0.000062545559	0.99985727
11/1/2018	2.2160	1.7982	2.1898	37	68	0.000060711075	0.99991363