

**CERTIFIED COPY
BRAZORIA COUNTY COMMISSIONERS' COURT**

ORDER NO. 8.R.1

**RE: TREASURER'S MONTHLY REPORT AND
INVESTMENT REPORT FOR MARCH 2019
AND 2ND QUARTER FISCAL YEAR 2019
INVESTMENT REPORT**

Approve the Treasurer's Monthly Report and Investment Report for March 2019 and the Quarterly Investment Report for 2nd quarter fiscal year 2019. This order and affidavit must be filed with the County Clerk. It if further requested a certified copy of this order be returned to the County Treasurer. This report will be published on the Brazoria County Website.

RESULT:	PASSED [UNANIMOUS]
MOVER:	David R. Linder, Commissioner
SECONDER:	Stacy L. Adams, Commissioner
AYES:	Judge Sebesta, Commissioner Payne, Commissioner Cade, Commissioner Adams, Commissioner Linder

STATE OF TEXAS §

COUNTY OF BRAZORIA §

I, **Joyce Hudman, Clerk County Court and Ex-Officio Clerk of the Commissioners' Court of Brazoria County, Texas**, do hereby certify that the foregoing is a true and correct copy of that certain:


ORDER NO. 8.R.1

**RE: TREASURER'S MONTHLY REPORT AND
INVESTMENT REPORT FOR MARCH 2019
AND 2ND QUARTER FISCAL YEAR 2019
INVESTMENT REPORT**

as passed by the Commissioners' Court on the 14th day of MAY, A.D., 2019, Regular Session Term of Commissioners' Court and as the same appear(s) in the Commissioners' Court Records of Brazoria County, Texas.

**GIVEN UNDER MY HAND AND SEAL OF OFFICE, this the 17th DAY OF
MAY, A. D., 2019.**

JOYCE HUDMAN, Clerk County Court
and Ex-Officio Member of the Commissioners'
Court of Brazoria County, Texas

By: 
M. Hudman, Deputy



CATHY CAMPBELL, CCT, CIO
BRAZORIA COUNTY TREASURER

111 E. Locust, Room 305 Angleton, Texas 77515-4654
979-864-1353 FAX 979-864-1680

Attached is the Monthly Treasurer's Report submitted by Cathy Campbell, Brazoria County Treasurer for the month of MARCH 2019. This report is submitted in compliance with the Local Government Code Sec. 114.026 and contains:

Commissioners' Court Affidavit: 114.026 (d)
Monies received and disbursed: 114.026 (a) (1)
Pledged Securities Management Report: 2257.021
Debts due to* and owed by the county: 114.026 (a) (2)
All other proceedings in the Treasurer's office: 114.026 (a) (3)
Brazoria County general ledger fund activity: 114.026 (c)

Brazoria County Investment Portfolio for March 2019: 2256.023

Brazoria County Investment Activity Report for 2nd Quarter Fiscal Year 2019: 2256.023

Note: debts due to the County are reported to the Court separately by collecting offices

"I CERTIFY THAT TO THE BEST OF MY KNOWLEDGE THE ATTACHED REPORTS ARE TRUE AND CORRECT."


Cathy Campbell, CCT, CIO
Brazoria County Treasurer


MINUTES OF COUNTY FINANCES
TREASURER'S MONTHLY REPORT
AFFIDAVIT
COMMISSIONERS' COURT MAY 14, 2019

BEFORE ME, the undersigned authority, a Notary Public in and for Brazoria County, Texas, on this day personally appeared the Members of Brazoria County Commissioners' Court and who after being duly sworn upon their oaths do hereby state as follows:

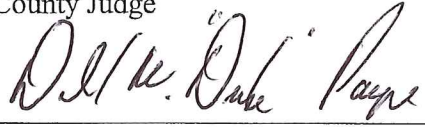
The requirements of Subsection (c) of the Texas Local Government Code §114.026 have been met and that we have reviewed and examined the Monthly Report of: **CATHY CAMPBELL**, Treasurer of Brazoria County, Texas for **MARCH 2019**.

Further, having taken reasonable steps to ensure its accuracy as presented, approve the report and enter this order into the minutes which state total cash and other assets in the custody of the County Treasurer at the time of the examination to be **\$206,795,219.28**.

The Treasurer's report and this affidavit will be published on the Brazoria County website.




L.M. "Matt" Sebesta, Jr.
County Judge




Donald W. "Dude" Payne
Commissioner Precinct 1



Ryan Cade
Commissioner Precinct 2




Stacy L. Adams
Commissioner Precinct 3




David R. Linder
Commissioner Precinct 4

SUBSCRIBED AND SWORN TO BEFORE ME THIS 14th DAY OF MAY, 2019.



Notary Public in and for Brazoria County, Texas

My Commission Expires: Feb. 22, 2020



BRAZORIA COUNTY Bank Account Activity and Interest Report for March 2019

Account	Ending Bank Balance 02/28/2019	Deposits and Other Credits Received	Checks and Other Debits Disbursed	Ending Bank Balance 03/31/2019	MONTHLY Interest Earned	Interest Rate
FIRST NATIONAL BANK OF LAKE JACKSON						
Tax Assessor/Collector GOVPAY Acct	1,007,295.80	1,251,175.96	(1,241,292.35)	1,017,179.41	1,036.43	1.49
Tax Assessor/Collector Veh Inventory Prop Tax	570,831.45	178,891.71	(334,107.41)	415,615.75	764.44	1.49
Payroll	1,237,869.31	8,943,130.51	(8,976,374.96)	1,204,624.86	2,232.51	1.49
Operating	20,785,626.83	19,306,857.54	(15,597,156.59)	24,495,327.78	29,054.49	1.49
Jury Fund	201,858.00	130.00	(29,317.00)	172,671.00	273.74	1.49
Tax Assessor/Collector Boat Sales Tax *	3,873.97	53,092.28	(47,365.31)	9,600.94	7.93	1.49
County Clerk Trust Fund	1,948,003.89	1,360,900.23	(142,733.19)	3,166,170.93	2,531.93	1.49
District Clerk Trust Fund	2,494,701.90	699,969.55	(172,431.25)	3,022,240.20	3,705.07	1.49
Tax Assessor/Collector Motor Vehicle Acct	1,270,599.87	7,062,508.31	(6,466,828.26)	1,866,279.92	2,259.22	1.49
Tax Assessor/Collector Boat Collections	40,433.75	45,443.09	(46,913.40)	38,963.44	36.77	1.49
Tax Assessor/Collector Sales Tax Account *	691,452.05	4,354,674.27	(4,508,363.06)	537,763.26	739.32	1.49
Sheriff Barber Shop Education Training Program *	80,862.17	98.66	(9,198.57)	71,762.26	98.66	1.49
Comptroller Direct Deposit	243,659.02	1,590,517.58	(1,401,360.77)	432,815.83	914.10	1.49
Sheriff's Dept Narcotic Unit-Operations	2,898.17	8,000.00	(5,120.50)	5,777.67	2.89	1.49
Comm. Super & Corrections Dept. Restitution Acct	129,201.38	67,737.22	(78,534.61)	118,403.99	168.87	1.49
District Atty Check Collection Account	18,636.39	9,212.49	(13,060.26)	14,788.62	21.82	1.49
Tax Assessor/Collector Tax Account	5,601,342.84	12,235,759.26	(12,977,155.19)	4,859,946.91	6,380.58	1.49
Employee Benefit Trust Fund *	1,967,747.58	2,148,891.10	(2,234,255.07)	1,882,383.61	2,894.44	1.49
Investment Acct	-	4,033,000.00	(2,033,000.00)	2,000,000.00	982.95	1.49
Credit Card Account	127,678.36	618,769.60	(518,165.11)	228,282.85	366.11	1.49
E-Filing / E-Recording	68,842.85	307,423.60	(297,270.10)	78,996.35	167.74	1.49
Parks Credit Card	9,973.70	52,603.22	(51,109.50)	11,467.42	27.72	1.49
Juvenile Restitution Account	4,687.04	3,466.70	(2,950.51)	5,203.23	6.60	1.49
TouchPay Credit Card	51,383.92	139,121.24	(156,960.49)	33,544.67	82.82	1.49
First National Bank of Lake Jackson Totals	38,559,460.24	64,471,374.12	(57,341,023.46)	45,689,810.90	54,757.15	
TOTAL Interest Earning Accounts EOM Balance				45,689,810.90	54,757.15	

Non-Int bearing Accts at the bank: Sheriff, County and District Clerks Cash Bonds; TCDBG-IKE; inmate Trusts; TCEQ and Bail Bond Sec

1,212,699.32
46,902,510.22

This report is presented in accordance with The Texas Government Code Title 4 Sec. 114.026 (a)(1) and I certify that to the best of my knowledge the above is the true and correct cash balance remaining in the Treasurer's custody.


Cathy Campbell, CCT, CIO

Brazoria County Treasurer



CATHY CAMPBELL, CCT, CIO
BRAZORIA COUNTY TREASURER

111 E. Locust, Room 305 Angleton, Texas 77515-4654
979-864-1353 FAX 979-864-1680

Attached is a copy of the management reports for the securities that were pledged to Brazoria County by First National Bank of Lake Jackson and Wells Fargo Bank for the month of **MARCH 2019**.

"I CERTIFY THAT TO THE BEST OF MY KNOWLEDGE THE ATTACHED REPORTS ARE TRUE AND CORRECT."

A handwritten signature in blue ink that reads "Cathy Campbell". The signature is written in a cursive style and is positioned above a horizontal line.

Cathy Campbell, CCT, CIO
Brazoria County Treasurer

Reportfolio

First National Bank of Lake Jackson, Lake Jackson, T
 Published: 3/27/2019 8:13:28 AM

Safetkeeping

Management Report
 Pledged To: BRAZORIA COUNTY

Date: 31-Mar-19
 Page: 18

Section V-C

Code	Cusip Trans#	Description Maturity	Prerefund	Pool Coupon	Moody Std/Poor	Original Face	Pledged Original Face Value	Pledged Par Value	Pledged Book Value	Pledged Market Value
FHLB	3137FHJD6 499170201808301	FHR 4820 UP 8/15/2048		3.500		\$2,500,000.00	\$2,500,000.00	\$2,407,113.63	\$2,421,808.36	\$2,430,331.69
		FEDERAL HOME LOAN BANK AFS				100.00%				
22 CMOs - Fixed Rate										
Total Pledged 130 To: BRC BRAZORIA COUNTY							\$43,530,000.00	\$33,674,450.01	\$33,808,817.52	\$39,270,053.40
							\$311,384,512.00	\$77,042,041.85	\$77,852,807.60	\$76,969,157.32

\$0.00 Munis with Maturity Under 2 Years
 \$0.00 Munis with Maturity Over 2 Years

\$112,880.61 Other securities with Stated Maturity Under 2 Years
 \$76,929,161.24 Other securities with Stated Maturity Over 2 Years

** If no data is shown, then there are no pledges for the current period.



Public Funds Collateral Unit
 333 Market Street, 15th Floor
 San Francisco, CA 94105-2102
 Phone: 1-877-479-6603
 publicfundscollateral@wellsfargo.com

PUBLIC FUNDS

STATEMENT PERIOD

03/01/2019 - 03/31/2019

XNPBFMDTBK 1 000550



BRAZORIA COUNTY
 CATHY CAMPBELL
 111 E. LOCUST, SUITE 305
 ANGLETON, TX 77515

DAILY COLLATERAL REPORT

Date	Deposit Total	FDIC Insurance	Total Deposits Requiring Collateral	Collateral Value	Required Collateral Level	Collateral Value vs. Required Collateral
03/01/2019	50.58	50.58	0.00	0.00	0.00	0.00
03/02/2019	50.58	50.58	0.00	0.00	0.00	0.00
03/03/2019	50.58	50.58	0.00	0.00	0.00	0.00
03/04/2019	50.58	50.58	0.00	0.00	0.00	0.00
03/05/2019	50.58	50.58	0.00	0.00	0.00	0.00
03/06/2019	50.58	50.58	0.00	0.00	0.00	0.00
03/07/2019	50.58	50.58	0.00	0.00	0.00	0.00
03/08/2019	50.58	50.58	0.00	0.00	0.00	0.00
03/09/2019	50.58	50.58	0.00	0.00	0.00	0.00
03/10/2019	50.58	50.58	0.00	0.00	0.00	0.00
03/11/2019	50.58	50.58	0.00	0.00	0.00	0.00
03/12/2019	50.58	50.58	0.00	0.00	0.00	0.00
03/13/2019	50.58	50.58	0.00	0.00	0.00	0.00
03/14/2019	50.58	50.58	0.00	0.00	0.00	0.00
03/15/2019	50.58	50.58	0.00	0.00	0.00	0.00
03/16/2019	50.58	50.58	0.00	0.00	0.00	0.00
03/17/2019	50.58	50.58	0.00	0.00	0.00	0.00
03/18/2019	50.58	50.58	0.00	0.00	0.00	0.00
03/19/2019	50.58	50.58	0.00	0.00	0.00	0.00
03/20/2019	50.58	50.58	0.00	0.00	0.00	0.00
03/21/2019	50.58	50.58	0.00	0.00	0.00	0.00
03/22/2019	50.58	50.58	0.00	0.00	0.00	0.00
03/23/2019	50.58	50.58	0.00	0.00	0.00	0.00
03/24/2019	50.58	50.58	0.00	0.00	0.00	0.00
03/25/2019	50.58	50.58	0.00	0.00	0.00	0.00
03/26/2019	50.58	50.58	0.00	0.00	0.00	0.00
03/27/2019	50.58	50.58	0.00	0.00	0.00	0.00
03/28/2019	50.58	50.58	0.00	0.00	0.00	0.00
03/29/2019	50.59	50.59	0.00	0.00	0.00	0.00
03/30/2019	50.59	50.59	0.00	0.00	0.00	0.00
03/31/2019	50.59	50.59	0.00	0.00	0.00	0.00

11/27/2019 11:27 AM 11/27/2019 11:27 AM 11/27/2019 11:27 AM 11/27/2019 11:27 AM 11/27/2019 11:27 AM



Brazoria County Bond Payments - March 2019

	<u>INTEREST</u>	<u>PRINCIPAL</u>	<u>BAB SUBSIDY</u>	<u>TOTAL</u>
Series 2010B - Unlimited Tax Road Bonds (BAB)	0.00	0.00	0.00	0.00
Series 2012 - Certificates of Obligation	0.00	0.00		0.00
Series 2012 - Unlimited Tax Road Bonds	0.00	0.00		0.00
Series 2013 - Limited Tax Notes	0.00	0.00		0.00
Series 2016 - Unlimited Tax Refunding Bonds	0.00	0.00		0.00
Series 2016 - Limited Tax Refunding Bonds	0.00	0.00		0.00
Series 2018 -Certificates of Obligation	0.00	0.00		0.00
Series 2018 - Unlimited Tax Refunding Bonds	0.00	0.00		0.00
TOTAL PAYMENTS	0.00	0.00	0.00	0.00

The following pages show the remaining bond payments to be made by Brazoria County.

This report is presented in accordance with The Texas Government Code Title 4 Sec. 114.026 (a)(2)


Cathy Campbell, CCT, CIO
Brazoria County Treasurer

BRAZORIA COUNTY, TEXAS
Series 2010B - Unlimited Tax Road Bonds
(Build America Bonds)
Remaining Payment Schedule

FISCAL YEAR	INTEREST 1-Mar	PRINCIPAL 1-Mar	INTEREST 1-Sep	BAB's SUBSIDY	TOTAL PAYMENT
2019			343,234.00	(111,358.84)	231,875.16
2020	343,234.00	935,000.00	321,056.00	(215,522.25)	1,383,767.75
2021	321,056.00	965,000.00	297,201.00	(200,587.30)	1,382,669.70
2022	297,201.00	1,000,000.00	271,981.00	(184,665.41)	1,384,516.59
2023	271,981.00	1,030,000.00	245,232.00	(167,804.59)	1,379,408.41
2024	245,232.00	1,070,000.00	216,909.00	(149,937.03)	1,382,203.97
2025	216,909.00	1,105,000.00	187,107.00	(131,078.95)	1,377,937.05
2026	187,107.00	1,145,000.00	152,608.00	(110,217.13)	1,374,497.87
2027	152,608.00	1,195,000.00	116,603.00	(87,342.82)	1,376,868.18
2028	116,603.00	1,240,000.00	79,242.00	(63,539.95)	1,372,305.05
2029	79,242.00	1,290,000.00	40,374.00	(38,808.22)	1,370,807.78
2030	40,374.00	1,340,000.00		(13,098.94)	1,387,275.06
Total	2,271,547.00	12,315,000.00	2,271,547.00	(1,473,961.42)	15,384,132.58

Debt History:
Date of receipt 1-Mar-10
Amount of issue \$13,225,000.00
True Int Cost 3.580%

Paying Agent:
U.S. Bank
ABA routing # 091000022
St Paul, MN 55486-2639

BRAZORIA COUNTY, TEXAS
Series 2012 - Certificates of Obligation
Remaining Payment Schedule

FISCAL YEAR	INTEREST 1-Mar	PRINCIPAL 1-Mar	INTEREST 1-Sep	TOTAL PAYMENT
2019			509,700.00	509,700.00
2020	509,700.00	1,285,000.00	477,575.00	2,272,275.00
2021	477,575.00	1,350,000.00	443,825.00	2,271,400.00
2022	443,825.00	1,420,000.00	408,325.00	2,272,150.00
2023	408,325.00	1,495,000.00	370,950.00	2,274,275.00
2024	370,950.00	1,570,000.00	331,700.00	2,272,650.00
2025	331,700.00	1,650,000.00	290,450.00	2,272,150.00
2026	290,450.00	1,735,000.00	247,075.00	2,272,525.00
2027	247,075.00	1,825,000.00	201,450.00	2,273,525.00
2028	201,450.00	1,920,000.00	153,450.00	2,274,900.00
2029	153,450.00	2,000,000.00	118,450.00	2,271,900.00
2030	118,450.00	2,075,000.00	82,137.50	2,275,687.50
2031	82,137.50	2,145,000.00	44,600.00	2,271,737.50
2032	44,600.00	2,230,000.00		2,274,600.00
Total	3,679,687.50	22,700,000.00	3,679,687.50	30,059,375.00

Debt History:
Date of Receipt 26-Jul-12
Amount of issue \$25,115,000.00
True Int Cost 3.380%

Paying Agent:
U.S. Bank
ABA routing # 091000022
St. Paul, MN 55486-2639

BRAZORIA COUNTY, TEXAS
Series 2012 - Unlimited Tax Road Bonds
Remaining Payment Schedule

FISCAL YEAR	INTEREST 1-Mar	PRINCIPAL 1-Mar	INTEREST 1-Sep	TOTAL PAYMENT
2019	101,475.00	405,000.00	101,475.00	101,475.00
2020	95,400.00	420,000.00	95,400.00	601,875.00
2021	89,100.00	430,000.00	89,100.00	604,500.00
2022	82,650.00	445,000.00	82,650.00	601,750.00
2023	75,975.00	455,000.00	75,975.00	603,625.00
2024	69,150.00	470,000.00	69,150.00	600,125.00
2025	62,100.00	485,000.00	62,100.00	601,250.00
2026	54,825.00	500,000.00	54,825.00	601,925.00
2027	47,012.50	515,000.00	47,012.50	601,837.50
2028	38,643.75	535,000.00	38,643.75	600,656.25
2029	29,950.00	550,000.00	29,950.00	603,593.75
2030	20,668.75	570,000.00	20,668.75	600,618.75
2031	10,693.75	590,000.00	10,693.75	601,362.50
2032				600,693.75
	777,643.75	6,370,000.00	777,643.75	7,925,287.50

Debt History:
Date of Receipt 26-Jul-12
Amount of Issue \$8,575,000.00
True Int cost 3.120%

Paying Agent:
U.S. Bank
ABA routing # 091000022
St. Paul, MN 55488-2639

BRAZORIA COUNTY, TEXAS
Series 2013 - Limited Tax Notes
Remaining Payment Schedule

FISCAL YEAR	INTEREST 1-Feb	PRINCIPAL 1-Feb	INTEREST 1-Aug	TOTAL PAYMENT
2019	23,010.00	2,950,000.00	23,010.00	23,010.00
2020	23,010.00	2,960,000.00	23,010.00	2,973,010.00
				2,996,020.00

Debt History:
Date of Receipt 19-Dec-13
Amount of Issue \$9,900,000.00
True Int cost 1.560%

Paying Agent:
Wells Fargo Bank, NA
ABA routing # 121000248
Houston, TX 77062

BRAZORIA COUNTY, TEXAS
Series 2016 - Limited Tax Refunding Bonds
Remaining Payment Schedule

FISCAL YEAR	INTEREST 1-Mar	PRINCIPAL 1-Mar	INTEREST 1-Sep	TOTAL PAYMENT
2019	122,300.00		122,300.00	122,300.00
2020	122,300.00	605,000.00	113,225.00	840,525.00
2021	113,225.00	625,000.00	103,850.00	842,075.00
2022	103,850.00	905,000.00	85,750.00	1,094,600.00
2023	85,750.00	945,000.00	66,850.00	1,097,600.00
2024	66,850.00	980,000.00	47,250.00	1,094,100.00
2025	47,250.00	1,025,000.00	26,750.00	1,099,000.00
2026	26,750.00	1,070,000.00		1,096,750.00
	565,975.00	6,155,000.00	565,975.00	7,286,950.00

Debt History:
 Date of Receipt 28-Jan-16
 Amount of Issue \$8,125,000.00
 True Int cost 2.207%

Paying Agent:
 U.S. Bank
 ABA routing # 091000022
 St. Paul, MN 55486-2639

Refunding Series 2006 Certificate of Obligation

BRAZORIA COUNTY, TEXAS
Series 2016 - Unlimited Tax Refunding Bonds
Remaining Payment Schedule

FISCAL YEAR	INTEREST 1-Mar	PRINCIPAL 1-Mar	INTEREST 1-Sep	TOTAL PAYMENT
2019	140,375.00		140,375.00	140,375.00
2020	140,375.00	485,000.00	133,100.00	758,475.00
2021	133,100.00	505,000.00	125,525.00	763,625.00
2022	125,525.00	860,000.00	108,325.00	1,093,850.00
2023	108,325.00	900,000.00	90,325.00	1,098,650.00
2024	90,325.00	935,000.00	71,625.00	1,096,950.00
2025	71,625.00	975,000.00	52,125.00	1,098,750.00
2026	52,125.00	1,015,000.00	26,750.00	1,093,875.00
2027	26,750.00	1,070,000.00	0.00	1,096,750.00
	748,150.00	6,745,000.00	748,150.00	8,241,300.00

Debt History:
 Date of Receipt 28-Jan-16
 Amount of Issue \$8,425,000.00
 True Int cost 2.376%

Paying Agent:
 U.S. Bank
 ABA routing # 091000022
 St. Paul, MN 55486-2639

Refunding Series 2006 Unlimited Tax Road Bonds

BRAZORIA COUNTY
Certificates of Obligation
Series 2018
Payment Schedule

FISCAL YEAR	INTEREST 1-Mar	PRINCIPAL 1-Mar	INTEREST 1-Sep	TOTAL PAYMENT
2019			185,575.00	185,575.00
2020	185,575.00		185,575.00	371,150.00
2021	185,575.00	290,000.00	178,325.00	653,900.00
2022	178,325.00	305,000.00	170,700.00	654,025.00
2023	170,700.00	320,000.00	162,700.00	653,400.00
2024	162,700.00	335,000.00	154,325.00	652,025.00
2025	154,325.00	355,000.00	145,450.00	654,775.00
2026	145,450.00	370,000.00	136,200.00	651,650.00
2027	136,200.00	390,000.00	126,450.00	652,650.00
2028	126,450.00	410,000.00	116,200.00	652,650.00
2029	116,200.00	430,000.00	105,450.00	651,650.00
2030	105,450.00	455,000.00	94,075.00	654,525.00
2031	94,075.00	475,000.00	82,200.00	651,275.00
2032	82,200.00	500,000.00	69,700.00	651,900.00
2033	69,700.00	525,000.00	59,200.00	653,900.00
2034	59,200.00	545,000.00	48,300.00	652,500.00
2035	48,300.00	570,000.00	36,900.00	655,200.00
2036	36,900.00	590,000.00	25,100.00	652,000.00
2037	25,100.00	615,000.00	12,800.00	652,900.00
2038	12,800.00	640,000.00	0.00	652,800.00
	2,085,225.00	8,120,000.00	2,085,225.00	12,310,450.00

Debt History:
 Date of Receipt August 23, 2018
 Amount of Issue \$8,120,000.00
 Last Maturity March 01, 2038
 True Interest Cost 3.496221%

Paying Agent:
 U.S. Bank
 ABA routing # 091000022
 St. Paul, MN 55486-2639

BRAZORIA COUNTY
Unlimited Tax Refunding Bonds
Series 2018
Payment Schedule

FISCAL YEAR	INTEREST 1-Mar	PRINCIPAL 1-Mar	INTEREST 1-Sep	TOTAL PAYMENT
2019			101,750.00	101,750.00
2020	101,750.00	365,000.00	92,625.00	559,375.00
2021	92,625.00	390,000.00	82,875.00	565,500.00
2022	82,875.00	405,000.00	72,750.00	560,625.00
2023	72,750.00	425,000.00	62,125.00	559,875.00
2024	62,125.00	445,000.00	51,000.00	568,125.00
2025	51,000.00	475,000.00	39,125.00	565,125.00
2026	39,125.00	495,000.00	26,750.00	560,875.00
2027	26,750.00	520,000.00	13,750.00	560,500.00
2028	13,750.00	550,000.00		563,750.00
	542,750.00	4,070,000.00	542,750.00	5,155,500.00

Refunded Series 2008 Unlimited Tax Road Bonds

Debt History:
 Date of Receipt August 23, 2018
 Amount of Issue \$4,415,000.00
 Last Maturity March 01, 2028
 True Interest Cost 2.647974%

Paying Agent:
 U.S. Bank
 ABA routing # 091000022
 St. Paul, MN 55486-2639



CATHY CAMPBELL, CCT, CIO
BRAZORIA COUNTY TREASURER

Brazoria County Treasurer's Office Proceedings for March 2019

Activity	Count		Amount
Cash receipts issued:	169	\$	1,008,796.58
Treasurer Deposits processed:	40	\$	164,518.80
Healthcare Invoices processed:	20	\$	1,722,833.28
Retiree premium payments processed:	323	\$	44,073.02
<65 Retiree Prepaid 401h reimbursements processed:	101	\$	29,795.00
>65 Retiree Prepaid 401h reimbursements processed:	241	\$	45,125.00
Wire transfers executed:	87	\$	16,111,891.65
Toll Road Wires executed:	7	\$	194,664.44
EFT files processed:	16	\$	8,739,453.21
Accounts Payable checks printed and distributed:	1435	\$	4,480,221.28
Jury checks printed and distributed:	1488	\$	34,450.00
BCCSCD checks printed and distributed:	220	\$	99,332.38
Payroll checks printed and distributed:	59	\$	124,275.03
Payroll advices printed and distributed (est.):	700		
Stop payments issued:	16		
Positive Pay files processed:	23		
Brazo general ledger journal entries posted:	161		
Toll Road general ledger journal entries posted:	36		
Reports to State	9		
Bank Reconciliations	16		
EFT Set ups and/or changes	13		
DA Discovery payments taken-credit cards	72		
DA Discovery payments taken-checks/cash	222		

Submitted for compliance with Local Government Code Sec. 114.026 subsection (a)(3)

I certify to the best of my knowledge the above information is true and correct.

Cathy Campbell, CCT, CIO
Brazoria County Treasurer



Brazoria County General Ledger Fund Balance Activity
March 1, 2019 - March 31, 2019

General Ledger Fund balances are of the last day of the month and may not include all journal entries and adjustments for that month. Bank accounts have been reconciled or, are in the process of being reconciled to general ledger since this report was generated. Submitted for compliance with Local Government Code Sec. 114.026 subsection (c)

Fund	Cash				Investments			
	Opening GL Balance	GL Debit	GL Credit	GL Ending Balance	Opening GL Balance	GL Debit	GL Credit	GL Ending Balance
10000 - General Fund	\$6,829,805.97	\$355,908,995.39	-	\$12,856,219.90	\$130,680,302.45	\$2,652,856.83	-\$14,000,000.00	\$119,333,159.28
10100 - General Fund - Construction	-\$6,156.80	\$6,156.80	-\$4,125.00	-\$4,125.00				
10200 - Juv Prob Fees	\$108,383.24	\$5,335.66	-\$2,520.49	\$111,198.41				
10300 - Unclaimed Juvenile Restitution	\$10,509.94	\$0.00	\$0.00	\$10,509.94				
10400 - Env Health-Retail Food Permits	-\$40,447.28	\$693,737.11	-\$699,534.24	-\$46,244.41				
10500 - District Clerk Contingency	\$402,230.66	\$4,024.93	-\$1,448.59	\$404,807.00	\$261,844.71	\$537.34	\$0.00	\$262,382.05
10600 - Fire Training Field	\$34,753.55	\$43.52	-\$1,034.07	\$33,763.00				
10700 - Parks Special Events	\$14,220.83	\$16.92	-\$1,114.18	\$13,123.57				
10710 - Parks SFA Special Projects	\$2,586.37	\$198.54	-\$5.68	\$2,779.23				
10850 - CPS-Donations	\$26,389.49	\$567.26	-\$382.45	\$26,574.30				
10900 - CPS-Bikes & Bears	\$115.36	\$0.15	\$0.00	\$115.51				
20000 - Road and Bridge Non-Construct	\$19,381,166.06	\$45,638,139.64	-\$47,508,359.25	\$17,510,946.45	\$26,082,794.67	\$57,548.54	\$0.00	\$26,140,343.21
20500 - Road and Bridge Construction	\$9,217.28	\$5,475,426.44	-\$5,472,576.42	\$12,067.30				
30000 - USDA-WIC								
30100 - TDSHS Women Infants & Children	-\$127,547.63	\$3,932,185.46	-\$3,916,984.22	-\$112,346.39				
30200 - USDA-WIC Peer Counseling								
30300 - USDA-WIC Registered Diet								
30400 - USDA-WIC Lactation Reimb.								
30500 - HHS-PPCPS-CRI								
30502 - HHS-PPCPS-CRI	-\$9,349.65	\$182,961.35	-\$182,890.59	-\$9,278.89				
30600 - HHS-RLSS-LPHS	-\$4,123.99	\$77,782.78	-\$77,757.75	-\$4,098.96				
30700 - HHS-PPCPS-HAZARDS								
30701 - HHS-CPS/HCID-PHEP								
30702 - HHS-CPS/UNIQUE								
30705 - HHS-PPCPS-HAZARDS	-\$38,575.83	\$565,787.53	-\$566,454.50	-\$39,242.80				
30706 - Hurricane Public Hlth Crisis R	-\$5,956.78	\$0.00	-\$27,399.39	-\$33,356.17				
30710 - HHS-INFECTIOUS_DIS_CONTRL_UNIT	-\$8,297.14	\$203,134.29	-\$202,509.41	-\$7,672.26				
30800 - HHS-CPS-Title IV-E-FCM	-\$63,066.12	\$300,658.16	-\$293,336.47	-\$55,744.44				
30850 - HHS-CPS-Title IV-E Legal Svcs	-\$180,455.90	\$1,179,103.06	-\$1,208,373.09	-\$209,725.93				
30900 - HHS-TJPC-Title IV-E FosterCare								
31100 - DHS-Repetitive Flood Claims								
31300 - DHS-Buffer Zone Protection	\$105,618.52	\$0.00	\$0.00	\$105,618.52				
31500 - DHS-St Homeland Sec-UASI	-\$697.98	\$632.42	-\$1,486.84	-\$1,552.40				
31600 - DHS-St Homeland Security								
31610 - DHS-Homeland Sec Grant Prg								
32005 - HUD-FY05-Section 8 Housing-ADM	\$34,283.54	\$44.25	\$0.00	\$34,327.79				
32006 - HUD-FY06-Section 8 Housing-ADM	\$108,863.43	\$140.51	\$0.00	\$109,003.94				
32007 - HUD-FY07-Section 8 Housing-ADM	\$19,681.95	\$25.40	\$0.00	\$19,707.35				
32008 - HUD-FY08-Section 8 Housing-ADM	\$38,920.76	\$50.24	\$0.00	\$38,971.00				
32009 - HUD-FY09-Section 8 Housing-ADM	\$85,359.08	\$110.18	\$0.00	\$85,469.26				
32010 - HUD-FY10-Section 8 Housing-ADM	\$123,680.75	\$159.64	\$0.00	\$123,840.39				
32011 - HUD-FY11-Section 8 Housing-ADM	\$92,694.63	\$119.64	\$0.00	\$92,814.27				
32012 - HUD-FY12-Section 8 Housing-ADM	\$36,776.52	\$47.47	\$0.00	\$36,823.99				
32013 - Section8-Adm	\$499,698.59	\$1,118,942.95	-\$1,118,380.22	\$500,261.32				
32019 - HUD-2019-Section 8 Housing-ADM	\$23,226.38	\$147,272.14	-\$144,953.10	\$25,545.42				
32113 - Section 8-HAP	-\$39,781.82	\$0.00	\$0.00	-\$39,781.82				
32119 - HUD-2019-Section 8 Housing-HAP	\$46,954.29	\$633,446.50	-\$622,117.29	\$58,283.50				
32211 - HUD-CDBG-2011	\$0.00	\$34.16	-\$34.16	\$0.00				
32212 - HUD-CDBG-PY2012								
32213 - CDBG	-\$34,080.98	\$1,000,121.70	-\$977,438.98	-\$11,398.26				
32214 - HOME	-\$26,372.18	\$232,111.63	-\$215,809.34	-\$10,069.90				
32215 - ESG	-\$2,971.50	\$67,928.18	-\$65,360.11	-\$403.43				
32800 - HUD-Texas CDBG	-\$564.00	\$40,189.44	-\$40,189.44	-\$564.00				
33000 - USDOJ-CJD-Juv Incentive Block								
33200 - USDOJ-Crime Vict Assist-VOCA	-\$11,296.16	\$469,431.82	-\$466,950.00	-\$8,814.34				
33250 - USDOJ-CSCD-Victim Svcs Prg								
33251 - USDOJ-CSCD-VSP	\$0.00	\$164,516.54	-\$164,516.54	\$0.00				
33300 - USDOJ-Drug Court Program	\$29,461.50	\$557,657.87	-\$549,005.28	\$38,114.09				
33310 - USDOJ-DWI Court Program	\$11,425.46	\$194,547.64	-\$197,284.34	\$8,688.76				
33320 - USDOJ-Veterans Court Program	-\$17,705.85	\$176,394.36	-\$176,321.46	-\$17,632.95				
33330 - USDOJ-Domestic Violence Court	-\$44,795.65	\$235,344.63	-\$224,096.49	-\$33,547.51				
33500 - USDOJ-DEA-Narcotics OT Exp	\$0.03	\$0.00	-\$518.80	-\$518.77				
33600 - USDOJ-Organized Crime Drug Enf								
33900 - USDOJ-SCAAP	\$29,970.11	\$38.68	\$0.00	\$30,008.79				
34200 - DOI-Parks Boating Access								
34250 - DOI-Swan Lake Boat Ramp								
34400 - USDOT-CR 257 Repairs								
34600 - FEMA- Flood Disaster 2015								
34610 - FEMA - Flood Disaster 2016	\$240,822.60	\$0.00	\$0.00	\$240,822.60				
34615 - FEMA-Harvey 2017	-\$4,329,754.00	\$8,169.82	-\$10,627.87	-\$4,332,212.05				
34616 - FEMA-Hazard Mitigation Grant P	-\$125,792.50	\$0.00	-\$2,781.25	-\$128,573.75				

Fund	Cash				Investments			
	Opening GL Balance	GL Debit	GL Credit	GL Ending Balance	Opening GL Balance	GL Debit	GL Credit	GL Ending Balance
34700 - IMLS-Library Mobile Proj Rnd 2								
34820 - USDC-SLP Dune Walkover								
34850 - USTREAS-Restore Act Projects	-\$183,948.86	\$0.00	-\$31,297.31	-\$215,246.17				
34860 - DOI-Parks - CIAP Grant								
34880 - TXDOT-SH288 Truck Weigh Staln	-\$1,379,105.55	\$768,881.91	-\$77,235.00	-\$687,458.64				
34881 - TXDOT-CR58 PH II (CSJ304)	-\$57,571.82	\$0.00	\$0.00	-\$57,571.82				
34882 - TXDOT-CR59 (CSJ 305)	-\$188,403.09	\$0.00	-\$13,311.88	-\$201,714.97				
34890 - USDA NRCS Oyster Creek Ditch10	-\$36,400.00	\$0.00	-\$80,920.69	-\$117,320.69				
34912 - USDOT-1212ANGLE-Wildlife								
34913 - TXDOT 1312ANGLE-APRON								
34914 - TXDOT 1412ANGLE-APRON-CONSTRUC								
34915 - TXDOT-15HGANGLE-HANGAR								
35000 - TJJJ-State Aid	\$189,164.45	\$4,569,212.34	-\$4,700,625.97	\$57,750.82				
35650 - TJPC-JJAEP-Boot Camp-8/31	-\$267,095.93	\$1,870,296.49	-\$1,926,674.51	-\$323,473.95				
35800 - TJPC-JJAEP-Boot Camp-7/31								
35900 - TJJJ-Mental Health Services								
35950 - TJJJ-RDA-RegDiversioAlt-"R"	\$18,020.77	\$38,533.63	-\$50,562.57	\$5,991.83				
36100 - TCEQ-LIRAP Prg								
36400 - TCEQ-Local Initiatives Prg	\$136,024.69	\$0.00	\$0.00	\$136,024.69				
36410 - Texas Veterans Treatment Crt	\$3,891.61	\$7,033.44	-\$9,225.57	\$1,699.48				
36601 - GLO-HRCP-COL BOTTOMLANDS EDUC	-\$824.36	\$487.11	-\$597.11	-\$934.36				
36801 - TXDOT-CR 48 PROJECT								
37000 - OAG-VAG Grant	-\$6,115.50	\$281,099.42	-\$280,724.59	-\$5,740.67				
37100 - OAG-TEXAS VINE CONTR								
37200 - DFPS-CPS-Title IV-B-Concr Svc	\$40.00	\$0.00	\$0.00	\$40.00				
37300 - TDHCA-Amy Young Barrier Remova	\$0.00	\$504.10	-\$504.10	\$0.00				
37400 - TDH-Immunization	-\$47,311.17	\$796,963.28	-\$795,506.42	-\$45,854.31				
37600 - TSLAC-Family Place Lib Proj								
37800 - OAG-Regional Juv Mental Hlth S	-\$400.00	\$0.00	\$0.00	-\$400.00				
37913 - TXDOT-M312ANGLE-FY13RAMP								
37914 - TXDOT-M212ANGLE-FY14RAMP								
37916 - TXDOT-M1612ANGL-FY16RAMP								
37917 - TXDOT-FY17RAMP								
37918 - TXDOT-FY18RAMP	-\$3,850.00	\$0.00	\$0.00	-\$3,850.00				
37919 - TXDOT-FY19RAMP	-\$24,467.28	\$0.00	-\$1,200.00	-\$25,667.28				
38000 - Emergency Mgmt-Fire Code	-\$122,761.54	\$728,872.23	-\$750,034.23	-\$143,923.54				
38010 - Economic Development Tax Abate								
38100 - Vital Statistics Fee	\$36,980.55	\$5,566.50	-\$8,194.66	\$34,352.39				
38110 - Records Management-Co. Clk.	\$1,884,930.08	\$126,693.76	-\$165,517.56	\$1,846,106.28	\$938,230.26	\$1,925.50	\$0.00	\$940,155.76
38120 - Records Archive-Co Clk	\$760,346.48	\$188,221.03	-\$141,429.13	\$807,138.38				
38200 - Civ.Crim.Prob Records Mgmt	\$191,914.96	\$11,490.01	-\$5,918.75	\$197,486.22	-\$309,572.89	\$635.32	\$0.00	\$310,208.21
38210 - County Graffiti Eradication	\$2,658.68	\$3.43	\$0.00	\$2,662.11				
38220 - Cnty,District Court Technology	\$99,257.26	\$2,375.16	-\$1,610.75	\$100,021.67				
38230 - Record Preservation-Cty.DstClk	\$171,407.66	\$154,508.49	-\$154,845.08	\$171,071.07				
38300 - Child Abuse Prevention Fund	\$17,547.55	\$371.89	-\$63.57	\$17,855.87				
38310 - Family Protection Fund	\$7,724.00	\$5,201.50	-\$3,063.53	\$9,861.97				
38320 - Records Management-Dist. Clk.	\$68,488.35	\$104,535.29	-\$101,103.90	\$71,919.74				
38330 - Records Archive-District Clerk	\$78,319.88	\$48,235.69	-\$44,301.55	\$82,254.02				
38400 - JP Building Security Fund	\$65,256.54	\$54,046.87	-\$67,079.83	\$52,223.58				
38410 - Justice Court Technology Fund	\$375,828.61	\$14,072.84	-\$4,991.33	\$384,910.12				
38500 - Financial Security	\$342,405.35	\$27,608.57	-\$10,623.98	\$359,389.94				
38600 - LEOSE	\$128,568.07	\$331.00	-\$515.50	\$128,383.57				
38710 - D A Hot Check Collection	\$10,103.46	\$29,006.40	-\$28,501.20	\$10,608.66				
38720 - D A Supplemental	\$7,156.42	\$43,773.19	-\$45,130.97	\$5,798.64				
38730 - D A Forfeiture, CCP Chapter 59	\$26,284.42	\$21,716.76	-\$6,389.05	\$41,612.12				
38810 - Voter Registration-Tax Office	-\$1,118.97	\$6,611.22	-\$7,244.20	-\$1,751.95				
38820 - Special Inv,Dealer Escrow-Tax	\$49,836.59	\$1,348.68	-\$578.68	\$50,606.59	\$30,584.47	\$62.78	\$0.00	\$30,647.25
38830 - Scofflaw Fees, TTC Sect 502.01	\$957.13	\$11.25	\$0.00	\$968.38				
38910 - Election Services Contract	\$133,879.83	\$51,739.16	-\$86.51	\$185,532.48				
38920 - Elections - HAVA Equip. Rental	\$255,117.25	\$329.29	\$0.00	\$255,446.54				
39100 - Sheriff Contraband Forfeiture	\$338,688.33	\$3,439.73	-\$1,003.31	\$341,124.75				
39110 - Braz Cnty Narcotics Task Force	\$575,795.24	\$59,386.40	-\$20,458.62	\$614,723.02				
39120 - Sheriff Commissary Fund	\$404,895.30	\$851,038.24	-\$851,400.29	\$404,533.26				
39130 - Sheriff-Federal Forfeiture	\$120,705.69	\$155.75	-\$37.64	\$120,823.80				
39200 - Juvenile Case Manager Fund	\$8,461.67	\$181.34	-\$69.36	\$8,573.65				
39210 - CSCD-Bond Supervision	\$38,697.11	\$93,839.61	-\$95,011.26	\$37,525.46				
39300 - Reliant Energy CARE Program	\$25,330.78	\$0.00	-\$2,425.82	\$22,904.96				
39310 - UnitedWay-Emergency Assistance	\$1,745.84	\$2.25	\$0.00	\$1,748.09				
39390 - SETH-SE TX Housing Fin. Corp.	\$258.37	\$0.33	\$0.00	\$258.70				
39400 - Book Sale	\$9,443.42	\$12.19	\$0.00	\$9,455.61				
39410 - Library-Special Projects	\$222,213.69	\$2,745.96	-\$132.71	\$224,826.94				
39500 - SEP-Wastewater-EnvHlth-TCEQ	-\$15,926.78	\$0.00	\$0.00	-\$15,926.78				
39600 - SEP-Parks-TCEQ	\$11,844.00	\$0.00	\$0.00	\$11,844.00				
39610 - Parks Improvements								
39620 - Shoreline Rest. Task Force	\$41,830.25	\$53.99	\$0.00	\$41,884.24				
39630 - 2006 GoM Energy Security Act	\$652,450.25	\$834.87	-\$4,102.00	\$649,183.12				
39700 - Lateral Road Fund								
39710 - Road & Bridge, Ch 152, Tx Code	\$291.40	\$0.00	\$0.00	\$291.40				
39720 - Special Projects	\$7,402.50	\$0.00	\$0.00	\$7,402.50				
39764 - Riverside Est Spcl Assmt	\$38,695.24	\$1,428.33	\$0.00	\$40,123.57				
39765 - Briar Meadows AmyLn Ross Rd SA								
39800 - Law Library	\$53,547.76	\$348,281.58	-\$353,772.54	\$48,056.80	\$212,830.87	\$436.79	\$0.00	\$213,267.66
39900 - Mosquito Control District	\$310,712.83	\$4,230,094.33	-\$4,313,855.07	\$26,952.09	\$1,167,354.29	\$2,395.75	\$0.00	\$1,169,750.04
40000 - 2012 Gen Oblig Rfd (2003 CO)	\$30,645.08	\$692.40	-\$4,806.82	\$26,530.66				
41000 - 2016 Limited Tax Rfd (2006 CO)	\$473,891.77	\$46,581.08	\$0.00	\$520,472.85	\$476,785.58	\$978.48	\$0.00	\$477,764.06

Fund	Cash				Investments			
	Opening GL Balance	GL Debit	GL Credit	GL Ending Balance	Opening GL Balance	GL Debit	GL Credit	GL Ending Balance
42000 - 2012 Cert of Oblig-I,S	\$239,567.13	\$95,991.25	\$0.00	\$335,558.38				
42100 - 2018 Cert of Oblig-I,S	\$134,063.71	\$15,395.96	-\$26.49	\$149,433.18				
43000 - Tax Notes, Series 2013 I&S	-\$264,167.66	\$121,623.75	-\$184.05	-\$142,727.96				
44000 - Toll Road-SH288-I&S	\$6,556,203.56	\$287,857.22	-\$194,664.44	\$6,649,396.34				
45000 - Road Bonds-Mobility-I,S	\$485,101.14	\$54,252.65	-\$1,855.36	\$537,498.43	\$1,352,742.38	\$2,776.20	\$0.00	\$1,355,518.58
45100 - Mobility-BuildAmerica-I,S	-\$1,154,590.73	\$0.00	\$0.00	-\$1,154,590.73				
46000 - Sheriff, Det Complex-I,S	\$1.41	\$0.00	\$0.00	\$1.41				
51000 - 2006 Certificate of Obligation								
52000 - 2012 Cert of Oblig,C,M	-\$87,438.32	\$0.00	-\$112.86	-\$87,551.18	\$556,591.22	\$1,235.72	\$0.00	\$557,826.94
52100 - 2018 Cert of Oblig,C,M	-\$50,705.42	\$0.00	-\$65.45	-\$50,770.87	\$7,988,809.46	\$16,395.21	\$0.00	\$8,005,204.67
53000 - Tax Notes, Series 2013 C&M								
54000 - Toll Road-SH288-C & M	\$1,476,879.68	\$5,002,229.55	-\$2,669,685.57	\$3,809,423.66	\$39,744,275.46	\$82,215.07	-\$5,000,000.00	\$34,826,490.53
55000 - Mobility Plan	\$606,823.65	\$783.24	\$0.00	\$607,606.89				
55100 - Mobility-BuildAmericaBonds								
57000 - Hwy 6 ROW Acquisition-C,M	\$109.44	\$0.00	\$0.00	\$109.44				
57200 - Ring of Honor	\$49,289.82	\$395.05	\$0.00	\$49,684.87				
60500 - Airport Operating	-\$546,206.60	\$3,719,299.56	-\$3,912,136.25	-\$739,043.29				
61000 - BCTRA C&M SH288	\$33,646.83	\$38.66	-\$24,505.00	\$9,180.49				
61100 - Braz Cnty Toll Rd-Preliminary	-\$479,100.94	\$0.00	-\$80,540.34	-\$559,641.28				
64000 - BCTRA FM518 PEDC-SH288	\$2,523,303.48	\$102,074.35	\$0.00	\$2,625,377.83				
64100 - BCTRA Contributions-SH288	\$40,736.24	\$46.80	\$0.00	\$40,783.04	\$15,400,482.71	\$32,816.88	\$0.00	\$15,433,299.59
64200 - BCTRA FM518 TXDOT-SH288	-\$517,097.43	\$517,040.15	-\$483,650.58	-\$483,707.86				
71000 - Health Care Benefits	\$1,885,914.30	\$1,660,876.14	-\$1,720,680.82	\$1,826,109.62				
72000 - Employee Health Clinic	-\$4,396.94	\$44,829.08	-\$75,156.30	-\$34,724.16				
73000 - Insurance Reserve	\$421,430.15	\$522.86	-\$16,344.22	\$405,608.79	\$877,994.07	\$1,801.91	\$0.00	\$879,795.98
81000 - B Cnty Groundwatr Conserv Dist	\$1,527,547.35	\$773,073.52	-\$762,356.58	\$1,538,264.29				
81010 - BC Industrial Development Corp	\$2,530.70	\$101,234.10	-\$101,230.00	\$2,534.80				
81100 - Braz Cnty Toll Road Authority								
81200 - BrazCntyFreshwaterSupplyDist2								
81500 - CSCD-Sub Abuse-Outpatient-DP	\$34,233.88	\$622,329.30	-\$586,545.03	\$70,018.15				
81600 - CSCD-TAIP Treatment Alter.	\$16,721.08	\$30,394.00	-\$17,115.00	\$30,000.08				
81700 - CSCD-Mental Health Caseloads	-\$7,337.66	\$494,453.55	-\$479,287.13	\$7,828.76				
81800 - CSCD-Supervision Program	\$1,218,215.43	\$11,435,760.85	-\$11,129,025.98	\$1,524,950.30				
81850 - CSCD-Evidence Based Assesment								
81900 - CSCD-Comm Corr-Op Hab Caseload	\$16,766.91	\$722,720.70	-\$687,835.85	\$51,651.76				
82000 - CSCD-Comm Corr-Life								
82100 - CSCD-Comm Corr-Sex Offender	\$15,134.29	\$625,556.15	-\$591,051.96	\$49,638.48				
82200 - CSCD-Comm Corr-Substance Abuse	\$15,509.31	\$643,570.68	-\$609,251.45	\$49,828.54				
82300 - CSCD-Operation Habilitation DP	\$933.17	\$278,722.35	-\$267,917.39	\$11,738.13				
82400 - CSCD-New Caseload Reduction-DP								
88000 - Trust & Agency								
88200 - Brazos Mall								
88300 - SH288 @ CR 56 Overpass								
89000 - Historical Commission	\$1,447.29	\$1.87	\$0.00	\$1,449.16	\$14,096.45	\$28.92	\$0.00	\$14,125.37

**BRAZORIA COUNTY
PORTFOLIO REPORT
March 2019**

Current Date: 3/31/2019

Fund	Description	Type	CUSIP	Coupon	Settle Date	Maturity Date	Next Call Date	Par Value	Purch Price	Purch Cost	Book Value	Mkt Price	Mkt Value	Days to Mat	YTM	Interest Earned
10000	FNMA	Agency	3136G3RM9	1.400	06/21/16	06/21/19	Bullet	2,000,000.00	100.000	2,000,000.00	2,000,000.00	0.9975	1,995,000.00	82	1.400	
10000	FNMA	Agency	3135G0N25	1.250	07/26/16	07/26/19	04/26/19	2,000,000.00	100.000	2,000,000.00	2,000,000.00	0.9960	1,992,000.00	117	1.250	
10000	FHLB	Agency	3130A8RQ8	1.200	07/26/16	07/26/19	Continual	2,000,000.00	100.000	2,000,000.00	2,000,000.00	0.9957	1,991,400.00	117	1.200	
10000	FHLB	Agency	3130A9NJ6	1.200	10/11/16	10/11/19	Continual	2,000,000.00	100.000	2,000,000.00	2,000,000.00	0.9929	1,985,800.00	194	1.200	
10000	FHLB	Agency	3134GAYY4	1.500	12/30/16	12/30/19	06/30/19	2,000,000.00	100.000	2,000,000.00	2,000,000.00	0.9907	1,981,480.00	274	1.500	
10000	FFCB	Agency	3133EG3E3	1.720	01/06/17	01/06/20	Continual	2,000,000.00	100.000	2,000,000.00	2,000,000.00	0.9940	1,988,000.00	281	1.720	
10000	FHLMC	Agency	3134GBZE5	1.850	07/24/17	07/24/20	04/24/19	2,000,000.00	100.000	2,000,000.00	2,000,000.00	0.9923	1,984,600.00	481	1.850	
MATURED:																
10000	FNMA	Agency	3136G3BR5	1.300	03/22/16	03/22/19	03/22/19	2,000,000.00	100.000	2,000,000.00						13,000.00
10000	FHLB	Agency	3130ADRY0	2.000	03/05/18	03/05/19	Bullet	2,000,000.00	100.000	2,000,000.00						20,000.00
997	TexPool	LGIP		2.416				82,494,324.61	100.000	82,494,324.61	82,494,324.61	100.00	82,494,324.61	1	2.416	179,654.90
998	Texas Class	LGIP		2.610				63,398,384.45	100.000	63,398,384.45	63,398,384.45	100.00	63,398,384.45	1	2.610	140,442.79
999	Depository	Cash		1.490				46,902,510.22	100.000	46,902,510.22	46,902,510.22	100.00	46,902,510.22	1	1.490	54,757.15
											210,795,219.28	206,713,499.28	16	2.200	407,854.84	

This report is presented in accordance with the Texas Government Code Title 10 Section 2256.023 and complies with the Investment Strategy of Brazoria County's Investment Policy and I certify that to the best of my knowledge the above is true and correct.

Cathy Campbell

Cathy Campbell, CTO, CIO
Brazoria County Treasurer

BRAZORIA COUNTY
Investment Data Summary
March 2019

Type Breakdown:	Book Value	Percent	Wtd Avg Mat	Wtd Avg Yield
LGIP	145,892,709.06	70.55%	1	2.501
Agency	14,000,000.00	6.77%	221	1.446
Cash	46,902,510.22	22.68%	1	1.490
	206,795,219.28	100.00%	16	2.200

Issuer Breakdown:	Book Value	Percent	Wtd Avg Mat	Wtd Avg Yield
FNMA	4,000,000.00	1.93%	100	1.325
FHLB	6,000,000.00	2.90%	195	1.300
FHLMC	2,000,000.00	0.97%	481	1.850
-	-			
FFCB	2,000,000.00	0.97%	281	1.720
-	-			
TexPool	82,494,324.61	39.89%	1	2.416
Texas Class	63,398,384.45	30.66%	1	2.610
Depository	46,902,510.22	22.68%	1	1.490
	206,795,219.28	100.00%	16	2.200

Fund Breakdown:	Book Value	Percent	Wtd Avg Mat	Wtd Avg Yield
10000	14,000,000.00	6.77%	221	1.446
20500	-			
997	82,494,324.61	39.89%	1	2.416
998	63,398,384.45	30.66%	1	2.610
999	46,902,510.22	22.68%	1	1.490
	206,795,219.28	100.00%	16	2.200

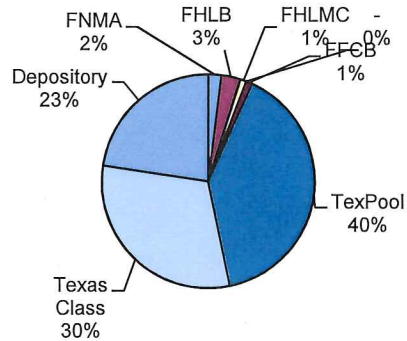
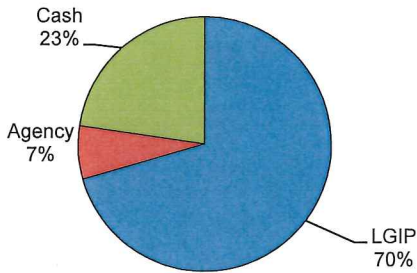
Maturity Breakdown:	Book Value	Percent
Less Than 90 Days	192,795,219.28	93.23%
90 to 180 Days	6,000,000.00	2.90%
181 to 365 Days	6,000,000.00	2.90%
More Than 365 Days	2,000,000.00	0.97%
	206,795,219.28	100.00%

BRAZORIA COUNTY
Investment Summary Report
For the Period Ending 03/31/2019

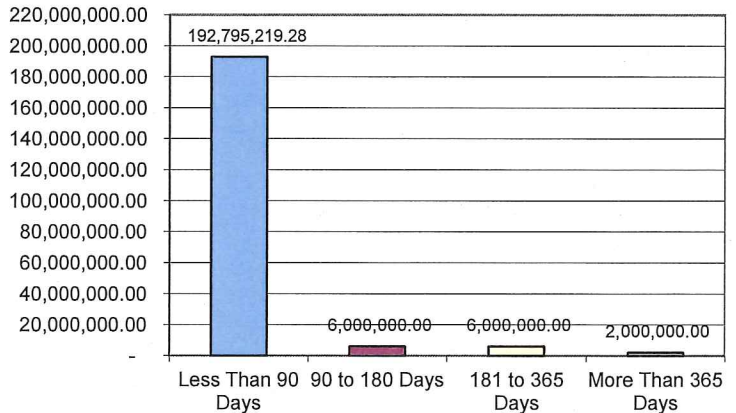

Total Portfolio Summary			
	Current Month 03/31/19	Prior Month 2/28/2018	Change From Prior
Book Value	206,795,219.28	210,903,073.97	(4,107,854.69)
Market Value	206,713,499.28	210,802,113.97	(4,088,614.69)
Market Value%	99.96%	99.95%	0.01%
Weighted Average Maturity - Days	16 days	18 days	(2)
Weighted Average Yield	2.200%	2.23%	-0.03%

Portfolio Composition by Fund			
Fund Name	3/31/2019 Book Value	Wtd Avg Yield	Wtd Avg Maturity
10000	14,000,000.00	1.446%	221
20500	-		0
997	82,494,324.61	2.416%	1
998	63,398,384.45	2.610%	1
999	46,902,510.22	1.490%	1
TOTALS:	206,795,219.28	2.200%	16 days

Portfolio Composition by Security Type	Portfolio Composition by Issuer
--	---------------------------------



Maturity Distribution



Monthly Interest Earned for Fiscal Year 2019

	Oct	Nov	Dec	1st Qtr	Jan	Feb	Mar	2nd Qtr	April	May	June	3rd Qtr	July	August	Sept	4th Qtr	Ann Earned
BANK	54,911.28	66,265.07	61,611.90	182,788.25	52,828.98	46,287.72	54,757.15	153,873.85				0.00				0.00	336,662.10
TEXPOOL	70,248.42	72,618.64	116,986.71	259,853.77	152,127.20	168,118.10	179,654.90	499,900.20				0.00				0.00	759,753.97
Texas Class	104,923.52	105,311.97	112,646.33	322,881.82	118,278.83	123,349.51	140,442.79	382,071.13				0.00				0.00	704,952.95
Agencies	33,100.00	0.00	29,000.00	62,100.00	60,200.00	0.00	33,000.00	93,200.00				0.00				0.00	155,300.00
Total Per Mo.	263,183.22	244,195.68	320,244.94	827,623.84	383,435.01	337,755.33	407,854.84	1,129,045.18	0.00	0.00	0.00	0.00	0.00	0.00	0.00	0.00	1,956,669.02


I certify that to the best of my knowledge the above is true and correct.

Cathy Campbell

Cathy Campbell, CCT, CIO
Brazoria County Treasurer



Monthly Newsletter: April 2019



Participant Services
1001 Texas Ave. 14th Floor
Houston, TX 77002

PRSRST STD
U.S. POSTAGE
PAID
AUSTIN, TX
PERMIT NO. 1264

CIVIL

ANNOUNCEMENTS

We welcome the following entities who joined TexPool in March 2019:

- Trinity Bean, Preparatory Inc
- Gulberg Redevelopment Authority
- Wilmington ISD
- City of Jones
- City of Jones Improvement District
- City of Jones
- Less Creek Limited District
- Red Oak Economic Development Corporation
- Graham ISD/US Bank N/A Finance
- Texas Transportation Commission/AUS Bank
- N.A.Thruace
- City of China Grove
- City of Lorenzo
- Paris Junior College
- International Leadership of Texas
- Harris County MUD 179
- Harris County MUD 175
- Harris County MUD 422

TexPool Prime

- Trinity Bean, Preparatory Inc
- City of Lorenzo
- Lake Dallas ISD
- Paris Junior College

Upcoming Events

- Apr 14, 2019 - Apr 16, 2019, Renaissance Austin Hotel, Austin
- GFOAT Spring Conference
- Apr 15, 2019 - Apr 18, 2019, Sheraton Austin Hotel at the Capitol, Austin
- 47th Annual County Treasurers Continuing Education Seminar
- May 07, 2019 - May 10, 2019, Renaissance Austin Hotel, Austin
- TACA 2019 Institute

TexPool Advisory Board Members

- David Covino
- Jerry Dale
- Patrick Keibock
- David Ledford
- Belinda Weaver
- Sharon Matthews
- Deborah Landermark
- Vivian Wood
- Oversen by the State of Texas Comptroller of Public Accounts Glenn Hegar.
- Operated under the supervision of the Texas Treasury Safeguarding Trust Company

TexPool Participant Services
1001 Texas Avenue, Suite 1400 • Houston, TX 77002
Phone: 1-866-TEXPOOL (839-7665) • Fax: 1-866-839-3291 • TexPool.com

Economic and Market Commentary: Reset and assess

April 1, 2019

The Fed essentially used its March Federal Open Market Committee (FOMC) meeting to reboot its message after its dramatic policy shift over the last two quarters in viewpoint, actions and projections. The connection between it and the markets had not been clear enough. Yes, investors seem appreciative of policymakers' sensitivity to real-time economic developments rather than stubbornly sticking to academic theory, but the change from projecting three rate hikes in 2019 to maybe none—we still think one—over a time period of about two quarters has been a lot for all to process.

The good news is that the maneuvering has been based on data, and presumably the FOMC will not stray from that approach. (Just because the Fed says it is data-dependent doesn't mean all its decisions line up with economic numbers—trends are hard to follow in the moment.) While it would need strong, repeated communication to set up a hike in the next six months, Chair Jerome Powell has positioned the Fed to credibly act in either direction. It could feasibly dial back stimulus or push it forward.

But not hiking rates does not mean a pause in policy, and we are not just talking about the Fed announcing it will stop trimming its balance sheet holdings by fall (quantitative tapering continues with \$50 billion rolled off in March and April). Forgoing a rate hike amid the ongoing massive fiscal policy stimulus is a form of easing. It could come back to

(continued page 6)

	TexPool	TexPool Prime
Current Invested Balance	\$22,993,704,344.14	\$7,125,800,295.43
Weighted Average Maturity**	27	39
Weighted Average Life**	89	66
Net Asset Value	0.99996	1.00000
Total Number of Participants	2547	376
Management Fee on Invested Balance	0.0473%	0.0038%
Interest Distributed	\$48,207,172.35	\$15,857,525.12
Management Fee Collected	\$875,383.80	\$388,655.17
Standard & Poor's Current Rating	AAAm	AAAm
Month Averages		
Average Invested Balance	\$23,505,157,775.42	\$7,212,305,711.32
Average Monthly Rate*	2.42%	2.59%
Average Weighted Average Maturity**	26	32
Average Weighted Average Life**	82	59


*This average monthly rate for TexPool Prime, for each date may reflect a number of some portion or all of each of the management fees.
**See page 2 for definitions.
†Our performance is no guarantee of future results.

Managed and Serviced by **Federated**
G35884-24 (4/19)

bite policymakers at some point if they feel the economy needs more accommodation and they don't have much room to cut rates.

This is why we think the Fed is likely to hike at least once more in this cycle, and why we think the market is too focused on the FOMC statement's dramatically lower fed funds rate, inflation and GDP projections and is expecting too low of a path. The forward markets are pricing in a chance of rate cuts in 2020. We think the U.S. economy is not out of steam just yet. Despite a negative infection in the yield curve, there isn't evidence of an imminent recession. One thing to consider: if the last 6-month period held so much drama, so could the next.

Over the month-of-March, 1-,3- and 6-month London interbank offered rates (Libor) slipped, ending at 2.50%, 2.59% and 2.64, respectively. The weighted average maturity (WAM) of TexPool in March was 26 days, lower than that of TexPool Prime which was 32 days.

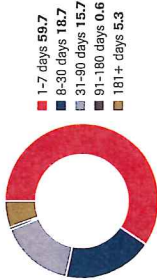


90-Day Treasury Bill is a short-term debt instrument backed by the national government. These are used to collect immediate cash to meet outstanding obligations.
Any private investor can invest in a Treasury bill. The 90-Day Treasury Bill is a weighted average rate of the weekly auctions of 90-Day Treasury bills.
Past performance is no guarantee of future results.



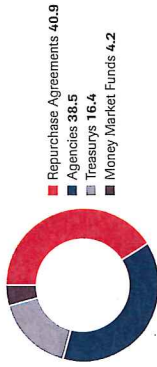
Portfolio by Maturity (%)

As of March 31, 2019



Portfolio by Type of Investment (%)

As of March 31, 2019



Portfolio Asset Summary as of March 31, 2019

	Book Value	Market Value
Uninvested Balance	1,257,039.04	1,257,039.04
Receivable for Investments Sold	0.00	0.00
Accrual of Interest Income	33,380,936.21	33,380,936.21
Interest and Management Fees Payable	-48,207,971.14	-48,207,971.14
Payable for Investments Purchased	0.00	0.00
Accrued Expenses & Taxes	-83,457.21	-83,457.21
Repurchase Agreements	9,408,575,000.00	9,408,575,000.00
Mutual Fund Investments	955,074,000.00	955,074,000.00
Government Securities	8,865,257,094.08	8,864,510,060.19
U.S. Treasury Inflation Protected Securities	1,258,180,489.98	1,258,180,489.98
US Treasury Bills	1,236,841,126.22	1,236,866,366.67
US Treasury Notes	1,283,314,312.10	1,283,314,312.10
Total	\$22,992,704,344.14	\$22,992,866,755.84

Market value of collateral supporting the Repurchase Agreements is at least 102% of the Book Value. The portfolio is managed by Federated Investment Consulting and the assets are safe kept in a separate custodial account at State Street Bank in the name of TexPool. The only source of payment to the Participants is the assets of TexPool. There is no secondary source of payment for the pool such as insurance or State guarantee. Should you require a copy of the portfolio please contact TexPool Participant Services.

Participant Summary

	Number of Participants	Balance
School District	595	\$8,014,886,442.97
Higher Education	59	\$1,048,005,804.99
Healthcare	84	\$1,085,454,838.24
Utility District	807	\$2,947,257,944.84
City	470	\$5,139,282,305.65
County	186	\$2,852,916,708.33
Other	346	\$2,225,828,163.14

**Definition of Weighted Average Maturity and Weighted Average Life

WAM is the mean average of the periods of time remaining until the securities held in TexPool (a) would be repaid upon a demand by TexPool, or (b) are scheduled to be repaid or (c) are scheduled to have their interest rate redrafted to reflect current market rates. Securities with adjustable rates payable upon demand are treated as if they were scheduled to be repaid on the date of the last date of the interest rate redraft. The mean is weighted based on the percentage of the amortized cost of the portfolio invested in each period.

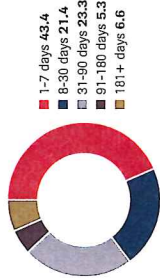
WAL is calculated in the same manner as WAM, but is based solely on the periods of time remaining until the securities held in TexPool (a) are scheduled to be repaid or (b) would be repaid upon a demand by TexPool, without reference to when interest rates of securities within TexPool are scheduled to be redrafted.

Daily Summary

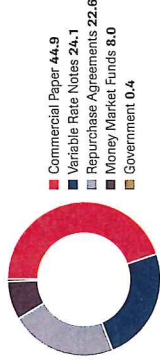
Date	Money Mkts. Fndd Equty (SEC-STD)	Dividend Factor	TexPool Invested Balance	NAV	WAM Days	WAL Days
3/1	2.4010%	0.000065781	\$23,857,223,831.36	0.99995	25	78
3/2	2.4010%	0.000065781	\$23,857,223,831.36	0.99995	25	78
3/3	2.4010%	0.000065781	\$23,857,223,831.36	0.99995	25	78
3/4	2.3896%	0.000064921	\$23,739,522,760.70	0.99995	25	76
3/5	2.3883%	0.000065434	\$23,712,191,646.89	0.99995	25	80
3/6	2.3870%	0.000065386	\$23,786,884,712.01	0.99995	25	81
3/7	2.3942%	0.000065594	\$23,704,511,148.06	0.99995	25	81
3/8	2.3825%	0.000065548	\$23,738,879,747.65	0.99995	25	82
3/9	2.3925%	0.000065548	\$23,738,879,747.65	0.99995	25	82
3/10	2.3925%	0.000065548	\$23,738,879,747.65	0.99995	25	82
3/11	2.3954%	0.000065627	\$23,757,748,359.91	0.99995	23	79
3/12	2.3929%	0.000065558	\$23,735,343,610.72	0.99995	25	80
3/13	2.4029%	0.000065833	\$23,705,098,703.62	0.99995	26	81
3/14	2.4057%	0.000065909	\$23,644,800,903.19	0.99995	26	81
3/15	2.4205%	0.000066317	\$23,625,293,871.52	0.99995	26	82
3/16	2.4206%	0.000066317	\$23,625,293,871.52	0.99995	26	82
3/17	2.4206%	0.000066317	\$23,625,293,871.52	0.99995	26	82
3/18	2.4088%	0.000066023	\$23,667,905,877.41	0.99995	25	81
3/19	2.4111%	0.000066057	\$23,547,855,092.07	0.99995	26	81
3/20	2.4349%	0.000066710	\$23,470,162,501.18	0.99995	27	82
3/21	2.4312%	0.000066007	\$23,405,177,065.04	0.99994	27	83
3/22	2.4124%	0.000066094	\$23,284,355,104.70	0.99994	28	83
3/23	2.4124%	0.000066094	\$23,284,355,104.70	0.99994	28	83
3/24	2.4124%	0.000066094	\$23,284,355,104.70	0.99994	28	83
3/25	2.4005%	0.000065757	\$23,286,201,160.99	0.99994	27	82
3/26	2.4189%	0.000066272	\$23,174,978,748.75	0.99994	27	82
3/27	2.4301%	0.000065777	\$23,006,633,953.89	0.99996	27	88
3/28	2.4483%	0.000067076	\$22,834,484,089.48	0.99996	27	88
3/29	2.5026%	0.000065655	\$22,993,704,344.14	0.99996	27	89
3/30	2.5026%	0.000065655	\$22,993,704,344.14	0.99996	27	89
3/31	2.5026%	0.000065655	\$22,993,704,344.14	0.99996	27	89
Average:	2.4164%	0.000066202	\$23,505,157,775.42	.99995	26	82

TexPOOL PRIME

Portfolio by Maturity (%)
As of March 31, 2019



Portfolio by Type of Investment (%)
As of March 31, 2019



Portfolio Asset Summary as of March 31, 2019

	Book Value	Market Value
Uninvested Balance	\$962.10	
Receivable for Investments Sold	0.00	0.00
Accrual of Interest Income	4,902,428.34	4,902,428.34
Interest and Management Fees Payable	-15,867,538.33	-15,867,538.33
Payable for Investments Purchased	0.00	0.00
Accrued Expenses & Taxes	-34,244.34	-34,244.34
Repurchase Agreements	1,611,425,000.00	1,611,425,000.00
Commercial Paper	3,205,621,430.16	3,205,621,430.16
Bank Instruments	0.00	0.00
Mutual Fund Investments	572,127,347.50	572,052,003.75
Government Securities	24,986,638.66	24,986,791.75
Variable Rate Notes	1,722,440,195.34	1,723,089,430.00
Total	\$7,125,800,295.43	\$7,125,791,259.07

Market value of collateral supporting the Repurchase Agreements is at least 102% of the Book Value. The portfolio is managed by Federated Investment Consulting and the assets are safe kept in a separate custodial account at State Street Bank in the name of TexPool Prime. The assets of TexPool Prime are the only source of payments to the Participants. There is no secondary source of payment for the pool such as insurance or State guarantee. Should you require a copy of the portfolio, please contact TexPool Participant Service.

Participant Summary

	Number of Participants	Balance
School District	121	\$3,066,933,384.07
Higher Education	18	\$759,164,642.44
Healthcare	16	\$427,995,354.76
Utility District	35	\$350,290,883.93
City	76	\$850,055,406.90
County	39	\$946,501,645.13
Other	71	\$924,819,690.40


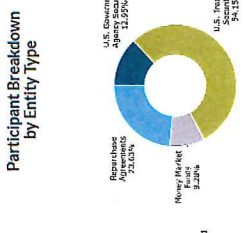
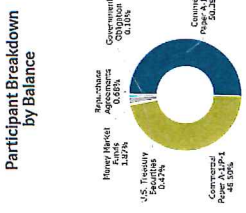
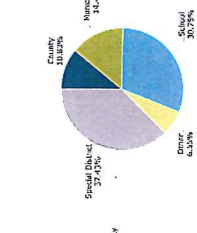
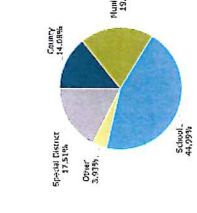
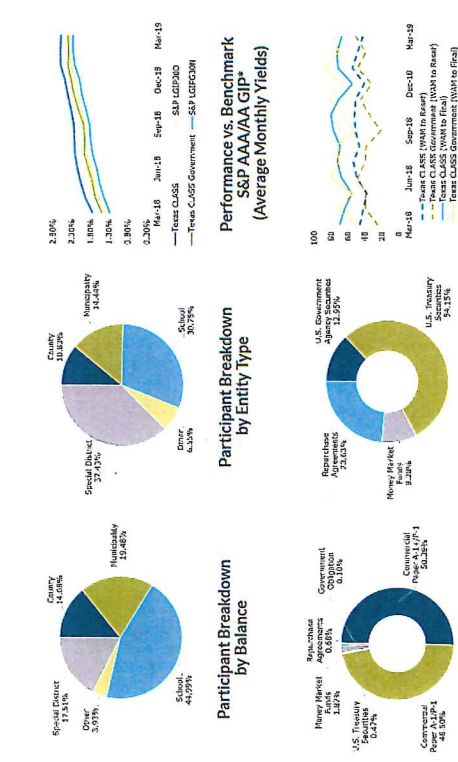
TexPOOL PRIME

Daily Summary

Date	Money Mkt. Fund Equiv. (SEC Stgd)	Dividend Factor	TexPool Prime Invested Balance	NAV	WAM Days	WAL Days
3/1	2.5653%	0.000070830	\$7,146,016,635.20	1.00006	24	49
3/2	2.5653%	0.000070830	\$7,146,016,635.20	1.00006	24	49
3/3	2.5653%	0.000070830	\$7,146,016,635.20	1.00006	24	49
3/4	2.5674%	0.000070341	\$7,159,999,633.08	1.00012	25	50
3/5	2.5631%	0.000070769	\$7,165,214,437.04	1.00012	27	52
3/6	2.5637%	0.000070766	\$7,163,420,887.81	1.00013	27	50
3/7	2.5638%	0.000070769	\$7,231,305,659.66	1.00012	28	51
3/8	2.5754%	0.000070559	\$7,314,647,362.48	1.00005	29	51
3/9	2.5754%	0.000070559	\$7,314,647,362.48	1.00005	29	51
3/10	2.5754%	0.000070559	\$7,314,647,362.48	1.00005	29	51
3/11	2.5607%	0.000070921	\$7,328,759,904.30	1.00011	31	52
3/12	2.5770%	0.000070602	\$7,334,216,082.11	1.00011	30	52
3/13	2.5669%	0.000070921	\$7,262,393,655.46	1.00010	30	57
3/14	2.5622%	0.000070108	\$7,271,311,770.73	1.00010	31	59
3/15	2.5025%	0.000071300	\$7,285,949,058.84	1.00003	32	61
3/16	2.5025%	0.000071300	\$7,285,949,058.84	1.00003	32	61
3/17	2.5025%	0.000070867	\$7,296,519,479.28	1.00010	31	59
3/18	2.5669%	0.000070867	\$7,296,519,479.28	1.00010	31	59
3/19	2.5850%	0.000070622	\$7,313,357,422.85	1.00010	35	62
3/20	2.5039%	0.000071340	\$7,249,153,289.67	1.00010	36	63
3/21	2.5881%	0.000071180	\$7,156,362,623.61	1.00010	35	63
3/22	2.5893%	0.000070941	\$7,111,495,647.51	1.00003	37	64
3/23	2.5893%	0.000070941	\$7,111,495,647.51	1.00003	37	64
3/24	2.5893%	0.000070941	\$7,111,495,647.51	1.00003	37	64
3/25	2.5771%	0.000070606	\$7,176,942,095.24	1.00009	35	62
3/26	2.5789%	0.000070652	\$7,182,510,757.17	1.00007	37	64
3/27	2.5801%	0.000070669	\$7,186,841,078.17	1.00006	38	64
3/28	2.5904%	0.000070971	\$7,152,200,665.50	1.00006	38	65
3/29	2.6323%	0.000072117	\$7,125,800,295.43	1.00000	39	66
3/30	2.6323%	0.000072117	\$7,125,800,295.43	1.00000	39	66
3/31	2.6323%	0.000072117	\$7,125,800,295.43	1.00000	39	66
Average:	2.5907%	0.000070977	\$7,212,305,711.32	1.00007	32	58

Texas CLASS Portfolio Characteristics

The following information is provided in accordance with Texas State Statute 2256.0016. As of March 31, 2019:



Texas CLASS Prior Month Comparison

Month End	Average Yield	Month Ending Assets	Shares Balance	Market Value	Amortized Cost	WAM (Reser)	WAM (Final)
Jan-19	2.423%	\$9,955,807,842	\$9,984,257,747	\$10,054,242,439	\$10,054,242,439	1.00	56
Feb-19	2.433%	\$10,650,299,542	\$10,630,870,359	\$10,674,392,079	\$10,674,392,079	1.00	50
Mar-19	2.415%	\$10,551,132,435	\$10,383,605,671	\$10,379,622,812	\$10,351,319,049	1.00	44

Texas CLASS Government Portfolio Breakdown

Month End	Average Yield	Month Ending Assets	Shares Balance	Market Value	Amortized Cost	WAM (Reser)	WAM (Final)
Jan-19	2.423%	\$4,955,143,133	\$4,955,143,133	\$5,005,254,560	\$5,005,254,560	1.00	50
Feb-19	2.415%	\$5,005,143,133	\$5,005,143,133	\$5,035,138,778	\$5,035,138,778	1.00	40
Mar-19	2.403%	\$5,005,143,133	\$5,005,143,133	\$5,035,138,778	\$5,035,138,778	1.00	52

Texas CLASS Government Portfolio Breakdown

Month End	Average Yield	Month Ending Assets	Shares Balance	Market Value	Amortized Cost	WAM (Reser)	WAM (Final)
Jan-19	2.423%	\$4,955,143,133	\$4,955,143,133	\$5,005,254,560	\$5,005,254,560	1.00	50
Feb-19	2.415%	\$5,005,143,133	\$5,005,143,133	\$5,035,138,778	\$5,035,138,778	1.00	40
Mar-19	2.403%	\$5,005,143,133	\$5,005,143,133	\$5,035,138,778	\$5,035,138,778	1.00	52

Texas CLASS Government Prior Month Comparison

Month End	Average Yield	Month Ending Assets	Shares Balance	Market Value	Amortized Cost	WAM (Reser)	WAM (Final)
Jan-19	2.423%	\$4,955,143,133	\$4,955,143,133	\$5,005,254,560	\$5,005,254,560	1.00	50
Feb-19	2.415%	\$5,005,143,133	\$5,005,143,133	\$5,035,138,778	\$5,035,138,778	1.00	40
Mar-19	2.403%	\$5,005,143,133	\$5,005,143,133	\$5,035,138,778	\$5,035,138,778	1.00	52

Texas CLASS Government Prior Month Comparison

Month End	Average Yield	Month Ending Assets	Shares Balance	Market Value	Amortized Cost	WAM (Reser)	WAM (Final)
Jan-19	2.423%	\$4,955,143,133	\$4,955,143,133	\$5,005,254,560	\$5,005,254,560	1.00	50
Feb-19	2.415%	\$5,005,143,133	\$5,005,143,133	\$5,035,138,778	\$5,035,138,778	1.00	40
Mar-19	2.403%	\$5,005,143,133	\$5,005,143,133	\$5,035,138,778	\$5,035,138,778	1.00	52

Texas CLASS Government Prior Month Comparison

Month End	Average Yield	Month Ending Assets	Shares Balance	Market Value	Amortized Cost	WAM (Reser)	WAM (Final)
Jan-19	2.423%	\$4,955,143,133	\$4,955,143,133	\$5,005,254,560	\$5,005,254,560	1.00	50
Feb-19	2.415%	\$5,005,143,133	\$5,005,143,133	\$5,035,138,778	\$5,035,138,778	1.00	40
Mar-19	2.403%	\$5,005,143,133	\$5,005,143,133	\$5,035,138,778	\$5,035,138,778	1.00	52

For the month of March 2019, the Program Administrator accrued fees of \$679,856.24 and had average shares outstanding of 510,791,694.0754 for Texas CLASS. For Texas CLASS Government, the Program Administrator accrued fees of \$994,443.63 and had average shares outstanding of \$562,206,459.94. The fees for both Texas CLASS and Texas CLASS Government are accrued on a daily basis by multiplying the investment property value by the applicable fee rate, and divided by 365 or 366 days in the event of a leap year. The investment property value shall be based on the current day's shares outstanding. For weekend days and holidays, the shares outstanding for the previous business day will be utilized for the calculation of fees. The applicable fee rate is located in Exhibit F of the Eighth Amended and Restated Trust Agreement. The Program Administrator reserves the right to adjust fees listed in the Eighth Amended and Restated Trust Agreement. The monthly fee is the sum of all daily fee accruals for the month of March. The fees are paid monthly upon notification to the custodian bank. As of March 31, 2019, the fee for Texas CLASS was 10 basis points and the fee for Texas CLASS Government was 2 basis points.

- Both funds are rated 'AAA' by S&P Global Ratings.
- Net Asset Value for both funds from March 1 to March 31, 2019 is equal to \$1.00.
- The final maturity dates of all securities were less than one year.
- The custodian bank for Texas CLASS is Wells Fargo Bank, N.A.
- Total number of Participants is 748.
- There are currently no investments that have a rated maturity greater than one year.
- The portfolio managers for Texas CLASS are Randy Palomba, CFA and Neil Vaid, CFA.
- All sources of payments are the underlying assets of the local government investment pool at market value.
- The Eighth Amended and Restated Trust Agreement was adopted by the Board of Trustees on April 8, 2019. You can access your copy of the Eighth Amended and Restated Trust Agreement by clicking here.

Board of Trustees Advisory Board

Texas CLASS is supervised by a Board of Trustees (the Board) who are elected by the Participants. The Board supervises the Trust and its affairs and acts as the liaison between the Participants, the Custodian, and the Program Administrator. The Board administers the affairs of the Trust and enters into contracts and agreements on behalf of the Trust in order to effectuate the terms of the Trust Agreement. It also selects the consultant for Texas CLASS, including the Program Administrator and the Custodian, subject to the terms of the Trust Agreement.

- Mr. Steve Williams, Chairman**
Asst. City Administrator/CFO
City of Colville
Term Expires 2021
[View Bio](#)
- Ms. Amy Perez**
Director of Financial Management
Harris County
Term Expires 2021
[View Bio](#)
- Mr. Mike Hagar**
Asst. Supt. of Business & Finance
Alamo Heights ISD
Term Expires 2020
[View Bio](#)
- Ms. Heather Hurlbert**
Director of Finance
City of San Marcos
Term Expires 2020
[View Bio](#)
- Ms. Monika Artis**
Director of Budget & Finance
Collin County
Term Expires 2020
[View Bio](#)
- Ms. Cindy Yeatts Brown**
Treasurer
Wentworth County
Term Expires 2021
[View Bio](#)
- Mr. Rodney Rhoades**
Deputy Director - Admin. Services
North Texas Municipal Water Dist.
Term Expires 2021

The Board is selected at the annual meeting of the Participants. Any representative may be nominated as a Trustee. The number of Trustees to be selected shall be determined by the Participants at such meeting and shall be an odd number of three or more. Currently, the Board of Trustees consists of the following members, each serving two-year staggered terms:

Texas Class Rates March 2019

Date	Daily Rate (%)	YTD Yield (%)	7-Day Yield (%)	WAM Days to Reset	WAM Days to Final	Daily Dividend	Net Asset Value (NAV)
3/31/2019	2.602	2.623	2.601	44	69	0.000071292221	0.99983982
3/30/2019	2.602	2.623	2.600	44	69	0.000071292221	0.99983982
3/29/2019	2.602	2.623	2.600	44	69	0.000071292221	0.99983982
3/28/2019	2.599	2.623	2.600	45	69	0.000071230353	0.99994542
3/27/2019	2.600	2.624	2.601	45	70	0.000071226557	0.99994508
3/26/2019	2.600	2.624	2.599	46	70	0.000071230090	0.99994579
3/25/2019	2.599	2.624	2.600	47	71	0.000071212530	0.99994586
3/24/2019	2.601	2.625	2.601	49	74	0.000071258287	0.99984326
3/23/2019	2.601	2.625	2.603	49	74	0.000071258287	0.99984326
3/22/2019	2.605	2.626	2.605	50	74	0.000071372603	0.99994726
3/21/2019	2.585	2.626	2.606	46	70	0.000070824658	0.99994856
3/20/2019	2.606	2.626	2.610	47	72	0.000071390586	0.99994784
3/19/2019	2.611	2.627	2.612	46	71	0.000071536689	0.99994837
3/18/2019	2.608	2.627	2.612	48	73	0.000071453105	0.99984516
3/17/2019	2.608	2.627	2.615	48	73	0.000071453105	0.99984516
3/16/2019	2.608	2.627	2.617	48	73	0.000071453105	0.99984516
3/15/2019	2.615	2.628	2.619	49	73	0.000071453105	0.99984516
3/14/2019	2.615	2.628	2.621	48	72	0.000071646575	0.99994902
3/13/2019	2.615	2.628	2.622	49	73	0.000071646575	0.99994842
3/12/2019	2.615	2.628	2.624	49	74	0.000071646575	0.99994579
3/11/2019	2.625	2.628	2.625	50	75	0.000071920548	0.99984155
3/10/2019	2.625	2.628	2.625	50	75	0.000071920548	0.99984155
3/9/2019	2.625	2.628	2.625	50	75	0.000071920548	0.99984155
3/8/2019	2.625	2.628	2.625	50	75	0.000071920548	0.99984155
3/7/2019	2.625	2.628	2.627	50	74	0.000071920548	0.99994682
3/6/2019	2.625	2.629	2.627	50	74	0.000071920548	0.99994664
3/5/2019	2.626	2.629	2.629	49	73	0.000071940865	0.99994630
3/4/2019	2.626	2.629	2.628	49	73	0.000071956899	0.99994622
3/3/2019	2.625	2.629	2.630	50	74	0.000071920548	0.99983988
3/2/2019	2.625	2.629	2.631	50	74	0.000071920548	0.99983988
3/1/2019	2.625	2.629	2.633	50	74	0.000071920548	0.99983988

Texas Class Government Rates March 2019

Date	Daily Rate (%)	YTD Yield (%)	7-Day Yield (%)	WAM Days to Reset	WAM Days to Final	Daily Dividend	Net Asset Value (NAV)
3/31/2019	2.465	2.420	2.445	52	78	0.000067536989	0.99994333
3/30/2019	2.465	2.419	2.442	52	78	0.000067536989	0.99994333
3/29/2019	2.465	2.419	2.439	52	78	0.000067536989	0.99994333
3/28/2019	2.445	2.418	2.437	47	74	0.000066689035	1.00000688
3/27/2019	2.435	2.418	2.435	48	74	0.000066715060	0.99998601
3/26/2019	2.415	2.418	2.435	47	73	0.0000666167115	0.99997808
3/25/2019	2.425	2.418	2.436	47	74	0.000066441098	0.99998007
3/24/2019	2.445	2.418	2.438	49	76	0.000066889040	0.99989896
3/23/2019	2.445	2.417	2.435	49	76	0.000066889040	0.99989896
3/22/2019	2.435	2.417	2.432	49	76	0.000066889040	0.99989896
3/21/2019	2.435	2.417	2.429	48	75	0.000066715073	0.99996883
3/20/2019	2.432	2.416	2.425	48	75	0.000066632768	0.99996261
3/19/2019	2.425	2.416	2.422	48	76	0.000066441103	0.99996261
3/18/2019	2.435	2.416	2.421	50	78	0.000066715060	0.99996266
3/17/2019	2.425	2.416	2.417	50	79	0.000066441097	0.99989690
3/16/2019	2.425	2.416	2.414	50	79	0.000066441097	0.99989690
3/15/2019	2.425	2.416	2.411	50	79	0.000066441097	0.99989690
3/14/2019	2.405	2.415	2.408	50	80	0.000065893154	0.99996343
3/13/2019	2.415	2.416	2.408	48	78	0.000066167117	0.99996917
3/12/2019	2.415	2.416	2.407	48	78	0.000066167120	0.99996769
3/11/2019	2.405	2.416	2.403	45	74	0.000065893147	0.99996945
3/10/2019	2.405	2.416	2.404	46	76	0.000065893152	0.99990882
3/9/2019	2.405	2.416	2.407	46	76	0.000065893152	0.99990882
3/8/2019	2.405	2.416	2.410	46	76	0.000065893153	0.99990882
3/7/2019	2.405	2.416	2.413	47	78	0.000065893158	0.99996734
3/6/2019	2.409	2.416	2.414	44	74	0.000065992472	0.99996875
3/5/2019	2.385	2.417	2.414	44	75	0.000065545203	0.99997170
3/4/2019	2.415	2.417	2.418	45	76	0.000066167129	0.99997418
3/3/2019	2.425	2.417	2.418	46	77	0.000066441095	0.99991948
3/2/2019	2.425	2.417	2.417	46	77	0.000066441095	0.99991948
3/1/2019	2.425	2.417	2.415	46	77	0.000066441095	0.99991948