

**CERTIFIED COPY
BRAZORIA COUNTY COMMISSIONERS' COURT**

ORDER NO. 7.Q.1

**RE: TREASURER'S MONTHLY REPORT AND
INVESTMENT REPORT FOR APRIL 2019**

Approve the Treasurer's Monthly Report and Monthly Investment Report for April 2019. This order and affidavit must be filed with the County Clerk. It is further requested a certified copy of this order be returned to the County Treasurer. This report will be published on the County Website.

RESULT:	PASSED [UNANIMOUS]
MOVER:	Donald "Dude" Payne, Commissioner
SECONDER:	David R. Linder, Commissioner
AYES:	Judge Sebesta, Commissioner Payne, Commissioner Cade, Commissioner Adams, Commissioner Linder

STATE OF TEXAS §

COUNTY OF BRAZORIA §

I, **Joyce Hudman, Clerk County Court and Ex-Officio Clerk of the Commissioners' Court of Brazoria County, Texas**, do hereby certify that the foregoing is a true and correct copy of that certain:


ORDER NO. 7.Q.1

**RE: TREASURER'S MONTHLY REPORT AND
INVESTMENT REPORT FOR APRIL 2019**

as passed by the Commissioners' Court on the 25th day of JUNE, A.D., 2019, Special Meeting Term of Commissioners' Court and as the same appear(s) in the Commissioners' Court Records of Brazoria County, Texas.

**GIVEN UNDER MY HAND AND SEAL OF OFFICE, this the 25th DAY OF
JUNE, A. D., 2019.**

JOYCE HUDMAN, Clerk County Court
and Ex-Officio Member of the Commissioners'
Court of Brazoria County, Texas

By: 
T. Reynolds, Deputy



CATHY CAMPBELL, CCT, CIO
BRAZORIA COUNTY TREASURER

111 E. Locust, Room 305 Angleton, Texas 77515-4654
979-864-1353 FAX 979-864-1680

Attached is the Monthly Treasurer's Report submitted by Cathy Campbell,
Brazoria County Treasurer for the month of **April 2019**. This report is submitted
in compliance with the Local Government Code Sec. 114.026 and contains:

Commissioners' Court Affidavit: 114.026 (d)
Monies received and disbursed: 114.026 (a) (1)
Pledged Securities Management Report: 2257.021
Debts due to* and owed by the county: 114.026 (a) (2)
All other proceedings in the Treasurer's office: 114.026 (a) (3)
Brazoria County general ledger fund activity: 114.026 (c)

Brazoria County Investment Portfolio for **April 2019**: 2256.023

Note: debts due to the County are reported to the Court separately by collecting offices

"I CERTIFY THAT TO THE BEST OF MY KNOWLEDGE THE ATTACHED
REPORTS ARE TRUE AND CORRECT."


Cathy Campbell, CCT, CIO
Brazoria County Treasurer


MINUTES OF COUNTY FINANCES
TREASURER'S MONTHLY REPORT
AFFIDAVIT
COMMISSIONERS' COURT JUNE 25, 2019

BEFORE ME, the undersigned authority, a Notary Public in and for Brazoria County, Texas, on this day personally appeared the Members of Brazoria County Commissioners' Court and who after being duly sworn upon their oaths do hereby state as follows:

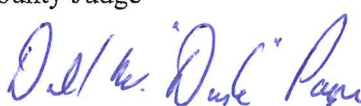
The requirements of Subsection (c) of the Texas Local Government Code §114.026 have been met and that we have reviewed and examined the Monthly Report of: **CATHY CAMPBELL**, Treasurer of Brazoria County, Texas for **APRIL 2019**.

Further, having taken reasonable steps to ensure its accuracy as presented, approve the report and enter this order into the minutes which state total cash and other assets in the custody of the County Treasurer at the time of the examination to be **\$198,035,799.87**.


The Treasurer's report and this affidavit will be published on the Brazoria County website.




L.M. "Matt" Sebesta, Jr.
County Judge




Donald W. "Dude" Payne
Commissioner Precinct 1



Ryan Cade
Commissioner Precinct 2

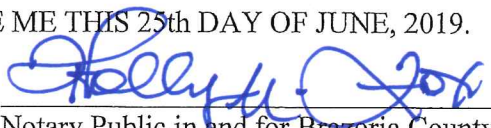


Stacy L. Adams
Commissioner Precinct 3




David R. Linder
Commissioner Precinct 4

SUBSCRIBED AND SWORN TO BEFORE ME THIS 25th DAY OF JUNE, 2019.



Notary Public in and for Brazoria County, Texas
My Commission Expires: 10/22/2020



BRAZORIA COUNTY Bank Account Activity and Interest Report for April 2019

Account	Ending Bank Balance 03/31//2019	Deposits and Other Credits Received	Checks and Other Debits Disbursed	Ending Bank Balance 04/30/2019	MONTHLY Interest Earned	Interest Rate
FIRST NATIONAL BANK OF LAKE JACKSON						
Tax Assessor/Collector GOVPAY Acct	1,017,179.41	1,058,914.21	(1,173,712.15)	902,381.47	636.98	1.34
Tax Assessor/Collector Veh Inventory Prop Tax	415,615.75	225,050.43	(16,518.03)	624,148.15	517.48	1.34
Payroll	1,204,624.86	13,603,984.53	(9,887,946.37)	4,920,663.02	1,846.32	1.34
Operating	24,495,327.78	23,291,239.31	(29,273,005.26)	18,513,561.83	21,777.13	1.34
Jury Fund	172,671.00	100.00	(21,825.00)	150,946.00	169.97	1.34
Tax Assessor/Collector Boat Sales Tax *	9,600.94	58,199.02	(46,545.63)	21,254.33	11.22	1.34
County Clerk Trust Fund	3,166,170.93	647,434.47	(288,864.91)	3,524,740.49	3,668.94	1.34
District Clerk Trust Fund	3,022,240.20	256,752.32	(656,666.61)	2,622,325.91	3,198.00	1.34
Tax Assessor/Collector Motor Vehicle Acct	1,866,279.92	6,858,885.35	(7,051,047.53)	1,674,117.74	2,098.33	1.34
Tax Assessor/Collector Boat Collections	38,963.44	55,923.69	(54,899.10)	39,988.03	20.57	1.34
Tax Assessor/Collector Sales Tax Account *	537,763.26	4,549,719.22	(4,062,255.60)	1,025,226.88	1,295.96	1.34
Sheriff Barber Shop Education Training Program *	71,762.26	885.79	(450.00)	72,198.05	80.79	1.34
Comptroller Direct Deposit	432,815.83	2,151,558.86	(970,578.27)	1,613,796.42	355.69	1.34
Sheriff's Dept Narcotic Unit-Operations	5,777.67	8,000.00	(10,038.00)	3,739.67	3.26	1.34
Comm. Super & Corrections Dept. Restitution Acct	118,403.99	36,444.13	(48,445.46)	106,402.66	122.31	1.34
District Atty Check Collection Account	14,788.62	27,269.06	(3,575.58)	38,482.10	25.47	1.34
Tax Assessor/Collector Tax Account	4,859,946.91	6,763,342.31	(8,787,512.48)	2,835,776.74	3,942.65	1.34
Employee Benefit Trust Fund *	1,882,383.61	2,551,251.90	(1,502,641.67)	2,930,993.84	2,477.32	1.34
Investment Acct	2,000,000.00	12,000.00	(2,012,000.00)	0.00	601.00	1.34
Credit Card Account	228,282.85	530,781.80	(626,448.16)	132,616.49	195.50	1.34
E-Filing / E-Recording	78,996.35	329,670.90	(228,404.00)	180,263.25	123.08	1.34
Parks Credit Card	11,467.42	46,701.54	(27,577.91)	30,591.05	19.65	1.34
Juvenile Restitution Account	5,203.23	3,347.22	(3,793.17)	4,757.28	5.66	1.34
TouchPay Credit Card	33,544.67	130,130.11	(84,137.44)	79,537.34	51.03	1.34
First National Bank of Lake Jackson Totals	45,689,810.90	63,197,586.17	(66,838,888.33)	42,048,508.74	43,244.31	
TOTAL Interest Earning Accounts EOM Balance				42,048,508.74	43,244.31	
Non-Int bearing Accts at the bank: Sheriff, County and District Clerks Cash Bonds; TCDBG-IKE; Inmate Trusts; TCEQ and Bail Bond Sec				1,150,219.65		
				43,198,283.39		

This report is presented in accordance with The Texas Government Code Title 4 Sec. 114.026 (a)(1) and I certify that to the best of my knowledge the above is the true and correct cash balance remaining in the Treasurer's custody.


 Cathy Campbell, CG, CIO
 Brazoria County Treasurer




CATHY CAMPBELL, CCT, CIO
BRAZORIA COUNTY TREASURER

111 E. Locust, Room 305 Angleton, Texas 77515-4654
979-864-1353 FAX 979-864-1680

Attached is a copy of the management reports for the securities that were pledged to Brazoria County by First National Bank of Lake Jackson and Wells Fargo Bank for the month of **APRIL 2019**.

"I CERTIFY THAT TO THE BEST OF MY KNOWLEDGE THE ATTACHED REPORTS ARE TRUE AND CORRECT."


Cathy Campbell, CCT, CIO
Brazoria County Treasurer



Public Funds Collateral Unit
333 Market Street, 15th Floor
San Francisco, CA 94105-2102
Phone: 1-877-479-6603
publicfundscollateral@wellsfargo.com

PUBLIC FUNDS

STATEMENT PERIOD
04/01/2019 - 04/30/2019

XNPBFMDTBM 1 000552



BRAZORIA COUNTY
CATHY CAMPBELL
111 E. LOCUST, SUITE 305
ANGLETON, TX 77515

DAILY COLLATERAL REPORT

Date	Deposit Total	FDIC Insurance	Total Deposits		Collateral Value	Required Collateral Level	Collateral Value vs. Required Collateral
			Requiring Collateral	Collateral Value			
04/01/2019	50.59	50.59	0.00	0.00	0.00	0.00	
04/02/2019	50.59	50.59	0.00	0.00	0.00	0.00	
04/03/2019	50.59	50.59	0.00	0.00	0.00	0.00	
04/04/2019	50.59	50.59	0.00	0.00	0.00	0.00	
04/05/2019	50.59	50.59	0.00	0.00	0.00	0.00	
04/06/2019	50.59	50.59	0.00	0.00	0.00	0.00	
04/07/2019	50.59	50.59	0.00	0.00	0.00	0.00	
04/08/2019	50.59	50.59	0.00	0.00	0.00	0.00	
04/09/2019	50.59	50.59	0.00	0.00	0.00	0.00	
04/10/2019	50.59	50.59	0.00	0.00	0.00	0.00	
04/11/2019	50.59	50.59	0.00	0.00	0.00	0.00	
04/12/2019	50.59	50.59	0.00	0.00	0.00	0.00	
04/13/2019	50.59	50.59	0.00	0.00	0.00	0.00	
04/14/2019	50.59	50.59	0.00	0.00	0.00	0.00	
04/15/2019	50.59	50.59	0.00	0.00	0.00	0.00	
04/16/2019	50.59	50.59	0.00	0.00	0.00	0.00	
04/17/2019	50.59	50.59	0.00	0.00	0.00	0.00	
04/18/2019	50.59	50.59	0.00	0.00	0.00	0.00	
04/19/2019	50.59	50.59	0.00	0.00	0.00	0.00	
04/20/2019	50.59	50.59	0.00	0.00	0.00	0.00	
04/21/2019	50.59	50.59	0.00	0.00	0.00	0.00	
04/22/2019	50.59	50.59	0.00	0.00	0.00	0.00	
04/23/2019	50.59	50.59	0.00	0.00	0.00	0.00	
04/24/2019	50.59	50.59	0.00	0.00	0.00	0.00	
04/25/2019	50.59	50.59	0.00	0.00	0.00	0.00	
04/26/2019	50.59	50.59	0.00	0.00	0.00	0.00	
04/27/2019	50.59	50.59	0.00	0.00	0.00	0.00	
04/28/2019	50.59	50.59	0.00	0.00	0.00	0.00	
04/29/2019	50.59	50.59	0.00	0.00	0.00	0.00	
04/30/2019	50.60	50.60	0.00	0.00	0.00	0.00	

1*6102/112 691700 200 100 NNNI NINI NNNNNNNNNNNI 26000000 1000000000

Reportfolio

First National Bank of Lake Jackson, Lake Jackson, T
 Published: 5/1/2019 9:07:57 AM

Management Report
 Pledged To: BRAZORIA COUNTY

Date: 30-Apr-19
 Page: 18
 Section V-C

Code	Cusip Trans#	Description Maturity	Prerefund	Pool Coupon	Moody St/Poor	Original Face Pledged Percent	Original Face Value	Pledged Par Value	Pledged Book Value	Pledged Market Value
FHLB	3137FHJD6 499170201808301	FHR 4820 UP 8/15/2048	FAS 115	3.500		\$2,500,000.00 100.00%	\$2,500,000.00	\$2,388,815.13	\$2,403,180.17	\$2,411,852.15
FEDERAL HOME LOAN BANK AFS										
22 CMOs - Fixed Rate										
Total Pledged							\$311,384,512.00	\$76,093,066.84	\$76,889,476.54	\$76,129,714.04

\$0.00 Munis with Maturity Under 2 Years
 \$0.00 Munis with Maturity Over 2 Years

\$103,358.28 Other securities with Stated Maturity Under 2 Years
 \$75,989,708.56 Other securities with Stated Maturity Over 2 Years

** If no data is shown, then there are no pledges for the current period.



Brazoria County Bond Payments - April 2019

	<u>INTEREST</u>	<u>PRINCIPAL</u>	<u>BAB SUBSIDY</u>	<u>TOTAL</u>
Series 2010B - Unlimited Tax Road Bonds (BAB)	0.00	0.00	0.00	0.00
Series 2012 - Certificates of Obligation	0.00	0.00		0.00
Series 2012 - Unlimited Tax Road Bonds	0.00	0.00		0.00
Series 2013 - Limited Tax Notes	0.00	0.00		0.00
Series 2016 - Unlimited Tax Refunding Bonds	0.00	0.00		0.00
Series 2016 - Limited Tax Refunding Bonds	0.00	0.00		0.00
Series 2018 - Certificates of Obligation	0.00	0.00		0.00
Series 2018 - Unlimited Tax Refunding Bonds	0.00	0.00		0.00
TOTAL PAYMENTS	0.00	0.00	0.00	0.00

The following pages show the remaining bond payments to be made by Brazoria County.

This report is presented in accordance with The Texas Government Code Title 4 Sec. 114.026 (a)(2)

Cathy Campbell, CCT, CIO
Brazoria County Treasurer

BRAZORIA COUNTY, TEXAS
Series 2010B - Unlimited Tax Road Bonds
(Build America Bonds)
Remaining Payment Schedule

FISCAL YEAR	INTEREST 1-Mar	PRINCIPAL 1-Mar	INTEREST 1-Sep	BAB's SUBSIDY	TOTAL PAYMENT
2019			343,234.00	(111,358.84)	231,875.16
2020	343,234.00	935,000.00	321,056.00	(215,522.25)	1,383,767.75
2021	321,056.00	965,000.00	297,201.00	(200,587.30)	1,382,669.70
2022	297,201.00	1,000,000.00	271,981.00	(184,665.41)	1,384,516.59
2023	271,981.00	1,030,000.00	245,232.00	(167,804.59)	1,379,408.41
2024	245,232.00	1,070,000.00	216,909.00	(149,937.03)	1,382,203.97
2025	216,909.00	1,105,000.00	187,107.00	(131,078.95)	1,377,937.05
2026	187,107.00	1,145,000.00	152,608.00	(110,217.13)	1,374,497.87
2027	152,608.00	1,195,000.00	116,603.00	(87,342.82)	1,376,868.18
2028	116,603.00	1,240,000.00	79,242.00	(63,539.95)	1,372,305.05
2029	79,242.00	1,290,000.00	40,374.00	(38,808.22)	1,370,807.78
2030	40,374.00	1,340,000.00		(13,098.94)	1,357,275.06
Total	2,271,547.00	12,315,000.00	2,271,547.00	(1,473,961.42)	15,384,132.58

Debt History:
Date of receipt 1-Mar-10
Amount of issue \$13,225,000.00
True Int Cost 3.5800%

Paying Agent:
U.S. Bank
ABA routing # 091000022
St Paul, MN 55486-2639

BRAZORIA COUNTY, TEXAS
Series 2012 - Certificates of Obligation
Remaining Payment Schedule

FISCAL YEAR	INTEREST 1-Mar	PRINCIPAL 1-Mar	INTEREST 1-Sep	TOTAL PAYMENT
2019			509,700.00	509,700.00
2020	509,700.00	1,285,000.00	477,575.00	2,272,275.00
2021	477,575.00	1,350,000.00	443,825.00	2,271,400.00
2022	443,825.00	1,420,000.00	408,325.00	2,272,150.00
2023	408,325.00	1,495,000.00	370,950.00	2,274,275.00
2024	370,950.00	1,570,000.00	331,700.00	2,272,650.00
2025	331,700.00	1,650,000.00	290,450.00	2,272,150.00
2026	290,450.00	1,735,000.00	247,075.00	2,272,525.00
2027	247,075.00	1,825,000.00	201,450.00	2,273,525.00
2028	201,450.00	1,920,000.00	153,450.00	2,274,900.00
2029	153,450.00	2,000,000.00	118,450.00	2,271,900.00
2030	118,450.00	2,075,000.00	82,137.50	2,275,687.50
2031	82,137.50	2,145,000.00	44,600.00	2,271,737.50
2032	44,600.00	2,230,000.00		2,274,600.00
Total	3,679,687.50	22,700,000.00	3,679,687.50	30,059,375.00

Debt History:
Date of Receipt 26-Jul-12
Amount of Issue \$25,115,000.00
True Int Cost 3.3800%

Paying Agent:
U.S. Bank
ABA routing # 091000022
St. Paul, MN 55486-2639

BRAZORIA COUNTY, TEXAS
Series 2012 - Unlimited Tax Road Bonds
Remaining Payment Schedule

FISCAL YEAR	INTEREST 1-Mar	PRINCIPAL 1-Mar	INTEREST 1-Sep	TOTAL PAYMENT
2019			101,475.00	101,475.00
2020	101,475.00	405,000.00	95,400.00	601,875.00
2021	95,400.00	420,000.00	89,100.00	604,500.00
2022	89,100.00	430,000.00	82,650.00	601,750.00
2023	82,650.00	445,000.00	75,975.00	603,625.00
2024	75,975.00	455,000.00	69,150.00	600,125.00
2025	69,150.00	470,000.00	62,100.00	601,250.00
2026	62,100.00	485,000.00	54,825.00	601,925.00
2027	54,825.00	500,000.00	47,012.50	601,837.50
2028	47,012.50	515,000.00	38,643.75	600,656.25
2029	38,643.75	535,000.00	29,950.00	603,593.75
2030	29,950.00	550,000.00	20,668.75	600,618.75
2031	20,668.75	570,000.00	10,693.75	601,362.50
2032	10,693.75	590,000.00		600,693.75
	777,643.75	6,370,000.00	777,643.75	7,925,287.50

Debt History:
 Date of Receipt 26-Jul-12
 Amount of Issue \$8,575,000.00
 True Int cost 3.120%

Paying Agent:
 U.S. Bank
 ABA routing # 091000022
 St. Paul, MN 55486-2639

BRAZORIA COUNTY, TEXAS
Series 2013 - Limited Tax Notes
Remaining Payment Schedule

FISCAL YEAR	INTEREST 1-Feb	PRINCIPAL 1-Feb	INTEREST 1-Aug	TOTAL PAYMENT
2019			23,010.00	23,010.00
2020	23,010.00	2,950,000.00		2,973,010.00
	23,010.00	2,950,000.00	23,010.00	2,996,020.00

Debt History:
 Date of Receipt 19-Dec-13
 Amount of Issue \$9,900,000.00
 True Int cost 1.560%

Paying Agent:
 Wells Fargo Bank, NA
 ABA routing # 121000248
 Houston, TX 77062

BRAZORIA COUNTY, TEXAS
Series 2016 - Limited Tax Refunding Bonds
Remaining Payment Schedule

FISCAL YEAR	INTEREST 1-Mar	PRINCIPAL 1-Mar	INTEREST 1-Sep	TOTAL PAYMENT
2019	122,300.00	605,000.00	122,300.00	122,300.00
2020	113,225.00	625,000.00	113,225.00	840,525.00
2021	103,850.00	905,000.00	103,850.00	842,075.00
2022	85,750.00	945,000.00	85,750.00	1,094,600.00
2023	66,850.00	980,000.00	66,850.00	1,097,600.00
2024	47,250.00	1,025,000.00	47,250.00	1,094,100.00
2025	26,750.00	1,070,000.00	26,750.00	1,099,000.00
2026				1,096,750.00
	565,975.00	6,155,000.00	565,975.00	7,286,950.00

Debt History:
 Date of Receipt 25-Jan-16
 Amount of Issue \$8,125,000.00
 True Int cost 2.207%
Paying Agent:
 U.S. Bank
 ABA routing # 091000022
 St. Paul, MN 55486-2639

Refunding Series 2006 Certificate of Obligation

BRAZORIA COUNTY, TEXAS
Series 2016 - Unlimited Tax Refunding Bonds
Remaining Payment Schedule

FISCAL YEAR	INTEREST 1-Mar	PRINCIPAL 1-Mar	INTEREST 1-Sep	TOTAL PAYMENT
2019	140,375.00	485,000.00	140,375.00	140,375.00
2020	133,100.00	505,000.00	133,100.00	758,475.00
2021	125,525.00	860,000.00	125,525.00	763,625.00
2022	108,325.00	900,000.00	108,325.00	1,093,850.00
2023	90,325.00	935,000.00	90,325.00	1,098,650.00
2024	71,625.00	975,000.00	71,625.00	1,098,750.00
2025	52,125.00	1,015,000.00	52,125.00	1,093,875.00
2026	26,750.00	1,070,000.00	26,750.00	1,096,750.00
2027			0.00	
	748,150.00	6,745,000.00	748,150.00	8,241,300.00

Debt History:
 Date of Receipt 28-Jan-16
 Amount of Issue \$8,425,000.00
 True Int cost 2.376%
Paying Agent:
 U.S. Bank
 ABA routing # 091000022
 St. Paul, MN 55486-2639

Refunding Series 2006 Unlimited Tax Road Bonds

BRAZORIA COUNTY
Certificates of Obligation
Series 2018
Payment Schedule

FISCAL YEAR	INTEREST 1-Mar	PRINCIPAL 1-Mar	INTEREST 1-Sep	TOTAL PAYMENT
2019			185,575.00	185,575.00
2020	185,575.00		185,575.00	371,150.00
2021	185,575.00	290,000.00	178,325.00	653,900.00
2022	178,325.00	305,000.00	170,700.00	654,025.00
2023	170,700.00	320,000.00	162,700.00	653,400.00
2024	162,700.00	335,000.00	154,325.00	652,025.00
2025	154,325.00	355,000.00	145,450.00	654,775.00
2026	145,450.00	370,000.00	136,200.00	651,650.00
2027	136,200.00	390,000.00	126,450.00	652,650.00
2028	126,450.00	410,000.00	116,200.00	652,650.00
2029	116,200.00	430,000.00	105,450.00	651,650.00
2030	105,450.00	455,000.00	94,075.00	654,525.00
2031	94,075.00	475,000.00	82,200.00	651,275.00
2032	82,200.00	500,000.00	69,700.00	651,900.00
2033	69,700.00	525,000.00	58,200.00	652,900.00
2034	58,200.00	545,000.00	48,300.00	652,500.00
2035	48,300.00	570,000.00	36,900.00	655,200.00
2036	36,900.00	590,000.00	25,100.00	652,000.00
2037	25,100.00	615,000.00	12,800.00	652,900.00
2038	12,800.00	640,000.00	0.00	652,800.00
	2,095,225.00	8,120,000.00	2,095,225.00	12,310,450.00

Debt History:
 Date of Receipt August 23, 2018
 Amount of Issue \$8,120,000.00
 Last Maturity March 01, 2038
 True Interest Cost 3.496221%

Paying Agent:
 U.S. Bank
 ABA routing # 091000022
 St. Paul, MN 55486-2639

P:\Treas\Debt Service Bonds\2018 Cert of Obligation Debt Service Payment Schedule.xls
 Prepared by Cathy Campbell, CCT, CJO Brazoria County Treasurer

BRAZORIA COUNTY
Unlimited Tax Refunding Bonds
Series 2018
Payment Schedule

FISCAL YEAR	INTEREST 1-Mar	PRINCIPAL 1-Mar	INTEREST 1-Sep	TOTAL PAYMENT
2019			101,750.00	101,750.00
2020	101,750.00	365,000.00	92,625.00	559,375.00
2021	92,625.00	390,000.00	82,875.00	565,500.00
2022	82,875.00	405,000.00	72,750.00	560,625.00
2023	72,750.00	425,000.00	62,125.00	559,875.00
2024	62,125.00	445,000.00	51,000.00	558,125.00
2025	51,000.00	475,000.00	39,125.00	565,125.00
2026	39,125.00	495,000.00	26,750.00	560,875.00
2027	26,750.00	520,000.00	13,750.00	560,500.00
2028	13,750.00	550,000.00		563,750.00
	542,750.00	4,070,000.00	542,750.00	5,155,500.00

Refunded Series 2008 Unlimited Tax Road Bonds

Debt History:
 Date of Receipt August 23, 2018
 Amount of Issue \$4,415,000.00
 Last Maturity March 01, 2028
 True Interest Cost 2.647974%

Paying Agent:
 U.S. Bank
 ABA routing # 091000022
 St. Paul, MN 55486-2639

P:\Treas\Debt Service Bonds\Unlimited Tax Refunding Bonds, Series 2018 Debt Service Payment Schedule.xls
 Prepared by Cathy Campbell, CCT, CJO Brazoria County Treasurer

BRAZORIA COUNTY TOLL ROAD AUTHORITY
Limited Contract Tax and Subordinate Lien Toll Road Revenue Bonds
Series 2017A
Payment Schedule

FISCAL YEAR	INTEREST 1-Mar	PRINCIPAL 1-Mar	TOTAL PAYMENT	Estimated Monthly Installment Due to US BANK
2017				
2018	768,750.00	294,688.00 *	1,063,438.00	82,541.00 *
2019	768,750.00	768,750.00	1,537,500.00	128,125.00
2020	768,750.00	768,750.00	1,537,500.00	128,125.00
2021	768,750.00	768,750.00	1,537,500.00	128,125.00
2022	768,750.00	768,750.00	1,537,500.00	128,125.00
2023	768,750.00	768,750.00	1,537,500.00	128,125.00
2024	768,750.00	768,750.00	1,537,500.00	128,125.00
2025	1,035,750.00	1,302,750.00	2,338,500.00	172,625.00
2026	1,302,750.00	1,302,750.00	2,605,500.00	217,125.00
2027	1,283,375.00	1,302,750.00	2,586,125.00	217,125.00
2028	1,243,625.00	1,283,375.00	2,527,000.00	217,125.00
2029	1,201,875.00	1,243,625.00	2,445,500.00	217,125.00
2030	1,157,875.00	1,201,875.00	2,359,750.00	217,125.00
2031	1,111,750.00	1,157,875.00	2,269,625.00	217,125.00
2032	1,063,312.50	1,111,750.00	2,175,062.50	217,125.00
2033	1,012,437.50	1,063,312.50	2,075,750.00	217,125.00
2034	959,000.00	1,012,437.50	1,971,437.50	217,125.00
2035	902,812.50	959,000.00	1,861,812.50	217,125.00
2036	843,750.00	902,812.50	1,746,562.50	217,125.00
2037	782,812.50	843,750.00	1,626,562.50	217,125.00
2038	720,000.00	782,812.50	1,502,812.50	217,125.00
2039	656,250.00	720,000.00	1,376,250.00	217,125.00
2040	591,562.50	656,250.00	1,247,812.50	217,125.00
2041	526,875.00	591,562.50	1,118,437.50	217,125.00
2042	462,187.50	526,875.00	989,062.50	217,125.00
2043	397,500.00	462,187.50	859,687.50	217,125.00
2044	332,812.50	397,500.00	730,312.50	217,125.00
2045	268,125.00	332,812.50	600,937.50	217,125.00
2046	203,437.50	268,125.00	471,562.50	217,125.00
2047	138,750.00	203,437.50	342,187.50	217,125.00
2048	74,062.50	138,750.00	212,812.50	217,125.00
2049	9,375.00	74,062.50	83,437.50	217,125.00
			53,838,314.00	28,865,087.50
			17,150,000.00	111,358,289.00
			17,000,000.00	
			19,688,313.00	
			53,838,313.00	

Series 2017A Serial Interest Bonds (CIBs)
 Series 2017A Current Interest Term Bonds (CIBs)
 Series 2017A Convertible Capital Appreciation Bonds (CABs)

Debt History:
 Date of Receipt 22-Jun-17
 Amount of Issue \$53,838,313.00

Paying Agent:
 U.S. Bank
 ABA routing # 081000022
 St. Paul, MN 55486-2639
 BRAZOR17CIB

Brazoria County Toll Road Authority Limited Contract Tax and Subordinate Lien
 Toll Road Revenue Bonds, Series 2017A CIB

*Int. due from closing to Sept 2017 debt payment, then monthly installments to US Bank thereafter begin Sept 2017
 Int. calculations include compounded interest from Series 2017A Convertible CABs.

BRAZORIA COUNTY TOLL ROAD AUTHORITY
Limited Contract Tax and Subordinate Lien Toll Road Revenue Bond Anticipation Notes
Series 2017B BANS
Payment Schedule

FISCAL YEAR	INTEREST 1-Mar	PRINCIPAL 1-Mar	TOTAL PAYMENT	Estimated Monthly Installment Due to US BANK
2017				
2018	215,325.00	82,541.00	297,866.00	82,541.00 *
2019	215,325.00	215,325.00	430,650.00	35,887.50
2020	215,325.00	215,325.00	430,650.00	35,887.50
2021	215,325.00	215,325.00	430,650.00	35,887.50
2022	215,325.00	215,325.00	430,650.00	35,887.50
2023	215,325.00	215,325.00	430,650.00	35,887.50
2024	215,325.00	215,325.00	430,650.00	35,887.50
2025	215,325.00	215,325.00	430,650.00	35,887.50
2026	215,325.00	215,325.00	430,650.00	35,887.50
2027	215,325.00	215,325.00	430,650.00	35,887.50
2028	215,325.00	215,325.00	430,650.00	35,887.50
2029	215,325.00	215,325.00	430,650.00	35,887.50
2030	215,325.00	215,325.00	430,650.00	35,887.50
2031	215,325.00	215,325.00	430,650.00	35,887.50
2032	215,325.00	215,325.00	430,650.00	35,887.50
2033	215,325.00	215,325.00	430,650.00	35,887.50
2034	215,325.00	215,325.00	430,650.00	35,887.50
2035	215,325.00	215,325.00	430,650.00	35,887.50
2036	215,325.00	215,325.00	430,650.00	35,887.50
2037	215,325.00	215,325.00	430,650.00	35,887.50
2038	215,325.00	215,325.00	430,650.00	35,887.50
2039	215,325.00	215,325.00	430,650.00	35,887.50
2040	215,325.00	215,325.00	430,650.00	35,887.50
2041	215,325.00	215,325.00	430,650.00	35,887.50
2042	215,325.00	215,325.00	430,650.00	35,887.50
2043	215,325.00	215,325.00	430,650.00	35,887.50
2044	215,325.00	215,325.00	430,650.00	35,887.50
2045	215,325.00	215,325.00	430,650.00	35,887.50
2046	215,325.00	215,325.00	430,650.00	35,887.50
2047	215,325.00	215,325.00	430,650.00	35,887.50
2048	215,325.00	215,325.00	430,650.00	35,887.50
2049	215,325.00	215,325.00	430,650.00	35,887.50
			645,975.00	813,181.00
			29,700,000.00	30,859,166.00

Debt History:
 Date of Receipt 22-Jun-17
 Amount of Issue \$29,700,000.00

Paying Agent:
 U.S. Bank
 ABA routing # 081000022
 St. Paul, MN 55486-2639
 BRAZOR17BANS

Brazoria County Toll Road Authority Limited Contract Tax and Subordinate Lien
 Toll Road Revenue Bond Anticipation Notes, Series 2017B BANS

*Int. due from closing to Sept 2017 debt payment, then monthly installments to US Bank thereafter begin Sept 2017
 **Principal amount is anticipated to be paid by permanent financing



CATHY CAMPBELL, CCT, CIO
BRAZORIA COUNTY TREASURER

Brazoria County Treasurer's Office Proceedings for April 2019

Activity	Count		Amount
Cash receipts issued:	143	\$	128,594.80
Treasurer Deposits processed:	51	\$	189,257.54
Healthcare Invoices processed:	16	\$	1,796,588.41
Retiree premium payments processed:	328	\$	47,167.05
<65 Retiree Prepaid 401h reimbursements processed:	101	\$	29,795.00
>65 Retiree Prepaid 401h reimbursements processed:	242	\$	45,875.00
Wire transfers executed:	80	\$	18,602,497.59
Toll Road Wires executed:	9	\$	281,663.37
EFT files processed:	21	\$	8,781,046.89
Accounts Payable checks printed and distributed:	1437	\$	7,337,541.28
Jury checks printed and distributed:	1252	\$	25,450.00
BCCSCD checks printed and distributed:	154	\$	50,868.40
Payroll checks printed and distributed:	61	\$	97,605.57
Payroll advices printed and distributed (est.):	700		
Stop payments issued:	38		
Positive Pay files processed:	21		
Brazo general ledger journal entries posted:	129		
Toll Road general ledger journal entries posted:	34		
Reports to State	2		
Bank Reconciliations	16		
EFT Set ups and/or changes	5		
DA Discovery payments taken-credit cards	111		
DA Discovery payments taken-checks/cash	225		

Submitted for compliance with Local Government Code Sec. 114.026 subsection (a)(3)

I certify to the best of my knowledge the above information is true and correct.

Cathy Campbell, CCT, CIO
Brazoria County Treasurer



Brazoria County General Ledger Fund Balance Activity
April 1, 2019 - April 30, 2019

General Ledger Fund balances are of the last day of the month and may not include all journal entries and adjustments for that month.
 Bank accounts have been reconciled or, are in the process of being reconciled to general ledger since this report was generated.
 Submitted for compliance with Local Government Code Sec. 114.026 subsection (c)

Fund	Cash				Investments			
	Opening GL Balance	GL Debit	GL Credit	GL Ending Balance	Opening GL Balance	GL Debit	GL Credit	GL Ending Balance
10000 - General Fund	\$12,856,219.90	\$51,979,839.51	-\$47,242,031.91	\$17,594,027.50	\$119,333,159.28	\$4,858,216.62	-\$15,000,000.00	\$109,191,375.90
10100 - General Fund - Construction	-\$4,125.00	\$4,125.00	-\$945.18	-\$945.18				
10200 - Juv Prob Fees	\$111,198.41	\$5,797.04	-\$4,367.22	\$112,628.23				
10300 - Unclaimed Juvenile Restitution	\$10,509.94	\$313.69	\$0.00	\$10,823.63				
10400 - Env Health-Retail Food Permits	-\$46,244.41	\$35,444.60	-\$36,715.93	-\$47,515.74				
10500 - District Clerk Contingency	\$404,807.00	\$3,256.89	-\$1,445.66	\$406,618.23	\$262,382.05	\$524.99	\$0.00	\$262,907.04
10600 - Fire Training Field	\$33,763.00	\$0.00	-\$771.61	\$32,991.39				
10700 - Parks Special Events	\$13,123.57	\$630.00	-\$227.49	\$13,526.08				
10710 - Parks SFA Special Projects	\$2,779.23	\$42.93	-\$15.06	\$2,807.10				
10850 - CPS-Donations	\$26,574.30	\$635.00	\$0.00	\$27,209.30				
10900 - CPS-Bikes & Bears	\$115.51	\$0.00	\$0.00	\$115.51				
20000 - Road and Bridge Non-Construct	\$17,510,946.45	\$2,705,646.15	-\$10,920,647.03	\$9,295,945.57	\$26,140,343.21	\$5,057,630.17	\$0.00	\$31,197,973.38
20500 - Road and Bridge Construction	\$12,067.30	\$2,304,464.66	-\$2,298,604.85	\$17,927.11				
30000 - USDA-WIC								
30100 - TDSHS Women Infants & Children	-\$112,346.39	\$248,994.69	-\$255,292.93	-\$118,644.63				
30200 - USDA-WIC Peer Counseling								
30300 - USDA-WIC Registered Diet								
30400 - USDA-WIC Lactation Reimb.								
30500 - HHS-PPCPS-CRI								
30502 - HHS-PPCPS-CRI	-\$9,278.89	\$19,715.27	-\$18,669.37	-\$8,232.99				
30600 - HHS-RLSS-LPHS	-\$4,098.96	\$9,274.00	-\$9,667.27	-\$4,492.23				
30700 - HHS-PPCPS-HAZARDS								
30701 - HHS-CPS/HCID-PHEP								
30702 - HHS-CPS/UNIQUE								
30705 - HHS-PPCPS-HAZARDS	-\$39,242.80	\$53,281.13	-\$51,711.60	-\$37,673.27				
30706 - Hurricane Public Hlth Crisis R	-\$33,356.17	\$0.00	-\$1,848.00	-\$35,204.17				
30710 - HHS-INFECTIOUS_DIS_CONTRL_UNIT	-\$7,672.26	\$18,533.53	-\$18,986.33	-\$8,125.06				
30800 - HHS-CPS-Title IV-E-FCM	-\$55,744.44	\$7,610.02	-\$15,257.55	-\$63,391.96				
30850 - HHS-CPS-Title IV-E Legal Svcs	-\$209,725.93	\$42,576.66	-\$71,480.60	-\$238,629.87				
30900 - HHS-TJPC-Title IV-E FosterCare								
31100 - DHS-Repetitive Flood Claims								
31300 - DHS-Buffer Zone Protection	\$105,618.52	\$0.00	-\$79,778.00	\$25,840.52				
31500 - DHS-St Homeland Sec-UASI	-\$1,552.40	\$4,053.41	-\$4,821.92	-\$2,320.91				
31600 - DHS-St Homeland Security								
31610 - DHS-Homeland Sec Grant Prg								
32005 - HUD-FY05-Section 8 Housing-ADM	\$34,327.79	\$0.00	\$0.00	\$34,327.79				
32006 - HUD-FY06-Section 8 Housing-ADM	\$109,003.94	\$0.00	\$0.00	\$109,003.94				
32007 - HUD-FY07-Section 8 Housing-ADM	\$19,707.35	\$0.00	\$0.00	\$19,707.35				
32008 - HUD-FY08-Section 8 Housing-ADM	\$38,971.00	\$0.00	\$0.00	\$38,971.00				
32009 - HUD-FY09-Section 8 Housing-ADM	\$85,469.26	\$0.00	\$0.00	\$85,469.26				
32010 - HUD-FY10-Section 8 Housing-ADM	\$123,840.39	\$0.00	\$0.00	\$123,840.39				
32011 - HUD-FY11-Section 8 Housing-ADM	\$92,814.27	\$0.00	\$0.00	\$92,814.27				
32012 - HUD-FY12-Section 8 Housing-ADM	\$36,823.99	\$0.00	\$0.00	\$36,823.99				
32013 - Section8-Adm	\$500,261.32	\$1,685.15	-\$21.15	\$501,925.32				
32019 - HUD-2019-Section 8 Housing-ADM	\$25,545.42	\$131,430.26	-\$142,362.64	\$14,613.04				
32113 - Section 8-HAP	-\$39,781.82	\$1,664.00	\$0.00	-\$38,117.82				
32119 - HUD-2019-Section 8 Housing-HAP	\$58,283.50	\$633,041.50	-\$630,607.00	\$60,718.00				
32211 - HUD-CDBG-2011	\$0.00	\$0.00	\$0.00	\$0.00				
32212 - HUD-CDBG-PY2012								
32213 - CDBG	-\$11,398.26	\$26,105.05	-\$176,909.45	-\$162,202.66				
32214 - HOME	-\$10,069.90	\$11,610.04	-\$47,309.53	-\$45,769.38				
32215 - ESG	-\$403.43	\$634.66	-\$1,459.50	-\$1,228.27				
32600 - HUD-Texas CDBG	-\$564.00	\$0.00	\$0.00	-\$564.00				
33000 - USDOJ-CJD-Juv Incentive Block								
33200 - USDOJ-Crime Vict Assist-VOCA	-\$8,814.34	\$38,240.81	-\$37,136.66	-\$7,710.20				
33250 - USDOJ-CSCD-Victim Svcs Prg								
33251 - USDOJ-CSCD-VSP								
33300 - USDOJ-Drug Court Program	\$38,114.09	\$21,996.37	-\$15,076.79	\$45,033.67				
33310 - USDOJ-DWI Court Program	\$8,688.76	\$28,599.41	-\$22,017.62	\$15,270.54				
33320 - USDOJ-Veterans Court Program	-\$17,632.95	\$36,018.64	-\$35,934.65	-\$17,548.96				
33330 - USDOJ-Domestic Violence Court	-\$33,547.51	\$11,157.69	-\$19,141.22	-\$41,531.04				
33500 - USDOJ-DEA-Narcotics OT Exp	-\$518.77	\$4,977.02	-\$4,458.22	\$0.03				
33600 - USDOJ-Organized Crime Drug Enf								
33900 - USDOJ-SCAAP	\$30,008.79	\$60,402.00	-\$30,201.00	\$60,209.79				
34200 - DOI-Parks Boating Access								
34250 - DOI-Swan Lake Boat Ramp								
34400 - USDOT-CR 257 Repairs								
34600 - FEMA- Flood Disaster 2015								
34610 - FEMA - Flood Disaster 2016	\$240,822.60	\$0.00	\$0.00	\$240,822.60				
34615 - FEMA-Harvey 2017	-\$4,332,212.05	\$75.31	-\$119.07	-\$4,332,255.81				
34616 - FEMA-Hazard Mitigation Grant P	-\$128,573.75	\$0.00	-\$9,638.75	-\$138,212.50				
34619 - Fema - Flood Disaster 2019								

Fund	Cash				Investments			
	Opening GL Balance	GL Debit	GL Credit	GL Ending Balance	Opening GL Balance	GL Debit	GL Credit	GL Ending Balance
34700 - IMLS-Library Mobile Proj Rnd 2								
34820 - USDC-SLP Dune Walkover								
34850 - USTREAS-Restore Act Projects	-\$215,246.17	\$0.00	-\$7,997.10	-\$223,243.27				
34860 - DOI-Parks - CIAP Grant								
34880 - TXDOT-SH288 Truck Weigh Stain	-\$687,458.64	\$0.00	-\$51,549.08	-\$739,007.72				
34881 - TXDOT-CR58 PH II (CSJ304)	-\$57,571.82	\$0.00	\$0.00	-\$57,571.82				
34882 - TXDOT-CR59 (CSJ 305)	-\$201,714.97	\$0.00	\$0.00	-\$201,714.97				
34890 - USDA NRCS Oyster Creek Ditch10	-\$117,320.69	\$0.00	-\$435,743.40	-\$553,064.09				
34912 - USDOT-1212ANGLE-Wildlife								
34913 - TXDOT 1312ANGLE-APRON								
34914 - TXDOT 1412ANGLE-APRON-CONSTRUC								
34915 - TXDOT-15HGANGLE-HANGAR								
35000 - TJJJ-State Aid	\$57,750.82	\$353,069.18	-\$334,374.83	\$76,445.17				
35650 - TJPC-JJAEP-Boot Camp-8/31	-\$323,473.95	\$119,008.51	-\$149,203.80	-\$353,669.24				
35800 - TJPC-JJAEP-Boot Camp-7/31								
35900 - TJJJ-Mental Health Services								
35950 - TJJJ-RDA-RegDiversionAlt-"R"	\$5,991.83	\$103,930.71	-\$79,349.74	\$30,572.80				
36100 - TCEQ-LIRAP Prg								
36400 - TCEQ-Local Initiatives Prg	\$136,024.69	\$0.00	\$0.00	\$136,024.69				
36410 - Texas Veterans Treatment Crt	\$1,699.48	\$5,391.14	-\$10,910.44	-\$3,819.82				
36601 - GLO-HRCP-COL BOTTOMLANDS EDUC	-\$934.36	\$817.93	-\$1,519.39	-\$1,635.82				
36801 - TXDOT-CR 48 PROJECT								
37000 - OAG-VAG Grant	-\$5,740.67	\$10,003.42	-\$13,415.71	-\$9,152.96				
37100 - OAG-TEXAS VINE CONTR								
37200 - DFPS-CPS-Title IV-B-Concr Svc	\$40.00	\$0.00	\$0.00	\$40.00				
37300 - TDHCA-Amy Young Barrier Remova								
37400 - TDH-Immunization	-\$45,854.31	\$103,220.95	-\$83,208.39	-\$25,841.75				
37600 - TSLAC-Family Place Lib Proj								
37800 - OAG-Regional Juv Mental Hlth S	-\$400.00	\$0.00	\$0.00	-\$400.00				
37913 - TXDOT-M312ANGLE-FY13RAMPA								
37914 - TXDOT-M212ANGLE-FY14RAMPA								
37916 - TXDOT-M1612ANGL-FY16RAMPA								
37917 - TXDOT-FY17RAMPA								
37918 - TXDOT-FY18RAMPA	-\$3,850.00	\$0.00	\$0.00	-\$3,850.00				
37919 - TXDOT-FY19RAMPA	-\$25,667.28	\$0.00	-\$2,967.36	-\$28,634.64				
38000 - Emergency Mgmt-Fire Code	-\$143,923.54	\$50,744.78	-\$68,131.13	-\$161,309.89				
38010 - Economic Development Tax Abate								
38100 - Vital Statistics Fee	\$34,352.39	\$2,299.00	-\$1,065.00	\$35,586.39				
38110 - Records Management-Co. Clk.	\$1,846,106.28	\$101,814.84	-\$94,374.81	\$1,853,546.31	\$940,155.76	\$1,881.16	\$0.00	\$942,036.92
38120 - Records Archive-Co Clk	\$807,138.38	\$102,843.51	-\$52,761.17	\$857,220.72				
38200 - Civ,Crim,Prob Records Mgmt	\$197,486.22	\$11,306.32	-\$9,263.78	\$199,528.76	\$310,208.21	\$620.71	\$0.00	\$310,828.92
38210 - County Graffiti Eradication	\$2,662.11	\$0.00	\$0.00	\$2,662.11				
38220 - Cnty,District Court Technology	\$100,021.67	\$1,782.02	-\$358.71	\$101,444.98				
38230 - Record Preservation-Cty,DistClk	\$171,071.07	\$14,493.99	-\$14,526.63	\$171,038.43				
38300 - Child Abuse Prevention Fund	\$17,855.87	\$298.72	-\$129.64	\$18,024.95				
38310 - Family Protection Fund	\$9,861.97	\$3,709.06	-\$1,787.03	\$11,784.00				
38320 - Records Management-Dist. Clk.	\$71,919.74	\$8,834.88	-\$5,954.18	\$74,800.44				
38330 - Records Archive-District Clerk	\$82,254.02	\$9,823.06	-\$6,996.89	\$85,080.09				
38400 - JP Building Security Fund	\$52,223.58	\$27,935.78	-\$43,095.67	\$37,063.69				
38410 - Justice Court Technology Fund	\$384,910.12	\$14,179.48	-\$7,270.70	\$391,818.90				
38500 - Financial Security	\$359,389.94	\$27,038.15	-\$11,383.25	\$375,044.84				
38600 - LEOSE	\$128,383.57	\$0.00	\$0.00	\$128,383.57				
38710 - D A Hot Check Collection	\$10,608.66	\$1,322.33	-\$21.47	\$11,909.52				
38720 - D A Supplemental	\$5,798.64	\$2,006.70	-\$3,213.20	\$4,592.14				
38730 - D A Forfeiture, CCP Chapter 59	\$41,612.12	\$760.52	-\$10,684.85	\$31,687.80				
38810 - Voter Registration-Tax Office	-\$1,751.95	\$2,360.48	-\$4,887.08	-\$4,278.55				
38820 - Special Inv,Dealer Escrow-Tax	\$50,806.59	\$996.85	-\$667.43	\$50,936.01	\$30,647.25	\$61.31	\$0.00	\$30,708.56
38830 - Scofflaw Fees, TTC Sect 502.01	\$968.38	\$80.00	\$0.00	\$1,048.38				
38910 - Election Services Contract	\$185,532.48	\$4,500.00	\$0.00	\$190,032.48				
38920 - Elections - HAVA Equip. Rental	\$255,446.54	\$0.00	\$0.00	\$255,446.54				
39100 - Sheriff Contraband Forfeiture	\$341,124.75	\$0.00	-\$1,134.14	\$339,990.61				
39110 - Braz Cnty Narcotics Task Force	\$614,723.02	\$11,539.00	-\$15,638.29	\$610,623.73				
39120 - Sheriff Commissary Fund	\$404,533.26	\$141,757.64	-\$64,808.53	\$481,482.36				
39130 - Sheriff-Federal Forfeiture	\$120,823.80	\$18,463.78	-\$9,231.89	\$130,055.69				
39200 - Juvenile Case Manager Fund	\$8,573.65	\$230.39	-\$147.37	\$8,656.67				
39210 - CSCD-Bond Supervision	\$37,525.46	\$4,406.88	-\$6,399.80	\$35,532.54				
39300 - Reliant Energy CARE Program	\$22,904.96	\$977.55	-\$2,074.08	\$21,808.43				
39310 - UnitedWay-Emergency Assistance	\$1,748.09	\$0.00	\$0.00	\$1,748.09				
39390 - SETH-SE TX Housing Fln. Corp.	\$258.70	\$0.00	\$0.00	\$258.70				
39400 - Book Sale	\$9,455.61	\$0.00	\$0.00	\$9,455.61				
39410 - Library-Special Projects	\$224,826.94	\$456.56	-\$9,488.55	\$215,794.95				
39500 - SEP-Wastewater-EnvHlth-TCEQ	-\$15,926.78	\$0.00	\$0.00	-\$15,926.78				
39600 - SEP-Parks-TCEQ	\$11,844.00	\$0.00	\$0.00	\$11,844.00				
39610 - Parks Improvements								
39620 - Shoreline Rest. Task Force	\$41,884.24	\$0.00	\$0.00	\$41,884.24				
39630 - 2006 GoM Energy Security Act	\$649,183.12	\$0.00	-\$9,051.00	\$640,132.12				
39700 - Lateral Road Fund								
39710 - Road & Bridge, Ch 152, Tx Code	\$291.40	\$35,588.58	-\$35,879.98	\$0.00				
39720 - Special Projects	\$7,402.50	\$2,311,930.75	-\$2,319,333.25	\$0.00	\$0.00	\$216.13	-\$216.13	\$0.00
39764 - Riverside Est Spcl Assmt	\$40,123.57	\$1,265.86	\$0.00	\$41,389.43				
39765 - Briar Meadows AmyLn Ross Rd SA								
39800 - Law Library	\$48,056.80	\$46,514.10	-\$37,811.22	\$56,759.68	\$213,267.66	\$426.71	\$0.00	\$213,694.37
39900 - Mosquito Control District	\$226,952.09	\$131,087.78	-\$243,302.33	\$114,737.54	\$1,169,750.04	\$2,340.55	\$0.00	\$1,172,090.59
40000 - 2012 Gen Oblig Rfd (2003 CO)	\$26,530.66	\$877.73	\$0.00	\$27,408.39				
41000 - 2016 Limited Tax Rfd (2006 CO)	\$520,472.85	\$10,056.47	\$0.00	\$530,529.32	\$477,764.06	\$955.98	\$0.00	\$478,720.04

Fund	Cash				Investments			
	Opening GL Balance	GL Debit	GL Credit	GL Ending Balance	Opening GL Balance	GL Debit	GL Credit	GL Ending Balance
42000 - 2012 Cert of Oblig-I,S	\$335,558.38	\$20,514.36	-\$1,157.60	\$354,915.14				
42100 - 2018 Cert of Oblig-I,S	\$149,433.18	\$3,188.67	\$0.00	\$152,621.85				
43000 - Tax Notes, Series 2013 I&S	-\$142,727.96	\$26,125.18	\$0.00	-\$116,602.78				
44000 - Toll Road-SH288-I&S	\$5,665,321.34	\$207,095.42	-\$181,663.37	\$5,690,753.39				
45000 - Road Bonds-Mobility-I,S	\$537,498.43	\$12,993.20	-\$82.22	\$550,409.41	\$1,355,518.58	\$2,712.28	\$0.00	\$1,358,230.86
45100 - Mobility-BuildAmerica-I,S	-\$1,154,590.73	\$0.00	\$0.00	-\$1,154,590.73				
46000 - Sheriff, Det Complex-I,S	\$1.41	\$0.00	-\$1.41	\$0.00				
51000 - 2006 Certificate of Obligation								
52000 - 2012 Cert of Oblig,C,M	-\$87,551.18	\$0.00	-\$25,512.21	-\$113,063.39	\$557,826.94	\$1,185.49	\$0.00	\$559,012.43
52100 - 2018 Cert of Oblig,C,M	-\$50,770.87	\$0.00	\$0.00	-\$50,770.87	\$8,005,204.67	\$16,017.77	\$0.00	\$8,021,222.44
53000 - Tax Notes, Series 2013 C&M								
54000 - Toll Road-SH288-C & M	\$3,809,423.66	\$2,091.56	-\$139,455.61	\$3,672,059.61	\$34,826,490.53	\$72,897.03	\$0.00	\$34,899,387.56
55000 - Mobility Plan	\$607,606.89	\$0.00	\$0.00	\$607,606.89				
55100 - Mobility-BuildAmericaBonds								
57000 - Hwy 6 ROW Acquisition-C,M	\$109.44	\$0.00	\$0.00	\$109.44				
57200 - Ring of Honor	\$49,684.87	\$470.00	\$0.00	\$50,154.87				
60500 - Airport Operating	-\$739,043.29	\$609,321.91	-\$576,920.89	-\$706,642.27				
61000 - BCTRA O&M SH288	\$9,180.49	\$100,096.35	-\$10,000.00	\$99,276.84				
61100 - Braz Cnty Toll Rd-Preliminary	-\$559,641.28	\$0.00	-\$16,592.58	-\$576,233.86				
64000 - BCTRA FM518 PEDC-SH288	\$2,625,377.83	\$65,481.44	-\$61,199.00	\$2,629,660.27				
64100 - BCTRA Contributions-SH288	\$40,783.04	\$43.81	\$0.00	\$40,826.85	\$15,433,299.59	\$31,778.97	\$0.00	\$15,465,078.56
64200 - BCTRA FM518 TXDOT-SH288	-\$483,707.86	\$48,381.75	-\$57.28	-\$435,383.39				
71000 - Health Care Benefits	\$1,826,109.62	\$2,510,629.90	-\$1,453,984.87	\$2,882,754.65				
72000 - Employee Health Clinic	-\$34,724.16	\$57,995.28	-\$51,076.48	-\$27,805.36				
73000 - Insurance Reserve	\$405,608.79	\$0.00	-\$8,500.00	\$397,108.79	\$879,795.98	\$1,760.40	\$0.00	\$881,556.38
81000 - B Cnty Groundwatr Conserv Dist	\$1,538,264.29	\$51,321.36	-\$74,295.02	\$1,515,290.63				
81010 - BC Industrial Development Corp	\$2,534.80	\$0.00	\$0.00	\$2,534.80				
81100 - Braz Cnty Toll Road Authority								
81200 - BrazCntyFreshwaterSupplyDist2								
81500 - CSCD-Sub Abuse-Outpatient-DP	\$70,018.15	\$19,710.27	-\$52,833.22	\$36,895.20				
81600 - CSCD-TAIP Treatment Alter.	\$30,000.08	\$0.00	-\$10,800.00	\$19,200.08				
81700 - CSCD-Mental Health Caseloads	\$7,828.76	\$14,538.24	-\$24,221.76	-\$1,854.76				
81800 - CSCD-Supervision Program	\$1,524,950.30	\$778,043.86	-\$907,046.17	\$1,395,947.99				
81850 - CSCD-Evidence Based Assessment								
81900 - CSCD-Comm Corr-Op Hab Caseload	\$51,651.76	\$15,846.66	-\$26,401.33	\$41,097.09				
82000 - CSCD-Comm Corr-Life								
82100 - CSCD-Comm Corr-Sex Offender	\$49,638.48	\$21,668.77	-\$35,630.55	\$35,676.70				
82200 - CSCD-Comm Corr-Substance Abuse	\$49,828.54	\$14,889.62	-\$24,805.83	\$39,912.33				
82300 - CSCD-Operation Habilitation DP	\$11,738.13	\$7,492.21	-\$20,991.57	-\$1,761.23				
82400 - CSCD-New Caseload Reduction-DP								
88000 - Trust & Agency								
88200 - Brazos Mall								
88300 - SH288 @ CR 56 Overpass								
89000 - Historical Commission	\$1,449.16	\$0.00	\$0.00	\$1,449.16	\$14,125.37	\$28.28	\$0.00	\$14,153.65

**BRAZORIA COUNTY
PORTFOLIO REPORT
April 2019**

Current Date: 4/30/2019

Fund	Description	Type	CUSIP	Coupon	Settle Date	Maturity Date	Next Call Date	Par Value	Purch Price	Purch Cost	Book Value	Mkt Price	Mkt Value	Days to Mat	YTM	Interest Earned
10000	FNMA	Agency	3136G3RM9	1.400	06/21/16	06/21/19	Bullet	2,000,000.00	100.000	2,000,000.00	2,000,000.00	0.9985	1,997,000.00	52	1.400	
10000	FNMA	Agency	3135G0N25	1.250	07/26/16	07/26/19	Bullet	2,000,000.00	100.000	2,000,000.00	2,000,000.00	0.9971	1,994,200.00	87	1.250	
10000	FHLB	Agency	3130A8RQ8	1.200	07/26/16	07/26/19	Continual	2,000,000.00	100.000	2,000,000.00	2,000,000.00	0.9968	1,993,600.00	87	1.200	
10000	FHLB	Agency	3130A9NJ6	1.200	10/11/16	10/11/19	Continual	2,000,000.00	100.000	2,000,000.00	2,000,000.00	0.9941	1,988,200.00	164	1.200	12,000.00
10000	FHLB	Agency	3134GAYY4	1.500	12/30/16	12/30/19	06/30/19	2,000,000.00	100.000	2,000,000.00	2,000,000.00	0.9932	1,986,400.00	244	1.500	
10000	FFCB	Agency	3133EG3E3	1.720	01/06/17	01/06/20	Continual	2,000,000.00	100.000	2,000,000.00	2,000,000.00	0.9945	1,989,000.00	251	1.720	
10000	FHLMC	Agency	3134GBZE5	1.850	07/24/17	07/24/20	07/24/19	2,000,000.00	100.000	2,000,000.00	2,000,000.00	0.9924	1,984,800.00	451	1.850	
10000	FHLB	Agency	3130AG5X9	2.520	04/06/19	10/09/20	10/09/19	2,000,000.00	100.000	2,000,000.00	2,000,000.00	1.0000	2,000,000.00	528	2.520	
997	TexPool	LGIP		2.434				75,303,954.24	100.000	75,303,954.24	75,303,954.24	100.00	75,303,954.24	1	2.434	159,285.63
998	Texas Class	LGIP		2.580				63,533,117.24	100.000	63,533,117.24	63,533,117.24	100.00	63,533,117.24	1	2.580	134,732.79
999	Depository	Cash		1.340				43,198,728.39	100.000	43,198,728.39	43,198,728.39	100.00	43,198,728.39	1	1.340	43,244.31
									198,035,799.87	198,035,799.87	198,035,799.87	198,035,799.87	197,968,999.87	20	2.173	349,262.73

This report is presented in accordance with the Texas Government Code Title 10 Section 2256.023 and complies with the Investment Strategy of Brazoria County's Investment Policy and I certify that to the best of my knowledge the above is true and correct.


Cathy Campbell, C&T, CIO

Brazoria County Treasurer

BRAZORIA COUNTY
Investment Data Summary
April 2019

Type Breakdown:	Book Value	Percent	Wtd Avg Mat	Wtd Avg Yield
LGIP	138,837,071.48	70.11%	1	2.501
Agency	16,000,000.00	8.08%	233	1.580
Cash	43,198,728.39	21.81%	1	1.340
	198,035,799.87	100.00%	20	2.173

Issuer Breakdown:	Book Value	Percent	Wtd Avg Mat	Wtd Avg Yield
FNMA	4,000,000.00	2.02%	70	1.325
FHLB	8,000,000.00	4.04%	256	1.605
FHLMC	2,000,000.00	1.01%	451	1.850
-	-			
FFCB	2,000,000.00	1.01%	251	1.720
-	-			
TexPool	75,303,954.24	38.03%	1	2.434
Texas Class	63,533,117.24	32.08%	1	2.580
Depository	43,198,728.39	21.81%	1	1.340
	198,035,799.87	100.00%	20	2.173

Fund Breakdown:	Book Value	Percent	Wtd Avg Mat	Wtd Avg Yield
10000	16,000,000.00	8.08%	233	1.580
20500	-			
997	75,303,954.24	38.03%	1	2.434
998	63,533,117.24	32.08%	1	2.580
999	43,198,728.39	21.81%	1	1.340
	198,035,799.87	100.00%	20	2.173

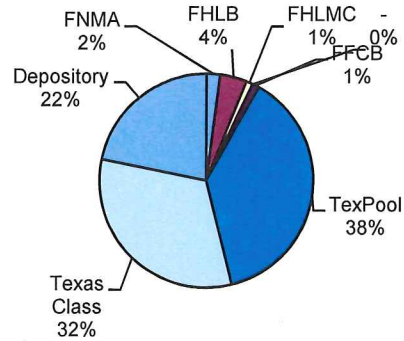
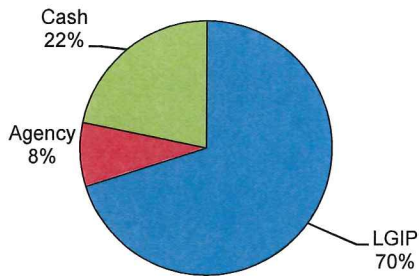
Maturity Breakdown:	Book Value	Percent
Less Than 90 Days	188,035,799.87	94.95%
90 to 180 Days	2,000,000.00	1.01%
181 to 365 Days	4,000,000.00	2.02%
More Than 365 Days	4,000,000.00	2.02%
	198,035,799.87	100.00%

BRAZORIA COUNTY
Investment Summary Report
For the Period Ending 04/30/2019

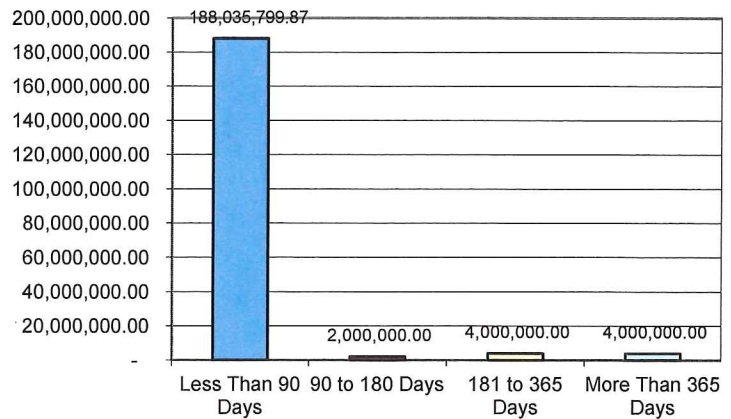

Total Portfolio Summary			
	Current Month 04/30/19	Prior Month 3/31/2018	Change From Prior
Book Value	198,035,799.87	206,795,219.28	(8,759,419.41)
Market Value	197,968,999.87	206,713,499.28	(8,744,499.41)
Market Value%	99.97%	99.96%	0.01%
Weighted Average Maturity - Days	20 days	16 days	4
Weighted Average Yield	2.173%	2.20%	-0.03%

Portfolio Composition by Fund			
Fund Name	4/30/2019 Book Value	Wtd Avg Yield	Wtd Avg Maturity
10000	16,000,000.00	1.580%	233
20500	-		0
997	75,303,954.24	2.434%	1
998	63,533,117.24	2.580%	1
999	43,198,728.39	1.340%	1
TOTALS:	198,035,799.87	2.173%	20 days

Portfolio Composition by Security Type	Portfolio Composition by Issuer
--	---------------------------------



Maturity Distribution



Monthly Interest Earned for Fiscal Year 2019

	Oct	Nov	Dec	1st Qtr	Jan	Feb	Mar	2nd Qtr	April	May	June	3rd Qtr	July	August	Sept	4th Qtr	Ann Earned
BANK	54,911.28	66,265.07	61,611.90	182,788.25	52,828.98	46,287.72	54,757.15	153,873.85	43,244.31			43,244.31				0.00	379,906.41
TEXPOOL	70,248.42	72,618.64	116,986.71	259,853.77	152,127.20	168,118.10	179,654.90	499,900.20	159,285.63			159,285.63				0.00	919,039.60
Texas Class	104,923.52	105,311.97	112,646.33	322,881.82	118,278.83	123,349.51	140,442.79	382,071.13	134,732.79			134,732.79				0.00	839,685.74
Agencies	33,100.00	0.00	29,000.00	62,100.00	60,200.00	0.00	33,000.00	93,200.00	12,000.00			12,000.00				0.00	167,300.00
Total Per Mo.	263,183.22	244,195.68	320,244.94	827,623.84	383,435.01	337,755.33	407,854.84	1,129,045.18	349,262.73	0.00	0.00	349,262.73	0.00	0.00	0.00	0.00	2,305,931.75

I certify that to the best of my knowledge the above is true and correct.

Cathy Campbell

Cathy Campbell, CCT, CIO
Brazoria County Treasurer

ANNOUNCEMENTS

We welcome the following entities who joined TexPool in April 2019:

- TexPool**
Wilson County ESD 1
Comal County ESD 2
Fort Bend County MUD 192
Harris County ESD 13
City of Sandy Oaks
Kaufman County FWSO IB
Harris County MUD 438
Coppers Cove Economic Development Corporation
Harris County MUD 319

TexPool Prime

- Galveston County Emergency Communication District
Stockdale ISD
Wilson County ESD 1
Cockfield ISD
City of Forest Hill

Upcoming Events

- May 07, 2019 – May 10, 2019, Renaissance Austin Hotel, Austin
TACA 2019 Institute
Jun 13, 2019 – Jun 15, 2019, Fort Worth Convention Center, Fort Worth
AWBD Annual Conference
Jun 17, 2019 – Jun 19, 2019, Allen TASBO Summer Conference

TexPool Advisory Board Members

- Jerry Dale
Daryl L. Anderson
Patrick Kitchcock
Bekinda Weaver
Deborah Lautermilk
Overseen by the State of Texas Comptroller of Public Accounts Glenn Hegar.
Operated under the supervision of the Texas Treasury Safeguarding Trust Company

Economic and Market Commentary: Investors also must be patient

May 1, 2019

As the saying goes, "If there is a gap, something will fill it." So it is that the lack of market-moving economic data lately has led to a ridiculous level of scrutinizing Fed speak. Even before investors and analysts brought out their magnifying glasses to scan the May Federal Open Market Committee (FOMC) statement with no action on rates, people have been over-thinking things.

There is no question Chair Jerome Powell had much to explain after the last two FOMC meetings, when the Fed all but did a U-turn. Policymakers who last fall were projecting multiple rate hikes in 2019 started forecasting one or none only a few months later. But with the indication—confirmed again in the statement—that they will pause until the economy shows signs of strengthening or weakening, there isn't much to uncover. But the markets are searching anyway, and little actions get turned into big reactions if a Fed official says something slightly different from the party line.

Investors are, of course, just looking for guidance. The path of rates was somewhat predictable both in the extended period of near-zero rates and the recent time of gradually rising rates. Many see today's "patient" Fed as perplexed, and that can spook investors. They didn't get any new direction in the May meeting, as the Fed kept the target range at 2.25-2.5% and used that "patient" word again. The only item of note was

(continued page 6)

Performance as of April 30, 2019	
TexPool	TexPool Prime
Current Invested Balance	\$22,482,386,910.62
Weighted Average Maturity**	34
Weighted Average Life**	96
Net Asset Value	1.00000
Total Number of Participants	2556
Management Fee on Invested Balance	0.0450%
Interest Distributed	\$45,660,150.63
Management Fee Collected	\$774,228.64
Standard & Poor's Current Rating	AAAAM
Month Averages	
Average Invested Balance	\$22,846,182,588.00
Average Monthly Rate*	2.43%
Average Weighted Average Maturity**	31
Average Weighted Average Life**	95
	46
	67

*This average monthly rate for TexPool Prime for each date may reflect a waiver of some portion or all of each of the management fees.
**See page 2 for definitions.
Past performance is no guarantee of future results.

Managed and Serviced by **Federated**
G35884-34 (5/19)

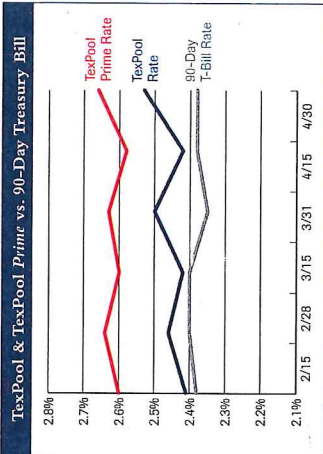
TexPool Participant Services
1001 Texas Avenue, Suite 1400 • Houston, TX 77002
Phone: 1-866-TEXPOOL (839-7665) • Fax: 1-866-839-3591 • TexPool.com

MS. CATHY CAMPBELL
BRAZORIA COUNTY
111 E LOCUST ST STE 305
ANGLETON TX 77515-4677
1300



TB P1

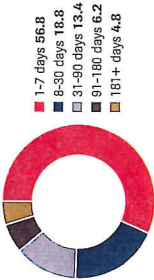
that the Fed addressed the recent development in which the fed funds effective rate has continued to move higher to the point of being above the interest it pays on excess reserves (IOER). In order to enhance its ability to control the fed funds rate, the Fed lowered the interest it pays on IOER by 5 basis points to 2.35%. This action has no broader monetary policy implications. One-, 3- and 6-month Treasuries ended April at 2.42%, 2.42% and 2.45%, respectively. London interbank offered rates (Libor) finished the month at 2.48%, 2.58% and 2.61%, respectively. The weighted average maturity (WAM) at month-end was 34 days for TexPool and 40 days for TexPool Prime.



90-Day Treasury Bill is a short-term debt instrument backed by the national government. These are used to collect immediate cash to meet outstanding obligations.
Any private investor can invest in a Treasury bill. The 90-Day Treasury Bill is a weighted average rate of the weekly auctions of 90-Day Treasury Bills.
Past performance is no guarantee of future results.

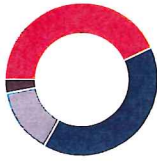
Portfolio by Maturity (%)

As of April 30, 2019



Portfolio by Type of Investment (%)

As of April 30, 2019



Portfolio Asset Summary as of April 30, 2019

	Book Value	Market Value
Uninvested Balance	-901,726.45	-901,726.45
Receivable for Investments Sold	0.00	0.00
Accrual of Interest Income	24,992,963.10	24,992,963.10
Interest and Management Fees Payable	-45,672,477.14	-45,672,477.14
Payable for Investments Purchased	0.00	0.00
Accrued Expenses & Taxes	-26,208.86	-26,208.86
Repurchase Agreements	8,991,115,000.00	8,991,115,000.00
Mutual Fund Investments	660,074,000.00	660,074,000.00
Government Securities	9,679,690,418.21	9,679,074,427.59
U.S. Treasury Inflation Protected Securities	884,919,309.27	865,287,819.29
US Treasury Bills	844,865,756.95	844,306,470.43
US Treasury Notes	1,423,331,876.54	1,423,553,019.73
Total	\$22,462,388,910.62	\$22,462,403,237.69

Market value of collateral supporting the Repurchase Agreements is at least 102% of the Book Value. The portfolio is managed by Federated Investment Counseling and the assets are safe held in a separate custodial account at State Street Bank in the name of TexPool. The only source of payment to the Participants is the assets of TexPool. There is no secondary source of payment for the pool such as insurance or State guarantees. Should you require a copy of the portfolio, please contact TexPool Participant Services.

Participant Summary

	Number of Participants	Balance
School District	595	\$7,740,222,928.26
Higher Education	59	\$965,681,672.88
Healthcare	84	\$976,959,813.04
Utility District	811	\$2,963,079,130.38
City	471	\$5,156,268,803.76
County	186	\$2,513,958,722.98
Other	350	\$2,142,881,086.76

**Definition of Weighted Average Maturity and Weighted Average Life

WAM is the mean average of the periods of time remaining until the securities held in TexPool (e) are scheduled to be repaid, (f) would be repaid upon a demand by TexPool, or (g) are scheduled to have their interest rate redetermined to reflect current market rates. Securities with adjustable rates payable upon demand are treated as maturing on the earlier of the two dates set forth in (f) and (g) if their scheduled maturity is 397 days or less, and the later of the two dates set forth in (f) and (g) if their scheduled maturity is more than 397 days. The mean is weighted based on the percentage of the amortized cost of the portfolio invested in each period.

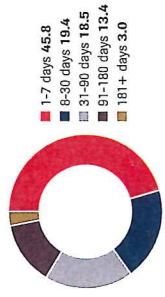
WAL is calculated in the same manner as WAM, but is based only on the periods of time remaining until the securities held in TexPool (e) are scheduled to be repaid or (f) would be repaid upon a demand by TexPool, without reference to when interest rates of securities within TexPool are scheduled to be redetermined.

Daily Summary

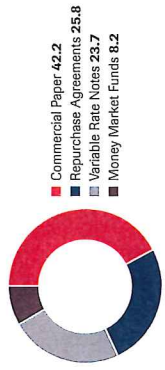
Date	Money Mkt. Fmd/ Eqm. (FSG Sid)	Dividend Factor	TexPool Invested Balance	NAV	WAM Days	WAL Days
4/1	2.4722%	0.000067782	\$23,000,819,083.00	0.99997	27	87
4/2	2.4451%	0.000066990	\$23,104,959,967.35	0.99998	27	82
4/3	2.4263%	0.000066475	\$23,066,153,486.57	0.99998	29	94
4/4	2.4269%	0.000066490	\$22,940,056,287.48	0.99999	28	93
4/5	2.4302%	0.000066581	\$22,844,419,672.79	0.99998	28	95
4/6	2.4302%	0.000066581	\$22,844,419,672.79	0.99999	28	95
4/7	2.4302%	0.000066581	\$22,844,419,672.79	0.99999	28	95
4/8	2.4273%	0.000066502	\$22,838,895,381.15	0.99998	26	94
4/9	2.4259%	0.000066464	\$22,843,510,759.98	0.99999	27	93
4/10	2.4189%	0.000066296	\$23,029,867,098.15	1.00000	27	94
4/11	2.4180%	0.000066246	\$22,933,880,883.29	1.00000	28	95
4/12	2.4155%	0.000066178	\$22,961,068,508.22	0.99999	29	96
4/13	2.4155%	0.000066178	\$22,961,068,508.22	0.99999	29	96
4/14	2.4155%	0.000066178	\$22,961,068,508.22	0.99999	29	96
4/15	2.4245%	0.000066425	\$22,941,192,610.42	0.99999	28	94
4/16	2.4220%	0.000066355	\$22,943,976,326.29	0.99999	30	95
4/17	2.4389%	0.000066820	\$22,943,976,326.29	0.99999	31	95
4/18	2.4429%	0.000066929	\$22,784,699,897.96	0.99999	30	95
4/19	2.4429%	0.000066929	\$22,784,699,897.96	0.99999	33	98
4/20	2.4429%	0.000066929	\$22,784,699,897.96	0.99999	33	98
4/21	2.4429%	0.000066929	\$22,784,699,897.96	0.99999	33	98
4/22	2.4322%	0.000066536	\$22,737,673,325.93	0.99998	32	96
4/23	2.4351%	0.000066716	\$22,676,115,623.39	0.99999	34	96
4/24	2.4191%	0.000066276	\$22,695,571,790.28	0.99999	34	97
4/25	2.4194%	0.000066286	\$22,810,172,837.83	1.00000	34	96
4/26	2.4340%	0.000066665	\$22,768,120,674.01	1.00000	34	97
4/27	2.4340%	0.000066665	\$22,768,120,674.01	1.00000	34	97
4/28	2.4340%	0.000066665	\$22,768,120,674.01	1.00000	34	97
4/29	2.4383%	0.000066829	\$22,617,502,326.99	1.00000	34	95
4/30	2.5306%	0.000069332	\$22,462,388,910.62	1.00000	34	96
Average:	2.4344%	0.000066687	\$22,848,182,588.00	.99999	31	95

TEXPOOL PRIME

Portfolio by Maturity (%)
As of April 30, 2019



Portfolio by Type of Investment (%)
As of April 30, 2019



Portfolio Asset Summary as of April 30, 2019

	Book Value	Market Value
Uninvested Balance	-1,074,500.28	-1,074,500.28
Receivable for Investments Sold	0.00	0.00
Accrued Interest Income	3,964,093.28	3,964,093.28
Interest and Management Fees Payable	-14,806,653.22	-14,806,653.22
Payable for Investments Purchased	0.00	0.00
Accrued Expenses & Taxes	-9,396.69	-9,396.69
Repurchase Agreements	1,793,305,000.00	1,793,305,000.00
Commercial Paper	2,934,945,806.89	2,934,945,806.89
Bank Instruments	0.00	0.00
Mutual Fund Investments	572,127,270.28	572,052,003.75
Government Securities	0.00	0.00
Variable Rate Notes	1,647,497,638.42	1,647,991,342.11
Total	\$6,936,008,061.51	\$6,936,367,605.84

Market value of collateral supporting the Repurchase Agreements is at least 102% of the Book Value. The portfolio is managed by Federated Investments. Commingling and the assets are safe kept in a separate custodial account at State Street Bank in the name of TexPool Prime. The assets of TexPool Prime are not subject to payment in the Participants. There is no secondary source of payment for the pool such as insurance or State guarantee. Should you require a copy of the portfolio, please contact TexPool Participant Services.

Participant Summary

	Number of Participants	Balance
School District	123	\$2,856,128,564.15
Higher Education	18	\$873,267,854.78
Healthcare	16	\$423,097,328.80
Utility District	35	\$330,336,106.42
City	77	\$1,049,849,230.83
County	39	\$637,803,536.86
Other	73	\$963,476,615.38

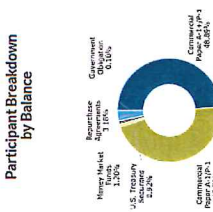
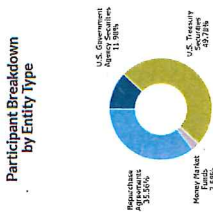

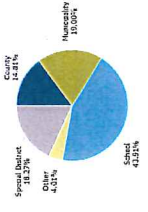
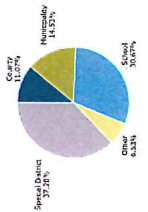
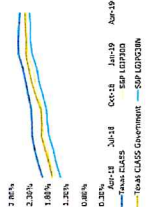
TEXPOOL PRIME

Daily Summary

Date	Money Mkt. Fund Equiv. (SEC-Stub)	Dividend Factor	TexPool Prime Invested Balance	NAV	WAM (Days)	WAL (Days)
4/1	2.5926%	0.000071030	\$7,123,731,826.80	1.00006	42	68
4/2	2.5951%	0.000071089	\$7,093,796,263.36	1.00006	42	68
4/3	2.5933%	0.000070939	\$7,098,567,365.14	1.00006	47	72
4/4	2.5938%	0.000070790	\$7,106,290,822.48	1.00005	47	71
4/5	2.5858%	0.000070844	\$7,057,929,518.58	0.99998	49	72
4/6	2.5858%	0.000070844	\$7,057,929,518.58	0.99998	49	72
4/7	2.5858%	0.000070844	\$7,057,929,518.58	0.99998	49	72
4/8	2.5893%	0.000070881	\$7,050,756,759.80	1.00005	48	71
4/9	2.5866%	0.000070867	\$7,032,147,605.86	1.00005	48	71
4/10	2.5798%	0.000070679	\$7,026,857,418.42	1.00005	48	70
4/11	2.5717%	0.000070458	\$7,009,983,911.21	1.00005	48	70
4/12	2.5701%	0.000070413	\$6,994,837,397.02	0.99999	48	70
4/13	2.5701%	0.000070413	\$6,994,837,397.02	0.99999	48	70
4/14	2.5701%	0.000070413	\$6,994,837,397.02	0.99999	48	70
4/15	2.5763%	0.000070553	\$7,052,299,694.81	1.00005	46	67
4/16	2.5740%	0.000070520	\$7,095,503,406.66	1.00005	46	67
4/17	2.5839%	0.000070815	\$7,064,329,014.54	1.00005	46	68
4/18	2.5847%	0.000070815	\$6,871,736,201.84	0.99995	47	68
4/19	2.5847%	0.000070815	\$6,871,736,201.84	0.99995	47	68
4/20	2.5847%	0.000070815	\$6,871,736,201.84	0.99995	47	68
4/21	2.5847%	0.000070815	\$6,871,736,201.84	0.99995	47	68
4/22	2.5768%	0.000070599	\$6,895,263,264.02	1.00005	44	64
4/23	2.5795%	0.000070672	\$6,894,809,254.58	1.00005	43	63
4/24	2.5719%	0.000070463	\$6,895,527,774.85	1.00005	43	63
4/25	2.5714%	0.000070450	\$6,893,380,744.87	1.00006	42	62
4/26	2.5824%	0.000070751	\$6,905,942,027.89	1.00000	43	63
4/27	2.5824%	0.000070751	\$6,905,942,027.89	1.00000	43	63
4/28	2.5824%	0.000070751	\$6,905,942,027.89	1.00000	43	63
4/29	2.5888%	0.000070921	\$6,916,726,175.10	1.00006	41	62
4/30	2.6039%	0.000072885	\$6,935,008,061.51	1.00006	40	61
Average:	2.5835%	0.000070781	\$7,008,498,829.07	1.00002	46	67

Texas CLASS Portfolio Characteristics

The following information is provided in accordance with Texas Statute 2254.0024, As of April 30, 2019:



Texas CLASS Government Portfolio Breakdown

Texas CLASS Government Portfolio Breakdown

Month End	Average Yield	Month Ending Assets	Share Balance	Market Value	Amortized Cost	NAV	WAM	WAM	WAM
							Reset	Final	Final
Feb-19	2.63%	\$10,850,399,542	\$10,850,370,339	\$10,874,392,079	\$10,874,943,073	1.00	50	50	74
Mar-19	2.61%	\$10,958,173,453	\$10,983,608,071	\$10,979,632,842	\$10,983,139,049	1.00	44	44	69
Apr-19	2.58%	\$10,698,896,368	\$10,699,364,227	\$10,644,981,754	\$10,645,451,055	1.00	44	44	71

---Average monthly yield ---As of the end of the last day of the month

Texas CLASS Government Prior Month Comparison

Month End	Average Yield	Month Ending Assets	Share Balance	Market Value	Amortized Cost	NAV	WAM	WAM	WAM
							Reset	Final	Final
Feb-19	2.41%	\$558,414,133	\$558,424,077	\$558,126,614	\$558,136,778	1.00	40	40	72
Mar-19	2.46%	\$578,828,851	\$578,861,656	\$578,567,768	\$578,589,573	1.00	52	52	78
Apr-19	2.46%	\$625,745,746	\$625,744,419	\$625,549,322	\$625,570,195	1.00	43	43	63

---Average monthly yield ---As of the end of the last day of the month

Fund Highlights as of April 30, 2019 (Unaudited)

For the month of April 2019, the Program Administrator accrued fees of \$827,004.50 and had average shares outstanding of 10,648,664.95221 for Texas CLASS. For Texas CLASS Government, the Program Administrator accrued fees of \$7,433.09 and had average shares outstanding of 601,320,009.15. The fees for both Texas CLASS and Texas CLASS Government are accrued on a daily basis by multiplying the investment property value by the applicable fee rate, and divided by 365 or 366 days in the event of a leap year. The investment property value shall be based on the current day's share outstanding. For valuations days and holidays, the shares outstanding for the previous business day shall be used for the calculation of fees. The applicable fee rate is located in Exhibit F of the English Amended and Restated Trust Agreement. For the month of April 2019, the fees for Texas CLASS Government was 1 basis point.

- Both funds are rated 'AAA' by S&P Global Ratings.
- Net Asset Value for both funds from April 1 to April 30, 2019 is equal to \$1.00.
- The final maturity dates of all securities were less than one year.
- The custodian bank for Texas CLASS is Wells Fargo Bank, N.A.
- Total number of Participants is 750.
- There are currently no investments that have a stated maturity greater than one year.
- The portfolio manager for Texas CLASS are Randy Palomba, CFA, and Neil Waud, CFA.
- All sources of payment are the underlying assets of the local government investment pool at market value.
- The English Amended and Restated Trust Agreement was adopted by the Board of Trustees on April 8, 2019. You can access your copy of the English Amended and Restated Trust Agreement by [clicking here](#).

Board of Trustees

Advisory Board

Texas CLASS is supervised by a Board of Trustees (the Board) who are elected by the Participants. The Board supervises the Trust and its affairs and acts as the liaison between the Participant, the Custodian, and the Program Administrator. The Board administers the affairs of the Trust and enters into contracts and agreements on behalf of the Trust in order to effectuate the terms of the Trust Agreement. It also selects the consultants for Texas CLASS, including the Program Administrator and the Custodian, subject to the terms of the Trust Agreement.

The Board is selected at the annual meetings of the Participants. Any representative may be re-elected as a Trustee. The number of Trustees to be selected shall be determined by the Participants at such meeting and shall be an odd number of three or more. Currently, the Board of Trustees consists of the following members, each serving two-year staggered terms:

Mr. Steve Williams,
Chairman
Asst. City Administrator/CFO
City of Conroe
Term Expires 2021
[View Bio](#)

Ms. Amy Perez
Director of Financial Management
Harris County
Term Expires 2021
[View Bio](#)

Ms. Monika Arris
Director of Budget & Finance
Coffin County
Term Expires 2020
[View Bio](#)

Mr. Mike Hagar
Asst. Supt. of Business & Finance
Alamo Heights ISD
Term Expires 2020
[View Bio](#)

Ms. Cindy Yeatts Brown
Treasurer
DeWitt County
Term Expires 2021
[View Bio](#)

Ms. Heather Hurlbert
Director of Finance
City of San Marcos
Term Expires 2020
[View Bio](#)

Mr. Rodney Rhoades
Deputy Director - Admin. Services
North Texas Municipal Water Dist.
Term Expires 2021

Texas Class Government Rates April 2019

Date	Daily Rate (%)	YTD Yield (%)	7-Day Yield (%)	WAM Days to Reset	WAM Days to Final	Daily Dividend	Net Asset Value (NAV)
4/30/2019	2.455	2.427	2.442	43	63	0.000067263014	0.99998982
4/29/2019	2.445	2.427	2.441	44	64	0.000066989040	1.00000357
4/28/2019	2.435	2.426	2.442	45	66	0.000066715068	0.99993954
4/27/2019	2.435	2.426	2.445	45	66	0.000066715068	0.99993954
4/26/2019	2.435	2.426	2.448	45	66	0.000066715068	0.99993954
4/25/2019	2.435	2.426	2.451	45	67	0.000066715066	1.00000776
4/24/2019	2.435	2.426	2.454	45	66	0.000067263010	0.9999801
4/23/2019	2.445	2.426	2.451	45	67	0.000066989046	0.99999497
4/22/2019	2.455	2.426	2.449	45	67	0.000067263021	0.99998988
4/21/2019	2.455	2.425	2.447	48	70	0.000067263015	0.99990341
4/20/2019	2.455	2.425	2.444	48	70	0.000067263015	0.99990341
4/19/2019	2.455	2.425	2.441	48	70	0.000067263015	0.99990341
4/18/2019	2.455	2.425	2.438	48	70	0.000067263015	0.99990341
4/17/2019	2.435	2.424	2.435	48	70	0.000066715063	0.9999785
4/16/2019	2.435	2.424	2.437	50	73	0.000066715076	1.00000905
4/15/2019	2.435	2.424	2.438	51	74	0.000066715067	1.00000005
4/14/2019	2.435	2.424	2.439	51	74	0.000066715066	0.99994183
4/13/2019	2.435	2.424	2.441	51	74	0.000066715066	0.99994183
4/12/2019	2.435	2.424	2.442	51	74	0.000066715066	0.99994183
4/11/2019	2.435	2.424	2.444	43	77	0.000066715062	1.00000777
4/10/2019	2.445	2.424	2.445	47	71	0.000066989040	1.00000493
4/9/2019	2.445	2.423	2.448	48	72	0.000066989049	0.99999961
4/8/2019	2.445	2.423	2.454	49	73	0.000066989044	1.00000306
4/7/2019	2.445	2.423	2.464	48	73	0.000066989043	0.99993838
4/6/2019	2.445	2.423	2.467	48	73	0.000066989043	0.99993838
4/5/2019	2.445	2.422	2.469	48	73	0.000066989043	0.99993838
4/4/2019	2.445	2.422	2.472	48	73	0.000066989042	1.00000916
4/3/2019	2.465	2.422	2.472	49	74	0.000067536990	1.00001228
4/2/2019	2.485	2.422	2.468	49	75	0.000068084927	1.00001200
4/1/2019	2.515	2.421	2.458	50	75	0.000068084927	1.00000808

Texas Class Rates April 2019

Date	Daily Rate (%)	YTD Yield (%)	7-Day Yield (%)	WAM Days to Reset	WAM Days to Final	Daily Dividend	Net Asset Value (NAV)
4/30/2019	2.5751	2.6128	2.5751	44	71	0.000070550685	0.99995608
4/29/2019	2.5751	2.6131	2.5764	45	71	0.000070550685	0.99995477
4/28/2019	2.5758	2.6135	2.5764	47	73	0.000070569759	0.99985339
4/27/2019	2.5758	2.6138	2.5763	47	73	0.000070569759	0.99985339
4/26/2019	2.5758	2.6141	2.5762	47	73	0.000070569759	0.99985339
4/25/2019	2.5751	2.6144	2.5761	47	73	0.000070550685	0.99995441
4/24/2019	2.5758	2.6148	2.5761	47	73	0.000070550685	0.99995355
4/23/2019	2.5816	2.6151	2.5760	47	74	0.000070550685	0.99995394
4/22/2019	2.5751	2.6154	2.5759	47	74	0.000070727913	0.99995386
4/21/2019	2.5751	2.6158	2.5773	51	77	0.000070550685	0.99980240
4/20/2019	2.5751	2.6162	2.5787	51	77	0.000070550685	0.99980240
4/19/2019	2.5751	2.6165	2.5802	51	77	0.000070550685	0.99980240
4/18/2019	2.5751	2.6169	2.5816	51	77	0.000070550685	0.99980240
4/17/2019	2.5804	2.6173	2.5831	51	78	0.000070550685	0.99995347
4/16/2019	2.5804	2.6177	2.5845	52	79	0.000070696268	0.99995324
4/15/2019	2.5851	2.6181	2.5852	52	78	0.000070824658	0.99995259
4/14/2019	2.5852	2.6184	2.5854	51	78	0.000070824658	0.99985020
4/13/2019	2.5852	2.6187	2.5868	51	78	0.000070824658	0.99985020
4/12/2019	2.5852	2.6190	2.5882	51	78	0.000070824658	0.99985020
4/11/2019	2.5851	2.6194	2.5896	50	77	0.000070824657	0.99995013
4/10/2019	2.5851	2.6197	2.5910	50	78	0.000070824658	0.99994940
4/9/2019	2.5851	2.6201	2.5924	50	77	0.000070824658	0.99994933
4/8/2019	2.5865	2.6204	2.5939	49	77	0.000070863498	0.99994987
4/7/2019	2.5951	2.6208	2.5955	49	79	0.000071098630	0.99985058
4/6/2019	2.5951	2.6210	2.5965	49	79	0.000071098630	0.99985058
4/5/2019	2.5951	2.6213	2.5975	49	79	0.000071098630	0.99985058
4/4/2019	2.5951	2.6216	2.5985	48	77	0.000071098630	0.99995033
4/3/2019	2.5951	2.6219	2.5991	47	77	0.000071098630	0.99995033
4/2/2019	2.5951	2.6222	2.5997	47	75	0.000071098630	0.99994745
4/1/2019	2.5978	2.6225	2.6004	45	69	0.000071171733	0.99994546