

**CERTIFIED COPY
BRAZORIA COUNTY COMMISSIONERS' COURT**

ORDER NO. 7.V.1

**RE: TREASURER'S MONTHLY REPORT AND
INVESTMENT REPORT FOR JUNE 2019
AND QUARTERLY INVESTMENT REPORT
FOR 3RD QUARTER FISCAL YEAR 2019**

Treasurer's Monthly Report and Investment Report for June 2019 and Quarterly Investment Report for 3rd quarter Fiscal Year 2019. This order and affidavit must be filed with the County Clerk. It is further requested a certified copy of this order be returned to the County Treasurer. This report will be published on the Brazoria County website.

RESULT:	PASSED [UNANIMOUS]
MOVER:	Stacy L. Adams, Commissioner
SECONDER:	David R. Linder, Commissioner
AYES:	Judge Sebesta, Commissioner Payne, Commissioner Cade, Commissioner Adams, Commissioner Linder

STATE OF TEXAS §

COUNTY OF BRAZORIA §

I, Joyce Hudman, Clerk County Court and Ex-Officio Clerk of the Commissioners' Court of Brazoria County, Texas, do hereby certify that the foregoing is a true and correct copy of that certain:

ORDER NO. 7.V.1

RE: TREASURER'S MONTHLY REPORT AND
INVESTMENT REPORT FOR JUNE 2019
AND QUARTERLY INVESTMENT REPORT
FOR 3RD QUARTER FISCAL YEAR 2019

as passed by the Commissioners' Court on the 13th day of AUGUST, A.D., 2019, Regular Session Term of Commissioners' Court and as the same appear(s) in the Commissioners' Court Records of Brazoria County, Texas.

GIVEN UNDER MY HAND AND SEAL OF OFFICE, this the 15th DAY OF AUGUST, A. D., 2019.

JOYCE HUDMAN, Clerk County Court
and Ex-Officio Member of the Commissioners'
Court of Brazoria County, Texas

By: _____

T. Reynolds, Deputy



CATHY CAMPBELL, CCT, CIO
BRAZORIA COUNTY TREASURER

111 E. Locust, Room 305 Angleton, Texas 77515-4654
979-864-1353 FAX 979-864-1680

Attached is the Monthly Treasurer's Report submitted by Cathy Campbell,
Brazoria County Treasurer for the month of JUNE 2019. This report is submitted
in compliance with the Local Government Code Sec. 114.026 and contains:

Commissioners' Court Affidavit: 114.026 (d)
Monies received and disbursed: 114.026 (a) (1)
Pledged Securities Management Report: 2257.021
Debts due to* and owed by the county: 114.026 (a) (2)
All other proceedings in the Treasurer's office: 114.026 (a) (3)
Brazoria County general ledger fund activity: 114.026 (c)

Brazoria County Investment Portfolio for June 2019: 2256.023

Brazoria County Investment Activity Report for 3rd Quarter Fiscal Year 2019: 2256.023

Note: debts due to the County are reported to the Court separately by collecting offices

"I CERTIFY THAT TO THE BEST OF MY KNOWLEDGE THE ATTACHED
REPORTS ARE TRUE AND CORRECT."

A handwritten signature in blue ink that reads "Cathy Campbell".

Cathy Campbell, CCT, CIO
Brazoria County Treasurer


MINUTES OF COUNTY FINANCES
TREASURER'S MONTHLY REPORT
AFFIDAVIT
COMMISSIONERS' COURT AUGUST 13, 2019

BEFORE ME, the undersigned authority, a Notary Public in and for Brazoria County, Texas, on this day personally appeared the Members of Brazoria County Commissioners' Court and who after being duly sworn upon their oaths do hereby state as follows:

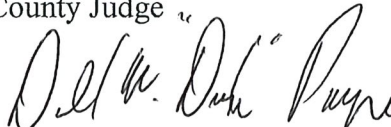
The requirements of Subsection (c) of the Texas Local Government Code §114.026 have been met and that we have reviewed and examined the Monthly Report of: **CATHY CAMPBELL**, Treasurer of Brazoria County, Texas for **JUNE 2019**.

Further, having taken reasonable steps to ensure its accuracy as presented, approve the report and enter this order into the minutes which state total cash and other assets in the custody of the County Treasurer at the time of the examination to be **\$198,900,840.41**.

The Treasurer's report and this affidavit will be published on the Brazoria County website.




L. M. "Matt" Sebesta, Jr.
County Judge




Donald W. "Dude" Payne
Commissioner Precinct 1



Ryan Cade
Commissioner Precinct 2



Stacy L. Adams
Commissioner Precinct 3




David R. Linder
Commissioner Precinct 4

SUBSCRIBED AND SWORN TO BEFORE ME THIS 13th DAY OF AUGUST, 2019.



Notary Public in and for Brazoria County, Texas
My Commission Expires: 10/22/20



BRAZORIA COUNTY Bank Account Activity and Interest Report for June 2019

Account	Ending Bank Balance 05/31/2019	Deposits and Other Credits Received	Checks and Other Debits Disbursed	Ending Bank Balance 06/30/2019	MONTHLY Interest Earned	Interest Rate
FIRST NATIONAL BANK OF LAKE JACKSON						
Tax Assessor/Collector GOVPAY Acct	877,840.04	889,270.06	(1,020,068.22)	747,041.88	480.97	1.20
Tax Assessor/Collector Veh Inventory Prop Tax	821,802.29	211,643.27	(54.37)	1,033,391.19	892.53	1.20
Payroll	1,890,261.74	8,950,712.51	(9,518,187.69)	1,322,786.56	1,799.36	1.20
Operating	17,900,553.53	19,937,381.67	(17,836,937.15)	20,000,998.05	18,073.20	1.20
Jury Fund	126,813.00	125.00	(20,799.00)	106,139.00	117.18	1.20
Tax Assessor/Collector Boat Sales Tax *	6,129.91	83,050.81	(84,397.95)	4,782.77	5.48	1.20
County Clerk Trust Fund	2,761,054.28	308,983.78	(453,163.85)	2,616,874.21	2,691.90	1.20
District Clerk Trust Fund	2,616,559.01	235,828.71	(672,191.50)	2,180,196.22	2,264.92	1.20
Tax Assessor/Collector Motor Vehicle Acct	1,630,659.02	6,995,821.09	(7,142,402.71)	1,484,077.40	1,545.23	1.20
Tax Assessor/Collector Boat Collections	70,208.34	69,688.10	(96,223.90)	43,672.54	26.93	1.20
Tax Assessor/Collector Sales Tax Account *	739,369.12	4,848,237.82	(4,873,986.56)	713,620.38	832.59	1.20
Sheriff Barber Shop Education Training Program *	72,581.05	171.89	(38.16)	72,714.78	72.16	1.20
Comptroller Direct Deposit	255,615.16	6,584,258.63	(6,717,549.40)	122,324.39	1,776.71	1.20
Sheriff's Dept Narcotic Unit-Operations	6,481.97	6,000.00	(8,648.30)	3,833.67	3.50	1.20
Comm. Super & Corrections Dept. Restitution Acct	123,463.65	42,640.34	(49,596.33)	116,507.66	126.75	1.20
District Atty Check Collection Account	14,210.88	5,547.11	(4,728.67)	15,029.32	13.53	1.20
Tax Assessor/Collector Tax Account	2,243,422.20	26,161,708.19	(16,463,977.43)	11,941,152.96	4,488.54	1.20
Employee Benefit Trust Fund *	2,161,534.01	1,706,833.27	(1,242,432.49)	2,625,934.79	2,348.54	1.20
Investment Acct	-	4,574,731.10	(4,574,731.10)	0.00	395.95	1.20
Credit Card Account	155,215.19	499,920.76	(452,182.88)	202,953.07	255.19	1.20
E-Filing / E-Recording	133,864.50	304,810.45	(352,244.25)	86,430.70	132.80	1.20
Parks Credit Card	34,127.08	49,205.57	(70,637.05)	12,695.60	25.45	1.20
Juvenile Restitution Account	3,795.53	1,719.38	(2,601.76)	2,913.15	3.67	1.20
TouchPay Credit Card	52,359.31	102,903.36	(130,404.24)	24,858.43	48.67	1.20
First National Bank of Lake Jackson Totals	34,697,920.81	82,571,192.87	(71,788,184.96)	45,480,928.72	38,421.75	
TOTAL Interest Earning Accounts EOM Balance				45,480,928.72	38,421.75	
Non-int bearing Accts at the bank: Sheriff, County and District Clerks Cash Bonds; TCDBG-IKE; Inmate Trusts; TCEQ and Bail Bond Sec				1,106,651.75		
				46,587,580.47		

This report is presented in accordance with The Texas Government Code Title 4 Sec. 114.026 (a)(1) and I certify that to the best of my knowledge the above is the true and correct cash balance remaining in the Treasurer's custody.



Cathy Campbell, CCT, CIO
Brazoria County Treasurer



CATHY CAMPBELL, CCT, CIO
BRAZORIA COUNTY TREASURER

111 E. Locust, Room 305 Angleton, Texas 77515-4654
979-864-1353 FAX 979-864-1680

Attached is a copy of the management reports for the securities that were pledged to Brazoria County by First National Bank of Lake Jackson and Wells Fargo Bank for the month of **June 2019**.

"I CERTIFY THAT TO THE BEST OF MY KNOWLEDGE THE ATTACHED REPORTS ARE TRUE AND CORRECT."

A handwritten signature in blue ink that reads "Cathy Campbell".

Cathy Campbell, CCT, CIO
Brazoria County Treasurer

Reportfolio

First National Bank of Lake Jackson, Lake Jackson, T
 Published: 6/28/2019 10:08:19 AM

Management Report
 Pledged To: BRAZORIA COUNTY

Date: 30-Jun-19
 Page: 18

Section V-C

Safekeeping

Location	Code	Cusip Trans#	Description Maturity	Prerefund	Pool Coupon	Moody StdPoor	Original Face	Pledged Original Face	Pledged Par Value	Pledged Book Value	Pledged Market Value
FHLB		3137FHJD6	FHR 4820 UP		3.500		\$2,500,000.00	\$2,500,000.00	\$2,348,571.38	\$2,361,890.26	\$2,416,433.12
		499170201808301	8/15/2048				100.00%				
			FEDERAL HOME LOAN BANK AFS								

22 CMOs - Fixed Rate

Total Pledged 130 To: BRC BRAZORIA COUNTY
 \$43,530,000.00 \$32,181,869.88 \$32,308,462.57 \$32,497,045.65
 \$311,384,512.00 \$73,889,203.98 \$74,651,064.28 \$75,143,780.21

\$0.00 Munis with Maturity Under 2 Years \$101,084.65 Other securities with Stated Maturity Under 2 Years
 \$0.00 Munis with Maturity Over 2 Years \$73,788,119.33 Other securities with Stated Maturity Over 2 Years

** If no data is shown, then there are no pledges for the current period.



Public Funds Collateral Unit
 333 Market St 15th Floor
 San Francisco, CA 94105-
 Phone: 1-877-479-6603
 publicfundscollateral@wellsfargo.com

PUBLIC FUNDS

STATEMENT PERIOD

06/01/2019 - 06/30/2019

XNPBFMDTBQ 1 000553



BRAZORIA COUNTY
 CATHY CAMPBELL
 111 E. LOCUST, SUITE 305
 ANGLETON, TX 77515

DAILY COLLATERAL REPORT

Date	Deposit Total	FDIC Insurance	Total Deposits		Collateral Value	Required Collateral Level	Collateral Value vs. Required Collateral
			Requiring Collateral				
06/01/2019	50.61	50.61	0.00		0.00	0.00	0.00
06/02/2019	50.61	50.61	0.00		0.00	0.00	0.00
06/03/2019	50.61	50.61	0.00		0.00	0.00	0.00
06/04/2019	50.61	50.61	0.00		0.00	0.00	0.00
06/05/2019	50.61	50.61	0.00		0.00	0.00	0.00
06/06/2019	50.61	50.61	0.00		0.00	0.00	0.00
06/07/2019	50.61	50.61	0.00		0.00	0.00	0.00
06/08/2019	50.61	50.61	0.00		0.00	0.00	0.00
06/09/2019	50.61	50.61	0.00		0.00	0.00	0.00
06/10/2019	50.61	50.61	0.00		0.00	0.00	0.00
06/11/2019	50.61	50.61	0.00		0.00	0.00	0.00
06/12/2019	50.61	50.61	0.00		0.00	0.00	0.00
06/13/2019	50.61	50.61	0.00		0.00	0.00	0.00
06/14/2019	50.61	50.61	0.00		0.00	0.00	0.00
06/15/2019	50.61	50.61	0.00		0.00	0.00	0.00
06/16/2019	50.61	50.61	0.00		0.00	0.00	0.00
06/17/2019	50.61	50.61	0.00		0.00	0.00	0.00
06/18/2019	50.61	50.61	0.00		0.00	0.00	0.00
06/19/2019	50.61	50.61	0.00		0.00	0.00	0.00
06/20/2019	50.61	50.61	0.00		0.00	0.00	0.00
06/21/2019	50.61	50.61	0.00		0.00	0.00	0.00
06/22/2019	50.61	50.61	0.00		0.00	0.00	0.00
06/23/2019	50.61	50.61	0.00		0.00	0.00	0.00
06/24/2019	50.61	50.61	0.00		0.00	0.00	0.00
06/25/2019	50.61	50.61	0.00		0.00	0.00	0.00
06/26/2019	50.61	50.61	0.00		0.00	0.00	0.00
06/27/2019	50.61	50.61	0.00		0.00	0.00	0.00
06/28/2019	50.61	50.61	0.00		0.00	0.00	0.00
06/29/2019	50.61	50.61	0.00		0.00	0.00	0.00
06/30/2019	50.61	50.61	0.00		0.00	0.00	0.00

17071552717 6/1/2019 10:00 AM



Brazoria County Bond Payments - June 2019

	<u>INTEREST</u>	<u>PRINCIPAL</u>	<u>BAB SUBSIDY</u>	<u>TOTAL</u>
Series 2010B - Unlimited Tax Road Bonds (BAB)	0.00	0.00	0.00	0.00
Series 2012 - Certificates of Obligation	0.00	0.00		0.00
Series 2012 - Unlimited Tax Road Bonds	0.00	0.00		0.00
Series 2013 - Limited Tax Notes	0.00	0.00		0.00
Series 2016 - Unlimited Tax Refunding Bonds	0.00	0.00		0.00
Series 2016 - Limited Tax Refunding Bonds	0.00	0.00		0.00
Series 2018 - Certificates of Obligation	0.00	0.00		0.00
Series 2018 - Unlimited Tax Refunding Bonds	0.00	0.00		0.00
TOTAL PAYMENTS	0.00	0.00	0.00	0.00

The following pages show the remaining bond payments to be made by Brazoria County.

This report is presented in accordance with The Texas Government Code Title 4 Sec. 114.026 (a)(2)


Cathy Campbell, CCT, CIO
Brazoria County Treasurer

BRAZORIA COUNTY, TEXAS
Series 2010B - Unlimited Tax Road Bonds
(Build America Bonds)
Remaining Payment Schedule

FISCAL YEAR	INTEREST 1-Mar	PRINCIPAL 1-Mar	INTEREST 1-Sep	BAB's SUBSIDY	TOTAL PAYMENT
2019			343,234.00	(111,358.84)	231,875.16
2020	343,234.00	935,000.00	321,056.00	(215,522.25)	1,383,767.75
2021	321,056.00	965,000.00	297,201.00	(200,587.30)	1,382,669.70
2022	297,201.00	1,000,000.00	271,981.00	(184,665.41)	1,384,516.59
2023	271,981.00	1,030,000.00	245,232.00	(167,804.59)	1,379,408.41
2024	245,232.00	1,070,000.00	216,909.00	(149,937.03)	1,382,203.97
2025	216,909.00	1,105,000.00	187,107.00	(131,076.95)	1,377,937.05
2026	187,107.00	1,145,000.00	152,608.00	(110,217.13)	1,374,487.87
2027	152,608.00	1,195,000.00	116,603.00	(87,342.82)	1,376,868.18
2028	116,603.00	1,240,000.00	79,242.00	(63,539.95)	1,372,305.05
2029	79,242.00	1,280,000.00	40,374.00	(38,808.22)	1,370,807.78
2030	40,374.00	1,340,000.00		(13,098.94)	1,367,275.06
Total	2,271,547.00	12,315,000.00	2,271,547.00	(1,473,961.42)	15,384,132.58

Debt History:
Date of receipt 1-Mar-10
Amount of issue \$13,225,000.00
True Int Cost 3.580%

Paying Agent:
U.S. Bank
ABA routing # 091000022
St Paul, MN 55486-2639

BRAZORIA COUNTY, TEXAS
Series 2012 - Certificates of Obligation
Remaining Payment Schedule

FISCAL YEAR	INTEREST 1-Mar	PRINCIPAL 1-Mar	INTEREST 1-Sep	TOTAL PAYMENT
2019			509,700.00	509,700.00
2020	509,700.00	1,285,000.00	477,575.00	2,272,275.00
2021	477,575.00	1,350,000.00	443,825.00	2,271,400.00
2022	443,825.00	1,420,000.00	408,325.00	2,272,150.00
2023	408,325.00	1,495,000.00	370,950.00	2,274,275.00
2024	370,950.00	1,570,000.00	331,700.00	2,272,650.00
2025	331,700.00	1,650,000.00	290,450.00	2,272,150.00
2026	290,450.00	1,735,000.00	247,075.00	2,272,525.00
2027	247,075.00	1,825,000.00	201,450.00	2,273,525.00
2028	201,450.00	1,920,000.00	153,450.00	2,274,900.00
2029	153,450.00	2,000,000.00	118,450.00	2,271,900.00
2030	118,450.00	2,075,000.00	82,137.50	2,275,687.50
2031	82,137.50	2,145,000.00	44,600.00	2,271,737.50
2032	44,600.00	2,230,000.00		2,274,600.00
Total	3,679,687.50	22,700,000.00	3,679,687.50	30,059,375.00

Debt History:
Date of Receipt 26-Jul-12
Amount of Issue \$25,115,000.00
True Int Cost 3.380%

Paying Agent:
U.S. Bank
ABA routing # 091000022
St. Paul, MN 55486-2639

BRAZORIA COUNTY, TEXAS
Series 2012 - Unlimited Tax Road Bonds
Remaining Payment Schedule

FISCAL YEAR	INTEREST 1-Mar	PRINCIPAL 1-Mar	INTEREST 1-Sep	TOTAL PAYMENT
2019	101,475.00	405,000.00	101,475.00	101,475.00
2020	95,400.00	420,000.00	95,400.00	601,875.00
2021	89,100.00	430,000.00	89,100.00	604,500.00
2022	82,650.00	445,000.00	82,650.00	601,750.00
2023	75,975.00	455,000.00	75,975.00	603,625.00
2024	69,150.00	470,000.00	69,150.00	600,125.00
2025	62,100.00	485,000.00	62,100.00	601,250.00
2026	54,825.00	500,000.00	54,825.00	601,925.00
2027	47,012.50	515,000.00	47,012.50	601,837.50
2028	38,643.75	535,000.00	38,643.75	600,656.25
2029	29,950.00	550,000.00	29,950.00	603,593.75
2030	20,668.75	570,000.00	20,668.75	600,618.75
2031	10,693.75	590,000.00	10,693.75	601,362.50
2032	777,643.75	6,370,000.00	777,643.75	600,693.75
				7,925,287.50

Debt History:
 Date of Receipt 26-Jul-12
 Amount of Issue \$8,575,000.00
 True Int cost 3.120%

Paying Agent:
 U.S. Bank
 ABA routing # 091000022
 St Paul, MN 55486-2639

BRAZORIA COUNTY, TEXAS
Series 2013 - Limited Tax Notes
Remaining Payment Schedule

FISCAL YEAR	INTEREST 1-Feb	PRINCIPAL 1-Feb	INTEREST 1-Aug	TOTAL PAYMENT
2019	23,010.00	2,950,000.00	23,010.00	23,010.00
2020	23,010.00	2,950,000.00	23,010.00	2,973,010.00
				2,986,020.00

Debt History:
 Date of Receipt 19-Dec-13
 Amount of Issue \$9,900,000.00
 True Int cost 1.560%

Paying Agent:
 Wells Fargo Bank, NA
 ABA routing # 121000248
 Houston, TX 77062

BRAZORIA COUNTY, TEXAS
Series 2016 - Limited Tax Refunding Bonds
Remaining Payment Schedule

FISCAL YEAR	INTEREST 1-Mar	PRINCIPAL 1-Mar	INTEREST 1-Sep	TOTAL PAYMENT
2019	122,300.00		122,300.00	122,300.00
2020	113,225.00	605,000.00	113,225.00	840,525.00
2021	103,850.00	625,000.00	103,850.00	842,075.00
2022	103,850.00	905,000.00	85,750.00	1,094,600.00
2023	66,850.00	945,000.00	66,850.00	1,097,600.00
2024	66,850.00	980,000.00	47,250.00	1,094,100.00
2025	47,250.00	1,025,000.00	26,750.00	1,099,000.00
2026	26,750.00	1,070,000.00		1,096,750.00
	565,975.00	6,155,000.00	565,975.00	7,286,950.00

Debt History:
 Date of Receipt 28-Jan-16
 Amount of Issue \$8,125,000.00
 True Int cost 2.207%
Paying Agent:
 U.S. Bank
 ABA routing # 091000022
 St. Paul, MN 55486-2639
 Refunding Series 2006 Certificate of Obligation

BRAZORIA COUNTY, TEXAS
Series 2016 - Unlimited Tax Refunding Bonds
Remaining Payment Schedule

FISCAL YEAR	INTEREST 1-Mar	PRINCIPAL 1-Mar	INTEREST 1-Sep	TOTAL PAYMENT
2019	140,375.00		140,375.00	140,375.00
2020	133,100.00	485,000.00	133,100.00	758,475.00
2021	133,100.00	505,000.00	125,525.00	763,625.00
2022	125,525.00	860,000.00	108,325.00	1,093,850.00
2023	108,325.00	900,000.00	90,325.00	1,098,650.00
2024	90,325.00	935,000.00	71,625.00	1,096,950.00
2025	71,625.00	975,000.00	52,125.00	1,098,750.00
2026	52,125.00	1,015,000.00	26,750.00	1,093,875.00
2027	26,750.00	1,070,000.00	0.00	1,096,750.00
	748,150.00	6,745,000.00	748,150.00	8,241,300.00

Debt History:
 Date of Receipt 28-Jan-16
 Amount of Issue \$8,425,000.00
 True Int cost 2.376%
Paying Agent:
 U.S. Bank
 ABA routing # 091000022
 St. Paul, MN 55486-2639
 Refunding Series 2006 Unlimited Tax Road Bonds

BRAZORIA COUNTY
Certificates of Obligation
Series 2018
Payment Schedule

FISCAL YEAR	INTEREST 1-Mar	PRINCIPAL 1-Mar	INTEREST 1-Sep	TOTAL PAYMENT
2019			185,575.00	185,575.00
2020	185,575.00		185,575.00	371,150.00
2021	185,575.00	290,000.00	178,325.00	653,900.00
2022	178,325.00	305,000.00	170,700.00	654,025.00
2023	170,700.00	320,000.00	162,700.00	653,400.00
2024	162,700.00	335,000.00	154,325.00	652,025.00
2025	154,325.00	355,000.00	145,450.00	654,775.00
2026	145,450.00	370,000.00	136,200.00	651,650.00
2027	136,200.00	390,000.00	126,450.00	652,650.00
2028	126,450.00	410,000.00	116,200.00	652,650.00
2029	116,200.00	430,000.00	105,450.00	651,650.00
2030	105,450.00	455,000.00	94,075.00	654,525.00
2031	94,075.00	475,000.00	82,200.00	651,275.00
2032	82,200.00	500,000.00	69,700.00	651,900.00
2033	69,700.00	525,000.00	59,200.00	653,900.00
2034	59,200.00	545,000.00	48,300.00	652,500.00
2035	48,300.00	570,000.00	36,900.00	655,200.00
2036	36,900.00	590,000.00	25,100.00	652,000.00
2037	25,100.00	615,000.00	12,800.00	652,900.00
2038	12,800.00	640,000.00	0.00	652,800.00
	2,095,225.00	8,120,000.00	2,095,225.00	12,310,450.00

Debt History:
 Date of Receipt August 23, 2018
 Amount of Issue \$8,120,000.00
 Last Maturity March 01, 2038
 True Interest Cost 3.496221%

Paying Agent:
 U.S. Bank
 ABA routing # 091000022
 St. Paul, MN 55486-2639

P:\Treasury\Debt Service Bonds\2018 Cert of Obligation\Debt Service Payment Schedule.xls
 Prepared by Cathy Campbell, CCT, CIO Brazoria County Treasurer

BRAZORIA COUNTY
Unlimited Tax Refunding Bonds
Series 2018
Payment Schedule

FISCAL YEAR	INTEREST 1-Mar	PRINCIPAL 1-Mar	INTEREST 1-Sep	TOTAL PAYMENT
2019			101,750.00	101,750.00
2020	101,750.00	365,000.00	92,625.00	559,375.00
2021	92,625.00	390,000.00	82,875.00	565,500.00
2022	82,875.00	405,000.00	72,750.00	560,625.00
2023	72,750.00	425,000.00	62,125.00	559,875.00
2024	62,125.00	445,000.00	51,000.00	558,125.00
2025	51,000.00	475,000.00	39,125.00	565,125.00
2026	39,125.00	495,000.00	26,750.00	560,875.00
2027	26,750.00	520,000.00	13,750.00	560,500.00
2028	13,750.00	550,000.00		563,750.00
	542,750.00	4,070,000.00	542,750.00	5,165,500.00

Refunded Series 2008 Unlimited Tax Road Bonds

Debt History:
 Date of Receipt August 23, 2018
 Amount of Issue \$4,415,000.00
 Last Maturity March 01, 2028
 True Interest Cost 2.647974%

Paying Agent:
 U.S. Bank
 ABA routing # 091000022
 St. Paul, MN 55486-2639

P:\Treasury\Debt Service Bonds\Unlimited Tax Refunding Bonds, Series 2018 Debt Service Payment Schedule.xls
 Prepared by Cathy Campbell, CCT, CIO Brazoria County Treasurer

BRAZORIA COUNTY TOLL ROAD AUTHORITY
Limited Contract Tax and Subordinate Lien Toll Road Revenue Bonds
Series 2017A
Payment Schedule

FISCAL YEAR	INTEREST 1-Mar	PRINCIPAL 1-Mar	INTEREST 1-Sep	TOTAL PAYMENT	Estimated Monthly Installment Due to US BANK
2017			294,688.00 *	294,688.00	294,688.00
2018	768,750.00		768,750.00	1,537,500.00	128,125.00
2019	768,750.00		768,750.00	1,537,500.00	128,125.00
2020	768,750.00		768,750.00	1,537,500.00	128,125.00
2021	768,750.00		768,750.00	1,537,500.00	128,125.00
2022	768,750.00		768,750.00	1,537,500.00	128,125.00
2023	768,750.00		768,750.00	1,537,500.00	128,125.00
2024	768,750.00		768,750.00	1,537,500.00	128,125.00
2025	1,035,750.00		1,035,750.00	2,071,500.00	172,625.00
2026	1,302,750.00		1,302,750.00	2,605,500.00	217,125.00
2027	1,283,375.00		1,302,750.00	2,605,500.00	217,125.00
2028	1,243,375.00	1,550,000.00	1,283,375.00	2,605,500.00	217,125.00
2029	1,243,375.00	1,630,000.00	1,243,375.00	2,605,500.00	217,125.00
2030	1,201,812.50	1,715,000.00	1,243,375.00	2,605,500.00	217,125.00
2031	1,157,812.50	1,800,000.00	1,201,812.50	2,605,500.00	217,125.00
2032	1,111,750.00	1,890,000.00	1,157,812.50	2,605,500.00	217,125.00
2033	1,068,312.50	1,985,000.00	1,111,750.00	2,605,500.00	217,125.00
2034	1,012,437.50	2,085,000.00	1,068,312.50	2,605,500.00	217,125.00
2035	959,000.00	2,190,000.00	1,012,437.50	2,605,500.00	217,125.00
2036	902,812.50	2,305,000.00	959,000.00	2,605,500.00	217,125.00
2037	1,191,212.50	1,928,275.00	902,812.50	2,605,500.00	217,125.00
2038	1,151,649.50	2,005,701.00	1,191,212.50	2,605,500.00	217,125.00
2039	1,110,593.00	2,086,814.00	1,151,649.50	2,605,500.00	217,125.00
2040	1,068,550.00	2,175,301.00	1,110,593.00	2,605,500.00	217,125.00
2041	1,024,106.50	2,263,787.00	1,068,550.00	2,605,500.00	217,125.00
2042	977,869.50	2,355,861.00	1,024,106.50	2,605,500.00	217,125.00
2043	929,738.00	2,451,822.00	977,869.50	2,605,500.00	217,125.00
2044	879,616.50	2,551,859.00	929,738.00	2,605,500.00	217,125.00
2045	827,558.00	2,654,884.00	879,616.50	2,605,500.00	217,125.00
2046	773,500.00	2,761,900.00	827,558.00	2,605,500.00	217,125.00
2047	717,500.00	2,873,000.00	773,500.00	2,605,500.00	217,125.00
2048	659,500.00	2,988,100.00	717,500.00	2,605,500.00	217,125.00
2049	600,000.00	3,106,200.00	659,500.00	2,605,500.00	217,125.00
2050	540,000.00	3,227,300.00	600,000.00	2,605,500.00	217,125.00
TOTAL	28,874,833.50	53,838,314.00	28,885,081.50	111,398,285.00	7,102,330.00

Series 2017A Serial Current Interest Bonds (CIBs)
 Series 2017A Current Interest Term Bonds (CIBs)
 Series 2017A Convertible Capital Appreciation Bonds (CABs)

Debt History:
 Date of Receipt 22-Jun-17
 Amount of Issue \$53,838,313.00

Paying Agent
 U.S. Bank
 ABA Routing # 091000022
 St Paul, MN 55466-2639
 BRAZORIAS17CIB

Brazoria County Toll Road Authority Limited Contract Tax and Subordinate Lien
 Toll Road Revenue Bonds, Series 2017A CIB

*Int due from closing to Sept 2017 debt payment, then monthly installments to US Bank thereafter begin Sept 2017
 Int calculations include compounded interest from Series 2017A Convertible CABs.

P:\Treas\BRAZORIA COUNTY TOLL ROAD AUTHORITY\BCTRA Debt Serv Bond schedule and wires\BCTRA Debt Service Payment Schedule.xls
 Prepared by Cathy Campbell, CCT, CIO Brazoria County Treasurer

BRAZORIA COUNTY TOLL ROAD AUTHORITY
Limited Contract Tax and Subordinate Lien Toll Road Revenue Bond Anticipation Notes
Series 2017B BANS
Payment Schedule

FISCAL YEAR	INTEREST 1-Mar	PRINCIPAL 1-Mar	INTEREST 1-Sep	TOTAL PAYMENT	Estimated Monthly Installment Due to US BANK
2017			82,541.00	82,541.00 *	82,541.00
2018	215,325.00		215,325.00	430,650.00	35,887.50
2019	215,325.00		215,325.00	430,650.00	35,887.50
2020	215,325.00	28,700,000.00 **		29,915,325.00	2,510,887.50
2021					35,887.50
TOTAL	645,975.00	28,700,000.00	513,191.00	30,859,166.00	

Debt History:
 Date of Receipt 22-Jun-17
 Amount of Issue \$28,700,000.00

Paying Agent
 U.S. Bank
 ABA Routing # 091000022
 St Paul, MN 55466-2639
 BRAZORIAS17B

Brazoria County Toll Road Authority Limited Contract Tax and Subordinate Lien
 Toll Road Revenue Bond Anticipation Notes, Series 2017B BANS

*Int due from closing to Sept 2017 debt payment, then monthly installments to US Bank thereafter begin Sept 2017
 **Principal amount is anticipated to be paid by permanent financing

P:\Treas\BRAZORIA COUNTY TOLL ROAD AUTHORITY\BCTRA Debt Serv Bond schedule and wires\BCTRA Debt Service Payment Schedule.xls
 Prepared by Cathy Campbell, CCT, CIO Brazoria County Treasurer



CATHY CAMPBELL, CCT, CIO
BRAZORIA COUNTY TREASURER

Brazoria County Treasurer's Office Proceedings for June 2019

Activity	Count		Amount
Cash receipts issued:	166	\$	446,130.30
Treasurer Deposits processed:	68	\$	410,297.94
Healthcare Invoices processed:	16	\$	1,321,894.01
Retiree premium payments processed:	318	\$	45,222.65
<65 Retiree Prepaid 401h reimbursements processed:	102	\$	30,090.00
>65 Retiree Prepaid 401h reimbursements processed:	240	\$	45,600.00
Wire transfers executed:	71	\$	17,113,458.97
Toll Road Wires executed:	7	\$	281,050.76
EFT files processed:	19	\$	10,166,568.28
Accounts Payable checks printed and distributed:	1529	\$	5,912,103.63
Jury checks printed and distributed:	1964	\$	37,760.00
BCCSCD checks printed and distributed:	134	\$	55,566.30
Payroll checks printed and distributed:	78	\$	142,004.12
Payroll advices printed and distributed (est.):	700		
Stop payments issued:	84	\$	18,523.76
Positive Pay files processed:	26		
Brazo general ledger journal entries posted:	158		
Toll Road general ledger journal entries posted:	41		
Reports to State	9		
Bank Reconciliations	16		
EFT Set ups and/or changes	4		
DA Discovery payments taken-credit cards	58		
DA Discovery payments taken-checks/cash	174		

Submitted for compliance with Local Government Code Sec. 114.026 subsection (a)(3)

I certify to the best of my knowledge the above information is true and correct.

Cathy Campbell, CCT, CIO
Brazoria County Treasurer



Brazoria County General Ledger Fund Balance Activity June 1, 2019 - June 30, 2019

General Ledger Fund balances are of the last day of the month and may not include all journal entries and adjustments for that month.
Bank accounts have been reconciled or, are in the process of being reconciled to general ledger since this report was generated.
Submitted for compliance with Local Government Code Sec. 114.026 subsection (c)

Fund	Cash				Investments			
	Opening GL Balance	GL Debit	GL Credit	GL Ending Balance	Opening GL Balance	GL Debit	GL Credit	GL Ending Balance
10000 - General Fund	\$15,784,050.33	\$69,172,154.22	-\$63,443,729.85	\$21,512,474.70	\$104,455,399.48	\$4,736,064.40	-\$2,000,000.00	\$107,191,463.88
10100 - General Fund - Construction	-\$5,139.75	\$5,139.75	-\$14,743.00	-\$14,743.00				
10200 - Juv Prob Fees	\$109,207.42	\$3,257.93	-\$1,425.37	\$111,039.98				
10300 - Unclaimed Juvenile Restitution	\$10,823.63	\$0.00	\$0.00	\$10,823.63				
10400 - Env Health-Retail Food Permits	-\$56,913.19	\$20,315.50	-\$30,146.92	-\$66,744.61				
10500 - District Clerk Contingency	\$409,614.79	\$3,604.92	-\$1,591.46	\$411,628.25	\$263,443.00	\$515.56	\$0.00	\$263,958.56
10600 - Fire Training Field	\$32,318.69	\$31.47	-\$425.55	\$31,924.61				
10700 - Parks Special Events	\$13,713.09	\$4,340.61	-\$193.20	\$17,860.50				
10710 - Parks SFA Special Projects	\$2,425.36	\$207.32	-\$5.13	\$2,627.55				
10850 - CPS-Donations	\$27,777.18	\$820.50	-\$701.00	\$27,896.68				
10900 - CPS-Bikes & Bears	\$115.81	\$0.11	\$0.00	\$115.92				
20000 - Road and Bridge Non-Construct	\$6,098,841.64	\$3,141,032.43	-\$4,551,405.99	\$4,688,468.08	\$31,264,819.32	\$63,689.43	\$0.00	\$31,328,508.75
20500 - Road and Bridge Construction	\$25,153.48	\$2,182,200.86	-\$2,187,410.53	\$19,943.81				
30000 - USDA-WIC								
30100 - TDSHS Women Infants & Children	-\$131,062.22	\$236,677.68	-\$236,401.08	-\$130,785.62				
30200 - USDA-WIC Peer Counseling								
30300 - USDA-WIC Registered Diet								
30400 - USDA-WIC Lactation Reimb.								
30500 - HHS-PPCPS-CRI								
30502 - HHS-PPCPS-CRI	-\$8,140.92	\$4,965.00	-\$10,281.66	-\$13,457.58				
30600 - HHS-RLSS-LPHS	-\$5,072.24	\$8,980.45	-\$8,328.28	-\$4,420.07				
30700 - HHS-PPCPS-HAZARDS								
30701 - HHS-CPS/HCID-PHEP								
30702 - HHS-CPS/UNIQUE								
30705 - HHS-PPCPS-HAZARDS	-\$58,079.99	\$109,978.44	-\$77,768.74	-\$25,870.29				
30706 - Hurricane Public Hlth Crisis R	-\$66,024.17	\$0.00	-\$3,276.48	-\$69,300.65				
30710 - HHS-INFECTIOUS_DIS_CONTRL_UNIT	-\$9,917.24	\$17,665.22	-\$17,507.68	-\$9,759.70				
30800 - HHS-CPS-Title IV-E-FCM	-\$55,577.88	\$14,783.55	-\$25,703.48	-\$66,497.82				
30850 - HHS-CPS-Title IV-E Legal Svcs	-\$277,005.04	\$28,352.06	-\$59,526.61	-\$308,179.59				
30900 - HHS-TJPC-Title IV-E FosterCare								
31100 - DHS-Repelitive Flood Claims								
31300 - DHS-Buffer Zone Protection	\$25,840.52	\$0.00	-\$2,105.00	\$23,735.52				
31500 - DHS-St Homeland Sec-UASI	-\$44,876.68	\$88,983.52	-\$81,160.46	-\$37,053.62				
31600 - DHS-St Homeland Security								
31610 - DHS-Homeland Sec Grant Prg								
32005 - HUD-FY05-Section 8 Housing-ADM	\$34,418.86	\$33.97	\$0.00	\$34,452.83				
32006 - HUD-FY06-Section 8 Housing-ADM	\$109,293.10	\$107.85	\$0.00	\$109,400.95				
32007 - HUD-FY07-Section 8 Housing-ADM	\$19,759.63	\$19.50	\$0.00	\$19,779.13				
32008 - HUD-FY08-Section 8 Housing-ADM	\$39,074.38	\$38.56	\$0.00	\$39,112.94				
32009 - HUD-FY09-Section 8 Housing-ADM	\$85,695.98	\$84.57	\$0.00	\$85,780.55				
32010 - HUD-FY10-Section 8 Housing-ADM	\$124,168.90	\$122.53	\$0.00	\$124,291.43				
32011 - HUD-FY11-Section 8 Housing-ADM	\$93,060.48	\$91.84	\$0.00	\$93,152.32				
32012 - HUD-FY12-Section 8 Housing-ADM	\$36,921.68	\$36.44	\$0.00	\$36,958.12				
32013 - Section8-Adm	\$503,340.31	\$568.28	\$0.00	\$503,908.59				
32019 - HUD-2019-Section 8 Housing-ADM	\$3,742.88	\$121,000.85	-\$123,591.99	\$1,151.74				
32113 - Section 8-HAP	-\$37,933.82	\$37,878.32	\$0.00	-\$55.50				
32119 - HUD-2019-Section 8 Housing-HAP	\$105,409.00	\$634,356.50	-\$672,325.82	\$67,439.68				
32211 - HUD-CDBG-2011	\$0.00	\$0.00	\$0.00	\$0.00				
32212 - HUD-CDBG-PY2012								
32213 - CDBG	-\$32,505.94	\$136,658.24	-\$116,976.23	-\$12,823.93				
32214 - HOME	-\$16,471.18	\$94,669.50	-\$122,658.21	-\$44,459.88				
32215 - ESG	\$19.85	\$5,030.00	-\$5,030.03	\$19.82				
32600 - HUD-Texas CDBG								
33000 - USDOJ-CJD-Juv Incentive Block								
33200 - USDOJ-Crime Vict Assist-VOCA	-\$11,444.72	\$11,195.17	-\$23,070.27	-\$23,319.82				
33250 - USDOJ-CSCD-Victim Svcs Prg								
33251 - USDOJ-CSCD-VSP								
33300 - USDOJ-Drug Court Program	\$46,645.78	\$8,600.65	-\$13,659.13	\$41,587.30				
33310 - USDOJ-DWI Court Program	\$17,155.28	\$7,198.81	-\$11,175.38	\$13,178.72				
33320 - USDOJ-Veterans Court Program	-\$31,735.35	\$60,453.34	-\$56,278.97	-\$27,560.98				
33330 - USDOJ-Domestic Violence Court	-\$26,541.05	\$24,289.52	-\$39,967.07	-\$42,218.60				
33500 - USDOJ-DEA-Narcotics OT Exp	\$0.03	\$0.00	\$0.00	\$0.03				
33600 - USDOJ-Organized Crime Drug Enf								
33900 - USDOJ-SCAAP	\$60,369.51	\$2,505.99	\$0.00	\$62,875.50				
34200 - DOI-Parks Boating Access								
34250 - DOI-Swan Lake Boat Ramp								
34400 - USDOT-CR 257 Repairs								
34600 - FEMA- Flood Disaster 2015								
34610 - FEMA - Flood Disaster 2016	\$240,822.60	\$76,904.72	-\$38,452.36	\$279,274.96				
34615 - FEMA-Harvey 2017	-\$4,334,092.73	\$10,778.42	-\$275,055.13	-\$4,598,369.44				
34616 - FEMA-Hazard Mitigation Grant P	-\$138,212.50	\$0.00	\$0.00	-\$138,212.50				
34619 - Fema - Flood Disaster 2019	-\$60,773.96	\$265.90	-\$11,501.22	-\$72,009.28				

Fund	Cash				Investments			
	Opening GL Balance	GL Debit	GL Credit	GL Ending Balance	Opening GL Balance	GL Debit	GL Credit	GL Ending Balance
34700 - IMLS-Library Mobile Proj Rnd 2								
34820 - USDC-SLP Dune Walkover								
34850 - USTREAS-Restore Act Projects	-226,949.09	\$0.00	-\$12,268.26	-\$239,217.35				
34860 - DOI-Parks - CIAP Grant								
34880 - TXDOT-SH288 Truck Weigh Stn	-\$945,402.80	\$511,571.44	-\$255,785.72	-\$689,617.08				
34881 - TXDOT-CR58 PH II (CSJ304)	-\$120,266.03	\$0.00	\$0.00	-\$120,266.03				
34882 - TXDOT-CR59 (CSJ 305)	-\$236,307.11	\$0.00	\$0.00	-\$236,307.11				
34890 - USDA NRCS Oyster Creek Ditch10	-\$601,358.87	\$0.00	-\$715.00	-\$602,073.87				
34912 - USDOT-1212ANGLE-Wildlife								
34913 - TXDOT 1312ANGLE-APRON								
34914 - TXDOT 1412ANGLE-APRON-CONSTRUC								
34915 - TXDOT-15HGANGLE-HANGAR								
35000 - TJJJ-State Aid	\$39,807.43	\$544,691.04	-\$436,165.42	\$148,333.05				
35650 - TJPC-JJAE-Boot Camp-8/31	-\$444,309.85	\$128,594.31	-\$133,134.43	-\$448,849.97				
35800 - TJPC-JJAE-Boot Camp-7/31								
35900 - TJJJ-Mental Health Services								
35950 - TJJJ-RDA-RegDiverionAlt-"R"	\$30,794.37	\$19,357.46	-\$19,741.33	\$30,410.50				
36100 - TCEQ-LIRAP Prg								
36400 - TCEQ-Local Initiatives Prg	\$136,024.69	\$0.00	\$0.00	\$136,024.69				
36410 - Texas Veterans Treatment Crt	-\$9,846.14	\$8,505.61	-\$12,157.00	-\$13,497.53				
36601 - GLO-HRCP-COL BOTTLANDS EDUC	-\$2,180.60	\$318.56	-\$650.09	-\$2,512.13				
36801 - TXDOT-CR 48 PROJECT								
37000 - OAG-VAG Grant	-\$11,122.53	\$20,179.50	-\$18,494.87	-\$9,437.90				
37100 - OAG-TEXAS VINE CONTR								
37200 - DFPS-CPS-Title IV-B-Concr Svc	\$40.00	\$0.00	\$0.00	\$40.00				
37300 - TDHCA-Amy Young Barrier Remova								
37400 - TDH-Immunization	-\$29,057.71	\$57,011.88	-\$56,732.25	-\$28,778.08				
37600 - TSLAC-Family Place Lib Proj								
37800 - OAG-Regional Juv Mental Hlth S	-\$400.00	\$0.00	\$0.00	-\$400.00				
37913 - TXDOT-M312ANGLE-FY13RAMP								
37914 - TXDOT-M212ANGLE-FY14RAMP								
37916 - TXDOT-M1612ANGL-FY16RAMP								
37917 - TXDOT-FY17RAMP								
37918 - TXDOT-FY18RAMP	-\$3,850.00	\$0.00	\$0.00	-\$3,850.00				
37919 - TXDOT-FY19RAMP	-\$31,602.22	\$0.00	\$0.00	-\$31,602.22				
37950 - TXDOT-Airport Layout-19MPANGLE								
38000 - Emergency Mgmt-Fire Code	-\$233,021.84	\$40,066.97	-\$56,915.16	-\$249,870.03				
38010 - Economic Development Tax Abate	\$0.00	\$500.49	\$0.00	\$500.49				
38020 - BC Industrial Development Corp								
38100 - Vital Statistics Fee	\$36,994.61	\$2,027.68	-\$677.07	\$38,345.22				
38110 - Records Management-Co. Clk.	\$1,860,134.05	\$112,107.89	-\$156,374.01	\$1,815,867.93	\$943,957.49	\$1,847.46	\$0.00	\$945,804.95
38120 - Records Archive-Co Clk	\$906,607.52	\$106,675.92	-\$58,288.80	\$954,994.64				
38200 - Civ,Crim,Prob Records Mgmt	\$205,696.36	\$11,028.30	-\$4,840.61	\$211,884.05	\$311,462.62	\$609.54	\$0.00	\$312,072.16
38210 - County Graffiti Eradication	\$2,669.18	\$2.63	\$0.00	\$2,671.81				
38220 - Cnty,District Court Technology	\$99,503.29	\$2,079.90	-\$2,740.29	\$98,842.90				
38230 - Record Preservation-Cty,DstClk	\$169,775.10	\$11,931.03	-\$13,095.26	\$168,610.87				
38300 - Child Abuse Prevention Fund	\$18,139.59	\$267.58	-\$99.30	\$18,307.87				
38310 - Family Protection Fund	\$13,959.70	\$3,307.86	-\$1,688.25	\$15,579.31				
38320 - Records Management-Dist. Clk.	\$77,705.68	\$8,794.63	-\$6,241.72	\$80,258.59				
38330 - Records Archive-District Clerk	\$87,485.02	\$8,854.60	-\$5,821.86	\$90,517.76				
38400 - JP Building Security Fund	\$14,370.98	\$15,856.57	-\$29,196.83	\$1,030.72				
38410 - Justice Court Technology Fund	\$399,371.95	\$9,774.45	-\$3,515.06	\$405,631.34				
38500 - Financial Security	\$391,142.17	\$24,533.89	-\$10,319.98	\$405,356.08				
38600 - LEOSE	\$128,724.13	\$254.06	-\$127.03	\$128,851.16				
38710 - D A Hot Check Collection	\$11,618.54	\$1,791.18	-\$2,219.87	\$11,189.85				
38720 - D A Supplemental	\$7,212.43	\$1,644.16	-\$3,372.32	\$5,484.27				
38730 - D A Forfeiture, CCP Chapter 59	\$48,303.48	\$30,485.96	-\$3,377.89	\$75,411.54				
38810 - Voter Registration-Tax Office	-\$339.55	\$0.00	-\$1,702.83	-\$2,042.38				
38820 - Special Inv,Dealer Escrow-Tax	\$45,904.32	\$1,114.98	-\$118.11	\$46,901.19	\$30,771.19	\$60.26	\$0.00	\$30,831.45
38830 - Scofflaw Fees, TTC Sect 502.01	\$1,101.23	\$21.11	\$0.00	\$1,122.34				
38910 - Election Services Contract	\$230,040.71	\$19,746.99	-\$47,863.31	\$201,924.39				
38920 - Elections - HAVA Equip. Rental	\$256,124.16	\$2,444.91	\$0.00	\$258,569.07				
39100 - Sheriff Contraband Forfeiture	\$334,600.77	\$636.51	-\$12,828.38	\$322,408.90				
39110 - Braz Cnty Narcotics Task Force	\$704,392.44	\$96,556.51	-\$11,057.15	\$789,891.80				
39120 - Sheriff Commissary Fund	\$471,052.50	\$110,447.34	-\$113,035.84	\$468,464.00				
39130 - Sheriff-Federal Forfeiture	\$131,233.86	\$983.30	\$0.00	\$132,217.16				
39200 - Juvenile Case Manager Fund	\$8,699.89	\$74.45	-\$29.19	\$8,745.15				
39210 - CSCD-Bond Supervision	\$32,903.32	\$3,254.25	-\$5,305.97	\$30,851.60				
39300 - Reliant Energy CARE Program	\$19,369.82	\$0.00	-\$1,994.14	\$17,375.68				
39310 - UnitedWay-Emergency Assistance	\$1,752.72	\$1.73	\$0.00	\$1,754.45				
39315 - Rebuild Texas Fund	\$57,175.00	\$0.00	\$0.00	\$57,175.00				
39390 - SETH-SE TX Housing Fln. Corp.	\$259.39	\$0.26	\$0.00	\$259.65				
39400 - Book Sale								
39410 - Library-Special Projects	\$223,932.48	\$33,785.78	-\$4,279.05	\$253,439.21				
39500 - SEP-Wastewater-EnvHlth-TCEQ	-\$15,926.78	\$0.00	\$0.00	-\$15,926.78				
39600 - SEP-Parks-TCEQ	\$11,844.00	\$0.00	\$0.00	\$11,844.00				
39610 - Parks Improvements								
39620 - Shoreline Rest. Task Force	\$41,995.35	\$41.44	\$0.00	\$42,036.79				
39630 - 2006 GoM Energy Security Act	\$1,422,308.14	\$1,402.08	\$0.00	\$1,423,710.22				
39700 - Lateral Road Fund								
39710 - Road & Bridge, Ch 152, Tx Code	-\$291.40	\$0.00	\$0.00	-\$291.40				
39720 - Special Projects	-\$7,402.50	\$0.00	\$0.00	-\$7,402.50				
39764 - Riverside Est Spcl Assmt	\$41,389.43	\$400.00	\$0.00	\$41,789.43				
39765 - Briar Meadows AmyLn Ross Rd SA								
39800 - Law Library	\$47,659.47	\$43,430.72	-\$56,788.28	\$34,301.91	\$214,130.07	\$419.10	\$0.00	\$214,549.17

Fund	Cash				Investments			
	Opening GL Balance	GL Debit	GL Credit	GL Ending Balance	Opening GL Balance	GL Debit	GL Credit	GL Ending Balance
39900 - Mosquito Control District	-\$36,319.43	\$109,420.38	-\$206,119.77	-\$133,018.82	\$1,174,480.22	\$2,298.65	\$0.00	\$1,176,778.87
40000 - 2012 Gen Oblig Rfd (2003 CO)	\$27,929.69	\$219.85	-\$25.40	\$28,124.14				
41000 - 2016 Limited Tax Rfd (2006 CO)	\$540,207.09	\$64,881.70	-\$25.40	\$605,063.39	\$479,696.04	\$938.85	\$0.00	\$480,634.89
42000 - 2012 Cert of Oblig-I,S	\$372,515.69	\$128,008.18	-\$803.77	\$499,720.10				
42100 - 2018 Cert of Oblig-I,S	\$155,199.14	\$22,009.68	\$0.00	\$177,208.82				
43000 - Tax Notes, Series 2013 I&S	-\$95,660.66	\$172,002.40	\$0.00	\$76,341.74				
44000 - Toll Road-SH288-I&S	\$5,712,259.93	\$405,580.25	-\$281,050.76	\$5,836,789.42				
45000 - Road Bonds-Mobility-I,S	\$558,800.61	\$74,895.52	-\$1,889.61	\$631,806.52	\$1,360,999.96	\$2,663.73	\$0.00	\$1,363,663.69
45100 - Mobility-BuildAmerica-I,S	-\$1,154,590.73	\$0.00	\$0.00	-\$1,154,590.73				
46000 - Sheriff, Det Complex-I,S								
51000 - 2006 Certificate of Obligation								
52000 - 2012 Cert of Oblig,C,M	-\$115,866.84	\$1,124,900.51	-\$561,441.18	\$444,592.49	\$560,227.45	\$503.65	-\$560,731.10	\$0.00
52100 - 2018 Cert of Oblig,C,M	-\$65,426.05	\$150,083.46	\$0.00	\$84,657.41	\$8,037,575.84	\$15,564.95	-\$150,000.00	\$7,903,140.79
53000 - Tax Notes, Series 2013 C&M								
54000 - Toll Road-SH288-C & M	\$4,078,521.70	\$3,005,296.50	-\$4,199,042.77	\$2,884,775.43	\$26,965,615.97	\$53,014.82	-\$3,000,000.00	\$24,018,630.79
55000 - Mobility Plan	\$609,218.68	\$601.20	\$0.00	\$609,819.88				
55100 - Mobility-BuildAmericaBonds								
57000 - Hwy 6 ROW Acquisition-C,M	\$109.44	\$0.00	\$0.00	\$109.44				
57200 - Ring of Honor	\$50,443.13	\$430.15	\$0.00	\$50,873.28				
60500 - Airport Operating	-\$948,654.29	\$379,886.46	-\$560,353.77	-\$1,129,121.60				
61000 - BCTRA O&M SH288	\$91,879.66	\$113.47	-\$34,000.00	\$57,993.13				
61100 - Braz Cnty Toll Rd-Preliminary	-\$348,873.00	\$0.00	-\$29,127.52	-\$378,000.52				
64000 - BCTRA FM518 PEDC-SH288	\$2,629,669.68	\$2,446.48	\$0.00	\$2,632,116.16				
64100 - BCTRA Contributions-SH288	\$40,869.14	\$49.23	\$0.00	\$40,918.37	\$15,497,584.40	\$31,084.17	\$0.00	\$15,528,668.57
64200 - BCTRA FM518 TXDOT-SH288	-\$822,085.96	\$468,740.68	-\$570,069.68	-\$923,414.96				
71000 - Health Care Benefits	\$2,218,854.11	\$1,666,115.66	-\$1,199,014.91	\$2,685,954.86				
72000 - Employee Health Clinic	-\$58,868.73	\$51,660.03	-\$59,891.39	-\$67,100.09				
73000 - Insurance Reserve	\$385,997.51	\$368.02	-\$13,063.23	\$373,302.30	\$883,353.66	\$1,728.89	\$0.00	\$885,082.55
81000 - B Cnty Groundwatr Conserv Dist	\$1,513,215.97	\$85,311.84	-\$58,798.15	\$1,539,729.66				
81010 - BC Industrial Development Corp	\$2,541.53	\$2.51	\$0.00	\$2,544.04				
81100 - Braz Cnty Toll Road Authority								
81200 - BrazCntyFreshwaterSupplyDist2								
81500 - CSCD-Sub Abuse-Outpatient-DP	-\$4,451.18	\$176,373.37	-\$124,812.53	\$47,109.66				
81600 - CSCD-TAIP Treatment Alter.	\$11,488.08	\$30,396.00	-\$20,278.00	\$21,606.08				
81700 - CSCD-Mental Health Caseloads	-\$15,596.36	\$59,493.14	-\$45,086.22	-\$1,189.44				
81800 - CSCD-Supervision Program	\$1,169,593.67	\$1,188,673.35	-\$957,036.99	\$1,401,230.03				
81850 - CSCD-Evidence Based Assessment								
81900 - CSCD-Comm Corr-Op Hab Caseload	\$26,114.65	\$106,958.19	-\$94,936.88	\$38,135.96				
82000 - CSCD-Comm Corr-Life								
82100 - CSCD-Comm Corr-Sex Offender	\$14,190.20	\$139,979.53	-\$80,467.90	\$73,701.83				
82200 - CSCD-Comm Corr-Substance Abuse	\$25,832.76	\$98,524.25	-\$88,395.21	\$35,961.80				
82300 - CSCD-Operation Habilitation DP	-\$16,772.48	\$54,977.08	-\$43,621.88	-\$5,417.28				
82400 - CSCD-New Caseload Reduction-DP								
88000 - Trust & Agency								
88200 - Brazos Mall								
88300 - SH288 @ CR 56 Overpass								
89000 - Historical Commission	\$1,453.00	\$1.43	\$0.00	\$1,454.43	\$14,182.49	\$27.74	\$0.00	\$14,210.23

BRAZORIA COUNTY
PORTFOLIO REPORT
June 2019

Current Date: 6/30/2019

Fund	Description	Type	CUSIP	Coupon	Settle Date	Maturity Date	Next Call Date	Par Value	Purch Price	Purch Cost	Book Value	Mkt Price	Mkt Value	Days to Mat	YTM	Interest Earned
10000	FNMA	Agency	3135G0N25	1.250	07/26/16	07/26/19	Bullet	2,000,000.00	100.000	2,000,000.00	2,000,000.00	0.9992	1,998,400.00	26	1.250	
10000	FHLB	Agency	3130A8RC8	1.200	07/26/16	07/26/19	Continual	2,000,000.00	100.000	2,000,000.00	2,000,000.00	0.9982	1,996,400.00	26	1.200	
10000	FHLB	Agency	3130A9NJ6	1.200	10/11/16	10/11/19	Continual	2,000,000.00	100.000	2,000,000.00	2,000,000.00	0.9992	1,998,400.00	103	1.200	
10000	FHLB	Agency	3134GAYY4	1.500	12/30/16	12/30/19	06/30/19	2,000,000.00	100.000	2,000,000.00	2,000,000.00	0.9965	1,993,000.00	183	1.500	
10000	FFCB	Agency	3133EG3E3	1.720	01/06/17	01/06/20	Continual	2,000,000.00	100.000	2,000,000.00	2,000,000.00	0.9960	1,992,000.00	190	1.720	
10000	FHLMC	Agency	3134GBZE5	1.850	07/24/17	07/24/20	07/24/19	2,000,000.00	100.000	2,000,000.00	2,000,000.00	0.9975	1,995,000.00	390	1.850	
10000	FHLB	Agency	3130AG5X9	2.520	04/06/19	10/09/20	10/09/19	2,000,000.00	100.000	2,000,000.00	2,000,000.00	1.0008	2,001,600.00	467	2.520	
10000	FHLMC	Agency	3130AGGY5	2.500	05/28/19	05/28/21	08/28/19	2,000,000.00	100.000	2,000,000.00	2,000,000.00	1.0004	2,000,800.00	698	2.500	
10000	FHLMC	Agency	3134GTWH2	2.250	06/24/19	06/24/21	09/24/19	2,000,000.00	100.000	2,000,000.00	2,000,000.00	1.0000	2,000,000.00	725	2.250	
MATURED:																
10000	FNMA	Agency	3136G3RM9	1.400	06/21/16	06/21/19	Bullet	2,000,000.00	100.000	2,000,000.00						14,000.00
997	TexPool	LGIP		2.381				71,072,215.45	100.000	71,072,215.45	71,072,215.45	100.00	71,072,215.45	1	2.381	136,782.16
998	Texas Class	LGIP		2.500				63,241,044.49	100.000	63,241,044.49	63,241,044.49	100.00	63,241,044.49	1	2.500	130,566.99
999	Depository	Cash		1.200				46,587,580.47	100.000	46,587,580.47	46,587,580.47	100.00	46,587,580.47	1	1.200	38,421.75
													198,876,440.41	29	2.088	319,770.90

This report is presented in accordance with the Texas Government Code Title 10 Section 2256.023 and complies with the Investment Strategy of Brazoria County's Investment Policy and I certify that to the best of my knowledge the above is true and correct.

Cathy Campbell
Cathy Campbell, CCT, CIO
Brazoria County Treasurer

BRAZORIA COUNTY
Investment Data Summary
June 2019

Type Breakdown:	Book Value	Percent	Wtd Avg Mat	Wtd Avg Yield
LGIP	134,313,259.94	67.53%	1	2.437
Agency	18,000,000.00	9.05%	312	1.777
Cash	46,587,580.47	23.42%	1	1.200
	198,900,840.41	100.00%	29	2.088

Issuer Breakdown:	Book Value	Percent	Wtd Avg Mat	Wtd Avg Yield
FNMA	2,000,000.00	1.01%	26	1.250
FHLB	8,000,000.00	4.02%	195	1.605
FHLMC	6,000,000.00	3.02%	604	2.200
-	-			
FFCB	2,000,000.00	1.01%	190	1.720
-	-			
TexPool	71,072,215.45	35.73%	1	2.381
Texas Class	63,241,044.49	31.80%	1	2.500
Depository	46,587,580.47	23.42%	1	1.200
	198,900,840.41	100.00%	29	2.088

Fund Breakdown:	Book Value	Percent	Wtd Avg Mat	Wtd Avg Yield
10000	18,000,000.00	9.05%	312	1.777
20500	-			
997	71,072,215.45	35.73%	1	2.381
998	63,241,044.49	31.80%	1	2.500
999	46,587,580.47	23.42%	1	1.200
	198,900,840.41	100.00%	29	2.088

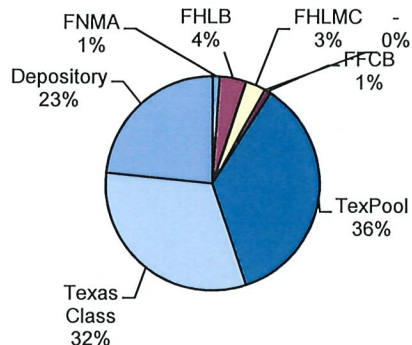
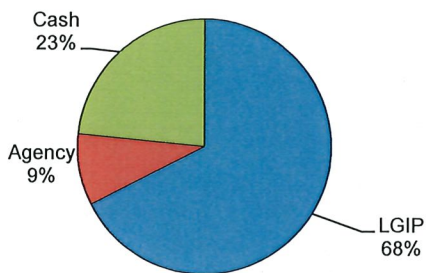
Maturity Breakdown:	Book Value	Percent
Less Than 90 Days	184,900,840.41	92.96%
90 to 180 Days	2,000,000.00	1.01%
181 to 365 Days	4,000,000.00	2.01%
More Than 365 Days	8,000,000.00	4.02%
	198,900,840.41	100.00%

BRAZORIA COUNTY
Investment Summary Report
For the Period Ending 06/30/2019

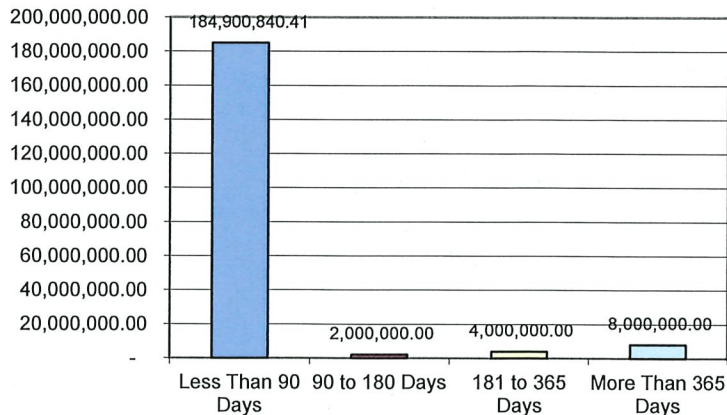
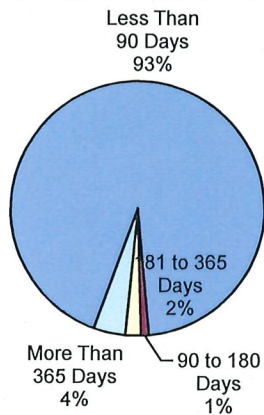
Total Portfolio Summary			
	Current Month 06/30/19	Prior Month 5/31/2019	Change From Prior
Book Value	198,900,840.41	186,075,260.64	12,825,579.77
Market Value	198,876,440.41	186,033,060.64	12,843,379.77
Market Value%	99.99%	99.98%	0.01%
Weighted Average Maturity - Days	29 days	26 days	3
Weighted Average Yield	2.088%	2.18%	-0.10%

Portfolio Composition by Fund			
Fund Name	6/30/2019 Book Value	Wtd Avg Yield	Wtd Avg Maturity
10000	18,000,000.00	1.777%	312
20500	-		0
997	71,072,215.45	2.381%	1
998	63,241,044.49	2.500%	1
999	46,587,580.47	1.200%	1
TOTALS:	198,900,840.41	2.088%	29 days

Portfolio Composition by Security Type	Portfolio Composition by Issuer
--	---------------------------------



Maturity Distribution



Monthly Interest Earned for Fiscal Year 2019

	Oct	Nov	Dec	1st Qtr	Jan	Feb	Mar	2nd Qtr	April	May	June	3rd Qtr	July	August	Sept	4th Qtr	Ann Earned
BANK	54,911.28	66,265.07	61,611.90	182,786.25	52,828.98	46,287.72	54,757.15	153,873.85	43,244.31	46,213.36	38,421.75	127,879.42				0.00	464,541.52
TEXPOOL	70,248.42	72,618.64	116,986.71	259,653.77	152,127.20	168,118.10	179,654.90	499,900.20	159,285.63	151,411.70	136,782.16	447,479.49				0.00	1,207,233.46
Texas Class	104,923.52	105,311.97	112,646.33	322,881.82	118,278.83	123,349.51	140,442.79	382,071.13	134,732.79	138,091.36	130,566.99	403,391.14				0.00	1,108,344.09
Agencies	33,100.00	0.00	29,000.00	62,100.00	60,200.00	0.00	33,000.00	93,200.00	12,000.00	0.00	14,000.00	26,000.00				0.00	181,300.00
Total Per Mo.	263,183.22	244,195.68	320,244.94	827,623.84	363,435.01	337,755.33	407,854.84	1,129,045.18	349,262.73	385,716.42	319,770.90	1,004,750.05	0.00	0.00	0.00	0.00	2,961,419.07

I certify that to the best of my knowledge the above is true and correct.

Cathy Campbell

Cathy Campbell, CCA, CIO
Brazoria County Treasurer



Monthly Newsletter: July 2019



Participant Services
1001 Texas Ave. 14th Floor
Houston, TX 77002

PRESET STD
U.S. POSTAGE
PAID
AUSTIN, TX
PERMIT NO. 1264

ANNOUNCEMENTS

We welcome the following entities who joined TexPool in June 2019:

- TexPool**
- Ellis County Rural Rail Transportation District
- Magolia East MUD
- Southeast Tarrant County MUD 1
- Springbellow MUD
- Montgomery County ESD 3
- Riverside Water Resources District
- Guadalupe County Groundwater Conservation District
- TexPool Prime**
- The Woodlands Metro Center MUD
- Ellis County Rural Rail Transportation District
- Montgomery County ESD 3
- Riverside Water Resources District
- North Central Texas College

Upcoming Events

- July 09, 2019 - July 09, 2019, San Antonio TASSCUBO Summer Conference
- Sept 04, 2019 - Sept 06, 2019, Fairmont Hotel Austin, Austin
- TAC Legislative Conference
- Sept 09, 2019 - Sept 12, 2019, Tyler 70th Annual CTAT (County Treasurers Assoc of TX) Conference
- Sept 20, 2019 - Sept 22, 2019, Kay Bailey Hutchison Convention Center, Dallas TASA/TASB Annual Conference

TexPool Advisory Board Members

- David Garcia
 - Pamela Kitchcock
 - Balicki, Wendy
 - Deborah Lindermilk
 - Jerry Dale
 - David Landeros
 - Sharon Matthews
 - Vivian Wood
- Overseen by the State of Texas Comptroller of Public Accounts Glenn Hegar. Operated under the supervision of the Texas Treasury Safekeeping Trust Company

Economic and Market Commentary: Gut check time

July 1, 2019

Will the Federal Reserve's next policy move be to cut the federal funds target range? We think yes, agreeing with most. Will it do so three times in the remainder of 2019 for a total of 75 basis points? We say no, putting us out of step. But even if it does, it is important to remember that it would be a moderation, not a plunge to zero or anything extreme. Rates could be steady at a lower level for some time or even rise. We don't feel the end of this business cycle is nigh, and have been investing as such.

At the heart of the issue is that we think the markets, policymakers and many economists have gone too far in forecasting so many rate decreases. Projections are for some version of cuts: 50 basis points in July with 25 either in September or December or maybe 25 at each of these meetings. (The last time the Fed moved half a percentage point was in the rush to zero during the financial crisis of 2008.)

We don't expect more than two quarter-point cuts this year. While the London interbank offered rate (Libor) and the U.S. Treasury yield curves have inverted, the U.S. economy isn't acting like it is about to sink into a recession. Although many regional indexes have shown slowing activity and the housing market remains subpar, employment is still strong and retail sales, consumer and small-business sentiment are solid. Overall, you would have

(continued page 6)

Performance as of June 30, 2019		TexPool	TexPool Prime
Current Invested Balance		\$21,252,088,437.56	\$6,391,152,700.60
Weighted Average Maturity**		35	39
Weighted Average Life**		1.00012	1.00021
Net Asset Value		1.00012	1.00021
Total Number of Participants		2571	398
Management Fee on Invested Balance		0.0450%	0.0550%
Interest Distributed		\$41,559,012.56	\$13,793,628.65
Management Fee Collected		\$739,843.75	\$268,856.30
Standard & Poor's Current Rating		AA-Am	AA-Am
Month Averages			
Average Invested Balance		\$21,291,480,561.98	\$6,652,666,106.61
Average Monthly Rate*		2.39%	2.52%
Average Weighted Average Maturity**		36	42
Average Weighted Average Life**		105	69

*This average monthly rate for TexPool Prime for each date may reflect a number of some portion or all of each of the management fees.
**See page 2 for definitions.
††† Performance is no guarantee of future results.

Managed and Serviced by
Federated.
G35864-24 (7/19)

TexPool Participant Services
1001 Texas Avenue, Suite 1400 • Houston, TX 77002
Phone: +866-TEXPOOL (839-7663) • Fax: +866-839-3291 • TexPool.com

MS. CATHY CAMPBELL
BRAZORIA COUNTY
111 E LOCUST ST STE 305
ANGLETON TX 77515-4677



T6 P1

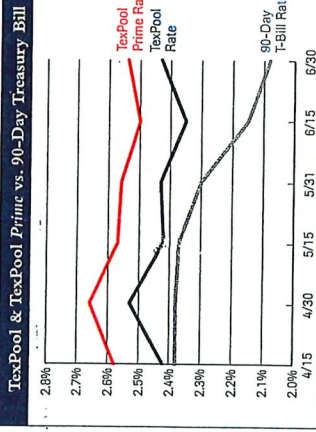
1299

to call the economy moderating, but a month or two doesn't make a trend. So we need to watch a little further to see which way the data is leaning. In any case, even a percentage point drop would reflect a moderately growing economy, not a recessionary one.

The general tone among cash managers mirrors this view. Flows into the liquidity space have been steady the entire year, likely because the market volatility of the fourth quarter of 2018 jump-started renewed interest.

We have been purchasing 3- and 4-month securities to try to keep yields as high as possible. But our conviction trades are in the 12-month area, in which we have been buying variable-rate instruments that reset every one or three months. If these stay steady or go back up again, we hope to benefit.


The Treasury curve ended June with 1-month at 2.06%, 3-month at 2.14%, and 6-month at 2.11%. London interbank offered rates (Libor) ended June with 1-month at 2.40%, 3-month at 2.32%, and 6-month at 2.21%. The weighted average maturity (WAM) at month-end was 35 days for TexPool and 39 days for TexPool Prime.



90-Day Treasury Bill is a short-term debt instrument backed by the national government. There are any prior investor can invest in a Treasury bill. The 90-Day Treasury Bill is a weighted average rate of the security amount of 90-Day Treasury Bill.
††† Performance is no guarantee of future results.

Portfolio by Maturity (%)

As of June 30, 2019



Portfolio by Type of Investment (%)

As of June 30, 2019



Portfolio Asset Summary as of June 30, 2019

	Book Value	Market Value
Uninvested Balance	\$1,640,195.00	-\$1,640,195.00
Receivable for Investments Sold	0.00	0.00
Accrual of Interest Income	26,672,016.75	26,672,016.75
Interest and Management Fees Payable	-41,559,080.14	-41,559,080.14
Payable for Investments Purchased	0.00	0.00
Accrued Expenses & Taxes	-76,367.17	-76,367.17
Repurchase Agreements	9,544,515,000.00	9,544,515,000.00
Mutual Fund Investments	255,074,000.00	255,074,000.00
Government Securities	8,996,905,510.52	8,996,905,510.52
U.S. Treasury Inflation Protected Securities	1,194,505,416.75	1,194,505,416.75
US Treasury Bills	737,742,943.07	737,742,943.07
US Treasury Notes	539,470,985.01	539,470,985.01
Total	\$21,252,038,437.56	\$21,252,038,437.56

Market value of collateral supporting the Repurchase Agreements is at least 102% of the Book Value. The portfolio is managed by Federated Investment Counseling and the assets are safe, kept in a separate custodial account at State Street Bank in the name of TexPool. The only source of payment to the Participants is the assets of TexPool. There is no secondary source of payment for the pool such as insurance or State guarantee. Should you require a copy of the portfolio, please contact TexPool Participant Services.

Participant Summary

	Number of Participants	Balance
School District	595	\$7,223,028,310.75
Higher Education	59	\$894,895,466.38
Healthcare	84	\$942,517,601.55
Utility District	823	\$3,087,079,800.70
City	471	\$4,897,958,818.13
County	186	\$2,314,173,818.41
Other	353	\$1,592,304,715.87

**Definition of Weighted Average Maturity and Weighted Average Life

WAM is the mean average of the periods of time remaining until the securities held in TexPool (a) are scheduled to be repaid, (b) would be repaid upon a demand by TexPool, or (c) are scheduled to have their interest rate restructured to their final rate. Securities with adjustable rate payable upon demand are treated as maturing on the earlier of the two dates set forth in (b) and (c) if their scheduled maturity is 397 days or less, and the later of the two dates set forth in (b) and (c) if their scheduled maturity is more than 397 days. The mean is weighted based on the percentage of the amortized cost of the portfolio invested in each period.

WAL is calculated in the same manner as WAM, but is based solely on the periods of time remaining until the securities held in TexPool (a) are scheduled to be repaid or (b) would be repaid upon a demand by TexPool, without reference to when interest rate of securities within TexPool are scheduled to be re-adjusted.


Daily Summary

Date	Money/Mkt. Fund Equiv. (SEC Stnd)	Dividend Factor	TexPool Invested Balance	NAV	WAM Days	WAL Days
6/1	2.4334%	0.000066689	\$21,351,856,377.08	1.00008	38	103
6/2	2.4334%	0.000066669	\$21,351,856,377.08	1.00008	38	103
6/3	2.4221%	0.000066360	\$21,360,254,614.26	1.00011	35	101
6/4	2.3873%	0.000065405	\$21,360,670,465.82	1.00012	36	101
6/5	2.3782%	0.000065156	\$21,327,554,908.33	1.00010	35	100
6/6	2.3783%	0.000065167	\$21,308,901,905.04	1.00011	35	100
6/7	2.3783%	0.000065165	\$21,340,841,082.37	1.00013	35	100
6/8	2.3783%	0.000065185	\$21,340,841,082.37	1.00013	35	100
6/9	2.3783%	0.000065146	\$21,340,841,082.37	1.00013	35	100
6/10	2.3778%	0.000065146	\$21,281,183,092.91	1.00013	35	99
6/11	2.3788%	0.000065036	\$21,210,568,586.40	1.00012	36	102
6/12	2.3702%	0.000064936	\$21,277,363,773.58	1.00011	36	101
6/13	2.3621%	0.000064714	\$21,260,159,783.34	1.00013	36	107
6/14	2.3511%	0.000064414	\$21,296,730,042.63	1.00012	37	108
6/15	2.3511%	0.000064414	\$21,296,730,042.63	1.00012	37	108
6/16	2.3511%	0.000064414	\$21,296,730,042.63	1.00012	37	108
6/17	2.3712%	0.000064965	\$21,310,879,312.84	1.00012	36	107
6/18	2.3665%	0.000064638	\$21,331,834,606.05	1.00011	36	106
6/19	2.3555%	0.000064533	\$21,282,782,860.14	1.00016	36	108
6/20	2.3485%	0.000064353	\$21,212,739,154.46	1.00013	37	109
6/21	2.3557%	0.000064539	\$21,176,490,444.32	1.00014	37	109
6/22	2.3557%	0.000064539	\$21,176,490,444.32	1.00014	37	109
6/23	2.3557%	0.000064539	\$21,176,490,444.32	1.00014	37	109
6/24	2.3686%	0.000064693	\$21,121,135,234.69	1.00014	35	107
6/25	2.3621%	0.000065262	\$21,412,354,035.04	1.00012	35	105
6/26	2.3930%	0.000065563	\$21,364,601,718.31	1.00011	34	106
6/27	2.3927%	0.000065554	\$21,396,286,035.45	1.00011	34	105
6/28	2.4274%	0.000066504	\$21,252,088,437.56	1.00012	35	107
6/29	2.4274%	0.000066504	\$21,252,088,437.56	1.00012	35	107
6/30	2.4274%	0.000066504	\$21,252,088,437.56	1.00012	35	107
Average:	2.3812%	0.000065239	\$21,291,480,561.98	1.00012	36	105

TexPool PRIME

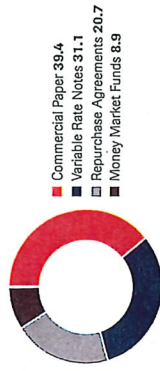
Portfolio by Maturity (%)

As of June 30, 2019



Portfolio by Type of Investment (%)

As of June 30, 2019



TexPool PRIME


Daily Summary

Date	Money Mkt. Fund Equiv. (SEC St'd)	Dividend Factor	TexPool Prime Invested Balance	NAV	WAM Days	WAL Days
6/1	2.5620%	0.000070183	\$6,845,429,589.36	1.00008	43	66
6/2	2.5620%	0.000070183	\$6,845,429,589.36	1.00008	43	68
6/3	2.5919%	0.000071012	\$6,700,378,258.35	1.00008	46	70
6/4	2.5286%	0.000069278	\$6,713,700,327.57	1.00009	46	69
6/5	2.5220%	0.000069087	\$6,726,845,383.95	1.00010	45	68
6/6	2.5240%	0.000069151	\$6,741,397,074.06	1.00010	44	68
6/7	2.5260%	0.000069206	\$6,685,163,570.12	1.00007	46	69
6/8	2.5260%	0.000069206	\$6,685,163,570.12	1.00007	46	68
6/9	2.5260%	0.000069206	\$6,685,163,570.12	1.00007	46	69
6/10	2.5149%	0.000068902	\$6,683,636,055.80	1.00014	44	66
6/11	2.5178%	0.000068980	\$6,654,802,459.07	1.00015	44	66
6/12	2.5167%	0.000068952	\$6,609,211,660.29	1.00016	44	66
6/13	2.5135%	0.000068862	\$6,595,752,308.89	1.00018	43	65
6/14	2.4975%	0.000068425	\$6,695,860,252.82	1.00012	43	65
6/15	2.4975%	0.000068425	\$6,695,860,252.82	1.00012	43	65
6/16	2.4975%	0.000068425	\$6,695,860,252.82	1.00012	43	65
6/17	2.5078%	0.000068700	\$6,796,495,244.76	1.00019	40	63
6/18	2.5117%	0.000068814	\$6,793,802,269.15	1.00021	40	68
6/19	2.5047%	0.000068622	\$6,713,052,263.40	1.00021	40	66
6/20	2.5023%	0.000068556	\$6,675,959,627.29	1.00023	40	66
6/21	2.5081%	0.000068715	\$6,691,928,957.83	1.00017	40	72
6/22	2.5081%	0.000068715	\$6,651,928,957.83	1.00017	40	72
6/23	2.5081%	0.000068715	\$6,651,928,957.83	1.00017	40	72
6/24	2.5186%	0.000069003	\$6,594,594,334.96	1.00024	38	70
6/25	2.5212%	0.000069075	\$6,662,834,594.39	1.00024	38	71
6/26	2.5261%	0.000069209	\$6,568,470,317.17	1.00025	37	71
6/27	2.5207%	0.000069059	\$6,446,615,415.69	1.00026	38	74
6/28	2.5390%	0.000069561	\$6,381,152,700.60	1.00021	39	75
6/29	2.5390%	0.000069561	\$6,381,152,700.60	1.00021	39	75
6/30	2.5390%	0.000069561	\$6,381,152,700.60	1.00021	39	75
Average:	2.5226%	0.000069113	\$6,652,666,106.61	1.00016	42	69

TexPool PRIME

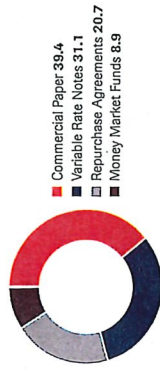
Portfolio by Maturity (%)

As of June 30, 2019



Portfolio by Type of Investment (%)

As of June 30, 2019



Portfolio Asset Summary as of June 30, 2019

	Book Value	Market Value
Uninvested Balance		-\$792.41
Receivable for Investments Sold	0.00	0.00
Accrual of Interest Income	4,645,537.44	4,645,537.44
Interest and Management Fees Payable	-13,793,633.20	-13,793,633.20
Payable for Investments Purchased	-63,000,000.00	-63,000,000.00
Accrued Expenses & Taxes	-25,680.39	-25,680.39
Repurchase Agreements	1,333,793,000.00	1,333,793,000.00
Commercial Paper	2,541,906,916.01	2,542,919,475.00
Bank Instruments	0.00	0.00
Mutual Fund Investments	572,127,113.28	572,052,003.75
Government Securities	0.00	0.00
Variable Rate Notes	2,005,500,239.87	2,005,874,240.00
Total	\$6,391,152,700.60	\$6,392,464,150.19

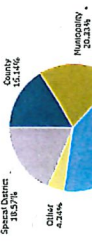
Market value of collateral supporting the Repurchase Agreements is at least 102% of the Book Value. The portfolio is managed by Fidelity Investment. Counseling and the assets are safe kept in a separate custodial account at State Street Bank in the name of TexPool Prime. The assets of TexPool Prime are the only source of payments to the Participants. There is no secondary source of payment for the pool itself as insurance or State guarantee. Should you require a copy of the portfolio, please contact TexPool Participant Services.

Participant Summary

	Number of Participants	Balance
School District	124	\$2,692,568,467.27
Higher Education	19	\$813,446,273.11
Healthcare	16	\$206,793,144.44
Utility District	46	\$324,762,483.35
City	77	\$1,089,925,300.97
County	40	\$598,927,343.32
Other	76	\$955,298,116.10

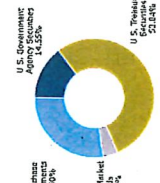
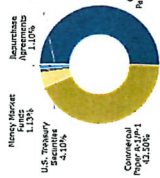
Texas CLASS Portfolio Characteristics

The following information is provided in accordance with Texas State Statute 2256.0016. As of June 30, 2019:



Participant Breakdown by Balance

Participant Breakdown by Entity Type



Texas CLASS Portfolio Breakdown

Texas CLASS Government Portfolio Breakdown

Texas CLASS Prior Month Comparison

Month End	Average Yield	Month Ending Assets	Share Balance	Market Value	Amortized Cost	NAV	WAM	WAM (Rebal)	WAM (Rebal)
Apr-19	2.58%	\$10,998,896,356	\$10,899,366,237	\$10,844,981,754	\$10,845,454,655	1.00	64	64	71
May-19	2.56%	\$10,995,675,574	\$10,998,827,986	\$10,944,273,764	\$10,944,460,777	1.00	47	47	79
Jun-19	2.31%	\$9,866,684,281	\$9,865,698,842	\$9,863,490,800	\$9,862,455,807	1.00	51	51	76

As of the end of the last day of this month

Texas CLASS Government Prior Month Comparison

Month End	Average Yield	Month Ending Assets	Share Balance	Market Value	Amortized Cost	NAV	WAM	WAM (Rebal)	WAM (Rebal)
Apr-19	2.45%	\$625,745,746	\$625,746,419	\$625,569,222	\$625,570,195	1.00	43	43	63
May-19	2.42%	\$630,253,644	\$630,260,379	\$630,020,096	\$630,029,832	1.00	39	39	65
Jun-19	2.37%	\$628,904,980	\$628,816,121	\$631,072,773	\$631,167,001	1.00	57	57	80

As of the end of the last day of this month

Fund Highlights as of June 30, 2019 (Unaudited)

For the month of June 2019, the Program Administrator accrued fees of \$78,404.14 and had average shares outstanding of 10,126,574,328.03 for Texas CLASS. For Texas CLASS Government, the Program Administrator accrued fees of \$4,950.47 and had average shares outstanding of 427,709,148.84. The fee for both Texas CLASS and Texas CLASS Government are accrued on a daily basis by multiplying the investment property value by the applicable fee rate, and divided by 365 or 366 days in the event of a leap year. The investment property value shall be based on the current day's share outstanding. For weekend days and holidays, the share outstanding for the previous business day will be utilized for the calculation of fees. The applicable fee rate is located in Exhibit F of the Eighth Amended and Restated Trust Agreement. The Program Administrator reserves the right to abate fees listed in the Eighth Amended and Restated Trust Agreement. The monthly fee is the sum of all daily fee accruals for the month of June. The fees are paid monthly upon notification to the custodian hereof as of June 30, 2019, the fee for Texas CLASS was 10 basis points and the fee for Texas CLASS Government was 1 basis point.

- Both funds are rated 'AAA+' by S&P Global Ratings.
- Net Asset Value for both funds from June 1 to June 30, 2019 is equal to \$1.00.
- The final maturity dates of all securities were less than one year.
- The custodian bank for Texas CLASS is Wells Fargo Bank, N.A.
- Total number of Participants is 761.
- There are currently no investments that have a stated maturity greater than one year.
- All sources of payment for Texas CLASS are Brady Pensions, CFA and (NS) Volat, CFA.
- All sources of payment are the underlying assets of the local government investment pool in which the fund is invested.
- The Eighth Amended and Restated Trust Agreement was adopted by the Board of Trustees on April 8, 2019. You can access your copy of the Eighth Amended and Restated Trust Agreement by clicking [here](#).

Board of Trustees

Advisory Board

Texas CLASS is supervised by a Board of Trustees (the Board) who are elected by the Participants. The Board supervises the Trust and its affairs and acts as the liaison between the Participants and the Custodian and Program Administrator. The Board administers the affairs of the Trust and enters into contracts and agreements on behalf of the Trust in order to effectuate the terms of the Trust Agreement. It also selects the custodian for Texas CLASS, including the Program Administrator and the Custodian, subject to the terms of the Trust Agreement.

The Board is selected at the annual meeting of the Participants. Any representative may be nominated as a Trustee. The number of Trustees to be selected shall be determined by the Participants at such meeting and shall be an odd number of three or more. Currently, the Board of Trustees consists of the following members, each serving two-year staggered terms:

Mr. Steve Williams, Chairman
 Asst. City Administrator/CFO
 City of Corpus Christi
 Term Expires 2021
[View Bio](#)

Ms. Monika Arris
 Director of Budget & Finance
 Collier County
 Term Expires 2020
[View Bio](#)

Ms. Cindy Yeatts Brown
 Treasurer
 Denton County
 Term Expires 2021
[View Bio](#)

Mr. Rodney Rhoades
 Deputy Director - Admin. Services
 North Texas Municipal Water Dist.
 Term Expires 2021

Ms. Amy Perez
 Director of Financial Management
 Harris County
 Term Expires 2021
[View Bio](#)

Mr. Mike Hagar
 Asst. Sec. of Business & Finance
 Harris County
 Term Expires 2020
[View Bio](#)

Ms. Heather Huribert
 Director of Finance
 Denton County
 Term Expires 2020
[View Bio](#)

Texas Class Government Rates for June 2019

Date	Daily Rate (%)	YTD Yield (%)	7-Day Yield (%)	WAM Days to Reset	WAM Days to Final	Daily Dividend	Net Asset Value (NAV)
6/30/2019	2.4051	2.4198	2.3965	57	80	0.000065893153	1.00015081
6/29/2019	2.4051	2.4199	2.3922	57	80	0.000065893153	1.00015081
6/28/2019	2.4051	2.4200	2.3880	57	80	0.000065893153	1.00015081
6/27/2019	2.4051	2.4201	2.3837	58	81	0.000065893143	1.00022236
6/26/2019	2.3951	2.4202	2.3794	57	80	0.000065619179	1.00025772
6/25/2019	2.3851	2.4203	2.3765	56	79	0.000065345205	1.00027943
6/24/2019	2.3751	2.4205	2.3765	52	76	0.000065071230	1.00028986
6/23/2019	2.3751	2.4208	2.3751	53	78	0.000065071230	1.00023504
6/22/2019	2.3751	2.4210	2.3751	53	78	0.000065071230	1.00023504
6/21/2019	2.3751	2.4213	2.3751	54	78	0.000065071234	1.00025614
6/20/2019	2.3751	2.4216	2.3751	54	78	0.000065071234	1.00025614
6/19/2019	2.3751	2.4218	2.3765	54	77	0.000065071232	1.00017875
6/18/2019	2.3851	2.4221	2.3780	53	76	0.000064797253	1.00017753
6/17/2019	2.3651	2.4223	2.3794	50	74	0.000064797253	1.00020492
6/16/2019	2.3751	2.4227	2.3836	52	76	0.000065071235	1.00013606
6/15/2019	2.3751	2.4230	2.3865	52	76	0.000065071235	1.00013606
6/14/2019	2.3751	2.4233	2.3893	52	76	0.000065071235	1.00013606
6/13/2019	2.3851	2.4235	2.3922	52	77	0.000065345201	1.00016904
6/12/2019	2.3851	2.4238	2.3936	53	78	0.000065345209	1.00014450
6/11/2019	2.3951	2.4240	2.3965	53	78	0.000065619173	1.00014450
6/10/2019	2.3946	2.4242	2.4022	54	79	0.000065606265	1.00017037
6/9/2019	2.3951	2.4244	2.4065	55	81	0.000065619180	1.00006791
6/8/2019	2.3951	2.4246	2.4094	55	81	0.000065619180	1.00006791
6/7/2019	2.3951	2.4248	2.4122	55	81	0.000065619181	1.00006791
6/6/2019	2.3951	2.4249	2.4151	56	81	0.000065619182	1.0000795
6/5/2019	2.4051	2.4251	2.4180	51	76	0.000065893153	1.00007134
6/4/2019	2.4351	2.4253	2.4165	46	70	0.000066715062	1.00008467
6/3/2019	2.4251	2.4252	2.4108	37	63	0.000066441094	1.00006704
6/2/2019	2.4151	2.4252	2.4065	39	65	0.000066167124	0.99989663
6/1/2019	2.4151	2.4253	2.4037	39	65	0.000066167124	0.99989663

Texas Class Rates for June 2019

Date	Daily Rate (%)	YTD Yield (%)	7-Day Yield (%)	WAM Days to Reset	WAM Days to Final	Daily Dividend	Net Asset Value (NAV)
6/30/2019	2.4786	2.5853	2.4867	51	76	0.000067905886	1.00011072
6/29/2019	2.4786	2.5859	2.4876	51	76	0.000067905886	1.00011072
6/28/2019	2.4786	2.5865	2.4886	51	76	0.000067905886	1.00011072
6/27/2019	2.5243	2.5871	2.4895	51	77	0.000069159599	1.00019779
6/26/2019	2.4785	2.5875	2.4895	51	77	0.000067849775	1.00019979
6/25/2019	2.4851	2.5881	2.4865	51	76	0.000068084931	1.00023239
6/24/2019	2.4851	2.5887	2.4880	51	77	0.000068084931	1.00024820
6/23/2019	2.4851	2.5893	2.4895	52	77	0.000068084931	1.00012420
6/22/2019	2.4851	2.5899	2.4923	52	77	0.000068084931	1.00012420
6/21/2019	2.4851	2.5905	2.4952	52	77	0.000068084931	1.00012420
6/20/2019	2.4851	2.5911	2.4981	52	77	0.000068084931	1.00012420
6/19/2019	2.4951	2.5917	2.5012	54	79	0.000068358904	1.00016152
6/18/2019	2.4951	2.5923	2.5028	54	79	0.000068358904	1.00015718
6/17/2019	2.4958	2.5929	2.5057	54	79	0.000068358904	1.00015718
6/16/2019	2.5051	2.5935	2.5084	53	77	0.000068376932	1.00015057
6/15/2019	2.5051	2.5940	2.5099	53	79	0.000068632876	1.00008146
6/14/2019	2.5051	2.5945	2.5113	53	79	0.000068632877	1.00008146
6/13/2019	2.5070	2.5951	2.5128	53	79	0.000068632877	1.00008146
6/12/2019	2.5064	2.5956	2.5154	54	81	0.000068686098	1.00015651
6/11/2019	2.5151	2.5962	2.5180	55	81	0.000068906850	1.00015177
6/10/2019	2.5151	2.5967	2.5209	54	81	0.000068906850	1.00015177
6/9/2019	2.5153	2.5972	2.5239	54	82	0.000068912478	1.00003648
6/8/2019	2.5153	2.5977	2.5281	54	82	0.000068912479	1.00003648
6/7/2019	2.5153	2.5982	2.5324	54	82	0.000068912479	1.00003648
6/6/2019	2.5251	2.5987	2.5366	54	82	0.000069180822	1.00014755
6/5/2019	2.5251	2.5992	2.5395	51	80	0.000069180822	1.0001718
6/4/2019	2.5951	2.5997	2.5424	48	77	0.000069454794	1.00012856
6/3/2019	2.5959	2.6001	2.5440	48	78	0.000069476312	1.00010737
6/2/2019	2.5451	2.6005	2.5456	47	79	0.000069728767	0.99998250
6/1/2019	2.5451	2.6009	2.5460	47	79	0.000069728767	0.99998250