



**CERTIFIED COPY
BRAZORIA COUNTY COMMISSIONERS' COURT**

ORDER NO. 8.Q.1

**RE: TREASURER'S MONTHLY REPORT AND
INVESTMENT REPORT FOR OCTOBER
2019**

Approve the Treasurer's Monthly Report and Monthly Investment Report for October 2019. This order and affidavit must be filed with the County Clerk. It is further requested a certified copy of this order be returned to the County Treasurer. This report will be published on the County website.

RESULT:	PASSED [UNANIMOUS]
MOVER:	Stacy L. Adams, Commissioner
SECONDER:	David R. Linder, Commissioner
AYES:	Judge Sebesta, Commissioner Payne, Commissioner Cade, Commissioner Adams, Commissioner Linder

STATE OF TEXAS §

COUNTY OF BRAZORIA §

I, **Joyce Hudman, Clerk County Court and Ex-Officio Clerk of the Commissioners' Court of Brazoria County, Texas**, do hereby certify that the foregoing is a true and correct copy of that certain:

ORDER NO. 8.Q.1

**RE: TREASURER'S MONTHLY REPORT AND
INVESTMENT REPORT FOR OCTOBER
2019**

as passed by the Commissioners' Court on the 10th day of DECEMBER, A.D., 2019, Regular Session Term of Commissioners' Court and as the same appear(s) in the Commissioners' Court Records of Brazoria County, Texas.

**GIVEN UNDER MY HAND AND SEAL OF OFFICE, this the 11th DAY OF
DECEMBER, A. D., 2019.**

JOYCE HUDMAN, Clerk County Court
and Ex-Officio Member of the Commissioners'
Court of Brazoria County, Texas

By: _____

M. Hudman
M. Hudman, Deputy



CATHY CAMPBELL, CCT, CIO
BRAZORIA COUNTY TREASURER

111 E. Locust, Room 305 Angleton, Texas 77515-4654
979-864-1353 FAX 979-864-1680

Attached is the Monthly Treasurer's Report submitted by Cathy Campbell, Brazoria County Treasurer for the month of **OCTOBER 2019**. This report is submitted in compliance with the Local Government Code Sec. 114.026 and contains:

Commissioners' Court Affidavit: 114.026 (d)
Monies received and disbursed: 114.026 (a) (1)
Pledged Securities Management Report: 2257.021
Debts due to* and owed by the county: 114.026 (a) (2)
All other proceedings in the Treasurer's office: 114.026 (a) (3)
Brazoria County general ledger fund activity: 114.026 (c)

Brazoria County Investment Portfolio for **OCTOBER 2019**: 2256.023

Note: debts due to the County are reported to the Court separately by collecting offices

"I CERTIFY THAT TO THE BEST OF MY KNOWLEDGE THE ATTACHED REPORTS ARE TRUE AND CORRECT."


Cathy Campbell, CCT, CIO
Brazoria County Treasurer


MINUTES OF COUNTY FINANCES
TREASURER'S MONTHLY REPORT
AFFIDAVIT
COMMISSIONERS' COURT DECEMBER 10, 2019

BEFORE ME, the undersigned authority, a Notary Public in and for Brazoria County, Texas, on this day personally appeared the Members of Brazoria County Commissioners' Court and who after being duly sworn upon their oaths do hereby state as follows:

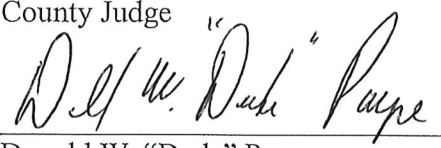
The requirements of Subsection (c) of the Texas Local Government Code §114.026 have been met and that we have reviewed and examined the Monthly Report of: **CATHY CAMPBELL**, Treasurer of Brazoria County, Texas for **OCTOBER 2019**.

Further, having taken reasonable steps to ensure its accuracy as presented, approve the report and enter this order into the minutes which state total cash and other assets in the custody of the County Treasurer at the time of the examination to be \$150,591,890.26

The Treasurer's report and this affidavit will be published on the Brazoria County website.




L. M. "Matt" Sebesta, Jr.
County Judge




Donald W. "Dude" Payne
Commissioner Precinct 1



Ryan Cade
Commissioner Precinct 2





Stacy L. Adams
Commissioner Precinct 3



David R. Linder
Commissioner Precinct 4

SUBSCRIBED AND SWORN TO BEFORE ME THIS 10th DAY OF DECEMBER, 2019.






Notary Public in and for Brazoria County, Texas
My Commission Expires: 2-16-2020

BRAZORIA COUNTY Bank Account Activity and Interest Report for October 2019

Account	Ending Bank Balance 09/30/2019	Deposits and Other Credits Received	Checks and Other Debits Disbursed	Ending Bank Balance 10/31/2019	MONTHLY Interest Earned	Interest Rate
FIRST NATIONAL BANK OF LAKE JACKSON						
Tax Assessor/Collector GOVPAY Acct	593,658.58	857,246.43	(717,701.01)	733,204.00	357.52	0.70
Tax Assessor/Collector Veh Inventory Prop Tax	1,692,576.51	206,350.36	(8,241.54)	1,890,685.33	930.78	0.70
Payroll	1,248,235.29	13,547,258.74	(12,757,702.35)	2,037,791.68	1,022.06	0.70
Operating	21,971,010.36	17,809,250.13	(25,212,430.34)	14,567,830.15	9,336.66	0.70
Jury Fund	448,948.00	70.00	(26,171.00)	422,847.00	234.03	0.70
Tax Assessor/Collector Boat Sales Tax *	5,728.06	38,426.45	(40,655.23)	3,499.28	1.79	0.70
County Clerk Trust Fund	5,972,569.19	221,923.86	(1,652,882.99)	4,541,610.06	2,776.46	0.70
District Clerk Trust Fund	2,135,670.45	220,139.81	(44,268.59)	2,311,541.67	1,341.77	0.70
Tax Assessor/Collector Motor Vehicle Acct	1,417,492.12	6,898,176.59	(6,801,932.43)	1,513,736.28	720.32	0.70
Tax Assessor/Collector Boat Collections	22,820.63	86,286.77	(45,799.80)	63,307.60	12.85	0.70
Tax Assessor/Collector Sales Tax Account *	672,572.32	4,447,241.70	(4,033,806.90)	1,086,007.12	390.09	0.70
Sheriff Barber Shop Education Training Program *	74,675.66	44.35	(730.88)	73,989.13	44.35	0.70
Comptroller Direct Deposit	227,650.30	4,880,703.56	(4,271,967.75)	836,386.11	238.98	0.70
Sheriff's Dept Narcotic Unit-Operations	7,378.57	6,000.00	(13,028.40)	350.17	1.74	0.70
Comm. Super & Corrections Dept. Restitution Acct	107,629.27	32,021.50	(30,071.62)	109,579.15	63.23	0.70
District Atty Check Collection Account	17,880.68	7,858.29	(7,599.52)	18,139.45	10.34	0.70
Tax Assessor/Collector Tax Account	1,423,433.09	37,857,620.86	(35,453,621.87)	3,827,432.08	1,750.80	0.70
Employee Benefit Trust Fund *	3,436,294.64	1,645,827.34	(1,443,303.22)	3,638,818.76	2,031.94	0.70
Investment Acct	-	8,047,700.00	(8,047,700.00)	0.00	615.59	0.70
Credit Card Account	126,245.97	522,707.67	(498,416.52)	150,537.12	81.50	0.70
E-Filing / E-Recording	95,692.15	351,770.50	(305,198.10)	142,264.55	67.03	0.70
Parks Credit Card	17,289.31	46,697.67	(46,093.70)	17,893.28	9.89	0.70
Juvenile Restitution Account	2,340.00	1,738.76	(1,349.16)	2,729.60	1.41	0.70
TouchPay Credit Card	29,666.65	117,986.22	(92,704.07)	54,948.80	24.09	0.70
First National Bank of Lake Jackson Totals	41,747,457.80	97,851,047.56	(101,553,376.99)	38,045,128.37	22,065.22	
TOTAL Interest Earning Accounts EOM Balance				38,045,128.37	22,065.22	

Non-Int bearing Accts at the bank: Sheriff, County and District Clerks Cash Bonds; TCDBG-IKE; Inmate Trusts; TCEQ and Bail Bond Sec

This report is presented in accordance with The Texas Government Code Title 4 Sec. 114.026 (a)(1) and I certify that to the best of my knowledge the above is the true and correct cash balance remaining in the Treasurer's custody.



Cathy Campbell, COT, CIO
Brazoria County Treasurer

1,159,944.00
39,205,072.37



CATHY CAMPBELL, CCT, CIO
BRAZORIA COUNTY TREASURER

111 E. Locust, Room 305 Angleton, Texas 77515-4654
979-864-1353 FAX 979-864-1680

Attached is a copy of the management reports for the securities that were pledged to Brazoria County by First National Bank of Lake Jackson and Wells Fargo Bank for the month of **October 2019**.

"I CERTIFY THAT TO THE BEST OF MY KNOWLEDGE THE ATTACHED REPORTS ARE TRUE AND CORRECT."

A handwritten signature in blue ink that reads "Cathy Campbell".

Cathy Campbell, CCT, CIO
Brazoria County Treasurer



Public Funds Collateral Management Team
 333 Market St 4th Floor
 San Francisco, CA 94105-
 Phone: 1-877-479-6603
 publicfundscollateral@wellsfargo.com

PUBLIC FUNDS

STATEMENT PERIOD
 10/01/2019 - 10/31/2019

XNPBFMDTBY 1 000533



BRAZORIA COUNTY
 CATHY CAMPBELL
 111 E. LOCUST, SUITE 305
 ANGLETON, TX 77515

DAILY COLLATERAL REPORT

Date	Deposit Total	FDIC Insurance	Total Deposits Requiring Collateral	Collateral Value	Required Collateral Level	Collateral Value vs. Required Collateral
10/01/2019	51.40	51.40	0.00	0.00	0.00	0.00
10/02/2019	51.40	51.40	0.00	0.00	0.00	0.00
10/03/2019	51.40	51.40	0.00	0.00	0.00	0.00
10/04/2019	51.40	51.40	0.00	0.00	0.00	0.00
10/05/2019	51.40	51.40	0.00	0.00	0.00	0.00
10/06/2019	51.40	51.40	0.00	0.00	0.00	0.00
10/07/2019	51.40	51.40	0.00	0.00	0.00	0.00
10/08/2019	51.40	51.40	0.00	0.00	0.00	0.00
10/09/2019	51.40	51.40	0.00	0.00	0.00	0.00
10/10/2019	51.40	51.40	0.00	0.00	0.00	0.00
10/11/2019	51.40	51.40	0.00	0.00	0.00	0.00
10/12/2019	51.40	51.40	0.00	0.00	0.00	0.00
10/13/2019	51.40	51.40	0.00	0.00	0.00	0.00
10/14/2019	51.40	51.40	0.00	0.00	0.00	0.00
10/15/2019	51.40	51.40	0.00	0.00	0.00	0.00
10/16/2019	51.40	51.40	0.00	0.00	0.00	0.00
10/17/2019	51.40	51.40	0.00	0.00	0.00	0.00
10/18/2019	51.40	51.40	0.00	0.00	0.00	0.00
10/19/2019	51.40	51.40	0.00	0.00	0.00	0.00
10/20/2019	51.40	51.40	0.00	0.00	0.00	0.00
10/21/2019	51.40	51.40	0.00	0.00	0.00	0.00
10/22/2019	51.40	51.40	0.00	0.00	0.00	0.00
10/23/2019	51.40	51.40	0.00	0.00	0.00	0.00
10/24/2019	51.40	51.40	0.00	0.00	0.00	0.00
10/25/2019	51.40	51.40	0.00	0.00	0.00	0.00
10/26/2019	51.40	51.40	0.00	0.00	0.00	0.00
10/27/2019	51.40	51.40	0.00	0.00	0.00	0.00
10/28/2019	51.40	51.40	0.00	0.00	0.00	0.00
10/29/2019	51.40	51.40	0.00	0.00	0.00	0.00
10/30/2019	51.40	51.40	0.00	0.00	0.00	0.00
10/31/2019	51.40	51.40	0.00	0.00	0.00	0.00

XNPBFMDTBY 1 000533

Reportfolio

First National Bank of Lake Jackson, Lake Jackson, T
 Published: 10/31/2019 1:01:10 PM

Management Report
 Pledged To: BRAZORIA COUNTY

Date: 31-Oct-19
 Page: 18

Section V-C

Code	Cusip Trans#	Description Maturity	Prererefund	Pool Coupon	Moody StdPoor	Original Face Pledged Percent	Original Face Value	Pledged Par Value	Pledged Book Value	Pledged Market Value
------	--------------	----------------------	-------------	-------------	---------------	-------------------------------	---------------------	-------------------	--------------------	----------------------

Location FAS 115
 Total Pledged 129 To: BRC BRAZORIA COUNTY \$315,184,512.00 \$74,609,437.92 \$75,295,143.42 \$76,129,927.17

\$0.00 Munis with Maturity Under 2 Years \$63,350.53 Other securities with Stated Maturity Under 2 Years
 \$0.00 Munis with Maturity Over 2 Years \$74,546,087.39 Other securities with Stated Maturity Over 2 Years

** If no data is shown, then there are no pledges for the current period.



Brazoria County Bond Payments - October 2019

	<u>INTEREST</u>	<u>PRINCIPAL</u>	<u>BAB SUBSIDY</u>	<u>TOTAL</u>
Series 2010B - Unlimited Tax Road Bonds (BAB)	0.00	0.00	0.00	0.00
Series 2012 - Certificates of Obligation	0.00	0.00		0.00
Series 2012 - Unlimited Tax Road Bonds	0.00	0.00		0.00
Series 2013 - Limited Tax Notes	0.00	0.00		0.00
Series 2016 - Unlimited Tax Refunding Bonds	0.00	0.00		0.00
Series 2016 - Limited Tax Refunding Bonds	0.00	0.00		0.00
Series 2018 - Certificates of Obligation	0.00	0.00		0.00
Series 2018 - Unlimited Tax Refunding Bonds	0.00	0.00		0.00
TOTAL PAYMENTS	0.00	0.00	0.00	0.00

The following pages show the remaining bond payments to be made by Brazoria County.

This report is presented in accordance with The Texas Government Code Title 4 Sec. 114.026 (a)(2)



Cathy Campbell, CCT, CIO
Brazoria County Treasurer

BRAZORIA COUNTY, TEXAS
Series 2010B - Unlimited Tax Road Bonds
(Build America Bonds)
Remaining Payment Schedule

FISCAL YEAR	INTEREST 1-Mar	PRINCIPAL 1-Mar	INTEREST 1-Sep	BAB's SUBSIDY	TOTAL PAYMENT
2020	343,234.00	935,000.00	321,056.00	(215,522.25)	1,383,767.75
2021	321,056.00	965,000.00	297,201.00	(200,587.30)	1,382,669.70
2022	297,201.00	1,000,000.00	271,981.00	(184,665.41)	1,384,516.59
2023	271,981.00	1,030,000.00	245,232.00	(167,804.59)	1,379,408.41
2024	245,232.00	1,070,000.00	216,909.00	(149,937.03)	1,382,203.97
2025	216,909.00	1,105,000.00	187,107.00	(131,078.95)	1,377,937.05
2026	187,107.00	1,145,000.00	152,608.00	(110,217.13)	1,374,497.87
2027	152,608.00	1,195,000.00	116,603.00	(87,342.82)	1,376,868.18
2028	116,603.00	1,240,000.00	79,242.00	(63,539.95)	1,372,305.05
2029	79,242.00	1,290,000.00	40,374.00	(38,808.22)	1,370,807.78
2030	40,374.00	1,340,000.00		(13,098.94)	1,367,275.06
Total	2,271,547.00	12,315,000.00	1,928,313.00	(1,362,602.58)	15,152,257.42

Debt History:
 Date of receipt 1-Mar-10
 Amount of issue \$13,225,000.00
 True Int Cost 3.580%

Paying Agent:
 U.S. Bank
 ABA routing # 091000022
 St. Paul, MN 55486-2639

BRAZORIA COUNTY, TEXAS
Series 2012 - Certificates of Obligation
Remaining Payment Schedule

FISCAL YEAR	INTEREST 1-Mar	PRINCIPAL 1-Mar	INTEREST 1-Sep	TOTAL PAYMENT
2020	509,700.00	1,285,000.00	477,575.00	2,272,275.00
2021	477,575.00	1,350,000.00	443,825.00	2,271,400.00
2022	443,825.00	1,420,000.00	408,325.00	2,272,150.00
2023	408,325.00	1,495,000.00	370,950.00	2,274,275.00
2024	370,950.00	1,570,000.00	331,700.00	2,272,650.00
2025	331,700.00	1,650,000.00	290,450.00	2,272,150.00
2026	290,450.00	1,735,000.00	247,075.00	2,272,525.00
2027	247,075.00	1,825,000.00	201,450.00	2,273,525.00
2028	201,450.00	1,920,000.00	153,450.00	2,274,900.00
2029	153,450.00	2,000,000.00	118,450.00	2,271,900.00
2030	118,450.00	2,075,000.00	82,137.50	2,275,587.50
2031	82,137.50	2,145,000.00	44,600.00	2,271,737.50
2032	44,600.00	2,230,000.00		2,274,600.00
Total	3,679,687.50	22,700,000.00	3,169,987.50	29,549,675.00

Debt History:
 Date of Receipt 26-Jul-12
 Amount of Issue \$25,115,000.00
 True Int Cost 3.380%

Paying Agent:
 U.S. Bank
 ABA routing # 091000022
 St. Paul, MN 55486-2639

BRAZORIA COUNTY, TEXAS
Series 2012 - Unlimited Tax Road Bonds
Remaining Payment Schedule

FISCAL YEAR	INTEREST 1-Mar	PRINCIPAL 1-Mar	INTEREST 1-Sep	TOTAL PAYMENT
2020	101,475.00	405,000.00	95,400.00	601,875.00
2021	95,400.00	420,000.00	89,100.00	604,500.00
2022	88,100.00	430,000.00	82,650.00	601,750.00
2023	82,650.00	445,000.00	75,975.00	603,625.00
2024	75,975.00	455,000.00	69,150.00	600,125.00
2025	69,150.00	470,000.00	62,100.00	601,250.00
2026	62,100.00	485,000.00	54,825.00	601,925.00
2027	54,825.00	500,000.00	47,012.50	601,837.50
2028	47,012.50	515,000.00	38,643.75	600,656.25
2029	38,643.75	535,000.00	29,950.00	603,593.75
2030	29,950.00	550,000.00	20,668.75	600,618.75
2031	20,668.75	570,000.00	10,693.75	601,362.50
2032	10,693.75	590,000.00		600,693.75
	777,643.75	6,370,000.00	676,168.75	7,823,812.50

Debt History:
 Date of Receipt 26-Jul-12
 Amount of Issue \$8,575,000.00
 True Int cost 3.120%

Paying Agent:
 U.S. Bank
 ABA routing # 091000022
 St Paul, MN 55486-2639

BRAZORIA COUNTY, TEXAS
Series 2013 - Limited Tax Notes
Remaining Payment Schedule

FISCAL YEAR	INTEREST 1-Feb	PRINCIPAL 1-Feb	INTEREST 1-Aug	TOTAL PAYMENT
2020	23,010.00	2,950,000.00		2,973,010.00
	23,010.00	2,950,000.00	0.00	2,973,010.00

Debt History:
 Date of Receipt 19-Dec-13
 Amount of Issue \$9,900,000.00
 True Int cost 1.560%

Paying Agent:
 Wells Fargo Bank, NA
 ABA routing # 121000248
 Houston, TX 77062

BRAZORIA COUNTY, TEXAS
Series 2016 - Unlimited Tax Refunding Bonds
Remaining Payment Schedule

FISCAL YEAR	INTEREST 1-Mar	PRINCIPAL 1-Mar	INTEREST 1-Sep	TOTAL PAYMENT
2020	140,375.00	485,000.00	133,100.00	758,475.00
2021	133,100.00	506,000.00	125,525.00	763,625.00
2022	125,525.00	860,000.00	108,325.00	1,093,850.00
2023	108,325.00	900,000.00	90,325.00	1,098,650.00
2024	90,325.00	935,000.00	71,625.00	1,096,950.00
2025	71,625.00	975,000.00	52,125.00	1,098,750.00
2026	52,125.00	1,015,000.00	26,750.00	1,093,875.00
2027	26,750.00	1,070,000.00	0.00	1,096,750.00
	748,150.00	6,745,000.00	607,775.00	8,100,925.00

Debt History:
Date of Receipt 28-Jan-16
Amount of Issue \$8,425,000.00
True Int cost 2.376%

Paying Agent:
U.S. Bank
ABA routing # 091000022
St. Paul, MN 55486-2639

Refunding Series 2006 Unlimited Tax Road Bonds

BRAZORIA COUNTY, TEXAS
Series 2016 - Limited Tax Refunding Bonds
Remaining Payment Schedule

FISCAL YEAR	INTEREST 1-Mar	PRINCIPAL 1-Mar	INTEREST 1-Sep	TOTAL PAYMENT
2020	122,300.00	605,000.00	113,225.00	840,525.00
2021	113,225.00	625,000.00	103,850.00	842,075.00
2022	103,850.00	905,000.00	85,750.00	1,094,600.00
2023	85,750.00	945,000.00	66,850.00	1,097,600.00
2024	66,850.00	980,000.00	47,250.00	1,094,100.00
2025	47,250.00	1,025,000.00	26,750.00	1,099,000.00
2026	26,750.00	1,070,000.00		1,096,750.00
	565,975.00	6,155,000.00	443,675.00	7,164,650.00

Debt History:
Date of Receipt 28-Jan-16
Amount of Issue \$8,125,000.00
True Int cost 2.207%

Paying Agent:
U.S. Bank
ABA routing # 091000022
St. Paul, MN 55486-2639

Refunding Series 2006 Certificate of Obligation

BRAZORIA COUNTY
Certificates of Obligation
Series 2018
Payment Schedule

FISCAL YEAR	INTEREST 1-Mar	PRINCIPAL 1-Mar	INTEREST 1-Sep	TOTAL PAYMENT
2020	185,575.00		185,575.00	371,150.00
2021	185,575.00	290,000.00	178,325.00	653,900.00
2022	178,325.00	305,000.00	170,700.00	654,025.00
2023	170,700.00	320,000.00	162,700.00	653,400.00
2024	162,700.00	335,000.00	154,325.00	652,025.00
2025	154,325.00	355,000.00	145,450.00	654,775.00
2026	145,450.00	370,000.00	136,200.00	651,650.00
2027	136,200.00	390,000.00	126,450.00	652,650.00
2028	126,450.00	410,000.00	116,200.00	652,650.00
2029	116,200.00	430,000.00	105,450.00	651,650.00
2030	105,450.00	455,000.00	94,075.00	654,525.00
2031	94,075.00	475,000.00	82,200.00	651,275.00
2032	82,200.00	500,000.00	69,700.00	651,900.00
2033	69,700.00	525,000.00	59,200.00	653,900.00
2034	59,200.00	545,000.00	48,300.00	652,500.00
2035	48,300.00	570,000.00	36,900.00	655,200.00
2036	36,900.00	590,000.00	25,100.00	652,000.00
2037	25,100.00	615,000.00	12,800.00	652,900.00
2038	12,800.00	640,000.00	0.00	652,800.00
	2,095,225.00	8,120,000.00	1,909,650.00	12,124,875.00

Debt History:
Date of Receipt August 23, 2018
Amount of Issue \$8,120,000.00
Last Maturity March 01, 2038
True Interest Cost 3.496221%

Paying Agent:
U.S. Bank
ABA routing # 091000022
St. Paul, MN 55486-2639

P:\Treas\Debt Service Bonds\2018 Cert of Obligation Debt Service Payment Schedule.xls
Prepared by Cathy Campbell, CCT, CIO Brazoria County Treasurer

BRAZORIA COUNTY
Unlimited Tax Refunding Bonds
Series 2018
Payment Schedule

FISCAL YEAR	INTEREST 1-Mar	PRINCIPAL 1-Mar	INTEREST 1-Sep	TOTAL PAYMENT
2020	101,750.00	365,000.00	92,625.00	559,375.00
2021	92,625.00	390,000.00	82,875.00	565,500.00
2022	82,875.00	405,000.00	72,750.00	560,625.00
2023	72,750.00	425,000.00	62,125.00	559,875.00
2024	62,125.00	445,000.00	51,000.00	558,125.00
2025	51,000.00	475,000.00	39,125.00	565,125.00
2026	39,125.00	495,000.00	26,750.00	560,875.00
2027	26,750.00	520,000.00	13,750.00	560,500.00
2028	13,750.00	550,000.00		563,750.00
	542,750.00	4,070,000.00	441,000.00	5,053,750.00

Refunded Series 2008 Unlimited Tax Road Bonds

Debt History:
Date of Receipt August 23, 2018
Amount of Issue \$4,415,000.00
Last Maturity March 01, 2028
True Interest Cost 2.647974%

Paying Agent:
U.S. Bank
ABA routing # 091000022
St. Paul, MN 55486-2639

P:\Treas\Debt Service Bonds\Unlimited Tax Refunding Bonds, Series 2018 Debt Service Payment Schedule.xls
Prepared by Cathy Campbell, CCT, CIO Brazoria County Treasurer

BRAZORIA COUNTY TOLL ROAD AUTHORITY
Limited Contract Tax and Subordinate Lien Toll Road Revenue Bonds
Series 2017A
Payment Schedule

FISCAL YEAR	INTEREST 1-Mar	PRINCIPAL 1-Mar	INTEREST 1-Sep	TOTAL PAYMENT	Estimated Monthly Installment Due to US BANK
2017			284,688.00 *	294,688.00	284,688.00
2018	768,750.00		768,750.00	1,537,500.00	128,125.00
2019	768,750.00		768,750.00	1,537,500.00	128,125.00
2020	768,750.00		768,750.00	1,537,500.00	128,125.00
2021	768,750.00		768,750.00	1,537,500.00	128,125.00
2022	768,750.00		768,750.00	1,537,500.00	128,125.00
2023	768,750.00		768,750.00	1,537,500.00	128,125.00
2024	768,750.00		768,750.00	1,537,500.00	128,125.00
2025	1,095,750.00		768,750.00	1,864,500.00	155,375.00
2026	1,302,750.00		1,095,750.00	2,398,500.00	199,875.00
2027	1,302,750.00		1,302,750.00	2,605,500.00	217,125.00
2028	1,243,625.00	1,550,000.00	1,302,750.00	4,106,375.00	342,187.50
2029	1,201,812.50	1,630,000.00	1,263,975.00	4,115,787.50	342,187.50
2030	1,157,975.00	1,715,000.00	1,243,625.00	4,116,600.00	342,187.50
2031	1,111,750.00	1,800,000.00	1,201,812.50	4,113,562.50	342,187.50
2032	1,063,312.50	1,890,000.00	1,157,875.00	4,111,187.50	342,187.50
2033	1,012,437.50	1,985,000.00	1,111,750.00	4,109,187.50	342,187.50
2034	959,000.00	2,085,000.00	1,063,312.50	4,108,312.50	342,187.50
2035	902,812.50	2,190,000.00	1,012,437.50	4,108,250.00	342,187.50
2036	843,750.00	2,305,000.00	959,000.00	4,108,750.00	342,187.50
2037	782,750.00	2,430,000.00	902,812.50	4,115,562.50	342,187.50
2038	720,750.00	2,565,000.00	843,750.00	4,120,500.00	342,187.50
2039	657,750.00	2,710,000.00	782,750.00	4,123,500.00	342,187.50
2040	593,750.00	2,865,000.00	720,750.00	4,124,500.00	342,187.50
2041	528,750.00	3,030,000.00	657,750.00	4,122,500.00	342,187.50
2042	462,750.00	3,205,000.00	593,750.00	4,121,500.00	342,187.50
2043	395,750.00	3,390,000.00	528,750.00	4,117,500.00	342,187.50
2044	327,750.00	3,585,000.00	462,750.00	4,110,500.00	342,187.50
2045	258,750.00	3,790,000.00	395,750.00	4,100,500.00	342,187.50
2046	188,750.00	4,005,000.00	327,750.00	4,098,500.00	342,187.50
2047	117,750.00	4,230,000.00	258,750.00	4,308,500.00	342,187.50
2048	45,750.00	4,465,000.00	188,750.00	4,310,500.00	342,187.50
2049		4,720,000.00	117,750.00	4,309,500.00	342,187.50
				111,398,268.00	

Series 2017A Serial Current Interest Bonds (CIBs)
 Series 2017A Current Interest Term Bonds (CIBs)
 Series 2017A Convertible Capital Appreciation Bonds (CABs)

Debt History:
 Date of Receipt: 22-Jun-17
 Amount of Issue: \$53,838,313.00

Paying Agent:
 U.S. Bank
 ABA routing # 091000022
 St. Paul, MN 55468-2639
 BRAZORIASIB

Brazoria County Toll Road Authority Limited Contract Tax and Subordinate Lien Toll Road Revenue Bonds, Series 2017A CIB

*Not due from closing to Sept 2017 debt payment, then monthly installments to US Bank thereafter begin Sept 2017
 Int calculations include compounded interest from Series 2017A Convertible CABs.

Prepared by Cathy Campbell, CCT, CIO Brazoria County Treasurer

BRAZORIA COUNTY TOLL ROAD AUTHORITY
Limited Contract Tax and Subordinate Lien Toll Road Revenue Bond Anticipation Notes
Series 2017B BANS
Payment Schedule

FISCAL YEAR	INTEREST 1-Mar	PRINCIPAL 1-Mar	INTEREST 1-Sep	TOTAL PAYMENT	Estimated Monthly Installment Due to US BANK
2017			82,541.00	82,541.00 *	82,541.00
2018	215,325.00		215,325.00	430,650.00	35,887.50
2019	215,325.00		215,325.00	430,650.00	35,887.50
2020	215,325.00	29,700,000.00 **		29,915,325.00	2,510,887.50
					35,887.50
				30,659,166.00	

Debt History:
 Date of Receipt: 22-Jun-17
 Amount of Issue: \$29,700,000.00

Paying Agent:
 U.S. Bank
 ABA routing # 091000022
 St. Paul, MN 55468-2639
 BRAZORIASIB

Brazoria County Toll Road Authority Limited Contract Tax and Subordinate Lien Toll Road Revenue Bond Anticipation Notes, Series 2017B BANS

*Not due from closing to Sept 2017 debt payment, then monthly installments to US Bank thereafter begin Sept 2017
 **Principal amount is anticipated to be paid by permanent financing

Prepared by Cathy Campbell, CCT, CIO Brazoria County Treasurer



CATHY CAMPBELL, CCT, CIO
BRAZORIA COUNTY TREASURER

Brazoria County Treasurer's Office Proceedings for October 2019

Activity	Count		Amount
Cash receipts issued:	143	\$	400,481.55
Treasurer Deposits processed:	40	\$	375,303.98
Healthcare Invoices processed:	12	\$	1,335,730.31
Retiree premium payments processed:	312	\$	45,176.25
<65 Retiree Prepaid 401h reimbursements processed:	97	\$	27,730.00
>65 Retiree Prepaid 401h reimbursements processed:	247	\$	46,505.00
Wire transfers executed:	91	\$	23,175,965.64
Toll Road Wires executed:	11	\$	267,797.41
EFT files processed:	20	\$	12,789,797.96
Accounts Payable checks printed and distributed:	1614	\$	6,924,463.40
Jury checks printed and distributed:	603	\$	13,250.00
BCCSCD checks printed and distributed:	116	\$	45,742.49
Payroll checks printed and distributed:	85	\$	119,507.94
Payroll advices printed and distributed (est.):	700	\$	-
Stop payments issued:	31	\$	6,900.77
Positive Pay files processed:	20		
Brazo general ledger journal entries posted:	158		
Toll Road general ledger journal entries posted:	44		
Reports to State	2		
Bank Reconciliations	17		
EFT Set ups and/or changes	5		
DA Discovery payments taken-credit cards	64		
DA Discovery payments taken-checks/cash	161		

Submitted for compliance with Local Government Code Sec. 114.026 subsection (a)(3)

I certify to the best of my knowledge the above information is true and correct.

A handwritten signature in blue ink that reads "Cathy Campbell".

Cathy Campbell, CCT, CIO
Brazoria County Treasurer



Brazoria County General Ledger Fund Balance Activity
 October 1, 2019 - October 31, 2019

General Ledger Fund balances are of the last day of the month and may not include all journal entries and adjustments for that month. Bank accounts have been reconciled or, are in the process of being reconciled to general ledger since this report was generated. Submitted for compliance with Local Government Code Sec. 114.026 subsection (c)

Fund	Cash				Investments			
	Opening GL Balance	GL Debit	GL Credit	GL Ending Balance	Opening GL Balance	GL Debit	GL Credit	GL Ending Balance
10000 - General Fund	\$14,338,200.08	\$80,326,705.13	-\$80,299,977.77	\$14,364,927.44	\$86,297,038.12	\$7,068,647.43	-\$12,000,000.00	\$81,365,685.55
10100 - General Fund - Construction	\$0.00	\$0.00	-\$203,282.61	-\$203,282.61				
10200 - Juv Prob Fees	\$104,356.59	\$3,237.94	-\$8,864.93	\$98,729.60				
10300 - Unclaimed Juvenile Restitution	\$10,883.63	\$0.00	\$0.00	\$10,883.63				
10400 - Env Health-Retail Food Permits	-\$20,814.89	\$34,563.78	-\$43,015.24	-\$29,266.35				
10500 - District Clerk Contingency	\$418,049.21	\$3,127.10	-\$1,243.37	\$419,932.94	\$265,452.74	\$430.95	\$0.00	\$265,883.69
10600 - Fire Training Field	\$30,440.94	\$17.36	-\$641.72	\$29,816.58				
10700 - Parks Special Events	\$17,852.59	\$10.07	-\$741.60	\$17,121.06				
10710 - Parks SFA Special Projects	\$2,522.23	\$265.01	-\$10.97	\$2,776.27				
10850 - CPS-Donations	\$27,778.26	\$15.52	-\$1,687.29	\$26,106.49				
10900 - CPS-Bikes & Bears	\$116.15	\$0.07	\$0.00	\$116.22				
20000 - Road and Bridge Non-Construct	\$2,840,821.85	\$12,911,094.23	-\$10,600,570.27	\$5,151,345.81	\$19,502,322.59	\$32,965.79	-\$2,000,000.00	\$17,535,288.38
20500 - Road and Bridge Construction	\$24,505.14	\$1,348,851.14	-\$1,352,557.02	\$20,799.26				
30000 - USDA-WIC								
30100 - TDSHS Women Infants & Children	-\$172,872.96	\$187,742.36	-\$305,629.67	-\$290,760.27				
30200 - USDA-WIC Peer Counseling								
30300 - USDA-WIC Registered Diet								
30400 - USDA-WIC Lactation Reimb.								
30500 - HHS-PPCPS-CRI								
30502 - HHS-PPCPS-CRI	-\$7,095.51	\$7,741.67	-\$15,380.78	-\$14,734.62				
30600 - HHS-RLSS-LPHS	-\$1,732.80	\$3,753.28	-\$8,399.94	-\$6,379.46				
30700 - HHS-PPCPS-HAZARDS								
30701 - HHS-CPS/HCID-PHEP								
30702 - HHS-CPS/UNIQUE								
30705 - HHS-PPCPS-HAZARDS	-\$26,527.35	\$52,767.82	-\$56,608.10	-\$30,367.63				
30706 - 2017 Hur Public Hlth Crisis R	-\$53,068.25	\$44,385.28	-\$71,242.64	-\$79,925.61				
30710 - HHS-INFECTIOUS_DIS_CONTRL_UNIT	-\$8,673.03	\$3,993.05	-\$8,297.71	-\$12,977.69				
30800 - HHS-CPS-Title IV-E-FCM	-\$42,027.02	\$18,550.75	-\$26,574.33	-\$50,050.60				
30850 - HHS-CPS-Title IV-E Legal Svcs	-\$76,783.01	\$74,628.72	-\$114,747.98	-\$116,902.27				
30900 - HHS-TJPC-Title IV-E FosterCare								
31100 - DHS-Repetitive Flood Claims								
31300 - DHS-Buffer Zone Protection	\$20,552.00	\$0.00	\$0.00	\$20,552.00				
31500 - DHS-St Homeland Sec-UASI	-\$615.67	\$724.95	-\$37,166.70	-\$37,057.42				
31600 - DHS-St Homeland Security								
32005 - HUD-FY05-Section 8 Housing-ADM	\$34,521.57	\$19.89	\$0.00	\$34,541.46				
32006 - HUD-FY06-Section 8 Housing-ADM	\$109,619.21	\$63.17	\$0.00	\$109,682.38				
32007 - HUD-FY07-Section 8 Housing-ADM	\$19,818.59	\$11.42	\$0.00	\$19,830.01				
32008 - HUD-FY08-Section 8 Housing-ADM	\$39,190.97	\$22.59	\$0.00	\$39,213.56				
32009 - HUD-FY09-Section 8 Housing-ADM	\$85,951.68	\$49.53	\$0.00	\$86,001.21				
32010 - HUD-FY10-Section 8 Housing-ADM	\$124,539.40	\$71.77	\$0.00	\$124,611.17				
32011 - HUD-FY11-Section 8 Housing-ADM	\$93,338.16	\$53.79	\$0.00	\$93,391.95				
32012 - HUD-FY12-Section 8 Housing-ADM	\$37,031.86	\$21.34	\$0.00	\$37,053.20				
32013 - Section8-Adm	\$504,969.56	\$291.03	\$0.00	\$505,260.59				
32019 - HUD-2019-Section 8 Housing-ADM	\$10,018.24	\$142,424.09	-\$155,920.05	-\$3,477.72				
32113 - Section 8-HAP								
32119 - HUD-2019-Section 8 Housing-HAP	\$48,859.68	\$640,705.00	-\$638,333.00	\$51,231.68				
32211 - HUD-CDBG-2011	\$0.00	\$0.00	\$0.00	\$0.00				
32212 - HUD-CDBG-PY2012								
32213 - CDBG	\$274.07	\$293,104.73	-\$323,805.79	-\$30,426.99				
32214 - HOME	\$92.52	\$1,087.91	-\$1,999.48	-\$819.04				
32215 - ESG	\$19.82	\$31,541.48	-\$57,920.85	-\$26,359.55				
32600 - HUD-Texas CDBG								
32610 - HUD-2016 Flood GLO	-\$35,155.23	\$6,107.54	-\$11,653.03	-\$40,700.72				
32620 - HUD-Harvey GLO	-\$6,771.86	\$0.00	-\$19.08	-\$6,790.94				
33200 - USDOJ-Crime Vict Assist-VOCA	\$7,710.78	\$19,633.03	-\$29,222.21	-\$1,878.40				
33250 - USDOJ-CSCD-Victim Svcs Prg								
33251 - USDOJ-CSCD-VSP								
33300 - USDOJ-Drug Court Program	\$43,861.87	\$42,398.13	-\$43,160.63	\$43,099.37				
33310 - USDOJ-DWI Court Program	\$22,673.28	\$15,606.12	-\$17,208.44	\$21,070.96				
33320 - USDOJ-Veterans Court Program	\$235.20	\$24,437.81	-\$32,339.59	-\$7,666.58				
33330 - USDOJ-Domestic Violence Court	-\$8,828.63	\$10,792.63	-\$28,058.61	-\$26,094.61				
33500 - USDOJ-DEA-Narcotics OT Exp	-\$2,741.33	\$0.00	\$0.00	-\$2,741.33				
33900 - USDOJ-SCAAP	\$69,590.12	\$40.10	\$0.00	\$69,630.22				
34200 - DOI-Parks Boating Access								
34250 - DOI-Swan Lake Boat Ramp								
34400 - USDOT-CR 257 Repairs								
34600 - FEMA- Flood Disaster 2015								
34610 - FEMA - Flood Disaster 2016	\$279,274.96	\$0.00	\$0.00	\$279,274.96				
34615 - FEMA-Harvey 2017	-\$3,641,383.23	\$0.00	-\$52,970.21	-\$3,694,353.44				
34616 - FEMA-Hazard Mitigation Grant P	-\$150,050.00	\$0.00	\$0.00	-\$150,050.00				
34619 - Fema - Flood Disaster 2019	-\$78,325.85	\$0.00	\$0.00	-\$78,325.85				
34700 - IMLS-Library Mobile Proj Rnd 2								

Fund	Cash				Investments			
	Opening GL Balance	GL Debit	GL Credit	GL Ending Balance	Opening GL Balance	GL Debit	GL Credit	GL Ending Balance
34820 - USDC-SLP Dune Walkover								
34850 - USTREAS-Restore Act Projects	\$-327,984.95	\$0.00	-\$23,491.49	-\$351,476.44				
34860 - DOI-Parks - CIAP Grant								
34880 - TXDOT-SH288 Truck Weigh Stn	-\$88,371.29	\$0.00	-\$62,287.29	-\$150,658.58				
34881 - TXDOT-CR58 PH II (CSJ304)	-\$153,852.18	\$0.00	\$0.00	-\$153,852.18				
34882 - TXDOT-CR59 (CSJ 305)	-\$236,307.11	\$0.00	-\$64,900.18	-\$301,207.29				
34890 - USDA NRCS Oyster Creek Ditch10	-\$405,068.48	\$0.00	-\$63,636.70	-\$468,705.18				
34912 - USDOT-1212ANGLE-Wildlife								
34913 - TXDOT 1312ANGLE-APRON								
34915 - TXDOT-15HGANGLE-HANGAR								
35000 - TJJ-D-State Aid	-\$18,273.24	\$91,636.84	-\$239,601.20	-\$166,237.60				
35650 - TJPC-JJAEP-Boot Camp-8/31	-\$50,258.39	\$59,838.09	-\$119,350.33	-\$109,770.63				
35800 - TJPC-JJAEP-Boot Camp-7/31								
35900 - TJJ-D-Mental Health Services								
35950 - TJJ-D-RDA-RegDiversionAll-"R"	\$35,441.80	\$0.00	\$0.00	\$35,441.80				
36400 - TCEQ-Local Initiatives Prg	\$136,024.69	\$0.00	\$0.00	\$136,024.69				
36410 - Texas Veterans Treatment Crt	-\$32,565.61	\$21,710.51	-\$41,692.91	-\$52,548.01				
36601 - GLO-HRCP-COL BOTTOMLANDS EDUC	-\$62,187.76	\$240.98	-\$464.74	-\$62,411.52				
36605 - GLO-Beach User Fees	\$0.00	\$10,060.47	-\$18,563.52	-\$8,503.05				
36801 - TXDOT-CR 48 PROJECT								
37000 - OAG-VAG Grant	-\$1,789.35	\$7,667.34	-\$14,970.51	-\$9,092.52				
37100 - OAG-TEXAS VINE CONTR								
37200 - DFPS-CPS-Title IV-B-Concr Svc	\$40.00	\$0.00	\$0.00	\$40.00				
37300 - TDHCA-Amy Young Barrier Remova								
37400 - TDH-Immunization	-\$5,204.84	\$24,748.43	-\$48,048.41	-\$28,504.82				
37800 - OAG-Regional Juv Mental Hlth S	\$4,400.00	\$800.00	-\$800.00	\$4,400.00				
37913 - TXDOT-M312ANGLE-FY13RAMP								
37914 - TXDOT-M212ANGLE-FY14RAMP								
37916 - TXDOT-M1612ANGL-FY16RAMP								
37917 - TXDOT-FY17RAMP								
37918 - TXDOT-FY18RAMP	-\$3,850.00	\$0.00	\$0.00	-\$3,850.00				
37919 - TXDOT-FY19RAMP	-\$15,733.07	\$0.00	-\$23,485.71	-\$39,218.78				
37950 - TXDOT-Airport Layout-19MPANGLE	-\$34,437.00	\$0.00	\$0.00	-\$34,437.00				
38000 - Emergency Mgmt-Fire Code	-\$23,079.77	\$36,991.15	-\$91,569.47	-\$77,658.09				
38010 - Economic Development Tax Abate	\$2,003.16	\$1.15	\$0.00	\$2,004.31				
38020 - BC Industrial Development Corp	\$2,513.83	\$0.00	\$0.00	\$2,513.83				
38100 - Vital Statistics Fee	\$42,725.11	\$2,031.65	-\$611.00	\$44,145.76				
38110 - Records Mgmt-Co.Clk-Recording	\$1,657,154.03	\$112,828.90	-\$100,186.49	\$1,669,796.44	\$951,159.12	\$1,544.17	\$0.00	\$952,703.29
38120 - Records Archive-Co Clk	\$1,112,957.96	\$109,225.96	-\$57,951.30	\$1,164,232.62				
38200 - Civ,Crim,Prob Records Mgmt	\$224,700.06	\$9,127.58	-\$3,454.93	\$230,372.71	\$313,838.75	\$509.49	\$0.00	\$314,348.24
38210 - County Graffiti Eradication	\$2,677.17	\$1.54	\$0.00	\$2,678.69				
38220 - Cnty,District Court Technology	\$99,137.79	\$1,625.48	-\$391.76	\$100,371.51				
38230 - Record Preservation-CtyClk	\$167,664.86	\$14,653.94	-\$15,849.99	\$166,468.81				
38300 - Child Abuse Prevention Fund	\$18,565.16	\$83.47	-\$15.99	\$18,632.64				
38310 - Family Protection Fund	\$20,685.92	\$3,231.78	-\$33,267.17	-\$9,349.47				
38320 - Records Management-Dist. Clk.	\$90,113.76	\$8,340.69	-\$6,548.06	\$91,906.39				
38330 - Records Archive-District Clerk	\$102,634.52	\$9,461.53	-\$7,763.17	\$104,332.88				
38400 - JP Building Security Fund	\$9,305.90	\$31,722.35	-\$60,542.58	-\$19,514.33				
38410 - Justice Court Technology Fund	\$424,181.04	\$12,098.18	-\$4,396.96	\$431,882.26				
38500 - Financial Security	\$252,209.45	\$26,099.45	-\$9,863.50	\$268,445.40				
38600 - LEOSE	\$126,155.00	\$1,569.40	-\$4,366.80	\$123,357.60				
38710 - D A Hot Check Collection	\$9,897.37	\$2,081.95	-\$3,478.14	\$8,501.18				
38720 - D A Supplemental	\$6,507.50	\$2,002.23	-\$3,951.74	\$4,557.99				
38730 - D A Forfeiture, CCP Chapter 59	\$44,755.98	\$1,133.38	-\$15,981.96	\$29,907.40				
38810 - Voter Registration	-\$33,478.93	\$28,221.43	-\$685.79	-\$5,943.29				
38820 - Special Inv,Dealer Escrow-Tax	\$49,791.94	\$4,054.28	-\$3,540.99	\$50,305.23	\$31,005.98	\$50.34	\$0.00	\$31,056.32
38830 - Scofflaw Fees, TTC Sect 502.01	\$1,254.73	\$70.74	\$0.00	\$1,325.47				
38910 - Election Services Contract	\$145,878.10	\$83.93	-\$486.51	\$145,475.52				
38920 - Elections - HAVA Equip. Rental	\$365,589.67	\$210.68	\$0.00	\$365,800.35				
39040 - Constable Pct 4 Forfeiture	\$962.60	\$0.00	-\$334.28	\$628.32				
39100 - Sheriff Contraband Forfeiture	\$317,995.40	\$182.85	-\$1,405.94	\$316,772.31				
39110 - Braz Cnty Narcotics Task Force	\$751,417.37	\$7,122.84	-\$12,069.44	\$746,470.77				
39120 - Sheriff Commissary Fund	\$535,307.64	\$111,495.91	-\$137,260.40	\$509,543.16				
39130 - Sheriff-Federal Forfeiture	\$132,254.72	\$76.01	-\$722.09	\$131,608.64				
39200 - Juvenile Case Manager Fund	\$8,876.45	\$82.31	-\$21.08	\$8,937.68				
39210 - CSCD-Bond & Occupational LSF	\$26,560.91	\$6,853.68	-\$9,274.62	\$24,139.97				
39300 - Reliant Energy CARE Program	\$15,407.46	\$940.89	-\$4,622.70	\$11,725.65				
39310 - UnitedWay-Emergency Assistance	\$1,757.96	\$1.01	\$0.00	\$1,758.97				
39315 - Rebuild Texas Fund								
39390 - SETH-SE TX Housing Fln. Corp.	\$260.17	\$0.15	\$0.00	\$260.32				
39400 - Book Sale								
39410 - Library-Special Projects	\$249,646.05	\$76,798.21	-\$766.84	\$325,677.42				
39500 - SEP-Wastewater-EnvHlth-TCEQ	-\$15,926.78	\$0.00	\$0.00	-\$15,926.78				
39600 - SEP-Parks-TCEQ	\$11,844.00	\$0.00	\$0.00	\$11,844.00				
39610 - Parks Improvements								
39620 - Shoreline Rest. Task Force	\$42,120.65	\$24.16	-\$400.00	\$41,744.81				
39630 - 2006 GoM Energy Security Act	\$1,416,507.33	\$812.14	-\$11,340.00	\$1,405,979.47				
39700 - Lateral Road Fund								
39710 - Road & Bridge, Ch 152, Tx Code								
39720 - Special Projects								
39764 - Riverside Est Spcl Assmt	\$43,255.29	\$500.00	\$0.00	\$43,755.29				
39765 - Briar Meadows AmyLn Ross Rd SA	-\$16,524.00	\$0.00	-\$2,176.00	-\$18,700.00				
39766 - Twin Lakes Assmt	-\$55,659.71	\$0.00	\$0.00	-\$55,659.71				
39800 - Law Library	\$102,510.74	\$47,853.49	-\$34,752.96	\$115,611.27	\$215,763.74	\$350.30	\$0.00	\$216,114.04
39900 - Mosquito Control District	\$142,601.30	\$131,030.89	-\$448,897.30	-\$175,265.11	\$682,108.37	\$1,107.39	\$0.00	\$683,215.76

Fund	Cash				Investments			
	Opening GL Balance	GL Debit	GL Credit	GL Ending Balance	Opening GL Balance	GL Debit	GL Credit	GL Ending Balance
40000 - 2012 Gen Oblig Rfd (2003 CO)								
41000 - 2016 Limited Tax Rfd (2006 CO)	\$533,296.17	\$6,932.48	-\$3,788.70	\$536,439.95	\$483,355.73	\$784.74	\$0.00	\$484,140.47
42000 - 2012 Cert of Oblig-I,S	\$88,333.60	\$7,725.65	-\$491.65	\$95,567.60				
42100 - 2018 Cert of Oblig-I,S	\$35,679.03	\$1,224.43	-\$50.38	\$36,853.08				
43000 - Tax Notes, Series 2013 I&S	\$182,553.95	\$9,081.64	-\$493.74	\$191,141.85				
44000 - Toll Road-SH288-I&S	\$4,952,854.42	\$172,328.70	-\$168,249.27	\$4,956,933.85				
45000 - Road Bonds-Mobility-I,S	\$2,006,248.43	\$10,879.08	-\$405.54	\$2,016,721.97	\$868,854.33	\$1,410.59	\$0.00	\$870,264.92
45100 - Mobility-BuildAmerica-I,S								
46000 - Sheriff, Det Complex-I,S								
51000 - 2006 Certificate of Obligation								
52000 - 2012 Cert of Oblig,C,M	\$160,422.95	\$91.10	-\$4,679.42	\$155,834.63				
52100 - 2018 Cert of Oblig,C,M	\$108,552.57	\$3.10	-\$206,350.64	-\$97,794.97	\$7,547,452.44	\$12,252.94	\$0.00	\$7,559,705.38
53000 - Tax Notes, Series 2013 C&M								
54000 - Toll Road-SH288-C & M	\$1,310,208.11	\$4,000,167.53	-\$4,162,936.61	\$1,147,439.03	\$19,135,022.14	\$2,032,951.65	-\$4,000,000.00	\$17,167,973.79
55000 - Mobility Plan	\$611,036.49	\$352.12	\$0.00	\$611,388.61				
57000 - Hwy 6 ROW Acquisition-C,M	\$109.44	\$0.00	\$0.00	\$109.44				
57200 - Ring of Honor	\$51,785.95	\$29.84	\$0.00	\$51,815.79				
60500 - Airport Operating	-\$1,291,547.42	\$327,369.37	-\$487,698.26	-\$1,451,876.31				
61000 - BCTRA O&M SH288	\$26,454.31	\$100,009.30	-\$16,599.38	\$109,864.23				
61100 - Braz Cnty Toll Rd-Preliminary	-\$375,704.02	\$0.00	-\$29,319.35	-\$405,023.37				
64000 - BCTRA FM518 PEDC-SH288	\$2,635,179.82	\$83.32	\$0.00	\$2,635,263.14				
64100 - BCTRA Contributions-SH288	\$41,008.61	\$5.51	\$0.00	\$41,014.12	\$15,617,702.36	\$26,461.21	\$0.00	\$15,644,163.57
64200 - BCTRA FM518 TXDOT-SH288	-\$2,014,545.05	\$2,586,630.06	-\$2,075,961.44	-\$1,503,876.43				
71000 - Health Care Benefits	\$3,377,497.68	\$1,599,732.18	-\$1,435,713.91	\$3,541,515.95				
72000 - Employee Health Clinic	-\$85,902.40	\$44,450.00	-\$64,619.49	-\$106,071.89				
73000 - Insurance Reserve	\$515,861.91	\$1,105.09	-\$5,310.97	\$511,656.03	\$890,092.94	\$1,445.04	\$0.00	\$891,537.98
81000 - B Cnty Groundwatr Conserv Dist	\$1,529,310.91	\$72,937.56	-\$128,604.64	\$1,473,643.83				
81010 - BC Industrial Development Corp								
81100 - Braz Cnty Toll Road Authority								
81200 - BrazCntyFreshwaterSupplyDist2								
81500 - CSCD-Sub Abuse-Outpatient-DP	\$84,050.99	\$39,129.96	-\$84,102.75	\$39,078.20				
81600 - CSCD-TAIP Treatment Alter.	\$21,068.08	\$0.00	-\$2,840.00	\$18,228.08				
81700 - CSCD-Mental Health Caseloads	\$24,400.52	\$14,937.01	-\$29,054.94	\$10,282.59				
81800 - CSCD-Supervision Program	\$1,517,065.77	\$678,098.67	-\$861,096.60	\$1,334,067.84				
81850 - CSCD-Evidence Based Assessment								
81900 - CSCD-Comm Corr-Op Hab Caseload	\$95,084.95	\$20,747.51	-\$40,711.79	\$75,120.67				
82000 - CSCD-Comm Corr-Life								
82100 - CSCD-Comm Corr-Sex Offender	\$38,140.06	\$15,579.24	-\$29,331.29	\$24,388.01				
82200 - CSCD-Comm Corr-Substance Abuse	\$1,111.41	\$0.00	-\$1,149.50	-\$38.09				
82300 - CSCD-Operation Habilitation DP	\$26,473.92	\$7,104.45	-\$17,336.08	\$16,242.29				
82400 - CSCD-New Caseload Reduction-DP								
82500 - CSCD-DP30 Sub Abuse Trt Pgrm	-\$1,759.89	\$6,304.76	-\$14,138.33	-\$9,593.46				
88000 - Trust & Agency								
88200 - Brazos Mall								
88300 - SH288 @ CR 56 Overpass								
89000 - Historical Commission	\$1,457.34	\$0.84	\$0.00	\$1,458.18	\$14,290.68	\$23.19	\$0.00	\$14,313.87

BRAZORIA COUNTY
PORTFOLIO REPORT
October 2019

Current Date: 10/31/2019

Fund	Description	Type	CUSIP	Coupon	Settle Date	Maturity Date	Next Call Date	Par Value	Purch Price	Purch Cost	Book Value	Mkt Price	Mkt Value	Days to Mat	YTM	Interest Earned
10000	FHLB	Agency	3134GAYY4	1.500	12/30/16	12/30/19	12/30/19	2,000,000.00	100.000	2,000,000.00	2,000,000.00	0.9998	1,999,600.00	60	1.500	
10000	FFCB	Agency	3133EG3E3	1.720	01/06/17	01/06/20	Continual	2,000,000.00	100.000	2,000,000.00	2,000,000.00	1.0000	2,000,000.00	67	1.720	
10000	FHLMC	Agency	3134GBZE5	1.850	07/24/17	07/24/20	01/24/20	2,000,000.00	100.000	2,000,000.00	2,000,000.00	1.0003	2,000,600.00	267	1.850	
10000	FHLB	Agency	3130AGX91	2.000	08/21/19	08/21/20	11/21/19	2,000,000.00	100.000	2,000,000.00	2,000,000.00	1.0002	2,000,400.00	295	2.000	
10000	FHLMC	Agency	3134GJED8	2.000	09/27/19	09/27/21	12/27/19	2,000,000.00	100.000	2,000,000.00	2,000,000.00	1.0005	2,001,000.00	697	2.000	
10000	FFCB	Agency	3133EKX50	1.950	10/15/19	07/15/22	01/15/20	2,000,000.00	100.000	2,000,000.00	2,000,000.00	1.0000	2,000,000.00	988	1.950	
10000	FHLMC	Agency	3134GUKG4	2.000	10/21/19	07/21/22	01/21/20	2,000,000.00	100.000	2,000,000.00	2,000,000.00	1.0000	2,000,000.00	994	2.000	
MATURED OR CALLED:																
10000	FHLB	Agency	3130A9NU6	1.200	10/11/16	10/11/19	10/11/19	2,000,000.00	100.000	2,000,000.00						12,000.00
10000	FHLB	Agency	3130AG5X9	2.520	04/06/19	10/09/20	10/09/19	2,000,000.00	100.000	2,000,000.00						25,200.00
10000	FHLB	Agency	3130AGQV0	2.100	07/15/19	07/15/20	10/15/19	2,000,000.00	100.000	2,000,000.00						10,500.00
997	TexPool	LGIP		1.912				44,684,723.68	100.000	44,684,723.68	44,684,723.68	100.00	44,684,723.68	1	1.912	77,773.82
998	Texas Class	LGIP		2.090				52,702,094.21	100.000	52,702,094.21	52,702,094.21	100.00	52,702,094.21	1	2.090	95,902.15
999	Depository	Cash		0.700				39,205,072.37	100.000	39,205,072.37	39,205,072.37	100.00	39,205,072.37	1	0.700	22,065.22
									155,591,890.26	155,591,890.26	150,591,890.26	150,593,490.26	46	1.654	243,441.19	

This report is presented in accordance with the Texas Government Code Title 10 Section 2256.023 and complies with the Investment Strategy of Brazoria County's Investment Policy and I certify that to the best of my knowledge the above is true and correct.

Cathy Campbell

Cathy Campbell, C.T., CIO
Brazoria County Treasurer

BRAZORIA COUNTY
Investment Data Summary
October 2019

Type Breakdown:	Book Value	Percent	Wtd Avg Mat	Wtd Avg Yield
LGIP	97,386,817.89	64.67%	1	2.008
Agency	14,000,000.00	9.30%	481	1.860
Cash	39,205,072.37	26.03%	1	0.700
	150,591,890.26	100.00%	46	1.654

Issuer Breakdown:	Book Value	Percent	Wtd Avg Mat	Wtd Avg Yield
FNMA	-			
FHLB	4,000,000.00	2.66%	178	1.750
FHLMC	6,000,000.00	3.98%	653	1.950
-	-			
FFCB	4,000,000.00	2.66%	528	1.835
-	-			
TexPool	44,684,723.68	29.67%	1	1.912
Texas Class	52,702,094.21	35.00%	1	2.090
Depository	39,205,072.37	26.03%	1	0.700
	150,591,890.26	100.00%	46	1.654

Fund Breakdown:	Book Value	Percent	Wtd Avg Mat	Wtd Avg Yield
10000	14,000,000.00	9.30%	481	1.860
20500	-			
997	44,684,723.68	29.67%	1	1.912
998	52,702,094.21	35.00%	1	2.090
999	39,205,072.37	26.03%	1	0.700
	150,591,890.26	100.00%	46	1.654

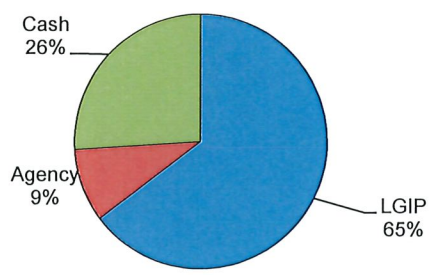
Maturity Breakdown:	Book Value	Percent
Less Than 90 Days	140,591,890.26	93.36%
90 to 180 Days	-	0.00%
181 to 365 Days	4,000,000.00	2.66%
More Than 365 Days	6,000,000.00	3.98%
	150,591,890.26	100.00%

BRAZORIA COUNTY
Investment Summary Report
For the Period Ending 10/31/2019

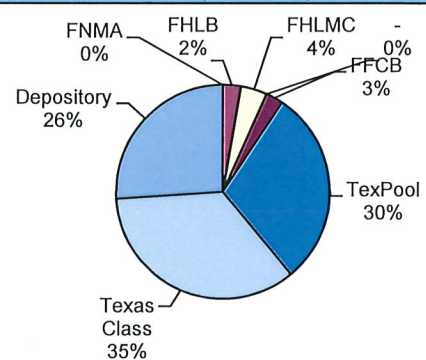
Total Portfolio Summary			
	Current Month 10/31/19	Prior Month 9/30/2019	Change From Prior
Book Value	150,591,890.26	161,080,738.84	(10,488,848.58)
Market Value	150,593,490.26	161,079,138.84	(10,485,648.58)
Market Value%	100.00%	100.00%	0.00%
Weighted Average Maturity - Days	46 days	28 days	17
Weighted Average Yield	1.654%	1.76%	-0.10%

Portfolio Composition by Fund			
Fund Name	10/31/2019 Book Value	Wtd Avg Yield	Wtd Avg Maturity
10000	14,000,000.00	1.860%	481
20500	-		0
997	44,684,723.68	1.912%	1
998	52,702,094.21	2.090%	1
999	39,205,072.37	0.700%	1
TOTALS:	150,591,890.26	1.654%	46 days

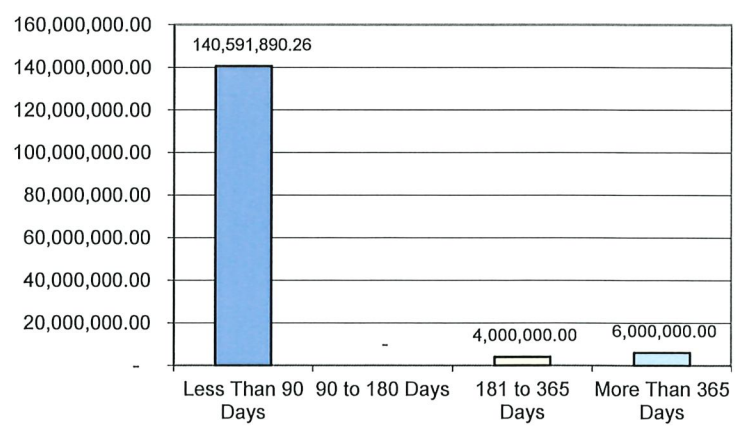
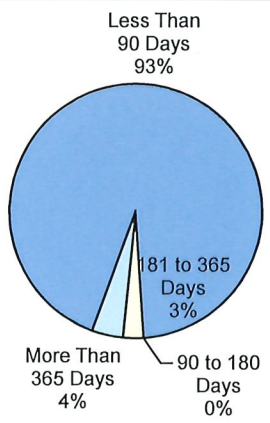
Portfolio Composition by Security Type



Portfolio Composition by Issuer



Maturity Distribution



Monthly Interest Earned for Fiscal Year 2020

	Oct	Nov	Dec	1st Qtr	Jan	Feb	Mar	2nd Qtr	April	May	June	3rd Qtr	July	August	Sept	4th Qtr	Ann Earned
BANK	22,065.22			22,065.22				0.00				0.00				0.00	22,065.22
TEXPOOL	77,773.82			77,773.82				0.00				0.00				0.00	77,773.82
Texas Class	95,902.15			95,902.15				0.00				0.00				0.00	95,902.15
Agencies	47,700.00			47,700.00				0.00				0.00				0.00	47,700.00
Total Per Mo.	243,441.19	0.00	0.00	243,441.19	0.00	0.00	0.00	0.00	0.00	0.00	0.00	0.00	0.00	0.00	0.00	0.00	243,441.19

I certify that to the best of my knowledge the above is true and correct.

Cathy Campbell

Cathy Campbell, CIP, CIO
Brazoria County Treasurer



Monthly Newsletter: November 2019

ANNOUNCEMENTS

We welcome the following entities who joined TexPool in October 2019:

- TexPool**
 Town of Providence Village
 City of Gunter
 Williamson County MUD 34
 City of Seagraves
 Northwest Harris County MUD 12
 Cannon Economic Development Corporation
 Bell County MUD 2

TexPool Prime

- City of Seagraves
 Cannon Economic Development Corporation

Upcoming Events

- Nov 06, 2019 - Nov 08, 2019, Aulington
 GFOAT Fall Conference

TexPool Advisory Board Members

- David Garcia
 Patrick Krishnok
 Belinda Weaver
 Deborah Laudermilk
 Jerry Dale
 David Landeros
 Sharon Matthews
 Vivian Wood
 Overseen by the State of Texas Comptroller of Public Accounts Glenn Hegar.
 Operated under the supervision of the Texas Treasury Safeguarding Trust Company

Economic and Market Commentary: The Fed catches its breath

November 1, 2019

After four months of intense scrutiny, falling rates and turbulence, Federal Reserve officials are taking a breather. "Patience" isn't back in its policy statement since being dropped in June, but its spirit has returned.

Although policymakers lowered the target range of the federal funds rate a quarter point to 1.50-1.75% at October's Federal Open Market Committee (FOMC) meeting, they want to observe the path of economic data before making the next step. Actually, there may not be a next step, up or down, for some time. They may find they have reached the neutral rate and can sit for a while. In any case, it is good news for cash managers and investors in the liquidity space that rates might hold steady for a while.

A pause also will give the Fed more time to investigate the dislocations in the overnight market that took place in September. That's when repo rates surprisingly spiked, and the Fed had to carry out daily and term operations. It eventually announced it will purchase Treasury bills on a monthly basis through at least the second quarter of 2020. As Fed analysts uncover why banks held back from financing their Treasury securities through the repo market in September, they face a new twist. Public interest in this obscure part of the financial system also has spiked. This is the last thing the Fed wanted. "Morn and Pop" investors who never heard of the repo market are now worried about it, and Fed Chair Jerome Powell fielded questions about it in his FOMC press conference.

(continued page 6)

Performance as of October 31, 2019

	TexPool	TexPool Prime
Current Invested Balance	\$21,191,942,554.18	\$5,943,992,273.52
Weighted Average Maturity**	39	39
Weighted Average Life**	112	80
Net Asset Value	1.00010	1.00019
Total Number of Participants	2590	403
Management Fee on Invested Balance	0.0450%	0.0550%
Interest Distributed	\$33,642,505.33	\$10,304,311.72
Management Fee Collected	\$729,475.49	\$240,046.95
Standard & Poor's Current Rating	AAA	AAAm
Month Averages		
Average Invested Balance	\$20,739,576,782.79	\$5,865,587,968.85
Average Monthly Rate*	1.91%	2.07%
Average Weighted Average Maturity**	35	36
Average Weighted Average Life**	109	80

*This average monthly rate for TexPool Prime for each date may reflect a waiver of some portion or all of each of the management fees.

**See page 2 for definitions.

††† Performance is no guarantee of future results.

Phone: 1-866-TEXPOOL (839-7665) • Fax: 1-866-839-3291 • TexPool.com

Managed and Serviced by **Federated**




Participant Services
 1001 Texas Ave., Suite 1150
 Houston, TX 77002

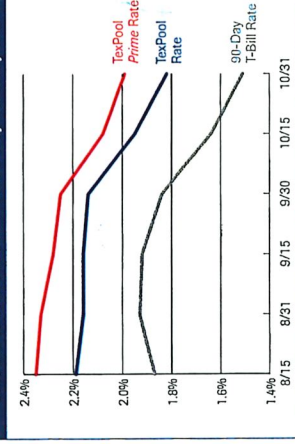
PSRST STD
 U.S. POSTAGE
 PAID
 AUSTIN, TX
 PERMIT NO. 1264

MS. CATHY CAMPBELL
 BRAZORIA COUNTY
 111 E LOCUST ST STE 305
 ANGLETON, TX 77515-4677

1302



TexPool & TexPool Prime vs. 90-Day Treasury Bill



90-Day Treasury Bill is a short-term debt instrument backed by the national government. These are used to settle immediate cash or near outstanding obligations.

Any prime investor can invest in a Treasury bill. The 90-Day Treasury Bill is a weighted average rate of the weekly auctions of 90-Day Treasury bills.

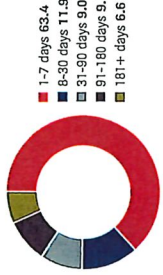
††† Performance is no guarantee of future results.

We think the Fed has made the correct policy response for now. But we also know policymakers don't like trading in the overnight market on a daily basis. They must come up with some sort of a repo facility. To do so they will have to answer important questions: Who should have access to it and at what rate? Should they ease regulations to allow liquidity to flow easier? Should they automatically commit to daily operations at known times of stress, such as month- and quarter-end? There are no easy answers, and it will take time to figure it all out. Just as crucially, they must remove the stigma of using it.

As for purchases in October, we found value in the 3-month area of both the London interbank offered rate (Libor) and Treasury yield curves. The Treasury yield curve ended October with 1-month at 1.54%, 3-month at 1.54%, 6-month at 1.83% and 12-month at 1.55%. Libor ended the October with 1-month at 1.80%, 3-month at 1.90% and 6-month at 1.92%. The weighted average maturity (WAM) at month-end was 39 days for both TexPool and TexPool Prime.

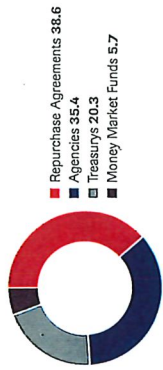
Portfolio by Maturity (%)

As of October 31, 2019



Portfolio by Type of Investment (%)

As of October 31, 2019



Portfolio Asset Summary as of October 31, 2019

	Book Value	Market Value
Uninvested Balance	\$728,175.26	\$728,175.26
Receivable for Investments Sold	0.00	0.00
Accrual of Interest Income	21,019,800.54	21,019,800.54
Interest and Management Fees Payable	-33,642,530.65	-33,642,530.65
Payable for Investments Purchased	-274,569,888.88	-274,569,888.88
Accrued Expenses & Taxes	-23,006.35	-23,006.35
Repurchase Agreements	8,279,857,000.00	8,279,857,000.00
Mutual Fund Investments	1,230,074,000.00	1,230,074,000.00
Government Securities	7,601,284,620.64	7,600,758,843.13
U.S. Treasury Inflation Protected Securities	1,030,094,859.47	1,029,417,568.06
U.S. Treasury Bills	1,664,665,252.32	1,666,120,177.70
US Treasury Notes	1,673,910,822.35	1,675,784,343.61
Total	\$21,191,942,554.18	\$21,194,068,131.90

Market value of collateral supporting the Repurchase Agreements is at least 102% of the Book Value. The portfolio is managed by Fidelity Investment Consulting and the assets are self-kept in a separate custodial account at State Street Bank in the name of TexPool. The only source of payment to the Participants is the assets of TexPool. There is no secondary source of payment for the pool such as insurance or State guarantee. Should you require a copy of the portfolio, please contact TexPool Participant Services.

Participant Summary

	Number of Participants	Balance
School District	596	\$6,352,882,165.24
Higher Education	59	\$902,593,026.33
Healthcare	86	\$983,315,195.95
Utility District	828	\$2,789,528,337.04
City	474	\$5,824,242,134.60
County	187	\$2,002,227,356.24
Other	360	\$2,436,849,259.19

Definition of Weighted Average Maturity and Weighted Average Life

WAM is the mean average of the periods of time remaining until the securities held in TexPool (a) are scheduled to be repaid, (b) would be repaid upon a demand by TexPool, or (c) are scheduled to have their interest rate reset to current market rates. Securities with adjustable rates payables upon demand are treated as maturing on the earlier of the two dates set forth in (b) and (c) if their scheduled maturity is 397 days or less, and the date of the two dates set forth in (b) and (c) if their scheduled maturity is more than 397 days. The mean is weighted based on the percentage of the amortized cost of the portfolio invested in each period.

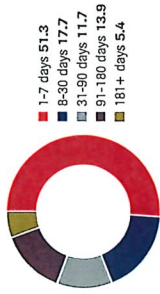
WAL is calculated in the same manner as WAM, but is based solely on the periods of time remaining until the securities held in TexPool (a) are scheduled to be repaid or (b) would be repaid upon a demand by TexPool, without reference to when interest rates of securities within TexPool are scheduled to be reset.

Daily Summary

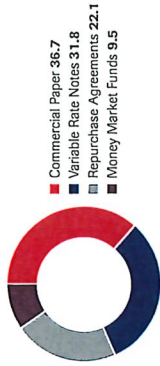
Date	Money Mkt. Fund Equip. (SEC-Stat)	Dividend Factor	TexPool Invested Balance	NAV	WAM Days	WAL Days
10/1	2.0235%	0.00005499	\$20,586,312,265.89	1.00006	34	107
10/2	1.9437%	0.00005252	\$20,823,565,377.08	1.00009	33	106
10/3	1.9343%	0.000052994	\$20,750,028,380.69	1.00013	34	106
10/4	1.9306%	0.000052892	\$20,691,353,180.94	1.00014	34	107
10/5	1.9306%	0.000052892	\$20,691,353,180.94	1.00014	34	107
10/6	1.9306%	0.000052892	\$20,691,353,180.94	1.00014	34	107
10/7	1.9247%	0.000052732	\$20,576,971,488.64	1.00012	33	105
10/8	1.9202%	0.000052607	\$20,559,759,374.51	1.00013	34	108
10/9	1.9230%	0.000052686	\$20,564,222,163.12	1.00013	34	107
10/10	1.9219%	0.000052653	\$20,584,765,733.18	1.00012	33	106
10/11	1.9192%	0.000052581	\$20,703,767,923.54	1.00008	35	109
10/12	1.9192%	0.000052581	\$20,703,767,923.54	1.00008	35	109
10/13	1.9192%	0.000052581	\$20,703,767,923.54	1.00008	35	109
10/14	1.9192%	0.000052581	\$20,703,767,923.54	1.00008	35	109
10/15	1.9542%	0.000053540	\$20,667,322,823.16	1.00008	33	106
10/16	2.0078%	0.000050007	\$20,660,854,487.88	1.00010	34	108
10/17	1.9635%	0.000053797	\$20,616,854,325.84	1.00010	34	108
10/18	1.9201%	0.000052605	\$20,518,668,617.37	1.00009	35	110
10/19	1.9201%	0.000052605	\$20,518,668,617.37	1.00009	35	110
10/20	1.9201%	0.000052605	\$20,518,668,617.37	1.00009	35	110
10/21	1.8839%	0.000051615	\$20,479,024,711.52	1.00009	34	108
10/22	1.9002%	0.000052059	\$20,465,661,698.77	1.00009	35	110
10/23	1.8942%	0.000051896	\$20,479,180,895.12	1.00007	36	112
10/24	1.8892%	0.000051760	\$20,520,960,362.76	1.00007	36	112
10/25	1.8662%	0.000051128	\$21,143,940,895.72	1.00006	36	110
10/26	1.8662%	0.000051128	\$21,143,940,895.72	1.00006	36	110
10/27	1.8662%	0.000051128	\$21,143,940,895.72	1.00006	36	110
10/28	1.8468%	0.000050597	\$21,130,261,250.80	1.00006	37	109
10/29	1.8424%	0.000050478	\$21,133,302,335.25	1.00006	38	110
10/30	1.8399%	0.000050405	\$21,238,830,273.14	1.00005	38	111
10/31	1.8155%	0.000049739	\$21,191,942,554.18	1.00010	39	112
Average:	1.9115%	0.000052370	\$20,739,576,783.79	1.00009	35	109

TEXPOOL Prime

Portfolio by Maturity (%)
As of October 31, 2019



Portfolio by Type of Investment (%)
As of October 31, 2019



Portfolio Asset Summary as of October 31, 2019

	Book Value	Market Value
Uninvested Balances	\$240,903.71	\$240,903.71
Receivable for Investments Sold	0.00	0.00
Accrual of Interest Income	3,638,426.75	3,638,426.75
Interest and Management Fees Payable	-10,304,391.13	-10,304,391.13
Payable for Investments Purchased	0.00	0.00
Accrued Expenses & Taxes	-7,856.31	-7,856.31
Repurchase Agreements	1,312,266,000.00	1,312,266,000.00
Commercial Paper	2,186,505,084.99	2,186,505,084.99
Bank Instruments	0.00	0.00
Mutual Fund Investments	562,125,796.71	562,052,006.75
Government Securities	1,891,000,000.00	1,891,172,020.00
Variable Rate Notes	0.00	0.00
Total	\$5,943,932,273.52	\$5,945,080,384.34

Market value of collateral supporting the Repurchase Agreements is at least 102% of the Book Value. The portfolio is managed by Federated Investment Consulting and the assets are safe kept in a separate custodial account at State Street Bank in the name of TexPool Prime. The assets of TexPool Prime are the only source of payments to the Participants. There is no secondary source of payment for the pool such as insurance or State guarantee. Should you require a copy of the portfolio, please contact TexPool Participant Services.

Participant Summary

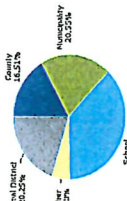
	Number of Participants	Balance
School District	124	\$2,160,316,810.93
Higher Education	19	\$575,489,184.31
Healthcare	16	\$262,874,037.72
Utility District	46	\$366,760,883.12
City	79	\$1,237,136,645.35
County	41	\$414,717,276.77
Other	78	\$925,219,145.49

TEXPOOL Prime

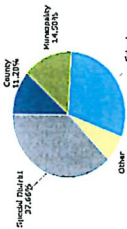
Daily Summary

Date	Money (Mkt. Fund Equiv.) (SEC St'd)	Dividend Factor	TexPool Prime Invested Balance	NAV	WAM Days	WAL Days
10/1	2.1859%	0.000056833	\$5,987,571,161.38	1.00009	34	69
10/2	2.0884%	0.000057217	\$5,906,228,152.08	1.00008	34	72
10/3	2.0946%	0.000057387	\$5,898,455,002.33	1.00008	35	74
10/4	2.1081%	0.000057755	\$5,822,616,212.52	1.00004	37	82
10/5	2.1081%	0.000057755	\$5,822,616,212.52	1.00004	37	82
10/6	2.1081%	0.000057755	\$5,822,616,212.52	1.00004	37	82
10/7	2.0758%	0.000056870	\$5,800,386,026.03	1.00006	35	79
10/8	2.0949%	0.000057394	\$5,838,461,288.24	1.00008	37	81
10/9	2.0831%	0.000057345	\$5,850,267,755.70	1.00009	36	82
10/10	2.0843%	0.000057103	\$5,794,465,882.78	1.00008	37	84
10/11	2.0753%	0.000056858	\$5,799,134,359.96	1.00002	39	86
10/12	2.0753%	0.000056858	\$5,799,134,359.96	1.00002	39	86
10/13	2.0753%	0.000056858	\$5,799,134,359.96	1.00002	39	86
10/14	2.0753%	0.000056858	\$5,799,134,359.96	1.00002	39	86
10/15	2.0844%	0.000057106	\$5,822,504,283.10	1.00007	36	82
10/16	2.1097%	0.000057801	\$5,806,570,463.08	1.00006	35	82
10/17	2.0882%	0.000057485	\$5,834,371,917.93	1.00005	35	81
10/18	2.0748%	0.000056843	\$5,784,126,828.76	1.00000	37	83
10/19	2.0748%	0.000056843	\$5,784,126,828.76	1.00000	37	83
10/20	2.0748%	0.000056843	\$5,784,126,828.76	1.00000	37	83
10/21	2.0618%	0.000056487	\$5,787,069,989.89	1.00014	35	80
10/22	2.0525%	0.000056233	\$5,805,260,362.02	1.00015	35	79
10/23	2.0475%	0.000056097	\$5,813,998,257.49	1.00017	34	79
10/24	2.0448%	0.000056021	\$5,826,439,909.33	1.00016	33	77
10/25	2.0382%	0.000055840	\$6,006,584,761.00	1.00011	33	76
10/26	2.0382%	0.000055840	\$6,006,584,761.00	1.00011	33	76
10/27	2.0382%	0.000055840	\$6,006,584,761.00	1.00011	33	76
10/28	2.0778%	0.000055282	\$6,037,366,341.19	1.00014	36	78
10/29	2.0134%	0.000055163	\$5,975,053,763.85	1.00013	39	80
10/30	2.0775%	0.000055273	\$5,962,242,009.74	1.00015	39	81
10/31	1.9948%	0.000054653	\$5,943,992,273.52	1.00019	39	80
Average:	2.0701%	0.000056716	\$5,865,587,989.85	1.00008	36	80

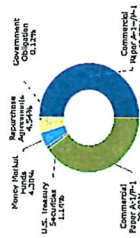
The following information is provided in accordance with Texas State Statute 2256.0016, As of October 31, 2019:



Participant Breakdown by Balance




Participant Breakdown by Entity Type



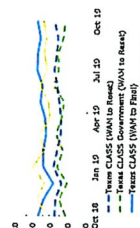
Texas CLASS Portfolio Breakdown



Texas CLASS Government Portfolio Breakdown



Performance vs. Benchmark S&P AAA/AA GIP* (Average Monthly Yields)



Weighted Average Maturity (In Days)

Texas CLASS Prior Month Comparison

Month End	Average Yield**	Month Ending Assets	Shares Balance	Market Value	Amortized Cost	WAM (Basis)**	WAM (Final)**
Aug-19	2.28%	\$9,040,349,236	\$9,039,045,048	\$9,058,644,354	\$9,037,240,146	1.00	52
Sep-19	2.20%	\$8,474,324,249	\$8,474,764,664	\$8,477,349,237	\$8,475,387,651	1.00	30
Oct-19	2.09%	\$8,692,852,257	\$8,689,870,099	\$8,730,324,280	\$8,727,243,423	1.00	57

Average monthly yield *As of the end of the last day of the month

Texas CLASS Government Prior Month Comparison

Month End	Average Yield**	Month Ending Assets	Shares Balance	Market Value	Amortized Cost	WAM (Basis)**	WAM (Final)**
Aug-19	2.19%	\$672,316,224	\$672,237,336	\$672,221,556	\$672,142,428	1.00	30
Sep-19	2.15%	\$664,044,215	\$663,961,328	\$663,880,906	\$663,778,020	1.00	41
Oct-19	1.93%	\$662,040,719	\$661,867,433	\$661,878,213	\$661,704,928	1.00	39

Average monthly yield *As of the end of the last day of the month

Fund Highlights as of October 31, 2019 (Unaudited)

For the month of October 2019, the Program Administrator accrued fees of \$698,201.48 and had average shares outstanding of 8,492,526,023.90 for Texas CLASS Government, the Program Administrator accrued fees of \$9,000.89 and had average shares outstanding of 662,337,928.31. The fees for both Texas CLASS and Texas CLASS Government are accrued on a daily basis by multiplying the investment property value by the applicable fee rate, and divided by 365 or 366 days in the event of a leap year. The investment property value shall be based on the current day's shares outstanding. For weekend days and holidays, the shares outstanding for the previous business day will be utilized for the calculation of fees. The applicable fee rate is located in Exhibit F of the Eighth Amended and Restated Trust Agreement. The Program Administrator reserves the right to state fees listed in the Eighth Amended and Restated Trust Agreement. The monthly fee is the sum of all daily fee accruals for the month of October. The fees are paid monthly upon notification to the custodian bank. As of October 31, 2019 the fee for Texas CLASS was 10 basis points and the fee for Texas CLASS Government was 2 basis points.

- Both funds are rated "AAA" by S&P Global Ratings.
- The Asset Value for both funds from October 1 to October 31, 2019 is equal to \$1.00.
- The final maturity dates of all securities were less than one year.
- The custodian bank for Texas CLASS is Wells Fargo Bank, N.A.
- Total number of Participants is 786.
- There are currently no investments that have a stated maturity greater than one year.
- The portfolio managers for Texas CLASS are Randy Palomba, CFA and Neil Voud, CFA.
- All sources of payment are the underlying assets of the local government investment pool at market value.
- The Eighth Amended and Restated Trust Agreement was adopted by the Board of Trustees on April 8, 2019. You can access your copy of the Eighth Amended and Restated Trust Agreement by clicking [here](#).

Texas CLASS is supervised by a Board of Trustees (the Board) who are elected by the Participants. The Board supervises the Trust and its affairs and acts as the liaison between the Participants, the Custodian, and the Program Administrator. The Board administers the affairs of the Trust and enters into contracts and agreements on behalf of the Trust in order to effectuate the terms of the Trust Agreement. It also selects the consultants for Texas CLASS, including the Program Administrator and the Custodian, subject to the terms of the Trust Agreement.

The Board is selected at the annual meeting of the Participants. Any representative may be nominated as a Trustee. The number of Trustees to be selected shall be determined by the Participants at such meeting and shall be an odd number of three or more. Currently, the Board of Trustees consists of the following members, each serving two-year staggered terms:

- Mr. Steve Williams, Chairman Asst. City Administrator/CFO, City of Conroe
- Ms. Amy Perez Director of Financial Management, Harris County
- Ms. Monika Arris Director of Budget & Finance, Collin County
- Mr. Mike Hagar Asst. Supt. of Business & Finance, Alamo Heights ISD
- Ms. Cindy Yeatts Brown Treasurer, Denton County
- Ms. Heather Hurlbert Director of Finance, City of San Marcos
- Mr. Rodney Rhoades Deputy Director - Admin. Services, North Texas Municipal Water Dist

Texas Class Government Interest Rate for October 2019

Date	Daily Rate (%)	YTD Yield (%)	7-Day Yield (%)	WAM Days to Reset	WAM Days to Final	Daily Dividend	Net Asset Value (NAV)
10/31/2019	1.8551	2.3143	1.8822	39	75	0.000050824664	1.00026181
10/30/2019	1.8551	2.3158	1.8894	40	76	0.000050824663	1.00023553
10/29/2019	1.8651	2.3173	1.8980	40	77	0.000051088630	1.00021863
10/28/2019	1.8851	2.3188	1.9022	40	77	0.000051646575	1.00021169
10/27/2019	1.9051	2.3203	1.9094	42	79	0.000052194520	1.00017563
10/26/2019	1.9051	2.3216	1.9151	42	79	0.000052194521	1.00017563
10/25/2019	1.9051	2.3230	1.9208	42	79	0.000052194520	1.00017563
10/24/2019	1.9051	2.3244	1.9265	42	79	0.000052194515	1.00023865
10/23/2019	1.9151	2.3259	1.9351	42	80	0.000052468493	1.00024635
10/22/2019	1.9351	2.3273	1.9422	43	81	0.000051920553	1.00025410
10/21/2019	1.9351	2.3287	1.9480	42	80	0.000052016445	1.00025750
10/20/2019	1.9451	2.3301	1.9466	43	81	0.000052920410	1.00022034
10/19/2019	1.9451	2.3314	1.9439	43	81	0.000052920410	1.00022034
10/18/2019	1.9451	2.3327	1.9411	43	81	0.000052920409	1.00022034
10/17/2019	1.9651	2.3341	1.9384	42	80	0.000053838363	1.00026789
10/16/2019	1.9651	2.3355	1.9341	43	80	0.000053838363	1.00024659
10/15/2019	1.9351	2.3366	1.9298	45	76	0.000053016435	1.00024620
10/14/2019	1.9258	2.3380	1.9298	47	78	0.000052761735	1.00018626
10/13/2019	1.9258	2.3395	1.9325	47	78	0.000052761735	1.00018626
10/12/2019	1.9258	2.3409	1.9353	47	78	0.000052761734	1.00018626
10/11/2019	1.9258	2.3424	1.9381	47	78	0.000052761735	1.00018626
10/10/2019	1.9351	2.3438	1.9408	47	78	0.000053016432	1.00026442
10/9/2019	1.9351	2.3453	1.9437	43	74	0.000053016434	1.00025870
10/8/2019	1.9351	2.3467	1.9494	43	75	0.000053016438	1.00024690
10/7/2019	1.9451	2.3482	1.9608	39	70	0.000052920413	1.00028005
10/6/2019	1.9451	2.3497	1.9608	40	72	0.000052920413	1.00023586
10/5/2019	1.9451	2.3511	1.9577	40	72	0.000052920413	1.00023586
10/4/2019	1.9451	2.3526	2.0046	40	72	0.000052920414	1.00023586
10/3/2019	1.9551	2.3541	2.0116	40	73	0.000053564387	1.00024075
10/2/2019	1.9751	2.3555	2.0201	40	72	0.000054112336	1.00019034
10/1/2019	2.0151	2.3569	2.0287	40	72	0.000055208215	1.00015616

Texas Class Prime Interest Rate for October 2019

Date	Daily Rate (%)	YTD Yield (%)	7-Day Yield (%)	WAM Days to Reset	WAM Days to Final	Daily Dividend	Net Asset Value (NAV)
10/31/2019	2.0226	2.4485	2.0383	57	85	0.000055414462	1.00034323
10/30/2019	2.0393	2.4499	2.0426	58	86	0.000055767487	1.00031023
10/29/2019	2.0411	2.4513	2.0449	56	84	0.000055920699	1.00030829
10/28/2019	2.0415	2.4526	2.0484	56	85	0.000055931643	1.00031132
10/27/2019	2.0412	2.4540	2.0532	57	86	0.000055921964	1.00026722
10/26/2019	2.0412	2.4554	2.0597	57	86	0.000055921963	1.00026722
10/25/2019	2.0526	2.4568	2.0663	57	86	0.000055921963	1.00026722
10/24/2019	2.0526	2.4582	2.0729	59	88	0.000055921963	1.00026722
10/23/2019	2.0558	2.4595	2.0788	57	87	0.000056235647	1.00033776
10/22/2019	2.0651	2.4609	2.0844	57	88	0.000056235647	1.00033681
10/21/2019	2.0751	2.4622	2.0873	56	86	0.000056520555	1.00030768
10/20/2019	2.0873	2.4636	2.0917	56	86	0.000056520555	1.00030768
10/19/2019	2.0873	2.4649	2.0944	56	87	0.000057187057	1.00021900
10/18/2019	2.0873	2.4661	2.0971	56	87	0.000057187057	1.00021900
10/17/2019	2.0951	2.4675	2.0998	55	87	0.000057354209	1.00030705
10/16/2019	2.0951	2.4687	2.1026	56	88	0.000057354209	1.00030705
10/15/2019	2.1061	2.4700	2.1048	55	87	0.000057400000	1.00026382
10/14/2019	2.1061	2.4714	2.1091	57	87	0.000057700775	1.00024013
10/13/2019	2.1061	2.4727	2.1109	57	87	0.000057700775	1.00016597
10/12/2019	2.1061	2.4740	2.1137	57	87	0.000057700775	1.00016597
10/11/2019	2.1061	2.4752	2.1165	57	87	0.000057700775	1.00016597
10/10/2019	2.1130	2.4766	2.1193	57	87	0.000057700775	1.00016597
10/9/2019	2.1105	2.4778	2.1213	57	87	0.000057889874	1.00026823
10/8/2019	2.1161	2.4791	2.1248	58	85	0.000057889874	1.00028717
10/7/2019	2.1184	2.4804	2.1294	58	85	0.000057946073	1.00027923
10/6/2019	2.1257	2.4817	2.1362	59	86	0.000058039256	1.00027110
10/5/2019	2.1257	2.4830	2.1392	59	86	0.000058238684	1.00018901
10/4/2019	2.1257	2.4843	2.1422	59	86	0.000058238685	1.00018901
10/3/2019	2.1270	2.4856	2.1452	58	86	0.000058238685	1.00018901
10/2/2019	2.1351	2.4869	2.1492	57	86	0.000058273900	1.00025943
10/1/2019	2.1485	2.4882	2.1535	54	83	0.000058495890	1.00018781