



**CERTIFIED COPY
BRAZORIA COUNTY COMMISSIONERS' COURT**

ORDER NO. 6.O.1

**RE: TREASURER'S MONTHLY REPORT AND
INVESTMENT REPORT FOR MARCH 2020
AND THE 2ND QUARTER INVESTMENT
REPORT**

Approve the Treasurer's Monthly Report and Monthly Investment Report for March 2020 and the 2nd Quarter Investment Report for fiscal year 2020. This order and affidavit must be filed with the County Clerk. It is further requested a certified copy of this order be returned to the County Treasurer. This report will be posted to the County website.

RESULT:	PASSED [UNANIMOUS]
MOVER:	Donald "Dude" Payne, Commissioner
SECONDER:	Ryan Cade, Commissioner
AYES:	Judge Sebesta, Commissioner Payne, Commissioner Cade, Commissioner Linder

STATE OF TEXAS §

COUNTY OF BRAZORIA §

I, Joyce Hudman, Clerk County Court and Ex-Officio Clerk of the Commissioners' Court of Brazoria County, Texas, do hereby certify that the foregoing is a true and correct copy of that certain:

ORDER NO. 6.O.1

**RE: TREASURER'S MONTHLY REPORT AND
INVESTMENT REPORT FOR MARCH 2020
AND THE 2ND QUARTER INVESTMENT
REPORT**

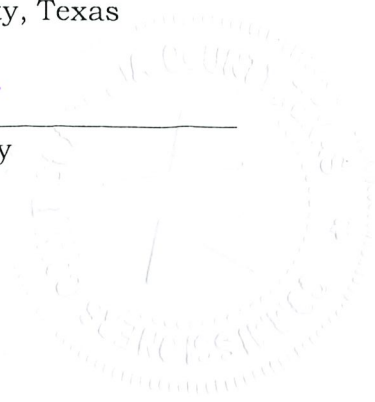
as passed by the Commissioners' Court on the 26th day of MAY, A.D., 2020, Special Meeting Term of Commissioners' Court and as the same appear(s) in the Commissioners' Court Records of Brazoria County, Texas.

**GIVEN UNDER MY HAND AND SEAL OF OFFICE, this the 27th DAY OF
MAY, A. D., 2020.**

JOYCE HUDMAN, Clerk County Court
and Ex-Officio Member of the Commissioners'

Court of Brazoria County, Texas

By:  _____
T. Reynolds, Deputy





CATHY CAMPBELL, CCT, CIO
BRAZORIA COUNTY TREASURER

111 E. Locust, Room 305 Angleton, Texas 77515-4654
979-864-1353 FAX 979-864-1680

Attached is the Monthly Treasurer's Report submitted by Cathy Campbell, Brazoria County Treasurer for the month of MARCH 2020. This report is submitted in compliance with the Local Government Code Sec. 114.026 and contains:

Commissioners' Court Affidavit: 114.026 (d)
Monies received and disbursed: 114.026 (a) (1)
Pledged Securities Management Report: 2257.021
Debts due to* and owed by the county: 114.026 (a) (2)
All other proceedings in the Treasurer's office: 114.026 (a) (3)
Brazoria County general ledger fund activity: 114.026 (c)

Brazoria County Investment Portfolio for March 2020: 2256.023

Brazoria County Investment Activity Report for 2nd Quarter Fiscal Year 2020: 2256.023

Note: debts due to the County are reported to the Court separately by collecting offices

"I CERTIFY THAT TO THE BEST OF MY KNOWLEDGE THE ATTACHED REPORTS ARE TRUE AND CORRECT."

Cathy Campbell, CCT, CIO
Brazoria County Treasurer


MINUTES OF COUNTY FINANCES
TREASURER'S MONTHLY REPORT
AFFIDAVIT
COMMISSIONERS' COURT May 26, 2020

BEFORE ME, the undersigned authority, a Notary Public in and for Brazoria County, Texas, on this day personally appeared the Members of Brazoria County Commissioners' Court and who after being duly sworn upon their oaths do hereby state as follows:


The requirements of Subsection (c) of the Texas Local Government Code §114.026 have been met and that we have reviewed and examined the Monthly Report of: **CATHY CAMPBELL**, Treasurer of Brazoria County, Texas for **MARCH 2020**.

Further, having taken reasonable steps to ensure its accuracy as presented, approve the report and enter this order into the minutes which state total cash and other assets in the custody of the County Treasurer at the time of the examination to be \$212,245,296.58.


The Treasurer's report and this affidavit will be published on the Brazoria County website.



L. M. "Matt" Sebesta, Jr.
County Judge




Donald W. "Dude" Payne
Commissioner Precinct 1




Ryan Cade
Commissioner Precinct 2


Stacy L. Adams
Commissioner Precinct 3



David R. Linder
Commissioner Precinct 4

SUBSCRIBED AND SWORN TO BEFORE ME THIS 26th DAY OF MAY, 2020.





Notary Public in and for Brazoria County, Texas
My Commission Expires: 10/22/2020

BRAZORIA COUNTY Bank Account Activity and Interest Report for March 2020

Account	Ending Bank Balance	Deposits and Other	Checks and Other	Ending Bank Balance	MONTHLY Interest Earned	Interest Rate
	02/29/2020	Credits Received	Debits Disbursed	03/31/2020		
FIRST NATIONAL BANK OF LAKE JACKSON						
Tax Assessor/Collector GOVPAY Acct	1,001,746.22	1,084,889.97	(1,171,677.99)	914,958.20	383.49	0.70
Tax Assessor/Collector Veh Inventory Prop Tax Payroll	482,287.65	223,570.83	(196.84)	705,661.64	268.80	0.70
Operating	1,323,792.91	14,348,922.15	(10,405,891.78)	5,266,823.28	464.10	0.70
Jury Fund	14,289,463.41	20,389,395.25	(22,731,347.81)	11,947,510.85	6,836.60	0.70
Tax Assessor/Collector Boat Sales Tax *	348,282.00	70.00	(25,416.00)	322,936.00	185.45	0.70
County Clerk Trust Fund	8,227.09	36,012.62	(41,137.36)	3,102.35	4.05	0.70
District Clerk Trust Fund	8,248,879.47	315,968.97	(154,987.05)	8,409,861.39	4,890.67	0.70
Tax Assessor/Collector Motor Vehicle Acct	1,967,982.71	409,429.82	(453,820.90)	1,923,591.63	1,208.02	0.70
Tax Assessor/Collector Boat Collections	1,782,556.11	7,005,792.19	(6,886,635.87)	1,901,712.43	908.02	0.70
Tax Assessor/Collector Sales Tax Account *	37,111.67	62,687.79	(45,441.81)	54,357.65	17.25	0.70
Sheriff Barber Shop Education Training Program *	557,088.81	4,561,374.91	(4,405,246.95)	713,216.77	460.95	0.70
Comptroller Direct Deposit	78,772.88	45.68	(2,221.15)	76,597.41	45.68	0.70
Sheriff's Dept Narcotic Unit-Operations	671,127.42	2,899,332.98	(496,297.12)	3,074,163.28	803.42	0.70
Comm. Super & Corrections Dept. Restitution Acct	1,409.54	6,000.00	(5,840.00)	1,569.54	2.25	0.70
District Atty Check Collection Account	128,751.66	33,397.56	(38,367.95)	123,781.27	76.18	0.70
Tax Assessor/Collector Tax Account	19,491.00	5,708.61	(9,071.56)	16,128.05	9.60	0.70
Employee Benefit Trust Fund *	7,849,497.39	11,661,950.60	(16,187,481.26)	3,323,966.73	2,846.35	0.70
Investment Acct	4,630,030.16	2,411,503.65	(1,235,967.29)	5,805,566.52	2,842.94	0.70
Credit Card Account	-	0.00	0.00	0.00	0.00	0.70
E-Filing / E-Recording	244,758.14	618,771.24	(629,332.76)	234,196.62	195.49	0.70
Parks Credit Card	151,596.55	341,544.75	(302,002.45)	191,138.85	97.79	0.70
Juvenile Restitution Account	15,116.01	49,219.48	(41,262.68)	23,072.81	13.15	0.70
TouchPay Credit Card	5,428.33	3,699.99	(4,368.59)	4,759.73	2.78	0.70
First National Bank of Lake Jackson Totals	43,900,740.94	66,571,427.35	(65,386,134.17)	45,086,034.12	22,600.38	

TOTAL Interest Earning Accounts EOM Balance 45,086,034.12 22,600.38

Non-Int bearing Accts at the bank: Sheriff, County and District Clerks Cash Bonds; TCDBG-IKE; Inmate Trusts; TCEQ and Bail Bond Sec

1,192,632.05
46,278,666.17

This report is presented in accordance with The Texas Government Code Title 4 Sec. 114.026 (a)(1) and I certify that to the best of my knowledge the above is the true and correct cash balance remaining in the Treasurer's custody.



Cathy Campbell, CCT, CIO
Brazoria County Treasurer



CATHY CAMPBELL, CCT, CIO

BRAZORIA COUNTY TREASURER

111 E. Locust, Room 305 Angleton, Texas 77515-4654

979-864-1353 FAX 979-864-1680

Attached is a copy of the management reports for the securities that were pledged to Brazoria County by First National Bank of Lake Jackson and Wells Fargo Bank for the month of **March 2020**.

"I CERTIFY THAT TO THE BEST OF MY KNOWLEDGE THE ATTACHED REPORTS ARE TRUE AND CORRECT."

A handwritten signature in blue ink, reading "Cathy Campbell", is written over a horizontal line.

Cathy Campbell, CCT, CIO
Brazoria County Treasurer



Public Funds Collateral Management Team
 333 Market St 4th Floor
 San Francisco, CA 94105-2100
 Phone: 1-877-479-6603
 publicfundscollateral@wellsfargo.com

PUBLIC FUNDS

STATEMENT PERIOD
 03/01/2020 - 03/31/2020

XNPBFMDTB8 1 000528



BRAZORIA COUNTY
 CATHY CAMPBELL
 111 E. LOCUST, SUITE 305
 ANGLETON, TX 77515

DAILY COLLATERAL REPORT

Date	Deposit Total	FDIC Insurance	Total Deposits Requiring Collateral	Collateral Value	Required Collateral Level	Collateral Value vs. Required Collateral
03/01/2020	56.16	56.16	0.00	0.00	0.00	0.00
03/02/2020	56.16	56.16	0.00	0.00	0.00	0.00
03/03/2020	56.16	56.16	0.00	0.00	0.00	0.00
03/04/2020	56.16	56.16	0.00	0.00	0.00	0.00
03/05/2020	56.16	56.16	0.00	0.00	0.00	0.00
03/06/2020	56.16	56.16	0.00	0.00	0.00	0.00
03/07/2020	56.16	56.16	0.00	0.00	0.00	0.00
03/08/2020	56.16	56.16	0.00	0.00	0.00	0.00
03/09/2020	56.16	56.16	0.00	0.00	0.00	0.00
03/10/2020	56.16	56.16	0.00	0.00	0.00	0.00
03/11/2020	6.38	6.38	0.00	0.00	0.00	0.00
03/12/2020	6.38	6.38	0.00	0.00	0.00	0.00
03/13/2020	6.38	6.38	0.00	0.00	0.00	0.00
03/14/2020	6.38	6.38	0.00	0.00	0.00	0.00
03/15/2020	6.38	6.38	0.00	0.00	0.00	0.00
03/16/2020	6.38	6.38	0.00	0.00	0.00	0.00
03/17/2020	6.38	6.38	0.00	0.00	0.00	0.00
03/18/2020	6.38	6.38	0.00	0.00	0.00	0.00
03/19/2020	6.38	6.38	0.00	0.00	0.00	0.00
03/20/2020	6.38	6.38	0.00	0.00	0.00	0.00
03/21/2020	6.38	6.38	0.00	0.00	0.00	0.00
03/22/2020	6.38	6.38	0.00	0.00	0.00	0.00
03/23/2020	6.38	6.38	0.00	0.00	0.00	0.00
03/24/2020	6.38	6.38	0.00	0.00	0.00	0.00
03/25/2020	6.38	6.38	0.00	0.00	0.00	0.00
03/26/2020	6.38	6.38	0.00	0.00	0.00	0.00
03/27/2020	6.38	6.38	0.00	0.00	0.00	0.00
03/28/2020	6.38	6.38	0.00	0.00	0.00	0.00
03/29/2020	6.38	6.38	0.00	0.00	0.00	0.00
03/30/2020	6.38	6.38	0.00	0.00	0.00	0.00
03/31/2020	6.38	6.38	0.00	0.00	0.00	0.00

Reportfolio

First National Bank of Lake Jackson, Lake Jackson, T
 Published: 3/30/2020 11:02:16 AM

Safekkeeping

Management Report
 Pledged To: BRAZORIA COUNTY
 Section V-C
 Date: 31-Mar-20
 Page: 18

Code	Cusip Trans#	Description Maturity	Prerfund	Pool Coupon	Moody Std/Poor	Original Face Pledged Percent	Pledged Original Face Value	Pledged Par Value	Pledged Book Value	Pledged Market Value
FHLB	3137FNIH60	FHR 4910 PB		2.000		\$3,000,000.00	\$3,000,000.00	\$2,951,076.60	\$2,917,517.56	\$2,974,401.61
	527660201909180	7/25/2049				100.00%				
		FEDERAL HOME LOAN BANK AFS								
25 CMOs - Fixed Rate										
Total Pledged 130 To: BRC BRAZORIA COUNTY							\$59,130,000.00	\$44,654,688.36	\$44,576,856.07	\$45,644,713.77
							\$323,184,512.00	\$79,093,249.98	\$79,522,111.35	\$81,375,900.92

\$0.00 Munis with Maturity Under 2 Years
 \$0.00 Munis with Maturity Over 2 Years
 \$2,025,800.75 Other securities with Stated Maturity Under 2 Years
 \$77,067,449.23 Other securities with Stated Maturity Over 2 Years

** If no data is shown, then there are no pledges for the current period.



Brazoria County Bond Payments - March 2020

	<u>INTEREST</u>	<u>PRINCIPAL</u>	<u>BAB SUBSIDY</u>	<u>TOTAL</u>
Series 2012 - Certificates of Obligation	0.00	0.00	0.00	0.00
Series 2012 - Unlimited Tax Road Bonds	0.00	0.00		0.00
Series 2016 - Unlimited Tax Refunding Bonds	0.00	0.00		0.00
Series 2016 - Limited Tax Refunding Bonds	0.00	0.00		0.00
Series 2018 -Certificates of Obligation	0.00	0.00		0.00
Series 2018 - Unlimited Tax Refunding Bonds	0.00	0.00		0.00
Series 2020 -Unlimited Tax Refunding (2010B BAB) Bonds	0.00	0.00		0.00
TOTAL PAYMENTS	0.00	0.00	0.00	0.00

The following pages show the remaining bond payments to be made by Brazoria County.

This report is presented in accordance with The Texas Government Code Title 4 Sec. 114.026 (a)(2)

A handwritten signature in blue ink that reads "Cathy Campbell".

Cathy Campbell, CCT, CIO
Brazoria County Treasurer

BRAZORIA COUNTY, TEXAS
Series 2012 - Certificates of Obligation
Remaining Payment Schedule

FISCAL YEAR	INTEREST 1-Mar	PRINCIPAL 1-Mar	INTEREST 1-Sep	TOTAL PAYMENT
2020	509,700.00	1,285,000.00	477,575.00	2,272,275.00
2021	477,575.00	1,350,000.00	443,825.00	2,271,400.00
2022	443,825.00	1,420,000.00	408,325.00	2,272,150.00
2023	408,325.00	1,495,000.00	370,950.00	2,274,275.00
2024	370,950.00	1,570,000.00	331,700.00	2,272,650.00
2025	331,700.00	1,650,000.00	290,450.00	2,272,150.00
2026	290,450.00	1,735,000.00	247,075.00	2,272,525.00
2027	247,075.00	1,825,000.00	201,450.00	2,273,525.00
2028	201,450.00	1,920,000.00	153,450.00	2,274,900.00
2029	153,450.00	2,000,000.00	118,450.00	2,271,900.00
2030	118,450.00	2,075,000.00	82,137.50	2,275,587.50
2031	82,137.50	2,145,000.00	44,600.00	2,271,737.50
2032	44,600.00	2,230,000.00		2,274,600.00
	3,679,687.50	22,700,000.00	3,169,987.50	29,549,675.00

Debt History:
 Date of Receipt 26-Jul-12
 Amount of Issue \$25,115,000.00
 True Int Cost 3.380%

Paying Agent:
 U.S. Bank
 ABA routing # 091000022
 St. Paul, MN 55486-2639

BRAZORIA COUNTY, TEXAS
Series 2012 - Unlimited Tax Road Bonds
Remaining Payment Schedule

FISCAL YEAR	INTEREST 1-Mar	PRINCIPAL 1-Mar	INTEREST 1-Sep	TOTAL PAYMENT
2020	101,475.00	405,000.00	95,400.00	601,875.00
2021	95,400.00	420,000.00	89,100.00	604,500.00
2022	89,100.00	430,000.00	82,650.00	601,750.00
2023	82,650.00	445,000.00	75,975.00	603,625.00
2024	75,975.00	455,000.00	69,150.00	600,125.00
2025	69,150.00	470,000.00	62,100.00	601,250.00
2026	62,100.00	485,000.00	54,825.00	601,925.00
2027	54,825.00	500,000.00	47,012.50	601,837.50
2028	47,012.50	515,000.00	38,643.75	600,656.25
2029	38,643.75	535,000.00	29,950.00	603,593.75
2030	29,950.00	550,000.00	20,688.75	600,618.75
2031	20,688.75	570,000.00	10,693.75	601,362.50
2032	10,693.75	590,000.00		600,693.75
	777,643.75	6,370,000.00	676,168.75	7,823,812.50

Debt History:
 Date of Receipt 26-Jul-12
 Amount of Issue \$8,575,000.00
 True Int cost 3.120%

Paying Agent:
 U.S. Bank
 ABA routing # 091000022
 St. Paul, MN 55486-2639

BRAZORIA COUNTY, TEXAS
Series 2016 - Unlimited Tax Refunding Bonds
Remaining Payment Schedule

FISCAL YEAR	INTEREST 1-Mar	PRINCIPAL 1-Mar	INTEREST 1-Sep	TOTAL PAYMENT
2020	140,375.00	485,000.00	133,100.00	758,475.00
2021	133,100.00	505,000.00	125,525.00	763,625.00
2022	125,525.00	860,000.00	108,325.00	1,093,850.00
2023	108,325.00	900,000.00	90,325.00	1,098,650.00
2024	90,325.00	935,000.00	71,625.00	1,096,950.00
2025	71,625.00	975,000.00	52,125.00	1,098,750.00
2026	52,125.00	1,015,000.00	26,750.00	1,093,875.00
2027	26,750.00	1,070,000.00	0.00	1,096,750.00
	748,150.00	6,745,000.00	607,775.00	8,100,925.00

Debt History:
 Date of Receipt: 28-Jan-16
 Amount of Issue: \$8,425,000.00
 True Int cost: 2.376%

Paying Agent:
 U.S. Bank
 ABA routing # 091000022
 St. Paul, MN 55486-2639

Refunding Series 2006 Unlimited Tax Road Bonds

BRAZORIA COUNTY, TEXAS
Series 2016 - Limited Tax Refunding Bonds
Remaining Payment Schedule

FISCAL YEAR	INTEREST 1-Mar	PRINCIPAL 1-Mar	INTEREST 1-Sep	TOTAL PAYMENT
2020	122,300.00	605,000.00	113,225.00	840,525.00
2021	113,225.00	625,000.00	103,850.00	842,075.00
2022	103,850.00	905,000.00	85,750.00	1,094,600.00
2023	85,750.00	945,000.00	66,850.00	1,097,600.00
2024	66,850.00	980,000.00	47,250.00	1,094,100.00
2025	47,250.00	1,025,000.00	26,750.00	1,099,000.00
2026	26,750.00	1,070,000.00		1,096,750.00
	565,975.00	6,155,000.00	443,675.00	7,164,650.00

Debt History:
 Date of Receipt: 28-Jan-16
 Amount of Issue: \$6,125,000.00
 True Int cost: 2.207%

Paying Agent:
 U.S. Bank
 ABA routing # 091000022
 St. Paul, MN 55486-2639

Refunding Series 2006 Certificate of Obligation

BRAZORIA COUNTY
Certificates of Obligation
Series 2018
Payment Schedule

FISCAL YEAR	INTEREST 1-Mar	PRINCIPAL 1-Mar	INTEREST 1-Sep	TOTAL PAYMENT
2020	185,575.00		185,575.00	371,150.00
2021	185,575.00	290,000.00	178,325.00	653,900.00
2022	178,325.00	305,000.00	170,700.00	654,025.00
2023	170,700.00	320,000.00	162,700.00	653,400.00
2024	162,700.00	335,000.00	154,325.00	652,025.00
2025	154,325.00	355,000.00	146,450.00	655,775.00
2026	146,450.00	370,000.00	136,200.00	651,650.00
2027	136,200.00	390,000.00	126,450.00	652,650.00
2028	126,450.00	410,000.00	116,200.00	652,650.00
2029	116,200.00	430,000.00	105,450.00	651,650.00
2030	105,450.00	455,000.00	94,075.00	654,525.00
2031	94,075.00	475,000.00	82,200.00	651,275.00
2032	82,200.00	500,000.00	69,700.00	651,900.00
2033	69,700.00	525,000.00	58,200.00	653,900.00
2034	59,200.00	545,000.00	48,300.00	652,500.00
2035	48,300.00	570,000.00	36,900.00	655,200.00
2036	36,900.00	590,000.00	25,100.00	652,000.00
2037	25,100.00	615,000.00	12,800.00	652,900.00
2038	12,800.00	640,000.00	0.00	652,800.00
	2,095,225.00	8,120,000.00	1,909,650.00	12,124,875.00

Debt History:
 Date of Receipt August 23, 2018
 Amount of Issue \$8,120,000.00
 Last Maturity March 01, 2038
 True Interest Cost 3.496221%

Paying Agent:
 U.S. Bank
 ABA routing # 091000022
 St. Paul, MN 55486-2639

P:\Treas\Debt Service Bonds\2018 Cert of Obligation Debt Service Payment Schedule.xls
 Prepared by Cathy Campbell, CCT, CIO Brazoria County Treasurer

BRAZORIA COUNTY
Unlimited Tax Refunding Bonds
Series 2018
Payment Schedule

FISCAL YEAR	INTEREST 1-Mar	PRINCIPAL 1-Mar	INTEREST 1-Sep	TOTAL PAYMENT
2020	101,750.00	365,000.00	92,625.00	559,375.00
2021	92,625.00	390,000.00	82,875.00	565,500.00
2022	82,875.00	405,000.00	72,750.00	560,625.00
2023	72,750.00	425,000.00	62,125.00	559,875.00
2024	62,125.00	445,000.00	51,000.00	558,125.00
2025	51,000.00	475,000.00	39,125.00	565,125.00
2026	39,125.00	495,000.00	26,750.00	560,875.00
2027	26,750.00	520,000.00	13,750.00	560,500.00
2028	13,750.00	550,000.00		563,750.00
	542,750.00	4,070,000.00	441,000.00	5,053,750.00

Refunded Series 2008 Unlimited Tax Road Bonds

Debt History:
 Date of Receipt August 23, 2018
 Amount of Issue \$4,415,000.00
 Last Maturity March 01, 2028
 True Interest Cost 2.647974%

Paying Agent:
 U.S. Bank
 ABA routing # 091000022
 St. Paul, MN 55486-2639

P:\Treas\Debt Service Bonds\Unlimited Tax Refunding Bonds, Series 2018 Debt Service Payment Schedule.xls
 Prepared by Cathy Campbell, CCT, CIO Brazoria County Treasurer

BRAZORIA COUNTY
Unlimited Tax Road Refunding Bonds
Series 2020
Payment Schedule

FISCAL YEAR	INTEREST 1-Mar	PRINCIPAL 1-Mar	INTEREST 1-Sep	TOTAL PAYMENT
2020			297,933.37	297,933.37
2021	245,000.00	785,000.00	226,375.00	1,257,375.00
2022	226,375.00	825,000.00	205,750.00	1,257,125.00
2023	205,750.00	860,000.00	184,250.00	1,250,000.00
2024	184,250.00	910,000.00	161,500.00	1,255,750.00
2025	161,500.00	950,000.00	137,750.00	1,249,250.00
2026	137,750.00	995,000.00	112,875.00	1,245,625.00
2027	112,875.00	1,050,000.00	86,625.00	1,249,500.00
2028	86,625.00	1,100,000.00	59,125.00	1,245,750.00
2029	59,125.00	1,155,000.00	30,250.00	1,244,375.00
2030	30,250.00	1,210,000.00		1,240,250.00
	1,450,500.00	9,840,000.00	1,502,433.37	12,792,933.37

Debt History:
Date of Receipt January 23, 2020
Amount of Issue \$9,840,000.00
Last Maturity March 01, 2030
True Interest Cost 1.720776%

Paying Agent:
U.S. Bank
ABA routing # 091000022
St. Paul, MN 55486-2639

Refunded: 2010B Unlimited Tax Rd Bonds, (Build America Bonds)

BRAZORIA COUNTY TOLL ROAD AUTHORITY
Limited Contract Tax and Subordinate Lien Toll Road Revenue Bonds
Series 2017A
Payment Schedule

FISCAL YEAR	INTEREST 1-Mar	PRINCIPAL 1-Mar	INTEREST 1-Sep	TOTAL PAYMENT	Estimated Monthly Installment Due to US BANK
2017			294,688.00 *	294,688.00	*294,688.00
2018	768,750.00		768,750.00	1,537,500.00	128,125.00
2019	768,750.00		768,750.00	1,537,500.00	128,125.00
2020	768,750.00		768,750.00	1,537,500.00	128,125.00
2021	768,750.00		768,750.00	1,537,500.00	128,125.00
2022	768,750.00		768,750.00	1,537,500.00	128,125.00
2023	768,750.00		768,750.00	1,537,500.00	128,125.00
2024	768,750.00		768,750.00	1,537,500.00	128,125.00
2025	1,035,750.00		1,035,750.00	2,071,500.00	172,625.00
2026	1,302,750.00		1,302,750.00	2,605,500.00	217,125.00
2027	1,569,750.00		1,569,750.00	3,139,500.00	261,625.00
2028	1,836,750.00		1,836,750.00	3,673,500.00	306,125.00
2029	2,103,750.00		2,103,750.00	4,207,500.00	350,625.00
2030	2,370,750.00		2,370,750.00	4,741,500.00	395,125.00
2031	2,637,750.00		2,637,750.00	5,275,500.00	439,625.00
2032	2,904,750.00		2,904,750.00	5,809,500.00	484,125.00
2033	3,171,750.00		3,171,750.00	6,343,500.00	528,625.00
2034	3,438,750.00		3,438,750.00	6,877,500.00	573,125.00
2035	3,705,750.00		3,705,750.00	7,411,500.00	617,625.00
2036	3,972,750.00		3,972,750.00	7,945,500.00	662,125.00
2037	4,239,750.00		4,239,750.00	8,479,500.00	706,625.00
2038	4,506,750.00		4,506,750.00	9,013,500.00	751,125.00
2039	4,773,750.00		4,773,750.00	9,547,500.00	795,625.00
2040	5,040,750.00		5,040,750.00	10,081,500.00	840,125.00
2041	5,307,750.00		5,307,750.00	10,615,500.00	884,625.00
2042	5,574,750.00		5,574,750.00	11,149,500.00	929,125.00
2043	5,841,750.00		5,841,750.00	11,683,500.00	973,625.00
2044	6,108,750.00		6,108,750.00	12,217,500.00	1,018,125.00
2045	6,375,750.00		6,375,750.00	12,751,500.00	1,062,625.00
2046	6,642,750.00		6,642,750.00	13,285,500.00	1,107,125.00
2047	6,909,750.00		6,909,750.00	13,819,500.00	1,151,625.00
2048	7,176,750.00		7,176,750.00	14,353,500.00	1,196,125.00
2049	7,443,750.00		7,443,750.00	14,887,500.00	1,240,625.00
2050	7,710,750.00		7,710,750.00	15,421,500.00	1,285,125.00
TOTAL	12,393,875.00	24,985,000.00	12,432,047.00	49,810,922.00	

Series 2017A Serial Current Interest Bonds (CIBs)
 Series 2017A Current Interest Term Bonds (CIBs)
 Series 2017A Convertible Capital Appreciation Bonds (CABs)

Debt History: 22-Jun-17
 Date of Receipt \$53,838,313.00
 Amount of Issue \$53,838,313.00

Paying Agent: U.S. Bank
 ABA routing # 091000022
 St. Paul, MN 55466-2639
 BRAZORIATCIB

Brazoria County Toll Road Authority Limited Contract Tax and Subordinate Lien Toll Road Revenue Bonds, Series 2017A CIB

*Int. due from closing to Sept 2017 debt payment, then monthly installments to US Bank thereafter begin Sept 2017
 Int. calculations include compounded interest from Series 2017A Convertible CIBs.

BRAZORIA COUNTY TOLL ROAD AUTHORITY
Limited Contract Tax and Subordinate Lien Toll Road Revenue Refunding Bonds
Series 2020
Payment Schedule

FISCAL YEAR	INTEREST 1-Mar	PRINCIPAL 1-Mar	INTEREST 1-Sep	TOTAL PAYMENT	Estimated Monthly Installment Due to US BANK
2020			662,797.00	662,797.00	110,466.17
2021	624,625.00		624,625.00	1,249,250.00	104,104.17
2022	624,625.00		624,625.00	1,249,250.00	104,104.17
2023	624,625.00		624,625.00	1,249,250.00	104,104.17
2024	624,625.00		624,625.00	1,249,250.00	104,104.17
2025	624,625.00		624,625.00	1,249,250.00	104,104.17
2026	610,875.00		610,875.00	1,221,750.00	104,104.17
2027	597,125.00		597,125.00	1,194,250.00	104,104.17
2028	583,375.00		583,375.00	1,166,750.00	104,104.17
2029	569,625.00		569,625.00	1,139,250.00	104,104.17
2030	555,875.00		555,875.00	1,111,750.00	104,104.17
2031	542,125.00		542,125.00	1,084,250.00	104,104.17
2032	528,375.00		528,375.00	1,056,750.00	104,104.17
2033	514,625.00		514,625.00	1,029,250.00	104,104.17
2034	500,875.00		500,875.00	1,001,750.00	104,104.17
2035	487,125.00		487,125.00	974,250.00	104,104.17
2036	473,375.00		473,375.00	946,750.00	104,104.17
2037	459,625.00		459,625.00	919,250.00	104,104.17
2038	445,875.00		445,875.00	891,750.00	104,104.17
2039	432,125.00		432,125.00	864,250.00	104,104.17
2040	418,375.00		418,375.00	836,750.00	104,104.17
2041	404,625.00		404,625.00	809,250.00	104,104.17
2042	390,875.00		390,875.00	781,750.00	104,104.17
2043	377,125.00		377,125.00	754,250.00	104,104.17
2044	363,375.00		363,375.00	726,750.00	104,104.17
2045	349,625.00		349,625.00	699,250.00	104,104.17
2046	335,875.00		335,875.00	671,750.00	104,104.17
2047	322,125.00		322,125.00	644,250.00	104,104.17
2048	308,375.00		308,375.00	616,750.00	104,104.17
2049	294,625.00		294,625.00	589,250.00	104,104.17
2050	280,875.00		280,875.00	561,750.00	104,104.17
TOTAL	12,393,875.00	24,985,000.00	12,432,047.00	49,810,922.00	

Debt History: 2-Feb-20
 Date of Receipt \$24,985,000.00
 Amount of Issue \$24,985,000.00

Paying Agent: U.S. Bank
 ABA routing # 091000022
 St. Paul, MN 55466-2639

Refunded: Brazoria County Toll Road Authority Limited Contract Tax and Subordinate Lien Toll Road Revenue Bonds, Series 2017B BANS



CATHY CAMPBELL, CCT, CIO
BRAZORIA COUNTY TREASURER

Brazoria County Treasurer's Office Proceedings for March 2020

Activity	Count	Amount
Cash receipts issued:	101	\$ 294,840.53
Treasurer Deposits processed:	59	\$ 20,406.13
Healthcare Invoices processed:	10	\$ 1,125,112.18
Retiree premium payments processed:	337	\$ 44,666.25
<65 Retiree Prepaid 401h reimbursements processed:	93	\$ 27,435.00
>65 Retiree Prepaid 401h reimbursements processed:	251	\$ 47,825.00
Wire transfers executed:	68	\$ 18,600,208.05
Toll Road Wires executed:	7	\$ 246,343.94
EFT files processed:	19	\$ 11,258,239.00
Accounts Payable checks printed and distributed:	10335	\$ 5,759,430.41
Jury checks printed and distributed:	1114	\$ 14,740.00
BCCSCD checks printed and distributed:	116	\$ 26,851.95
Payroll checks printed and distributed:	275	\$ 231,944.63
Payroll advices printed and distributed (est.):	700	\$ -
Stop payments issued:	10	\$ 17,543.00
Positive Pay files processed:	26	
Brazo general ledger journal entries posted:	123	
Toll Road general ledger journal entries posted:	20	
Reports to State	2	
Bank Reconciliations	17	
EFT Set ups and/or changes	2	
DA Discovery payments taken-credit cards	74	
DA Discovery payments taken-checks/cash	145	

Submitted for compliance with Local Government Code Sec. 114.026 subsection (a)(3)
I certify to the best of my knowledge the above information is true and correct.



Cathy Campbell, CCT, CIO
Brazoria County Treasurer



**Brazoria County General Ledger Fund Balance Activity
March 1, 2020 - March 31, 2020**

General Ledger Fund balances are of the last day of the month and may not include all journal entries and adjustments for that month.
Bank accounts have been reconciled or, are in the process of being reconciled to general ledger since this report was generated.
Submitted for compliance with Local Government Code Sec. 114.026 subsection (c)

Fund	Cash				Investments			
	Opening GL Balance	GL Debit	GL Credit	GL Ending Balance	Opening GL Balance	GL Debit	GL Credit	GL Ending Balance
10000 - General Fund	\$13,050,104.02	\$53,132,072.77	-\$51,148,850.11	\$15,033,326.68	\$133,941,904.27	\$2,770,025.74	-\$14,000,000.00	\$122,711,930.01
10100 - General Fund - Construction	-\$15,862.70	\$15,862.70	-\$17,630.60	-\$17,630.60				
10200 - Juv Prob Fees	\$103,369.49	\$5,307.57	-\$2,784.07	\$105,892.99				
10300 - Unclaimed Juvenile Restitution	\$10,883.63	\$286.83	\$0.00	\$11,170.46				
10400 - Env Health-Retail Food Permits	-\$56,661.70	\$29,208.97	-\$39,236.59	-\$66,689.32				
10500 - District Clerk Contingency	\$427,167.21	\$3,241.19	-\$1,346.98	\$429,061.42	\$267,315.26	\$227.80	\$0.00	\$267,543.06
10600 - Fire Training Field	\$26,776.61	\$10.10	-\$825.31	\$25,961.40				
10700 - Parks Special Events	\$15,897.10	\$125.45	-\$788.64	\$15,233.91				
10710 - Parks SFA Special Projects	\$2,814.79	\$45.00	-\$2.42	\$2,857.37				
10850 - CPS-Donations	\$23,011.24	\$483.76	-\$960.85	\$22,534.15				
10900 - CPS-Bikes & Bears	\$116.50	\$0.00	\$0.00	\$116.55				
20000 - Road and Bridge Non-Construct	\$2,792,002.23	\$2,957,181.19	-\$4,490,450.23	\$1,258,733.19	\$33,666,795.66	\$36,274.96	\$0.00	\$33,703,070.62
20500 - Road and Bridge Construction	\$7,115.81	\$1,141,067.65	-\$1,080,414.03	\$67,769.43				
30000 - USDA-WIC								
30100 - TDSHS Women Infants & Children	-\$208,932.83	\$277,390.69	-\$266,073.75	-\$197,615.89				
30200 - USDA-WIC Peer Counseling								
30300 - USDA-WIC Registered Diet								
30400 - USDA-WIC Lactation Reimb.								
30500 - HHS-PPCPS-CRI								
30502 - HHS-PPCPS-CRI	-\$7,839.90	\$5,746.53	-\$11,064.73	-\$13,158.10				
30600 - HHS-RLSS-LPHS	-\$5,427.66	\$3,816.38	-\$6,367.04	-\$7,978.32				
30700 - HHS-PPCPS-HAZARDS								
30701 - HHS-CPS/HCID-PHEP								
30702 - HHS-CPS/UNIQUE								
30705 - HHS-PPCPS-HAZARDS	-\$21,134.11	\$17,295.88	-\$32,326.56	-\$36,164.79				
30706 - 2017 Hur Public Hlth Crisis R	-\$74,503.10	\$414.32	-\$53,275.40	-\$127,364.18				
30707 - COVID-19 Health Grant								
30710 - HHS-INFECTIOUS_DIS_CTRL_UNIT	-\$11,875.58	\$4,638.54	-\$9,407.23	-\$16,644.27				
30800 - HHS-CPS-Title IV-E-FCM	-\$66,683.28	\$7,907.26	-\$15,096.93	-\$73,872.94				
30850 - HHS-CPS-Title IV-E Legal Svcs	-\$145,545.74	\$44,941.72	-\$75,601.21	-\$176,205.23				
30900 - HHS-TJPC-Title IV-E FosterCare								
31100 - DHS-Repetitive Flood Claims								
31300 - DHS-Buffer Zone Protection	\$20,552.00	\$0.00	-\$5,796.96	\$14,755.04				
31500 - DHS-St Homeland Sec-UASI	-\$989.34	\$430.58	-\$37,351.74	-\$37,910.50				
31600 - DHS-St Homeland Security								
32005 - HUD-FY05-Section 8 Housing-ADM	\$34,625.84	\$13.47	\$0.00	\$34,639.31				
32006 - HUD-FY06-Section 8 Housing-ADM	\$109,950.30	\$42.78	\$0.00	\$109,993.08				
32007 - HUD-FY07-Section 8 Housing-ADM	\$19,878.45	\$7.73	\$0.00	\$19,886.18				
32008 - HUD-FY08-Section 8 Housing-ADM	\$39,309.36	\$15.29	\$0.00	\$39,324.65				
32009 - HUD-FY09-Section 8 Housing-ADM	\$86,211.29	\$33.54	\$0.00	\$86,244.83				
32010 - HUD-FY10-Section 8 Housing-ADM	\$124,915.54	\$48.60	\$0.00	\$124,964.14				
32011 - HUD-FY11-Section 8 Housing-ADM	\$93,620.08	\$36.43	\$0.00	\$93,656.51				
32012 - HUD-FY12-Section 8 Housing-ADM	\$37,143.71	\$14.45	\$0.00	\$37,158.16				
32013 - Section8-Adm	\$501,381.75	\$195.17	\$0.00	\$501,576.92				
32019 - HUD-2019-Section 8 Housing-ADM	-\$49,139.75	\$225.00	-\$50.18	-\$48,964.93				
32020 - HUD-2020-Section 8 Housing-ADM	\$37,237.37	\$144,771.04	-\$157,957.19	\$24,051.22				
32113 - Section 8-HAP	\$197.00	\$0.00	\$0.00	\$197.00				
32119 - HUD-2019-Section 8 Housing-HAP	\$19,588.18	\$225.00	\$0.00	\$19,813.18				
32120 - HUD-2020-Section 8 Housing-HAP	\$63,545.19	\$639,607.45	-\$619,707.00	\$83,445.64				
32211 - HUD-CDBG-2011								
32212 - HUD-CDBG-PY2012								
32213 - CDBG	-\$79,982.48	\$27,427.82	-\$62,420.56	-\$114,975.22				
32214 - HOME	\$62,539.76	\$9,688.33	-\$23,227.61	\$49,000.48				
32215 - ESG	-\$20,116.84	\$230.45	-\$4,735.73	-\$24,622.12				
32600 - HUD-Texas CDBG								
32610 - HUD-2016 Flood GLO	-\$18,737.25	\$3,167.23	-\$103,687.97	-\$119,257.99				
32620 - HUD-Harvey GLO	-\$7,229.31	\$755.82	-\$1,008.99	-\$7,482.48				
33200 - USDOJ-Crime Vict Assist-VOCA	-\$14,471.78	\$16,960.60	-\$28,295.12	-\$25,806.30				
33250 - USDOJ-CSCD-Victim Svcs Prg								
33251 - USDOJ-CSCD-VSP	-\$2,747.73	\$0.00	-\$915.91	-\$3,663.64				
33300 - USDOJ-Drug Court Program	\$29,044.18	\$5,667.31	-\$19,879.52	\$14,831.97				
33310 - USDOJ-DWI Court Program	\$13,862.70	\$6,504.35	-\$14,366.52	\$6,000.52				
33320 - USDOJ-Veterans Court Program	-\$7,344.29	\$1,942.32	-\$6,610.11	-\$12,012.08				
33330 - USDOJ-Domestic Violence Court	-\$24,287.80	\$9,348.88	-\$27,212.63	-\$42,151.55				
33500 - USDOJ-DEA-Narcotics OT Exp	-\$1,500.39	\$0.00	\$0.00	-\$1,500.39				
33510 - USDOJ-Organized Crime Drug Enf								
33900 - USDOJ-SCAAP	\$113,229.71	\$44.06	\$0.00	\$113,273.77				
34105 - TPW-HRCP-COL BOTTOMLAND PROJ	-\$7,045.12	\$293.49	-\$99,717.77	-\$106,469.40				
34200 - DOI-Parks Boating Access								
34250 - DOI-Swan Lake Boat Ramp								
34400 - USDOT-CR 257 Repairs								
34600 - FEMA- Flood Disaster 2015								

Fund	Cash				Investments			
	Opening GL Balance	GL Debit	GL Credit	GL Ending Balance	Opening GL Balance	GL Debit	GL Credit	GL Ending Balance
34610 - FEMA - Flood Disaster 2016	\$24,165.63	\$0.00	\$0.00	\$24,165.63				
34615 - FEMA-Harvey 2017	\$438,138.05	\$0.00	-\$242,237.97	\$195,900.08				
34616 - FEMA-Hazard Mitigation Grant P	-\$138,212.50	\$0.00	\$0.00	-\$138,212.50				
34619 - Fema - Flood Disaster 2019	-\$78,384.84	\$78,384.84	\$0.00	\$0.00				
34620 - FEMA-COVID19 Coronavirus	\$0.00	\$85,878.16	-\$86,505.45	-\$627.29				
34700 - IMLS-Library Mobile Proj Rnd 2								
34820 - USDC-SLP Dune Walkover								
34850 - USTREAS-Restore Act Projects	-\$385,493.66	\$0.00	-\$4,098.71	-\$389,592.37				
34860 - DOI-Parks - CIAP Grant								
34880 - TXDOT-SH288 Truck Weigh Statn	-\$174,248.99	\$0.00	\$0.00	-\$174,248.99				
34881 - TXDOT-CR58 PH II (CSJ304)	\$0.00	\$0.00	-\$67,393.73	-\$67,393.73				
34882 - TXDOT-CR59 (CSJ 305)	-\$157,662.01	\$0.00	-\$54,626.20	-\$212,288.21				
34883 - TXDOT-CR101 Wdening (CSJ303)	-\$3,871,559.99	\$0.00	-\$1,022,915.02	-\$4,894,475.01				
34890 - USDA NRCS Oyster Creek Ditch10								
34912 - USDOT-1212ANGLE-Wildlife								
34913 - TXDOT 1312ANGLE-APRON								
34915 - TXDOT-15HGANGLE-HANGAR								
35000 - TJJ-State Aid	\$18,526.92	\$102,215.39	-\$233,833.99	-\$113,091.68				
35650 - TJPC-JJAE-Boot Camp-8/31	-\$267,813.67	\$63,983.59	-\$141,209.72	-\$345,039.80				
35800 - TJPC-JJAE-Boot Camp-7/31								
35900 - TJJ-Mental Health Services								
35950 - TJJ-RDA-RegDiversionAlt-"R"	\$25,379.20	\$0.00	\$0.00	\$25,379.20				
36400 - TCEQ-Local Initiatives Prg								
36410 - Texas Veterans Treatment Crt	-\$42,939.62	\$1,297.34	-\$24,745.01	-\$66,387.29				
36601 - GLO-HRCP-COL BOTTOMLANDS EDUC	-\$1,948.74	\$0.00	-\$55,893.43	-\$57,842.17				
36605 - GLO-Beach User Fees	-\$99,427.36	\$33,962.62	-\$57,859.39	-\$123,324.13				
36801 - TXDOT-CR 48 PROJECT								
37000 - OAG-VAG Grant	-\$6,107.82	\$8,246.09	-\$13,840.77	-\$11,702.50				
37100 - OAG-TEXAS VINE CONTR	-\$7,542.56	\$7,542.56	-\$7,542.56	-\$7,542.56				
37200 - DFPS-CPS-Title IV-B-Concr Svc								
37300 - TDHCA-Amy Young Barrier Remova								
37400 - TDH-Immunization	-\$69,352.49	\$101,452.13	-\$78,478.12	-\$46,378.48				
37800 - OAG-Regional Juv Mental Hlth S	\$4,400.00	\$0.00	\$0.00	\$4,400.00				
37913 - TXDOT-M312ANGLE-FY13RAMP								
37914 - TXDOT-M212ANGLE-FY14RAMP								
37916 - TXDOT-M1612ANGL-FY16RAMP								
37917 - TXDOT-FY17RAMP								
37918 - TXDOT-FY18RAMP	-\$3,850.00	\$0.00	\$0.00	-\$3,850.00				
37919 - TXDOT-FY19RAMP								
37920 - TXDOT-FY20RAMP	-\$24,110.00	\$0.00	\$0.00	-\$24,110.00				
37950 - TXDOT-Airport Layout-19MPANGLE								
38000 - Fire Code Inspection & Permit	\$336,244.88	\$67,510.66	-\$139,437.38	\$264,318.16				
38010 - Economic Development Tax Abate	\$438,112.25	\$3,671.82	\$0.00	\$441,784.07				
38020 - BC Industrial Development Corp	\$2,513.83	\$0.00	\$0.00	\$2,513.83				
38100 - Vital Statistics Fee	\$48,424.84	\$1,832.64	-\$721.00	\$49,536.48				
38110 - Records Mgmt-Co.Clk-Recording	\$1,428,135.30	\$106,858.70	-\$185,713.98	\$1,349,280.02	\$957,832.63	\$816.24	\$0.00	\$958,648.87
38120 - Records Archive-Co Ck	\$1,358,755.65	\$111,301.62	-\$58,158.49	\$1,411,898.78				
38130 - Records Mgmt-Co.Clk-Criminal	\$6,815.27	\$4,003.71	-\$1,717.59	\$9,101.39				
38200 - Civ,Crim,Prob Records Mgmt	\$241,116.13	\$829.44	-\$440.77	\$241,504.80	\$316,040.71	\$269.34	\$0.00	\$316,310.05
38210 - County Graffiti Eradication	\$2,735.29	\$1.06	\$0.00	\$2,736.35				
38220 - Cnty,District Court Technology	\$99,986.14	\$1,109.80	-\$408.64	\$100,687.30				
38230 - Record Preservation-CityClk	\$59,070.00	\$11,527.99	-\$14,134.75	\$56,463.24				
38240 - Cnty, District Specialty Court	\$3,138.94	\$2,380.44	-\$969.18	\$4,550.20				
38300 - Child Abuse Prevention Fund	\$18,990.77	\$83.56	-\$15.99	\$19,058.34				
38310 - Family Protection Fund	-\$2,588.15	\$3,646.78	-\$1,680.00	-\$621.37				
38320 - Records Management-Dist. Clk.	\$75,488.41	\$7,872.43	-\$5,843.44	\$77,517.40				
38330 - Records Archive-District Clerk	\$92,704.63	\$8,127.29	-\$4,497.55	\$96,334.37				
38340 - Record Preservation-DistClk	\$7,611.31	\$7,327.75	-\$3,267.43	\$11,671.63				
38350 - Records Technology - DC	\$3,644.76	\$3,322.24	-\$1,524.69	\$5,442.31				
38400 - Justice Crt Building Security	\$169,591.72	\$46,379.97	-\$64,279.08	\$151,692.61				
38410 - Justice Court Technology Fund	\$452,627.92	\$12,594.92	-\$9,811.28	\$455,411.56				
38500 - Courthouse Security	\$324,362.19	\$21,076.39	-\$8,836.27	\$336,602.31				
38600 - LEOSE	\$123,374.23	\$409.78	-\$1,937.39	\$121,846.62				
38710 - D A Hot Check Collection	\$8,691.85	\$950.20	-\$936.26	\$8,705.79				
38720 - D A Supplemental	\$6,182.19	\$2,551.81	-\$4,379.25	\$4,354.75				
38730 - D A Forfeiture, CCP Chapter 59	\$40,008.06	\$949.23	-\$10,812.52	\$30,144.78				
38810 - Voter Registration	-\$15,890.57	\$0.00	-\$291.87	-\$16,182.44				
38820 - Special Inv,Dealer Escrow-Tax	\$54,524.51	\$2,650.15	-\$638.48	\$56,536.18	\$31,223.55	\$26.60	\$0.00	\$31,250.15
38830 - Scofflaw Fees, TTC Sect 502.01	\$1,548.98	\$10.61	\$0.00	\$1,559.59				
38910 - Election Services Contract	\$202,841.81	\$40,573.27	-\$55,023.67	\$188,391.41				
38920 - Elections - HAVA Equip. Rental	\$313,434.70	\$29,255.79	\$0.00	\$342,690.49				
39040 - Constable Pct 4 Forfeiture	\$628.32	\$0.00	\$0.00	\$628.32				
39100 - Sheriff Contraband Forfeiture	\$477,917.84	\$185.51	-\$1,129.21	\$476,974.14				
39110 - Braz Cnty Narcotics Task Force	\$486,535.68	\$6,186.42	-\$11,840.00	\$480,882.10				
39120 - Sheriff Commissary Fund	\$325,535.42	\$131,241.63	-\$118,823.77	\$337,953.28				
39130 - Sheriff-Federal Forfeiture	\$154,064.45	\$59.67	-\$712.64	\$153,411.48				
39200 - Juvenile Case Manager Fund	\$9,108.74	\$327.53	-\$158.39	\$9,277.88				
39210 - Bond & Occupational LSF	\$2,454.37	\$6,704.25	-\$12,263.33	-\$3,104.71				
39300 - Reliant Energy CARE Program	\$4,554.68	\$775.26	-\$714.60	\$4,615.34				
39310 - UnitedWay-Emergency Assistance	\$1,763.28	\$0.28	-\$1,036.82	\$726.74				
39315 - Rebuild Texas Fund								
39390 - SETH-SE TX Housing Fln. Corp.	\$0.32	\$0.00	\$0.00	\$0.32				
39400 - Book Sale								
39410 - Library-Special Projects	\$232,359.21	\$798.84	-\$5,331.66	\$227,826.39				
39500 - SEP-Wastewater-EnvHlth-TCEQ	-\$15,926.78	\$0.00	\$0.00	-\$15,926.78				

Fund	Cash				Investments			
	Opening GL Balance	GL Debit	GL Credit	GL Ending Balance	Opening GL Balance	GL Debit	GL Credit	GL Ending Balance
39600 - SEP-Parks-TCEQ	\$11,844.00	\$0.00	\$0.00	\$11,844.00				
39610 - Parks Improvements								
39615 - TPW Foundation-Grt TX Birding	\$5,000.00	\$0.00	-\$3,834.40	\$1,165.60				
39620 - Shoreline Rest. Task Force	\$40,343.58	\$15.70	\$0.00	\$40,359.28				
39630 - 2006 GoM Energy Security Act	\$1,409,342.68	\$547.75	\$0.00	\$1,409,890.43				
39700 - Lateral Road Fund								
39710 - Road & Bridge, Ch 152, Tx Code								
39720 - Special Projects								
39764 - Riverside Est Spcl Assmt	-\$169,184.97	\$1,265.86	\$0.00	-\$167,919.11				
39765 - Briar Meadows AmyLn Ross Rd SA	-\$206,041.29	\$4,690.10	\$0.00	-\$201,351.19				
39766 - Twin Lakes Assmt	-\$88,093.00	\$0.00	-\$5,367.94	-\$93,460.94				
39767 - Greenhouse Rd Spec Assessment	-\$9,873.10	\$0.00	\$0.00	-\$9,873.10				
39800 - Law Library	\$64,011.89	\$43,067.60	-\$47,027.96	\$60,051.53	\$217,277.58	\$185.13	\$0.00	\$217,462.71
39900 - Mosquito Control District	\$1,692,155.30	\$175,996.45	-\$235,746.33	\$1,632,405.42	\$385,543.20	\$328.55	\$0.00	\$385,871.75
40000 - 2012 Gen Oblig Rfd (2003 CO)								
41000 - 2016 Limited Tax Rfd (2006 CO)	\$582,026.35	\$15,078.73	-\$450.00	\$596,655.08	\$486,747.10	\$414.78	\$0.00	\$487,161.88
42000 - 2012 Cert of Oblig-I,S	\$341,357.23	\$39,059.40	\$0.00	\$380,416.63				
42100 - 2018 Cert of Oblig-I,S	\$206,263.20	\$6,575.91	\$0.00	\$212,839.11				
43000 - Tax Notes, Series 2013 I&S	-\$296,909.45	\$46,328.55	-\$97.54	-\$250,678.44				
44000 - Toll Road-SH288-I&S	\$35,420,415.35	\$142,115.18	-\$30,809,840.04	\$4,752,690.49				
45000 - Road Bonds-Mobility-I,S	\$2,241,200.83	\$54,440.78	-\$450.00	\$2,295,191.61	\$874,950.46	\$745.65	\$0.00	\$875,696.11
45100 - Mobility-BuildAmerica-I,S	-\$103,071.75	\$0.00	-\$22,322.84	-\$125,394.59				
46000 - Sheriff, Det Complex-I,S								
51000 - 2006 Certificate of Obligation								
52000 - 2012 Cert of Oblig,C,M	\$182,199.17	\$70.89	\$0.00	\$182,270.06				
52100 - 2018 Cert of Oblig,C,M	\$543,926.41	\$42.53	-\$434,613.39	\$109,355.55	\$5,094,238.90	\$4,341.19	\$0.00	\$5,098,580.09
53000 - Tax Notes, Series 2013 C&M								
54000 - Toll Road-SH288-C & M	\$2,422,619.18	\$18,013.89	-\$863,504.94	\$1,577,128.13	\$27,940,288.58	\$69,573.99	\$0.00	\$28,009,862.57
55000 - Mobility Plan	\$612,882.02	\$238.46	\$0.00	\$613,120.48				
57000 - Hwy 6 ROW Acquisition-C,M								
57200 - Ring of Honor	\$53,211.08	\$400.85	\$0.00	\$53,611.93				
60500 - Airport Operating	-\$1,541,364.32	\$725,790.77	-\$427,564.02	-\$1,243,137.57				
61000 - BCTRA O&M SH288	\$61,378.31	\$7.06	-\$28.50	\$61,356.87				
61100 - Braz Cnty Toll Rd-Preliminary	-\$74,812.39	\$32,708.85	-\$9,518.00	-\$51,621.54				
64000 - BCTRA FM518 PEDC-SH288	\$2,232,042.35	\$6.03	-\$24,138.88	\$2,207,909.50				
64100 - BCTRA Contributions-SH288								
64200 - BCTRA FM518 TXDOT-SH288	-\$1,270,306.45	\$766,008.15	-\$881,521.31	-\$1,385,819.61				
71000 - Health Care Benefits	\$3,827,507.31	\$1,597,479.21	-\$1,180,065.43	\$4,244,921.09				
72000 - Employee Health Clinic	\$18,860.39	\$38,215.06	-\$63,070.58	-\$5,995.13				
73000 - Insurance Reserve	\$497,021.34	\$192.05	-\$3,410.86	\$493,802.53	\$896,338.00	\$763.86	\$0.00	\$897,101.86
81000 - B Cnty Groundwatr Conserv Dist	\$1,568,909.73	\$129,172.06	-\$76,358.14	\$1,621,723.65				
81010 - BC Industrial Development Corp								
81100 - Braz Cnty Toll Road Authority								
81200 - BrazCntyFreshwaterSupplyDist2								
81500 - CSCD-Sub Abuse-Outpatient-DP	-\$47,333.84	\$39,436.78	-\$65,799.57	-\$73,696.63				
81600 - CSCD-TAIP Treatment Alter.	-\$7,836.00	\$0.00	-\$2,595.00	-\$10,431.00				
81700 - CSCD-Mental Health Caseloads	-\$3,233.58	\$15,023.81	-\$25,064.58	-\$13,274.35				
81800 - CSCD-Supervision Program	\$1,331,432.85	\$720,196.36	-\$859,534.97	\$1,192,094.24				
81850 - CSCD-Evidence Based Assessment								
81900 - CSCD-Comm Corr-Op Hab Caseload	\$116,130.78	\$20,840.05	-\$34,790.43	\$102,180.40				
82000 - CSCD-Comm Corr-Life								
82100 - CSCD-Comm Corr-Sex Offender	\$24,050.26	\$9,586.37	-\$16,684.68	\$16,951.95				
82200 - CSCD-Comm Corr-Substance Abuse	-\$3.50	\$7.00	-\$10.50	-\$7.00				
82300 - CSCD-Operation Habilitation DP	\$5,404.66	\$7,149.29	-\$24,102.62	-\$11,548.67				
82400 - CSCD-New Caseload Reduction-DP								
82500 - CSCD-DP30 Sub Abuse Trt Pgrm	-\$8,265.55	\$15,236.52	-\$46,650.03	-\$39,679.06				
88000 - Trust & Agency								
88200 - Brazos Mall								
88300 - SH288 @ CR 56 Overpass								
89000 - Historical Commission	\$1,461.74	\$0.57	\$0.00	\$1,462.31	\$14,391.00	\$12.25	\$0.00	\$14,403.25

**BRAZORIA COUNTY
PORTFOLIO REPORT
March 2020**

Current Date: 3/31/2020

Fund	Description	Type	CUSIP	Coupon	Settle Date	Maturity Date	Next Call Date	Par Value	Purch Price	Purch Cost	Book Value	Mkt Price	Mkt Value	Days to Mat	YTM	Interest Earned
10000	FHLMC	Agency	3134GUXZ8	1.750	12/16/19	06/16/22	06/16/20	2,000,000.00	100.000	2,000,000.00	2,000,000.00	1.0006	2,001,200.00	807	1.750	
10000	FHLMC	Agency	3134GUG46	1.800	12/30/19	09/30/22	06/30/20	2,000,000.00	100.000	2,000,000.00	2,000,000.00	1.0040	2,008,000.00	913	1.800	
10000	FHLMC	Agency	3134GUS68	1.750	01/07/20	02/14/23	07/13/20	2,000,000.00	100.000	2,000,000.00	2,000,000.00	1.0044	2,008,800.00	1050	1.750	
10000	FHLB	Agency	3130AHV75	1.700	01/13/20	02/07/23	01/13/21	2,000,000.00	100.000	2,000,000.00	2,000,000.00	1.0042	2,008,400.00	1043	1.700	
10000	FFCB	Agency	3133ELLX0	1.630	02/05/20	08/05/22	05/05/20	2,000,000.00	100.000	2,000,000.00	2,000,000.00	1.0014	2,002,800.00	857	1.630	
10000	FHLMC	Agency	3134GVAK4	1.700	02/07/20	02/07/23	08/07/20	2,000,000.00	100.000	2,000,000.00	2,000,000.00	1.0045	2,009,000.00	1043	1.700	
10000	FHLB	Agency	3130AJ5Q8	1.750	02/14/20	02/14/23	05/14/20	2,000,000.00	100.000	2,000,000.00	2,000,000.00	1.0010	2,002,000.00	1050	1.750	
10000	FHLB	Agency	3130AJ3U1	1.650	02/28/20	02/28/23	08/28/20	2,000,000.00	100.000	2,000,000.00	2,000,000.00	1.0036	2,007,200.00	1064	1.650	
997	TexPool	LGIP		1.003				76,821,161.01	100.000	76,821,161.01	76,821,161.01	100.00	76,821,161.01	1	1.003	73,381.57
998	Texas Class	LGIP		1.470				73,145,469.40	100.000	73,145,469.40	73,145,469.40	100.00	73,145,469.40	1	1.470	90,814.81
999	Depository	Cash		0.700				46,278,666.17	100.000	46,278,666.17	46,278,666.17	100.00	46,278,666.17	1	0.700	22,600.38
								212,245,296.58		212,245,296.58	212,245,296.58		212,292,696.58	75	1.152	186,796.76

Matured or Called Investments:

This report is presented in accordance with the Texas Government Code Title 10 Section 2256.023 and complies with the Investment Strategy of Brazoria County's Investment Policy and I certify that to the best of my knowledge the above is true and correct.

Cathy Campbell

Cathy Campbell, CCT, CIO
Brazoria County Treasurer

BRAZORIA COUNTY
Investment Data Summary
March 2020

Type Breakdown:	Book Value	Percent	Wtd Avg Mat	Wtd Avg Yield
LGIP	149,966,630.41	70.66%	1	1.231
Agency	16,000,000.00	7.54%	979	1.716
Cash	46,278,666.17	21.80%	1	0.700
	212,245,296.58	100.00%	75	1.152

Issuer Breakdown:	Book Value	Percent	Wtd Avg Mat	Wtd Avg Yield
FNMA	-			
FHLB	6,000,000.00	2.83%	1053	1.700
FHLMC	8,000,000.00	3.77%	954	1.750
-	-			
FFCB	2,000,000.00	0.94%	858	1.630
-	-			
TexPool	76,821,161.01	36.19%	1	1.003
Texas Class	73,145,469.40	34.46%	1	1.470
Depository	46,278,666.17	21.80%	1	0.700
	212,245,296.58	100.00%	75	1.152

Fund Breakdown:	Book Value	Percent	Wtd Avg Mat	Wtd Avg Yield
10000	16,000,000.00	7.54%	979	1.716
20500	-			
997	76,821,161.01	36.19%	1	1.003
998	73,145,469.40	34.46%	1	1.470
999	46,278,666.17	21.80%	1	0.700
	212,245,296.58	100.00%	75	1.152

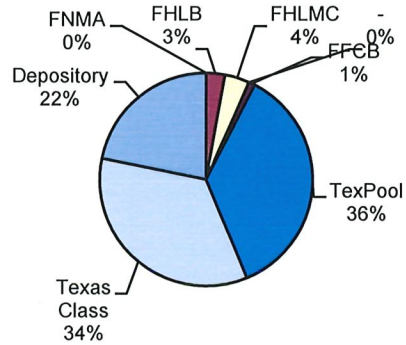
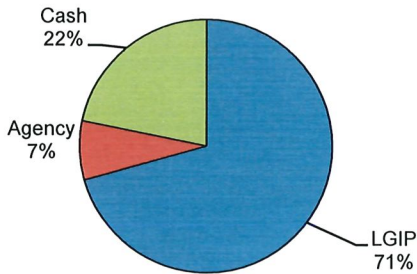
Maturity Breakdown:	Book Value	Percent
Less Than 90 Days	196,245,296.58	92.46%
90 to 180 Days	-	0.00%
181 to 365 Days	-	0.00%
More Than 365 Days	16,000,000.00	7.54%
	212,245,296.58	100.00%

BRAZORIA COUNTY
Investment Summary Report
For the Period Ending 03/31/2020

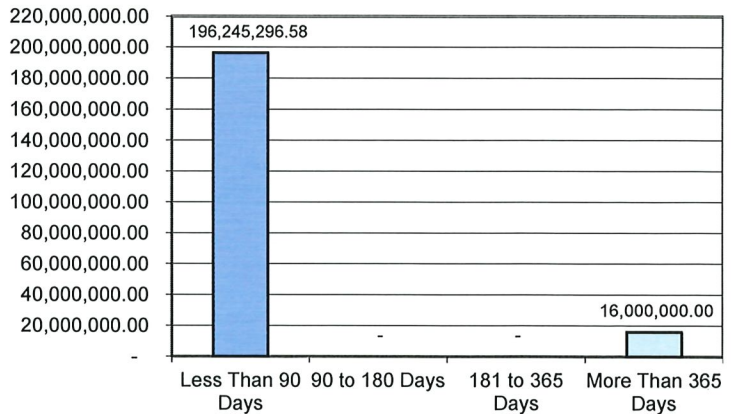
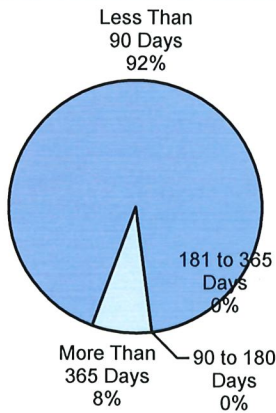
Total Portfolio Summary			
	Current Month 03/31/20	Prior Month 2/29/2020	Change From Prior
Book Value	212,245,296.58	222,312,255.97	(10,066,959.39)
Market Value	212,292,696.58	222,324,245.97	(10,031,549.39)
Market Value%	100.02%	100.01%	0.02%
Weighted Average Maturity - Days	75 days	74 days	1
Weighted Average Yield	1.152%	1.48%	-0.33%

Portfolio Composition by Fund			
Fund Name	3/31/2020 Book Value	Wtd Avg Yield	Wtd Avg Maturity
10000	16,000,000.00	1.716%	979
20500	-		0
997	76,821,161.01	1.003%	1
998	73,145,469.40	1.470%	1
999	46,278,666.17	0.700%	1
TOTALS:	212,245,296.58	1.152%	75 days

Portfolio Composition by Security Type	Portfolio Composition by Issuer
--	---------------------------------



Maturity Distribution



Monthly Interest Earned for Fiscal Year 2020

	Oct	Nov	Dec	1st Qtr	Jan	Feb	Mar	2nd Qtr	April	May	June	3rd Qtr	July	August	Sept	4th Qtr	Ann Earned
BANK	22,065.22	28,848.28	29,904.62	80,818.12	37,473.02	30,295.43	22,600.38	90,368.83				0.00				0.00	171,186.95
TEXPOOL	77,773.82	58,130.55	78,982.93	214,887.30	100,104.99	107,133.93	73,381.57	280,619.89				0.00				0.00	495,507.19
Texas Class	95,902.15	84,011.15	84,382.97	264,296.27	88,820.29	95,345.97	90,814.81	274,981.07				0.00				0.00	599,277.34
Agencies	47,700.00	10,000.00	25,000.00	82,700.00	55,450.00	2,166.66	0.00	57,616.66				0.00				0.00	140,316.66
Total Per Mo.	243,441.19	180,989.98	218,270.52	642,701.69	281,847.70	234,941.99	186,796.76	703,586.45	0.00	0.00	0.00	0.00	0.00	0.00	0.00	0.00	1,346,288.14

I certify that to the best of my knowledge the above is true and correct.



Cathy Campbell, COT, CIO
Brazoria County Treasurer



Monthly Newsletter: April 2020

ANNOUNCEMENTS

We welcome the following entities who joined TexPool in March 2020:

TexPool

- Poa-Veao Educational Services Inc dba The Poa-Veao Academy
- Town of D'Albi
- Brazoria County MUD 53
- Housing Authority of Travis County
- Strategic Housing Finance Corporation

TexPool Prime

- Town of D'Albi
- Housing Authority of Travis County
- Strategic Housing Finance Corporation
- City of Morgan Point Resort

Upcoming Events

Mar 30, 2020 – IMPORTANT MESSAGE
Due to efforts to reduce the spread of COVID-19, events scheduled for April and May have been cancelled

- Jun 15, 2020 – Jun 17, 2020
Moody Gardens Hotel, Galveston
TASBO Summer Solutions Conference
- Jun 16, 2020 – Jun 19, 2020
Waco Convention Center, Waco
TACBO Annual Meeting and Conference
- Jun 29, 2020 – Jul 01, 2020
Hyatt Regency Lost Pines Resort & Spa, La Porte
TASBO Summer Conference

TexPool Advisory Board Members

- David Garcia
- Jerry Dale
- Patrick Kritzhook
- David Landeros
- Beñaid Weaver
- Sharon Matthews
- Deborah Landermilk
- Vivian Wood
- Overseen by the State of Texas Comptroller of Public Accounts Glenn Hegar.
- Operated under the supervision of the Texas Treasury Safeguarding Trust Company

Phone: +866-TDXPOOL (839-7665) • Fax: +866-839-9301 • TexPool.com
© 2020 Federated Hermes, Inc.
GSS884-24 (4/20)

Economic and Market Commentary: Liquidity market meets the challenge

April 1, 2020

In what is a month all would like to forget, we believe investors will look back on March and recognize the robustness of the liquidity market during the coronavirus crisis. In times of financial strain, the Federal Reserve should be a partner. It has been just that, from the rate cut of 50 basis points on March 3 to the initiation of new programs to boost cash flow across markets and main streets. Chair Powell has pulled out many tools from the policy toolbox, and that support has been effective even through times of tremendous concern and stress. Liquidity is abundant and transactions generally are occurring smoothly.

After historic inflows and unprecedented buying of Treasuries that pushed some of the shortest bills into negative yields—not negative rates, which we still do not anticipate—the Treasury yield curve appears to be returning to an upward slope. We think demand for U.S. government debt will subside as the Fed reduces its purchases and because the fiscal stimulus package approved by Congress will require the government to raise a great deal of cash in a short period of time. The logical place to do so is through issuing Treasury bills. Also, if the markets stabilize as uncertainty around the coronavirus abates,

(continued page 6)

	TexPool	TexPool Prime
Current Invested Balance	\$27,925,661,060.83	\$6,965,809,653.70
Weighted Average Maturity**	32	45
Weighted Average Life**	106	70
Net Asset Value	1.00066	0.99988
Total Number of Participants	2607	418
Management Fee on Invested Balance	0.0450%	0.0550%
Interest Distributed	\$23,865,629.88	\$8,621,085.11
Management Fee Collected	\$979,429.18	\$321,239.29
Standard & Poor's Current Rating	AAA-m	AAA-m
Month Averages		
Average Invested Balance	\$28,060,342,268.69	\$7,582,449,076.71
Average Monthly Rate*	1.00%	1.34%
Average Weighted Average Maturity**	31	46
Average Weighted Average Life**	108	73

*This average monthly rate for TexPool Prime for each date may reflect a waiver of some portion or all of each of the management fees.
**See page 2 for definitions.
†Our performance is no guarantee of future results.



Managed and
Served by

PSRST STD
U.S. POSTAGE
PAID
AUSTIN, TX
PERMIT NO. 1264



Participant Services
1001 Texas Ave. Suite 1150
Houston, TX 77002

MS. CATHY CAMPBELL
BRAZORIA COUNTY
111 E LOCUST ST STE 305
ANGLETON TX 77515-4677



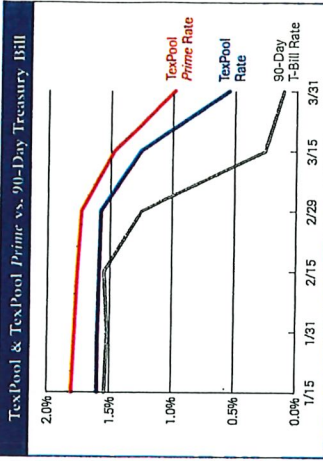
T6 P1

the extreme demand for Treasuries may subside. All of these should help to push yields on short-term Treasuries back into positive territory.

The Fed's Money Market Mutual Fund Liquidity Facility (MMLF) has worked well to date. This is not to say the system is back to normal. Bid/ask spreads, while narrowing daily, remain high at times. As the velocity and amount of paper being placed in the market becomes more predictable, this spread should continue to shrink. We expect operations to improve further when the Fed's Commercial Paper Funding Facility (CPFF) begins in mid to late April and as its Primary Dealer Credit Facility (PDCF) continues.

As a whole, the industry and the Fed have emerged on the other side of March in good shape. All Federated Hermes pools are fully operational and have liquidity in excess of regulatory requirements. We expect the Fed to keep the fed funds target rate range at 0-0.25% for the near future, but do not foresee a sustained zero-rate environment.

Treasuries ended the month with 1-month at 0.04%, 3-month at 0.13%, 6-month at 0.16% and 12-month at 0.18%; the London interbank offered rate (LIBOR) ended the month with 1-month at 0.999%, 3-month at 1.45%, 6-month at 1.18% and 12-month at 1.00%. The weighted average maturity (WAM) at month-end was 32 days for TexPool and 45 days for TexPool Prime.



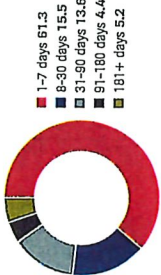
90-Day Treasury Bill is a short-term debt instrument backed by the national government. These are used to call immediate cash to meet outstanding obligations.

Any prime investor can invest in a Treasury bill. The 90-Day Treasury Bill is a weighted average rate of the weekly auctions of 90-Day Treasury Bills.

Our performance is no guarantee of future results.

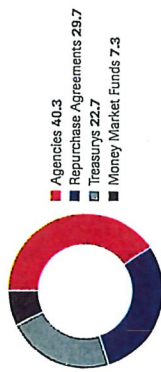
Portfolio by Maturity (%)

As of March 31, 2020



Portfolio by Type of Investment (%)

As of March 31, 2020



Portfolio Asset Summary as of March 31, 2020

	Book Value	Market Value
Uninvested Balance	\$1,013,877.24	\$1,013,877.24
Receivable for Investments Sold	0.00	0.00
Accrual of Interest Income	24,942,254.18	24,942,254.18
Interest and Management Fees Payable	-23,887,034.49	-23,887,034.49
Payable for Investments Purchased	-1,124,887,066.57	-1,124,887,066.57
Accrued Expenses & Taxes	-1,044,557.30	-1,044,557.30
Repurchase Agreements	6,639,305,000.00	6,639,305,000.00
Mutual Fund Investments	2,108,074,000.00	2,108,074,000.00
Government Securities	11,678,755,781.17	11,662,743,680.29
U.S. Treasury Inflation Protected Securities	1,340,910,875.58	1,340,910,875.58
U.S. Treasury Bills	3,455,265,509.14	3,458,672,408.85
US Treasury Notes	1,827,831,204.13	1,838,062,222.15
Total	\$27,925,661,060.83	\$27,943,905,460.52

Market value of collateral supporting the Repurchase Agreements is at least 102% of the Book Value. The portfolio is managed by Federal Investment Counseling and the assets are held in a separate custodial account at State Street Bank in the name of TexPool. The only source of payment to the Participants is the assets of TexPool. There is no secondary source of payment for the pool such as insurance or State guarantee. Should you require a copy of the portfolio, please contact TexPool Participant Services.

Participant Summary

	Number of Participants	Balance
School District	598	\$9,458,758,153.19
Higher Education	59	\$1,327,789,641.45
Healthcare	86	\$1,291,832,681.90
Utility District	630	\$3,419,488,985.07
City	476	\$6,848,611,465.29
County	188	\$2,954,530,155.52
Other	370	\$2,613,901,874.38

**Definition of Weighted Average Maturity and Weighted Average Life

WAM is the mean average of the periods of time remaining until the securities held in TexPool (a) are scheduled to be repaid, (b) would be repaid upon a demand by TexPool, or (c) are scheduled to have their interest rate re-adjusted to reflect current market rates. Securities with adjustable rates payable upon demand are treated as maturing on the earlier of the two dates set forth in (b) and (c) if their scheduled maturity is 397 days or less; and the later of the two dates set forth in (b) and (c) if their scheduled maturity is more than 397 days. The mean is weighted based on the percentage of the amortized cost of the portfolio invested in each period.

WAL is calculated in the same manner as WAM, but is based solely on the periods of time remaining until the securities held in TexPool (a) are scheduled to be repaid or (b) would be repaid upon a demand by TexPool, without reference to when interest rates of securities within TexPool are scheduled to be re-adjusted.

Daily Summary

Date	Money Mkt. Fund Equiv. (SEC Stk)	Dividend Factor	TexPool Invested Balance	NAV	WAM (Days)	WAL (Days)
3/1	1.5821%	0.000043944	\$28,102,718,569.71	1.00024	30	99
3/2	1.5813%	0.000043323	\$28,098,561,641.14	1.00030	28	98
3/3	1.5228%	0.000041720	\$28,239,356,602.65	1.00035	28	100
3/4	1.4797%	0.000040541	\$28,212,025,937.65	1.00047	28	103
3/5	1.3834%	0.000038176	\$28,200,311,079.92	1.00051	28	104
3/6	1.3689%	0.000037505	\$27,996,116,689.36	1.00057	29	106
3/7	1.3689%	0.000037505	\$27,996,116,689.36	1.00057	29	106
3/8	1.3558%	0.000037145	\$27,868,801,271.08	1.00068	28	106
3/9	1.2922%	0.000035130	\$28,235,671,571.26	1.00064	29	106
3/10	1.2859%	0.000035005	\$28,020,202,278.76	1.00063	29	107
3/11	1.2606%	0.000034537	\$28,196,171,081.31	1.00068	31	108
3/12	1.2606%	0.000034537	\$28,196,171,081.31	1.00068	32	110
3/13	1.2606%	0.000034537	\$28,196,171,081.31	1.00068	32	110
3/14	0.9714%	0.000026813	\$28,314,141,277.82	1.00066	30	108
3/15	0.8755%	0.000023990	\$28,333,316,391.74	1.00062	31	109
3/16	0.7608%	0.00001981	\$28,373,446,200.72	1.00061	33	110
3/17	0.6709%	0.000018380	\$28,290,171,940.12	1.00073	34	111
3/18	0.6400%	0.000017533	\$28,044,353,605.85	1.00072	36	112
3/19	0.6400%	0.000017533	\$28,044,353,605.85	1.00072	36	112
3/20	0.6201%	0.000016988	\$27,962,321,814.89	1.00069	33	110
3/21	0.6051%	0.000016577	\$27,815,979,767.22	1.00067	34	110
3/22	0.5966%	0.000016346	\$27,807,826,359.12	1.00070	33	110
3/23	0.5978%	0.000016377	\$27,877,612,887.78	1.00070	32	109
3/24	0.5643%	0.000015459	\$27,837,846,346.85	1.00071	33	110
3/25	0.5643%	0.000015459	\$27,837,846,346.85	1.00071	33	110
3/26	0.5605%	0.000015356	\$27,797,672,336.36	1.00069	31	108
3/27	0.5514%	0.000015107	\$27,925,661,060.83	1.00066	32	106
3/28	1.0034%	0.000027489	\$28,060,344,288.69	1.00061	31	108
Average:						

TEXPOOL Prime

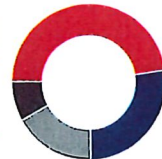
Portfolio by Maturity (%)

As of March 31, 2020



Portfolio by Type of Investment (%)

As of March 31, 2020



Portfolio Asset Summary as of March 31, 2020

	Book Value	Market Value
Uninvested Balance	\$568,557.50	\$568,557.50
Receivable for Investments Sold	0.00	0.00
Accrual of Interest Income	2,153,281.80	2,153,281.80
Interest and Management Fees Payable	-8,521,088.14	-8,521,088.14
Payable for Investments Purchased	0.00	0.00
Accrued Expenses & Taxes	-343,204.31	-343,204.31
Repurchase Agreements	1,197,057,000.00	1,197,057,000.00
Commercial Paper	3,324,769,870.41	3,324,769,870.41
Bank Instruments	0.00	0.00
Mutual Fund Investments	562,125,405.49	562,052,003.75
Government Securities	0.00	0.00
Variable Rate Notes	1,885,152,480.00	1,885,152,480.00
Total	\$6,965,809,653.70	\$6,965,809,653.70

Market value of collateral supporting the Repurchase Agreements is at least 102% of the Book Value. The portfolio is managed by Federated Investment Consulting and the assets are safe kept in a separate custodial account at State Street Bank in the name of TexPool Prime. The assets of TexPool Prime are the only source of payments to the Participants. There is no secondary source of payment for the pool such as insurance or State guarantee. Should you require a copy of the portfolio, please contact TexPool Participant Service.

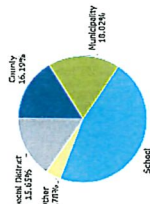
Participant Summary

	Number of Participants	Balance
School District	127	\$2,875,066,073.19
Higher Education	19	\$660,245,885.84
Healthcare	16	\$284,096,105.82
Utility District	47	\$259,794,826.46
City	82	\$1,695,695,368.74
County	41	\$597,213,060.03
Other	86	\$643,476,132.02

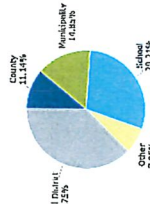
TEXPOOL Prime

Daily Summary

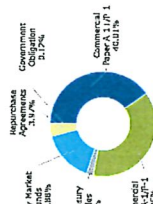
Date	Money Mkt. Fund Equiv. (SEC-Stat)	Dividend Factor	TexPool Prime Invested Balance	NAV	IWAM Days	IWAL Days
3/1	1.7436%	0.00004789	\$7,986,732,929.88	1.00027	43	71
3/2	1.7350%	0.000047533	\$8,041,173,796.46	1.00047	42	68
3/3	1.7455%	0.000047623	\$7,994,016,408.13	1.00058	43	72
3/4	1.6784%	0.000043440	\$8,018,322,747.69	1.00076	44	71
3/5	1.5531%	0.000042552	\$8,002,265,564.66	1.00075	43	71
3/6	1.5322%	0.000041978	\$7,983,059,027.81	1.00073	46	75
3/7	1.5322%	0.000041978	\$7,983,059,027.81	1.00073	46	75
3/8	1.5322%	0.000041978	\$7,983,059,027.81	1.00073	46	75
3/9	1.5303%	0.000041935	\$7,882,770,175.51	1.00081	46	75
3/10	1.5149%	0.000041504	\$7,900,751,369.35	1.00079	45	74
3/11	1.4934%	0.000040915	\$7,852,562,264.21	1.00056	48	75
3/12	1.4984%	0.000041053	\$7,871,896,475.50	1.00036	48	74
3/13	1.4821%	0.000040605	\$7,710,650,553.70	1.00024	49	76
3/14	1.4821%	0.000040605	\$7,710,650,553.70	1.00024	49	76
3/15	1.4821%	0.000040605	\$7,710,650,553.70	1.00024	49	76
3/16	1.3015%	0.000035660	\$7,712,604,784.04	1.00027	47	73
3/17	1.2892%	0.000035294	\$7,756,969,401.61	1.00000	46	72
3/18	1.1517%	0.000031553	\$7,649,036,607.52	0.99953	46	72
3/19	1.1337%	0.000031061	\$7,558,799,746.16	0.99955	47	72
3/20	1.1530%	0.000031589	\$7,375,532,705.00	0.99963	48	74
3/21	1.1530%	0.000031589	\$7,375,532,705.00	0.99963	48	74
3/22	1.1530%	0.000031589	\$7,375,532,705.00	0.99963	48	74
3/23	1.1223%	0.000030748	\$7,281,512,716.22	0.99976	46	72
3/24	1.0940%	0.000029973	\$7,158,208,468.82	0.99990	46	73
3/25	1.1016%	0.000030180	\$7,155,432,511.81	0.99990	46	72
3/26	1.0861%	0.000029755	\$7,106,528,887.80	0.99943	46	72
3/27	1.0608%	0.000029053	\$6,995,075,458.15	0.99940	47	73
3/28	1.0608%	0.000029053	\$6,995,075,458.15	0.99940	47	73
3/29	1.0608%	0.000029053	\$6,995,075,458.15	0.99940	47	73
3/30	1.0138%	0.000027776	\$6,968,847,635.21	0.99957	46	71
3/31	0.9860%	0.000027014	\$6,965,609,653.70	0.99968	45	70
Average:	1.3354%	0.000036585	\$7,582,449,076.71	1.00009	46	73



Participant Breakdown by Balance




Participant Breakdown by Entity Type




Texas CLASS Portfolio Breakdown



Texas CLASS Government Portfolio Breakdown



Performance vs. Benchmark (Average Monthly Yields)



Weighted Average Maturity (In Days)

Texas CLASS Prior Month Comparison

Month End	Average Yield**	Month Ending Assets	Share Balance	Market Value	Amortized Cost	NAV (Based)***	WAM (Based)***	WAM (Ethal)***
Jan-20	1.66%	\$12,306,677,894	\$12,305,044,003	\$12,300,024,204	\$12,378,387,313	1.00	56	80
Feb-20	1.77%	\$14,489,210,074	\$14,488,924,447	\$14,333,111,498	\$13,330,325,871	1.00	58	84
Mar-20	1.47%	\$13,197,004,724	\$13,197,841,495	\$13,260,076,299	\$13,260,913,049	1.00	43	64

Average monthly yield *As of the end of the last day of the month

Texas CLASS Government Prior Month Comparison

Month End	Average Yield**	Month Ending Assets	Share Balance	Market Value	Amortized Cost	NAV (Based)***	WAM (Based)***	WAM (Ethal)***
Jan-20	1.61%	\$956,566,736	856,526,894	\$876,417,193	\$876,377,353	1.00	56	85
Feb-20	1.61%	\$923,437,745	923,267,262	\$923,168,466	\$922,977,982	1.00	47	82
Mar-20	1.00%	\$1,064,577,895	1,060,468,430	\$1,076,325,482	\$1,076,325,482	1.00	48	87

Average monthly yield *As of the end of the last day of the month

Fund Highlights as of March 31, 2020 (Unaudited)

For the month of March 2020, the Program Administrator accrued fees of \$1,072,970.40 and had average shares outstanding of 13,408,859.40322 for Texas CLASS. For Texas CLASS Government, the Program Administrator accrued fees of \$37,022.98 and had average shares outstanding of 979,833,286.25. The fees for both Texas CLASS and Texas CLASS Government are accrued on a daily basis by multiplying the investment property value by the applicable fee rate, and divided by 360 or 366 days in the event of a leap year. The investment property value shall be based on the current day's shares outstanding. For weekend days and holidays, the shares outstanding for the previous business day will be utilized for the calculation of fees. The applicable fee rate is located in Exhibit F of the Eighth Amended and Restated Trust Agreement. The Program Administrator reserves the right to abate fees listed in the Eighth Amended and Restated Trust Agreement. The monthly fee is the sum of all daily fee accruals for the month of March. The fees are paid monthly upon notification to the custodian bank. As of March 31, 2020 the fee for Texas CLASS was 9 basis points and the fee for Texas CLASS Government was 4 basis points.

- Both funds are rated 'AAA' by Standard and Poor's Global Ratings.
- Net Asset Value for both funds from March 1 to March 31, 2020 is equal to \$1.00.
- The final maturity dates of all securities were less than one year.
- The custodian bank for Texas CLASS is Wells Fargo Bank.
- Total number of Participants is 808.
- There are currently no investments that have a stated maturity greater than one year.
- The portfolio manager for Texas CLASS is Nancy Palomba, CFA.
- All sources of payment are the underlying assets of the local government investment pool at market value.
- The Eighth Amended and Restated Trust Agreement was adopted by the Board of Trustees on April 8, 2019. You can access your copy of the Eighth Amended and Restated Trust Agreement by visiting our website at www.texasclass.com.

BOARD OF TRUSTEES

Mr. Steve Williams, Chairman
Asst. City Administrator/CFO City of Conroe

Ms. Amy Perez
Director of Financial Management, Harris County

Ms. Monika Arris
Director of Budget & Finance, Collin County

Mr. Mike Hagar
Asst. Supt. of Business & Finance, Alamo Heights ISD

Ms. Cindy Yeatts Brown
Treasurer, Denton County

Ms. Heather Hurlbert
Director of Finance, City of San Marcos

Mr. Rodney Rhoades
Deputy Director - Admin. Services, North Texas Municipal Water Dist

Texas Class Prime Rates March 2020									
Date	Daily Rate (%)	YTD Yield (%)	7-Day Yield (%)	WAM Days to Reset	WAM Days to Final	Daily Dividend	Net Asset Value (NAV)		
3/31/2020	1.198	1.697	1.236	43	64	0.00003273143	0.9999366		
3/30/2020	1.210	1.703	1.254	43	64	0.0000305733	0.9999487		
3/29/2020	1.231	1.708	1.273	45	66	0.0000363709	1.0003134		
3/28/2020	1.231	1.714	1.291	45	66	0.0000363709	1.0003134		
3/27/2020	1.231	1.719	1.310	45	66	0.0000363709	1.0003134		
3/26/2020	1.262	1.725	1.328	46	67	0.0000347144	1.0002249		
3/25/2020	1.292	1.730	1.346	47	68	0.00003529466	0.9999413		
3/24/2020	1.322	1.736	1.362	48	69	0.00003612611	0.9998979		
3/23/2020	1.340	1.740	1.379	48	69	0.00003661718	1.0000508		
3/22/2020	1.361	1.745	1.397	50	72	0.00003718719	1.0001028		
3/21/2020	1.361	1.750	1.422	50	72	0.00003718719	1.0001028		
3/20/2020	1.361	1.755	1.447	50	72	0.00003718719	1.0001028		
3/19/2020	1.382	1.760	1.472	50	72	0.0000375426	1.0001659		
3/18/2020	1.407	1.765	1.497	51	73	0.00003845603	1.0003159		
3/17/2020	1.444	1.769	1.520	52	74	0.00003944516	1.0004065		
3/16/2020	1.463	1.774	1.538	52	74	0.000039596299	1.0005757		
3/15/2020	1.537	1.778	1.557	54	76	0.00004199006	1.0006166		
3/14/2020	1.537	1.781	1.572	54	76	0.00004199006	1.0006166		
3/13/2020	1.537	1.785	1.586	54	76	0.00004199006	1.0006166		
3/12/2020	1.555	1.788	1.601	54	77	0.00004248907	1.0009060		
3/11/2020	1.565	1.791	1.617	55	78	0.00004276230	1.0010644		
3/10/2020	1.572	1.794	1.636	56	79	0.00004295005	1.0011452		
3/9/2020	1.596	1.798	1.657	56	80	0.00004359701	1.0011594		
3/8/2020	1.639	1.801	1.676	58	83	0.00004478051	1.0009830		
3/7/2020	1.639	1.803	1.691	58	83	0.00004478051	1.0009830		
3/6/2020	1.639	1.806	1.706	58	83	0.00004478051	1.0009830		
3/5/2020	1.671	1.808	1.722	57	83	0.00004565293	1.0010072		
3/4/2020	1.693	1.810	1.732	57	83	0.00004625866	1.0009585		
3/3/2020	1.721	1.812	1.740	56	82	0.00004701882	1.0005844		
3/2/2020	1.731	1.814	1.745	56	83	0.00004729419	1.0005861		
3/1/2020	1.745	1.815	1.748	58	84	0.00004768033	1.0001917		

Texas Class Government Rates March 2020									
Date	Daily Rate (%)	YTD Yield (%)	7-Day Yield (%)	WAM Days to Reset	WAM Days to Final	Daily Dividend	Net Asset Value (NAV)		
3/31/2020	0.58390000	1.41420000	0.60670000	48	87	0.00001595255	1.00102734		
3/30/2020	0.57790000	1.42340000	0.61410000	47	87	0.00001578862	1.00087071		
3/29/2020	0.61510000	1.43290000	0.62510000	49	83	0.00001680601	1.00083136		
3/28/2020	0.61510000	1.44220000	0.63510000	49	83	0.00001680601	1.00083136		
3/27/2020	0.61510000	1.45170000	0.64510000	50	83	0.00001680601	1.00083136		
3/26/2020	0.61510000	1.46150000	0.65510000	49	84	0.00001680601	1.00089820		
3/25/2020	0.63510000	1.47140000	0.67940000	50	84	0.00001707924	1.00090222		
3/24/2020	0.65510000	1.48150000	0.71650000	50	84	0.00001735246	1.00092877		
3/23/2020	0.65510000	1.49170000	0.76650000	49	83	0.00001789891	1.00094871		
3/22/2020	0.68510000	1.50190000	0.82370000	49	83	0.00001871858	1.00093684		
3/21/2020	0.68510000	1.51200000	0.91220000	49	83	0.00001871858	1.00093684		
3/20/2020	0.68510000	1.52230000	1.00080000	49	83	0.00001871858	1.00093684		
3/19/2020	0.78510000	1.53290000	1.08940000	48	74	0.00002145082	1.00099840		
3/18/2020	0.88510000	1.54250000	1.16220000	47	76	0.00002418306	1.00098316		
3/17/2020	0.98510000	1.55100000	1.22080000	52	84	0.00002691530	1.00115749		
3/16/2020	1.05510000	1.55850000	1.26880000	50	82	0.00002882786	1.00110711		
3/15/2020	1.30510000	1.56520000	1.31460000	53	85	0.00003565847	1.00116982		
3/14/2020	1.30510000	1.56870000	1.32270000	53	85	0.00003565847	1.00116982		
3/13/2020	1.30510000	1.57230000	1.33090000	53	85	0.00003565847	1.00116982		
3/12/2020	1.29510000	1.57600000	1.33910000	48	80	0.00003538525	1.00115602		
3/11/2020	1.29510000	1.58000000	1.33550000	48	80	0.00003538525	1.00113082		
3/10/2020	1.32130000	1.58410000	1.38070000	49	81	0.00003610052	1.00119710		
3/9/2020	1.37510000	1.58790000	1.41980000	49	82	0.00003757104	1.00105937		
3/8/2020	1.36230000	1.59100000	1.45120000	51	84	0.00003722226	1.00091637		
3/7/2020	1.36230000	1.59400000	1.48590000	51	84	0.00003722226	1.00091637		
3/6/2020	1.36230000	1.59790000	1.52060000	51	84	0.00003722226	1.00091637		
3/5/2020	1.39640000	1.60160000	1.55590000	51	85	0.00003722226	1.00091637		
3/4/2020	1.48510000	1.60480000	1.58510000	50	82	0.00004051589	1.00057571		
3/3/2020	1.59510000	1.60670000	1.60220000	45	79	0.00004358197	1.00051657		
3/2/2020	1.59510000	1.60690000	1.60220000	46	80	0.00004358196	1.00040481		
3/1/2020	1.60510000	1.60700000	1.60510000	47	82	0.00004385519	1.00020632		