



**CERTIFIED COPY
BRAZORIA COUNTY COMMISSIONERS' COURT**

ORDER NO. 6.L.1

**RE: TREASURER'S MONTHLY REPORT AND
INVESTMENT REPORT FOR APRIL 2020**

Approve the Treasurer's Monthly Report and Monthly Investment Report for April 2020. This order and affidavit must be filed with the County Clerk. It is further requested a certified copy of this order be returned to the County Treasurer. This report will be published on the County website.

RESULT:	PASSED [UNANIMOUS]
MOVER:	Stacy L. Adams, Commissioner
SECONDER:	Ryan Cade, Commissioner
AYES:	Judge Sebesta, Commissioner Payne, Commissioner Cade, Commissioner Adams, Commissioner Linder

STATE OF TEXAS §

COUNTY OF BRAZORIA §

I, **Joyce Hudman, Clerk County Court and Ex-Officio Clerk of the Commissioners' Court of Brazoria County, Texas**, do hereby certify that the foregoing is a true and correct copy of that certain:

ORDER NO. 6.L.1

**RE: TREASURER'S MONTHLY REPORT AND
INVESTMENT REPORT FOR APRIL 2020**

as passed by the Commissioners' Court on the 23rd day of JUNE, A.D., 2020, Special Meeting Term of Commissioners' Court and as the same appear(s) in the Commissioners' Court Records of Brazoria County, Texas.

**GIVEN UNDER MY HAND AND SEAL OF OFFICE, this the 24th DAY OF
JUNE, A. D., 2020.**

JOYCE HUDMAN, Clerk County Court
and Ex-Officio Member of the Commissioners'
Court of Brazoria County, Texas

By: 
T. Reynolds, Deputy



CATHY CAMPBELL, CCT, CIO
BRAZORIA COUNTY TREASURER

111 E. Locust, Room 305 Angleton, Texas 77515-4654
979-864-1353 FAX 979-864-1680

Attached is the Monthly Treasurer's Report submitted by Cathy Campbell, Brazoria County Treasurer for the month of **APRIL 2020**. This report is submitted in compliance with the Local Government Code Chapter 114, Chapter 2256 and Chapter 2257. This report contains:

Commissioners' Court Affidavit: 114.026 (d)
Monies received and disbursed: 114.026 (a) (1)
Pledged Securities Management Report: 2257.021
Debts due to* and owed by the county: 114.026 (a) (2)
All other proceedings in the Treasurer's office: 114.026 (a) (3)
Brazoria County general ledger fund activity: 114.026 (c)

Brazoria County Investment Portfolio for **APRIL 2020**: 2256.023

Note: debts due to the County are reported to the Court by the collecting offices: 114.044.

"I CERTIFY THAT TO THE BEST OF MY KNOWLEDGE THE ATTACHED REPORTS ARE TRUE AND CORRECT."

A handwritten signature in blue ink that reads "Cathy Campbell".

Cathy Campbell, CCT, CIO
Brazoria County Treasurer


MINUTES OF COUNTY FINANCES
TREASURER'S MONTHLY REPORT
AFFIDAVIT
COMMISSIONERS' COURT June 23, 2020

BEFORE ME, the undersigned authority, a Notary Public in and for Brazoria County, Texas, on this day personally appeared the Members of Brazoria County Commissioners' Court and who after being duly sworn upon their oaths do hereby state as follows:


The requirements of Subsection (c) of the Texas Local Government Code §114.026 have been met and that we have reviewed and examined the Monthly Report of: **CATHY CAMPBELL**, Treasurer of Brazoria County, Texas for **APRIL 2020**.

Further, having taken reasonable steps to ensure its accuracy as presented, approve the report and enter this order into the minutes which state total cash and other assets in the custody of the County Treasurer at the time of the examination to be \$196,138,539.96.


The Treasurer's report and this affidavit will be published on the Brazoria County website.




L. M. "Matt" Sebesta, Jr.
County Judge




Donald W. "Dude" Payne
Commissioner Precinct 1



Ryan Cade
Commissioner Precinct 2

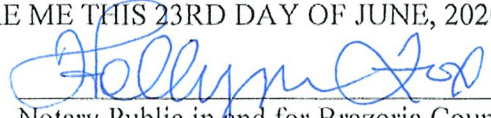


Stacy L. Adams
Commissioner Precinct 3




David R. Linder
Commissioner Precinct 4

SUBSCRIBED AND SWORN TO BEFORE ME THIS 23RD DAY OF JUNE, 2020.



Notary Public in and for Brazoria County, Texas
My Commission Expires: 10/22/2020



BRAZORIA COUNTY Bank Account Activity and Interest Report for APRIL 2020

Account	Ending Bank Balance 03/31/2020	Deposits and Other Credits Received	Checks and Other Debits Disbursed	Ending Bank Balance 04/30/2020	MONTHLY Interest Earned	Interest Rate
FIRST NATIONAL BANK OF LAKE JACKSON						
Tax Assessor/Collector GOVPAY Acct	914,958.20	451,484.05	(981,134.19)	385,308.06	386.38	0.70
Tax Assessor/Collector Veh Inventory Prop Tax	705,661.64	185,316.30	(300,848.08)	590,129.86	299.86	0.70
Payroll	5,266,823.28	9,048,508.17	(12,251,330.22)	2,064,001.23	1,077.57	0.70
Operating	11,947,510.85	24,755,175.19	(18,644,695.00)	18,057,991.04	6,248.56	0.70
Jury Fund	322,936.00	140.00	(7,528.00)	315,548.00	171.38	0.70
Tax Assessor/Collector Boat Sales Tax *	3,102.35	53,965.80	(53,233.96)	3,834.19	7.51	0.70
County Clerk Trust Fund	8,409,861.39	258,444.03	(1,117,472.90)	7,550,832.52	4,621.30	0.70
District Clerk Trust Fund	1,923,591.63	40,522.10	(257,346.06)	1,706,767.67	1,028.91	0.70
Tax Assessor/Collector Motor Vehicle Acct	1,901,712.43	5,678,894.80	(6,513,182.06)	1,067,425.17	603.70	0.70
Tax Assessor/Collector Boat Collections	54,357.65	31,294.09	(57,710.40)	27,941.34	9.36	0.70
Tax Assessor/Collector Sales Tax Account *	713,216.77	4,034,535.40	(4,375,587.20)	372,164.97	696.04	0.70
Sheriff Barber Shop Education Training Program *	76,597.41	129.06	(136.00)	76,590.47	44.06	0.70
Comptroller Direct Deposit	3,074,163.28	1,046,302.80	(3,300,094.20)	820,371.88	1,621.59	0.70
Sheriff's Dept Narcotic Unit-Operations	1,569.54	6,000.00		7,569.54	1.13	0.70
Comm. Super & Corrections Dept. Restitution Acct	123,781.27	32,150.23	(25,498.54)	130,432.96	71.80	0.70
District Atty Check Collection Account	16,128.05	15,982.98	(17,711.69)	14,399.34	13.48	0.70
Tax Assessor/Collector Tax Account	3,323,966.73	6,059,234.03	(5,688,166.18)	3,695,034.58	1,912.28	0.70
Employee Benefit Trust Fund *	5,805,566.52	991,156.66	(1,849,296.39)	4,947,426.79	2,864.35	0.70
Investment Acct	-	0.00	0.00	0.00	0.00	0.70
Credit Card Account	234,196.62	409,583.94	(478,290.87)	165,489.69	94.14	0.70
E-Filing / E-Recording	191,138.85	283,897.90	(345,380.70)	129,656.05	68.12	0.70
Parks Credit Card	23,072.81	44,977.29	(52,614.10)	15,436.00	7.08	0.70
Juvenile Restitution Account	4,759.73	701.81	(3,388.53)	2,073.01	1.67	0.70
TouchPay Credit Card	47,361.12	85,168.00	(87,533.05)	44,996.07	18.43	0.70
First National Bank of Lake Jackson Totals	45,086,034.12	53,513,564.63	(56,408,178.32)	42,191,420.43	21,868.70	
TOTAL Interest Earning Accounts EOM Balance				42,191,420.43	21,868.70	
				1,184,408.97		
				43,375,829.40		

Non-Int bearing Accts at the bank: Sheriff, County and District Clerks Cash Bonds; TCDBG-IKE; Inmate Trusts; TCEQ and Bail Bond Sec

This report is presented in accordance with The Texas Government Code Title 4 Sec. 114.026 (a)(1) and I certify that to the best of my knowledge the above is the true and correct cash balance remaining in the Treasurer's custody.



Cathy Campbell, CCT, CIO
Brazoria County Treasurer



CATHY CAMPBELL, CCT, CIO

BRAZORIA COUNTY TREASURER

111 E. Locust, Room 305 Angleton, Texas 77515-4654
979-864-1353 FAX 979-864-1680

Attached is a copy of the management reports for the securities that were pledged to Brazoria County by First National Bank of Lake Jackson and Wells Fargo Bank for the month of **APRIL 2020**.

"I CERTIFY THAT TO THE BEST OF MY KNOWLEDGE THE ATTACHED REPORTS ARE TRUE AND CORRECT."

A handwritten signature in blue ink that reads "Cathy Campbell".

Cathy Campbell, CCT, CIO
Brazoria County Treasurer

Reportfolio

First National Bank of Lake Jackson, Lake Jackson, T
 Published: 4/30/2020 10:28:20 AM

Safekeeping

Code Cusip Description Prerefund Pool Moody Original Face Pledged Original Face Value Pledged Par Value Pledged Book Value Pledged Market Value

Location FAS 115

Total Pledged 129 To: BRC BRAZORIA COUNTY \$321,184,512.00 \$77,536,986.18 \$77,950,253.61 \$81,202,304.00

\$0.00 Munis with Maturity Under 2 Years \$2,029,326.05 Other securities with Stated Maturity Under 2 Years
 \$0.00 Munis with Maturity Over 2 Years \$75,507,660.13 Other securities with Stated Maturity Over 2 Years

Management Report
 Pledged To: BRAZORIA COUNTY

Date: 30-Apr-20
 Page: 18
 Section V-C

** If no data is shown, then there are no pledges for the current period.



Public Funds Collateral Management Team
 333 Market St 4th Floor
 San Francisco, CA 94105-2100
 Phone: 1-877-479-6603
 publicfundscollateral@wellsfargo.com

PUBLIC FUNDS

STATEMENT PERIOD

04/01/2020 - 04/30/2020

XNPBFMDTCA 1 000528



BRAZORIA COUNTY
 CATHY CAMPBELL
 111 E. LOCUST, SUITE 305
 ANGLETON, TX 77515

DAILY COLLATERAL REPORT

Date	Deposit Total	FDIC Insurance	Total Deposits Requiring Collateral	Collateral Value	Required Collateral Level	Collateral Value vs. Required Collateral
04/01/2020	6.38	6.38	0.00	0.00	0.00	0.00
04/02/2020	6.38	6.38	0.00	0.00	0.00	0.00
04/03/2020	6.38	6.38	0.00	0.00	0.00	0.00
04/04/2020	6.38	6.38	0.00	0.00	0.00	0.00
04/05/2020	6.38	6.38	0.00	0.00	0.00	0.00
04/06/2020	6.38	6.38	0.00	0.00	0.00	0.00
04/07/2020	6.38	6.38	0.00	0.00	0.00	0.00
04/08/2020	6.38	6.38	0.00	0.00	0.00	0.00
04/09/2020	6.38	6.38	0.00	0.00	0.00	0.00
04/10/2020	6.38	6.38	0.00	0.00	0.00	0.00
04/11/2020	6.38	6.38	0.00	0.00	0.00	0.00
04/12/2020	6.38	6.38	0.00	0.00	0.00	0.00
04/13/2020	0.00	0.00	0.00	0.00	0.00	0.00
04/14/2020	0.00	0.00	0.00	0.00	0.00	0.00
04/15/2020	0.00	0.00	0.00	0.00	0.00	0.00
04/16/2020	120.67	120.67	0.00	0.00	0.00	0.00
04/17/2020	120.67	120.67	0.00	0.00	0.00	0.00
04/18/2020	120.67	120.67	0.00	0.00	0.00	0.00
04/19/2020	120.67	120.67	0.00	0.00	0.00	0.00
04/20/2020	120.67	120.67	0.00	0.00	0.00	0.00
04/21/2020	120.67	120.67	0.00	0.00	0.00	0.00
04/22/2020	120.67	120.67	0.00	0.00	0.00	0.00
04/23/2020	120.67	120.67	0.00	0.00	0.00	0.00
04/24/2020	120.67	120.67	0.00	0.00	0.00	0.00
04/25/2020	120.67	120.67	0.00	0.00	0.00	0.00
04/26/2020	120.67	120.67	0.00	0.00	0.00	0.00
04/27/2020	120.67	120.67	0.00	0.00	0.00	0.00
04/28/2020	120.67	120.67	0.00	0.00	0.00	0.00
04/29/2020	120.67	120.67	0.00	0.00	0.00	0.00
04/30/2020	120.68	120.68	0.00	0.00	0.00	0.00




Brazoria County Bond Payments - April 2020

	<u>INTEREST</u>	<u>PRINCIPAL</u>	<u>BAB SUBSIDY</u>	<u>TOTAL</u>
Series 2012 - Certificates of Obligation	0.00	0.00	0.00	0.00
Series 2012 - Unlimited Tax Road Bonds	0.00	0.00		0.00
Series 2016 - Unlimited Tax Refunding Bonds	0.00	0.00		0.00
Series 2016 - Limited Tax Refunding Bonds	0.00	0.00		0.00
Series 2018 -Certificates of Obligation	0.00	0.00		0.00
Series 2018 - Unlimited Tax Refunding Bonds	0.00	0.00		0.00
Series 2020 -Unlimited Tax Refunding (2010B BAB) Bonds	0.00	0.00		0.00
TOTAL PAYMENTS	0.00	0.00	0.00	0.00

The following pages show the remaining bond payments to be made by Brazoria County.

This report is presented in accordance with The Texas Government Code Title 4 Sec. 114.026 (a)(2)


Cathy Campbell, CCT, CIO
Brazoria County Treasurer

BRAZORIA COUNTY, TEXAS
Series 2012 - Certificates of Obligation
Remaining Payment Schedule

FISCAL YEAR	INTEREST 1-Mar	PRINCIPAL 1-Mar	INTEREST 1-Sep	TOTAL PAYMENT
2020			477,575.00	477,575.00
2021	477,575.00	1,350,000.00	443,825.00	2,271,400.00
2022	443,825.00	1,420,000.00	408,325.00	2,272,150.00
2023	408,325.00	1,495,000.00	370,950.00	2,274,275.00
2024	370,950.00	1,570,000.00	331,700.00	2,272,650.00
2025	331,700.00	1,650,000.00	290,450.00	2,272,150.00
2026	290,450.00	1,735,000.00	247,075.00	2,272,525.00
2027	247,075.00	1,825,000.00	201,450.00	2,273,525.00
2028	201,450.00	1,920,000.00	153,450.00	2,274,900.00
2029	153,450.00	2,000,000.00	118,450.00	2,271,900.00
2030	118,450.00	2,075,000.00	82,137.50	2,275,587.50
2031	82,137.50	2,145,000.00	44,600.00	2,271,737.50
2032	44,600.00	2,230,000.00		2,274,600.00
	3,169,987.50	21,415,000.00	3,169,987.50	27,754,975.00

Debt History:
Date of Receipt 26-Jul-12
Amount of Issue \$25,115,000.00
True Int Cost 3.380%

Paying Agent:
U.S. Bank
ABA routing # 091000022
St. Paul, MN 55486-2639

BRAZORIA COUNTY, TEXAS
Series 2012 - Unlimited Tax Road Bonds
Remaining Payment Schedule

FISCAL YEAR	INTEREST 1-Mar	PRINCIPAL 1-Mar	INTEREST 1-Sep	TOTAL PAYMENT
2020			95,400.00	95,400.00
2021	95,400.00	420,000.00	89,100.00	604,500.00
2022	89,100.00	430,000.00	82,650.00	601,750.00
2023	82,650.00	445,000.00	75,975.00	603,625.00
2024	75,975.00	455,000.00	69,150.00	600,125.00
2025	69,150.00	470,000.00	62,100.00	601,250.00
2026	62,100.00	485,000.00	54,825.00	601,925.00
2027	54,825.00	500,000.00	47,012.50	601,837.50
2028	47,012.50	515,000.00	38,643.75	600,656.25
2029	38,643.75	535,000.00	29,950.00	603,593.75
2030	29,950.00	550,000.00	20,668.75	600,618.75
2031	20,668.75	570,000.00	10,693.75	601,362.50
2032	10,693.75	590,000.00		600,693.75
	676,168.75	5,965,000.00	676,168.75	7,317,337.50

Debt History:
Date of Receipt 26-Jul-12
Amount of Issue \$6,575,000.00
True Int cost 3.120%

Paying Agent:
U.S. Bank
ABA routing # 091000022
St. Paul, MN 55486-2639

BRAZORIA COUNTY, TEXAS
Series 2016 - Limited Tax Refunding Bonds
Remaining Payment Schedule

FISCAL YEAR	INTEREST 1-Mar	PRINCIPAL 1-Mar	INTEREST 1-Sep	TOTAL PAYMENT
2020			113,225.00	113,225.00
2021	113,225.00	625,000.00	103,850.00	842,075.00
2022	103,850.00	905,000.00	85,750.00	1,094,600.00
2023	85,750.00	945,000.00	66,850.00	1,097,600.00
2024	66,850.00	980,000.00	47,250.00	1,094,100.00
2025	47,250.00	1,025,000.00	26,750.00	1,099,000.00
2026	26,750.00	1,070,000.00		1,096,750.00
	443,675.00	5,550,000.00	443,675.00	6,437,350.00

Debt History:
 Date of Receipt 28-Jan-16
 Amount of Issue \$8,125,000.00
 True Int cost 2.207%

Paying Agent:
 U.S. Bank
 ABA routing # 091000022
 St. Paul, MN 55486-2639

Refunding Series 2006 Certificate of Obligation

BRAZORIA COUNTY, TEXAS
Series 2016 - Unlimited Tax Refunding Bonds
Remaining Payment Schedule

FISCAL YEAR	INTEREST 1-Mar	PRINCIPAL 1-Mar	INTEREST 1-Sep	TOTAL PAYMENT
2020			133,100.00	133,100.00
2021	133,100.00	505,000.00	125,525.00	763,625.00
2022	125,525.00	860,000.00	108,325.00	1,093,850.00
2023	108,325.00	900,000.00	90,325.00	1,098,650.00
2024	90,325.00	935,000.00	71,625.00	1,096,950.00
2025	71,625.00	975,000.00	52,125.00	1,098,750.00
2026	52,125.00	1,015,000.00	26,750.00	1,093,875.00
2027	26,750.00	1,070,000.00	0.00	1,096,750.00
	607,775.00	6,260,000.00	607,775.00	7,475,550.00

Debt History:
 Date of Receipt 28-Jan-16
 Amount of Issue \$8,425,000.00
 True Int cost 2.376%

Paying Agent:
 U.S. Bank
 ABA routing # 091000022
 St. Paul, MN 55486-2639

Refunding Series 2006 Unlimited Tax Road Bonds

BRAZORIA COUNTY
Certificates of Obligation
Series 2018
Payment Schedule

FISCAL YEAR	INTEREST 1-Mar	PRINCIPAL 1-Mar	INTEREST 1-Sep	TOTAL PAYMENT
2020			185,575.00	185,575.00
2021	185,575.00	290,000.00	178,325.00	653,900.00
2022	178,325.00	305,000.00	170,700.00	654,025.00
2023	170,700.00	320,000.00	162,700.00	653,400.00
2024	162,700.00	335,000.00	154,325.00	652,025.00
2025	154,325.00	355,000.00	145,450.00	654,775.00
2026	145,450.00	370,000.00	136,200.00	651,650.00
2027	136,200.00	390,000.00	126,450.00	652,650.00
2028	126,450.00	410,000.00	116,200.00	652,650.00
2029	116,200.00	430,000.00	105,450.00	651,650.00
2030	105,450.00	455,000.00	94,075.00	654,525.00
2031	94,075.00	475,000.00	82,200.00	651,275.00
2032	82,200.00	500,000.00	69,700.00	651,900.00
2033	69,700.00	525,000.00	59,200.00	653,900.00
2034	59,200.00	545,000.00	48,300.00	652,500.00
2035	48,300.00	570,000.00	36,900.00	655,200.00
2036	36,900.00	590,000.00	25,100.00	652,000.00
2037	25,100.00	615,000.00	12,800.00	652,900.00
2038	12,800.00	640,000.00	0.00	652,800.00
	<u>1,909,650.00</u>	<u>8,120,000.00</u>	<u>1,909,650.00</u>	<u>11,939,300.00</u>

Debt History:
 Date of Receipt August 23, 2018
 Amount of Issue \$8,120,000.00
 Last Maturity March 01, 2038
 True Interest Cost 3.495221%

Paying Agent:
 U.S. Bank
 ABA routing # 091000022
 St. Paul, MN 55486-2639

BRAZORIA COUNTY
Unlimited Tax Refunding Bonds
Series 2018
Payment Schedule

FISCAL YEAR	INTEREST 1-Mar	PRINCIPAL 1-Mar	INTEREST 1-Sep	TOTAL PAYMENT
2020			92,625.00	92,625.00
2021	92,625.00	390,000.00	82,875.00	565,500.00
2022	82,875.00	405,000.00	72,750.00	560,625.00
2023	72,750.00	425,000.00	62,125.00	559,875.00
2024	62,125.00	445,000.00	51,000.00	558,125.00
2025	51,000.00	475,000.00	39,125.00	565,125.00
2026	39,125.00	495,000.00	26,750.00	560,875.00
2027	26,750.00	520,000.00	13,750.00	560,500.00
2028	13,750.00	550,000.00		563,750.00
	<u>441,000.00</u>	<u>3,705,000.00</u>	<u>441,000.00</u>	<u>4,587,000.00</u>

Refunded Series 2008 Unlimited Tax Road Bonds

Debt History:
 Date of Receipt August 23, 2018
 Amount of Issue \$4,415,000.00
 Last Maturity March 01, 2028
 True Interest Cost 2.647974%

Paying Agent:
 U.S. Bank
 ABA routing # 091000022
 St. Paul, MN 55486-2639

BRAZORIA COUNTY
Unlimited Tax Road Refunding Bonds
Series 2020
Payment Schedule

FISCAL YEAR	INTEREST 1-Mar	PRINCIPAL 1-Mar	INTEREST 1-Sep	TOTAL PAYMENT
2020			297,933.37	297,933.37
2021	246,000.00	785,000.00	226,375.00	1,257,375.00
2022	226,375.00	825,000.00	205,750.00	1,257,125.00
2023	205,750.00	860,000.00	184,250.00	1,250,000.00
2024	184,250.00	910,000.00	161,500.00	1,255,750.00
2025	161,500.00	950,000.00	137,750.00	1,249,250.00
2026	137,750.00	995,000.00	112,875.00	1,245,625.00
2027	112,875.00	1,050,000.00	86,625.00	1,249,500.00
2028	86,625.00	1,100,000.00	59,125.00	1,245,750.00
2029	59,125.00	1,155,000.00	30,250.00	1,244,375.00
2030	30,250.00	1,210,000.00		1,240,250.00
	1,450,500.00	9,840,000.00	1,502,433.37	12,792,933.37

Debt History:
Date of Receipt January 23, 2020
Amount of Issue \$9,840,000.00
Last Maturity March 01, 2030
True Interest Cost 1.720776%

Paying Agent:
U.S. Bank
ABA routing # 091000022
St. Paul, MN 55486-2639

Refunded: 2010B Unlimited Tax Rd Bonds, (Build America Bonds)

BRAZORIA COUNTY TOLL ROAD AUTHORITY
Limited Contract Tax and Subordinate Lien Toll Road Revenue Bonds
 Series 2017A

Payment Schedule

FISCAL YEAR	INTEREST 1-Mar	PRINCIPAL 1-Mar	TOTAL PAYMENT	Estimated Monthly Installment Due to US BANK
2017			294,988.00	*294,988.00
2018	768,750.00		1,537,500.00	128,125.00
2019	768,750.00		1,537,500.00	128,125.00
2020	768,750.00		1,537,500.00	128,125.00
2021	768,750.00		1,537,500.00	128,125.00
2022	768,750.00		1,537,500.00	128,125.00
2023	768,750.00		1,537,500.00	128,125.00
2024	768,750.00		1,537,500.00	128,125.00
2025	1,035,750.00		2,071,500.00	172,625.00
2026	1,263,375.00		2,605,500.00	217,125.00
2027	1,500,000.00		3,139,500.00	261,625.00
2028	1,748,125.00		3,673,500.00	306,125.00
2029	2,005,000.00		4,207,500.00	350,625.00
2030	2,270,625.00		4,741,500.00	395,125.00
2031	2,545,000.00		5,275,500.00	439,625.00
2032	2,827,375.00		5,809,500.00	484,125.00
2033	3,117,750.00		6,343,500.00	528,625.00
2034	3,416,125.00		6,877,500.00	573,125.00
2035	3,722,500.00		7,411,500.00	617,625.00
2036	4,036,875.00		7,945,500.00	662,125.00
2037	4,359,250.00		8,479,500.00	706,625.00
2038	4,689,625.00		9,013,500.00	751,125.00
2039	5,027,000.00		9,547,500.00	795,625.00
2040	5,371,375.00		10,081,500.00	840,125.00
2041	5,721,750.00		10,615,500.00	884,625.00
2042	6,078,125.00		11,149,500.00	929,125.00
2043	6,440,500.00		11,683,500.00	973,625.00
2044	6,808,875.00		12,217,500.00	1,018,125.00
2045	7,183,250.00		12,751,500.00	1,062,625.00
2046	7,563,625.00		13,285,500.00	1,107,125.00
2047	7,949,000.00		13,819,500.00	1,151,625.00
2048	8,339,375.00		14,353,500.00	1,196,125.00
2049	8,734,750.00		14,887,500.00	1,240,625.00
2050	9,135,125.00		15,421,500.00	1,285,125.00
TOTAL	28,874,853.50	53,858,314.00	111,988,283.00	7,181,250.00

Series 2017A Serial Current Interest Bonds (CIBs)
 Series 2017A Current Interest Term Bonds (CIBs)
 Series 2017A Convertible Capital Appreciation Bonds (CABs)

Debt History:
 Date of Receipt 22-Jun-17
 Amount of Issue \$53,858,313.00

Paying Agent:
 U.S. Bank
 ABA routing # 091000022
 SL Paul, MN 55466-2638
 BRAZOR17CIB

Brazoria County Toll Road Authority Limited Contract Tax and Subordinate Lien
 Toll Road Revenue Bonds, Series 2017A CIB

*Int due from closing to Sept 2017 debt payment, then monthly installments to US Bank thereafter begin Sept 2017
 Int calculations include compounded interest from Series 2017A Convertible CABs.

PA/Treas/BRAZORIA COUNTY TOLL ROAD AUTHORITY/CIB/CA Debt Serv Bond schedule and web/cib/CA Debt Serv Bond Payment Schedule.x
 Prepared by Cathy Campbell, CCT, CIO Brazoria County Treasurer

BRAZORIA COUNTY TOLL ROAD AUTHORITY
Limited Contract Tax and Subordinate Lien Toll Road Revenue Refunding Bonds
 Series 2020

Payment Schedule

FISCAL YEAR	INTEREST 1-Mar	PRINCIPAL 1-Mar	TOTAL PAYMENT	Estimated Monthly Installment Due to US BANK
2020			662,797.00	110,466.17
2021	624,625.00		1,249,250.00	104,104.17
2022	624,625.00		1,249,250.00	104,104.17
2023	624,625.00		1,249,250.00	104,104.17
2024	624,625.00		1,249,250.00	104,104.17
2025	624,625.00		1,249,250.00	104,104.17
2026	610,875.00	550,000.00	1,160,875.00	148,791.67
2027	596,375.00	580,000.00	1,176,375.00	148,937.50
2028	581,125.00	610,000.00	1,191,125.00	149,083.33
2029	565,125.00	640,000.00	1,205,125.00	149,229.17
2030	548,250.00	670,000.00	1,218,250.00	149,375.00
2031	530,500.00	700,000.00	1,230,500.00	149,520.83
2032	511,875.00	730,000.00	1,241,875.00	149,666.67
2033	492,250.00	760,000.00	1,252,250.00	149,812.50
2034	471,625.00	790,000.00	1,262,625.00	149,958.33
2035	450,000.00	820,000.00	1,272,000.00	150,104.17
2036	427,250.00	850,000.00	1,277,250.00	150,250.00
2037	403,375.00	880,000.00	1,283,375.00	150,395.83
2038	378,250.00	910,000.00	1,288,250.00	150,541.67
2039	351,750.00	940,000.00	1,293,750.00	150,687.50
2040	324,000.00	970,000.00	1,298,000.00	150,833.33
2041	294,750.00	1,000,000.00	1,302,750.00	150,979.17
2042	264,000.00	1,030,000.00	1,306,000.00	151,125.00
2043	231,750.00	1,060,000.00	1,308,750.00	151,270.83
2044	197,000.00	1,090,000.00	1,310,000.00	151,416.67
2045	160,625.00	1,120,000.00	1,310,625.00	151,562.50
2046	122,500.00	1,150,000.00	1,312,500.00	151,708.33
2047	83,625.00	1,180,000.00	1,313,625.00	151,854.17
2048	43,125.00	1,210,000.00	1,313,125.00	151,999.17
2049		1,240,000.00	1,312,000.00	152,144.17
TOTAL	12,393,875.00	24,965,000.00	49,810,922.00	7,181,250.00

Series 2020A Serial Current Interest Bonds (CIBs)
 Series 2020A Current Interest Term Bonds (CIBs)
 Series 2020A Convertible Capital Appreciation Bonds (CABs)

Debt History:
 Date of Receipt 2-Feb-20
 Amount of Issue \$24,965,000.00

Paying Agent:
 U.S. Bank
 ABA routing # 091000022
 St. Paul, MN 55466-2638

Brazoria County Toll Road Authority Limited Contract Tax and Subordinate Lien
 Toll Road Revenue Bonds, Series 2017B CABs

*Int due from closing to Sept 2017 debt payment, then monthly installments to US Bank thereafter begin Sept 2017
 Int calculations include compounded interest from Series 2017A Convertible CABs.

PA/Treas/BRAZORIA COUNTY TOLL ROAD AUTHORITY/CIB/CA Debt Serv Bond schedule and web/cib/CA Debt Serv Bond Payment Schedule.x
 Prepared by Cathy Campbell, CCT, CIO Brazoria County Treasurer



CATHY CAMPBELL, CCT, CIO
BRAZORIA COUNTY TREASURER

Brazoria County Treasurer's Office Proceedings for April 2020

Activity	Count		Amount
Cash receipts issued:	48	\$	135,069.53
Treasurer Deposits processed:	32	\$	172,913.45
Healthcare Invoices processed:	12	\$	1,588,265.07
Retiree premium payments processed:	333	\$	45,691.00
<65 Retiree Prepaid 401h reimbursements processed:	93	\$	27,435.00
>65 Retiree Prepaid 401h reimbursements processed:	251	\$	47,625.00
Wire transfers executed:	83	\$	14,094,286.51
Toll Road Wires executed:	12	\$	1,438,087.42
EFT files processed:	18	\$	11,530,080.85
Accounts Payable checks printed and distributed:	1136	\$	8,436,828.29
Jury checks printed and distributed:	22	\$	1,760.00
BCCSCD checks printed and distributed:	109	\$	31,315.10
Payroll checks printed and distributed:	93	\$	106,970.35
Payroll advices printed and distributed (est.):	1050	\$	-
Stop payments issued:	35		
Positive Pay files processed:	31		
Brazo general ledger journal entries posted:	118		
Toll Road general ledger journal entries posted:	36		
Reports to State	12		
Bank Reconciliations	17		
EFT Set ups and/or changes	2		
DA Discovery payments taken-credit cards	20		
DA Discovery payments taken-checks/cash	48		

Submitted for compliance with Local Government Code Sec. 114.026 subsection (a)(3)
I certify to the best of my knowledge the above information is true and correct.

Cathy Campbell, CCT, CIO
Brazoria County Treasurer



Brazoria County General Ledger Fund Balance Activity
 April 1, 2020 - April 30, 2020

General Ledger Fund balances are of the last day of the month and may not include all journal entries and adjustments for that month.
 Bank accounts have been reconciled or, are in the process of being reconciled to general ledger since this report was generated.
 Submitted for compliance with Local Government Code Sec. 114.026 subsection (c)

Fund	Cash				Investments			
	Opening GL Balance	GL Debit	GL Credit	GL Ending Balance	Opening GL Balance	GL Debit	GL Credit	GL Ending Balance
10000 - General Fund	\$15,033,326.68	\$46,421,547.01	-\$42,044,441.43	\$19,410,432.26	\$122,711,930.01	\$2,769,651.10	-\$16,000,000.00	\$109,481,581.11
10100 - General Fund - Construction	-\$17,630.60	\$17,630.60	-\$377,219.74	-\$377,219.74				
10200 - Juv Prob Fees	\$105,892.99	\$3,511.38	-\$23,931.15	\$85,473.22				
10300 - Unclaimed Juvenile Restitution	\$11,170.46	\$0.00	\$0.00	\$11,170.46				
10400 - Env Health-Retail Food Permits	-\$66,689.32	\$140,024.88	-\$31,497.40	\$41,838.16				
10500 - District Clerk Contingency	\$429,061.42	\$2,323.55	-\$1,193.13	\$430,191.84	\$267,543.06	\$100.08	\$0.00	\$267,643.14
10600 - Fire Training Field	\$25,961.40	\$7.45	-\$830.46	\$25,138.39				
10700 - Parks Special Events	\$15,233.91	\$264.44	-\$515.00	\$14,983.35				
10710 - Parks SFA Special Projects	\$2,857.37	\$0.00	-\$491.40	\$2,365.97				
10850 - CPS-Donations	\$22,534.15	\$6.48	-\$662.39	\$21,878.24				
10900 - CPS-Bikes & Bears	\$116.55	\$0.04	\$0.00	\$116.59				
20000 - Road and Bridge Non-Construct	\$1,258,733.19	\$1,654,551.43	-\$5,858,269.72	-\$2,944,985.10	\$33,703,070.62	\$22,856.13	\$0.00	\$33,725,926.75
20500 - Road and Bridge Construction	\$67,769.43	\$2,541,830.25	-\$2,597,345.52	\$12,254.16				
30000 - USDA-WIC								
30100 - TDSSH Women Infants & Children	-\$197,615.89	\$232,564.03	-\$255,112.49	-\$220,164.35				
30200 - USDA-WIC Peer Counseling								
30300 - USDA-WIC Registered Diet								
30400 - USDA-WIC Lactation Reimb.								
30500 - HHS-PPCPS-CRI								
30502 - HHS-PPCPS-CRI	-\$13,158.10	\$12,727.93	-\$8,396.18	-\$8,826.35				
30600 - HHS-RLSS-LPHS	-\$7,978.32	\$11,379.75	-\$10,570.19	-\$7,168.76				
30700 - HHS-PPCPS-HAZARDS								
30701 - HHS-CPS/HCID-PHEP								
30702 - HHS-CPS/UNIQUE								
30705 - HHS-PPCPS-HAZARDS	-\$36,164.79	\$32,411.29	-\$19,989.24	-\$23,742.74				
30706 - 2017 Hur Public Hlth Crisis R	-\$127,364.18	\$149,006.20	-\$74,556.79	-\$52,914.77				
30707 - COVID-19 Health Grant	\$0.00	\$0.00	-\$3,858.90	-\$3,858.90				
30710 - HHS-INFECTIOUS_DIS_CONTRL_UNIT	-\$16,644.27	\$20,592.02	-\$11,738.48	-\$7,790.73				
30800 - HHS-CPS-Title IV-E-FCM	-\$73,872.94	\$15,391.44	-\$18,766.74	-\$77,248.24				
30850 - HHS-CPS-Title IV-E Legal Svcs	-\$176,205.23	\$28,432.03	-\$69,738.05	-\$217,511.25				
30900 - HHS-TJPC-Title IV-E FosterCare								
31100 - DHS-Repelitive Flood Claims								
31300 - DHS-Buffer Zone Protection	\$14,755.04	\$0.00	-\$650.00	\$14,105.04				
31500 - DHS-St Homeland Sec-UASI	-\$37,910.50	\$373.73	-\$1,286.62	-\$38,823.39				
31600 - DHS-St Homeland Security								
32005 - HUD-FY05-Section 8 Housing-ADM	\$34,639.31	\$10.27	\$0.00	\$34,649.58				
32006 - HUD-FY06-Section 8 Housing-ADM	\$109,993.08	\$32.60	\$0.00	\$110,025.68				
32007 - HUD-FY07-Section 8 Housing-ADM	\$19,886.18	\$5.89	\$0.00	\$19,892.07				
32008 - HUD-FY08-Section 8 Housing-ADM	\$39,324.65	\$11.66	\$0.00	\$39,336.31				
32009 - HUD-FY09-Section 8 Housing-ADM	\$86,244.83	\$25.56	\$0.00	\$86,270.39				
32010 - HUD-FY10-Section 8 Housing-ADM	\$124,964.14	\$37.04	\$0.00	\$125,001.18				
32011 - HUD-FY11-Section 8 Housing-ADM	\$93,656.51	\$27.76	\$0.00	\$93,684.27				
32012 - HUD-FY12-Section 8 Housing-ADM	\$37,158.16	\$11.01	\$0.00	\$37,169.17				
32013 - Section8-Adm	\$501,576.92	\$148.73	\$0.00	\$501,725.65				
32019 - HUD-2019-Section 8 Housing-ADM	-\$48,964.93	\$162.50	-\$8.53	-\$48,810.96				
32020 - HUD-2020-Section 8 Housing-ADM	\$24,051.22	\$119,725.68	-\$129,354.92	\$14,421.98				
32113 - Section 8-HAP	\$197.00	\$0.00	\$0.00	\$197.00				
32119 - HUD-2019-Section 8 Housing-HAP	\$19,813.18	\$162.50	\$0.00	\$19,975.68				
32120 - HUD-2020-Section 8 Housing-HAP	\$83,445.64	\$633,099.28	-\$627,861.88	\$88,683.04				
32211 - HUD-CDBG-2011								
32212 - HUD-CDBG-PY2012								
32213 - CDBG	-\$114,975.22	\$251,172.72	-\$324,629.06	-\$188,431.56				
32214 - HOME	\$49,000.48	\$69,025.25	-\$52,962.42	\$65,063.30				
32215 - ESG	-\$24,622.12	\$49,554.46	-\$28,868.92	-\$3,936.58				
32600 - HUD-Texas CDBG								
32610 - HUD-2016 Flood GLO	-\$119,257.99	\$3,808.95	-\$8,355.77	-\$123,804.81				
32620 - HUD-Harvey GLO	-\$7,482.48	\$180.36	-\$819.33	-\$8,121.45				
33200 - USDOJ-Crime Vict Assist-VOCA	-\$25,806.30	\$50,178.47	-\$45,378.76	-\$21,006.60				
33250 - USDOJ-CSCD-Victim Svcs Prg								
33251 - USDOJ-CSCD-VSP	-\$3,663.64	\$5,495.46	-\$3,663.65	-\$1,831.83				
33300 - USDOJ-Drug Court Program	\$14,831.97	\$9,881.04	-\$14,661.20	\$10,051.81				
33310 - USDOJ-DWI Court Program	\$6,000.52	\$20,977.19	-\$19,009.86	\$7,967.86				
33320 - USDOJ-Veterans Court Program	-\$12,012.08	\$16,458.36	-\$12,218.00	-\$7,771.72				
33330 - USDOJ-Domestic Violence Court	-\$42,151.55	\$56,938.42	-\$45,231.88	-\$30,445.01				
33500 - USDOJ-DEA-Narcotics OT Exp	-\$1,500.39	\$3,811.41	-\$2,310.99	\$0.03				
33510 - USDOJ-Organized Crime Drug Enf								
33900 - USDOJ-SCAAP	\$113,273.77	\$33.57	\$0.00	\$113,307.34				
34105 - TPW-HRPC-COL BOTTOMLAND PROJ	-\$106,469.40	\$1,841.03	-\$186,451.99	-\$291,080.36				
34200 - DOI-Parks Boating Access								
34250 - DOI-Swan Lake Boat Ramp								
34400 - USDOT-CR 257 Repairs								
34600 - FEMA - Flood Disaster 2015								

Fund	Cash				Investments			
	Opening GL Balance	GL Debit	GL Credit	GL Ending Balance	Opening GL Balance	GL Debit	GL Credit	GL Ending Balance
34610 - FEMA - Flood Disaster 2016	\$24,165.63	\$0.00	\$0.00	\$24,165.63				
34615 - FEMA-Harvey 2017	\$195,900.08	\$21,811.00	-\$33,254.94	\$184,456.14				
34616 - FEMA-Hazard Mitigation Grant P	-\$138,212.50	\$0.00	\$0.00	-\$138,212.50				
34619 - Fema - Flood Disaster 2019								
34620 - CARES-Coronavirus Relief Fund	-\$627.29	\$262,432.42	-\$599,519.19	-\$337,714.06				
34700 - IMLS-Library Mobile Proj Rnd 2								
34820 - USDC-SLP Dune Walkover								
34850 - USTREAS-Restore Act Projects	-\$389,592.37	\$0.00	-\$18,022.95	-\$407,615.32				
34860 - DOI-Parks - CIAP Grant								
34880 - TXDOT-SH288 Truck Weigh Stain	-\$174,248.99	\$0.00	-\$63,978.02	-\$238,227.01				
34881 - TXDOT-CR58 PH II (CSJ304)	-\$67,393.73	\$0.00	\$0.00	-\$67,393.73				
34882 - TXDOT-CR59 (CSJ 305)	-\$212,288.21	\$255,402.00	-\$175,038.73	-\$131,924.94				
34883 - TXDOT-CR101 Widening (CSJ303)	-\$4,894,475.01	\$0.00	-\$2,141,407.93	-\$7,035,882.94				
34890 - USDA NRCS Oyster Creek Ditch10								
34912 - USDOT-1212ANGLE-Wildlife								
34913 - TXDOT 1312ANGLE-APRON								
34915 - TXDOT-15HGANGLE-HANGAR								
35000 - TJJJ-State Aid	-\$113,091.68	\$307,218.78	-\$355,895.03	-\$161,767.93				
35650 - TJPC-JJAEP-Boot Camp-8/31	-\$345,039.80	\$75,808.21	-\$149,356.67	-\$418,588.26				
35800 - TJPC-JJAEP-Boot Camp-7/31								
35900 - TJJJ-Mental Health Services								
35950 - TJJJ-RDA-RegDiversionAlt-"R"	\$25,379.20	\$10,062.60	-\$10,062.60	\$25,379.20				
36400 - TCEQ-Local Initiatives Prg								
36410 - Texas Veterans Treatment Crt	-\$66,387.29	\$87,411.54	-\$67,716.09	-\$46,691.84				
36601 - GLO-HRCP-COL BOTTOMLANDS EDUC	-\$57,842.17	\$0.00	-\$18,406.25	-\$76,248.42				
36605 - GLO-Beach User Fees	-\$123,324.13	\$23,709.96	-\$59,161.99	-\$158,776.16				
36801 - TXDOT-CR 48 PROJECT								
37000 - OAG-VAG Grant	-\$11,702.50	\$13,159.87	-\$16,354.32	-\$14,896.95				
37100 - OAG-TEXAS VINE CONTR	-\$7,542.56	\$7,542.56	\$0.00	\$0.00				
37200 - DFPS-CPS-Title IV-B-Concr Svc								
37300 - TDHCA-Amy Young Barrier Remova								
37400 - TDH-Immunization	-\$46,378.48	\$44,184.16	-\$27,692.99	-\$29,887.31				
37800 - OAG-Regional Juv Mental Hlth S	\$4,400.00	\$0.00	\$0.00	\$4,400.00				
37913 - TXDOT-M312ANGLE-FY13RAMP								
37914 - TXDOT-M212ANGLE-FY14RAMP								
37916 - TXDOT-M1612ANGL-FY16RAMP								
37917 - TXDOT-FY17RAMP								
37918 - TXDOT-FY18RAMP	-\$3,850.00	\$0.00	\$0.00	-\$3,850.00				
37919 - TXDOT-FY19RAMP								
37920 - TXDOT-FY20RAMP	-\$24,110.00	\$0.00	\$0.00	-\$24,110.00				
37950 - TXDOT-Airport Layout-19MPANGLE								
38000 - Fire Code Inspection & Permit	\$264,318.16	\$46,298.68	-\$109,559.41	\$201,057.43				
38010 - Economic Development Tax Abate	\$441,784.07	\$4,370.98	-\$439,609.09	\$6,545.96				
38020 - BC Industrial Development Corp	\$2,513.83	\$0.00	\$0.00	\$2,513.83				
38100 - Vital Statistics Fee	\$49,536.48	\$1,179.66	-\$530.00	\$50,186.14				
38110 - Records Mgmt-Co.Clk-Recording	\$1,349,280.02	\$101,893.79	-\$211,940.17	\$1,239,233.64	\$958,648.87	\$358.65	\$0.00	\$959,007.52
38120 - Records Archive-Co Clk	\$1,411,898.78	\$102,644.83	-\$57,747.78	\$1,456,795.83				
38130 - Records Mgmt-Co.Clk-Criminal	\$9,101.39	\$2,362.46	-\$1,173.40	\$10,290.45				
38200 - Civ.Crim,Prob Records Mgmt	\$241,504.80	\$779.37	-\$367.02	\$241,917.15	\$316,310.05	\$118.36	\$0.00	\$316,428.41
38210 - County Graffiti Eradication	\$2,736.35	\$0.81	\$0.00	\$2,737.16				
38220 - Cnty.District Court Technology	\$100,687.30	\$800.36	-\$323.94	\$101,163.72				
38230 - Record Preservation-CtyClk	\$56,463.24	\$7,286.15	-\$12,078.77	\$51,670.62				
38240 - Cnty. District Specialty Court	\$4,550.20	\$1,987.65	-\$805.62	\$5,732.23				
38300 - Child Abuse Prevention Fund	\$19,058.34	\$117.74	-\$30.81	\$19,145.27				
38310 - Family Protection Fund	-\$621.37	\$2,743.27	-\$1,425.00	\$696.90				
38320 - Records Management-Dist. Clk.	\$77,517.40	\$4,369.04	-\$12,858.48	\$69,027.96				
38330 - Records Archive-District Clerk	\$96,334.37	\$5,965.36	-\$6,369.63	\$95,930.10				
38340 - Record Preservation-DistClk	\$11,671.63	\$5,393.79	-\$2,966.26	\$14,099.16				
38350 - Records Technology - DC	\$5,442.31	\$2,523.44	-\$1,356.23	\$6,609.52				
38400 - Justice Crt Building Security	\$151,692.61	\$33,099.16	-\$67,944.95	\$116,846.82				
38410 - Justice Court Technology Fund	\$455,411.56	\$5,587.13	-\$5,295.45	\$455,703.24				
38500 - Courthouse Security	\$336,602.31	\$16,043.52	-\$7,897.05	\$344,748.78				
38600 - LEOSE	\$121,846.62	\$54,964.76	-\$27,482.38	\$149,329.00				
38710 - D A Hot Check Collection	\$8,705.79	\$385.15	-\$202.15	\$8,888.79				
38720 - D A Supplemental	\$4,354.75	\$1,359.34	-\$6,345.90	-\$631.81				
38730 - D A Forfeiture, CCP Chapter 59	\$30,144.78	\$6.73	-\$7,447.05	\$22,704.46				
38810 - Voter Registration	-\$16,182.44	\$0.00	-\$541.98	-\$16,724.42				
38820 - Special Inv_Dealer Escrow-Tax	\$56,536.18	\$2,490.94	-\$6,898.98	\$52,128.14	\$31,250.15	\$11.70	\$0.00	\$31,261.85
38830 - Scofflaw Fees, TTC Sect 502.01	\$1,559.59	\$10.47	\$0.00	\$1,570.06				
38910 - Election Services Contract	\$188,391.41	\$25,062.58	-\$2,219.62	\$211,234.37				
38920 - Elections - HAVA Equip. Rental	\$342,690.49	\$101.56	\$0.00	\$342,792.05				
38930 - Elections-CARES HAVA								
39040 - Constable Pct 4 Forfeiture	\$628.32	\$0.00	\$0.00	\$628.32				
39100 - Sheriff Contraband Forfeiture	\$476,974.14	\$213.43	-\$1,125.60	\$476,061.97				
39110 - Braz Cnty Narcotics Task Force	\$480,882.10	\$6,137.79	-\$14,378.00	\$472,641.89				
39120 - Sheriff Commissary Fund	\$337,953.28	\$126,167.70	-\$117,786.93	\$346,334.06				
39130 - Sheriff-Federal Forfeiture	\$153,411.48	\$68,469.24	-\$34,519.33	\$187,361.39				
39200 - Juvenile Case Manager Fund	\$9,277.88	\$38.41	-\$20.00	\$9,296.29				
39210 - Bond & Occupational LSF	-\$3,104.71	\$42,595.00	-\$6,272.50	\$33,217.79				
39300 - Reliant Energy CARE Program	\$4,615.34	\$20,000.00	-\$1,414.82	\$23,200.52				
39310 - UnifedWay-Emergency Assistance	\$726.74	\$0.00	-\$721.14	\$5.60				
39315 - Rebuild Texas Fund								
39390 - SETH-SE TX Housing Fln. Corp.	\$0.32	\$0.00	\$0.00	\$0.32				
39400 - Book Sale								
39410 - Library-Special Projects	\$227,826.39	\$92.17	-\$1,209.63	\$226,708.93				

Fund	Cash				Investments			
	Opening GL Balance	GL Debit	GL Credit	GL Ending Balance	Opening GL Balance	GL Debit	GL Credit	GL Ending Balance
39500 - SEP-Wastewater-EnvHlth-TCEQ	-\$15,926.78	\$0.00	\$0.00	-\$15,926.78				
39600 - SEP-Parks-TCEQ	\$11,844.00	\$0.00	\$0.00	\$11,844.00				
39610 - Parks Improvements								
39615 - TPW Foundation-Grt TX Birding	\$1,165.60	\$0.00	\$0.00	\$1,165.60				
39620 - Shoreline Rest. Task Force	\$40,359.28	\$11.96	\$0.00	\$40,371.24				
39630 - 2006 GoM Energy Security Act	\$1,409,890.43	\$2,534,821.22	-\$1,277,869.51	\$2,666,842.14				
39700 - Lateral Road Fund								
39710 - Road & Bridge, Ch 152, Tx Code								
39720 - Special Projects								
39764 - Riverside Est Spcl Assmt	-\$167,919.11	\$300.00	-\$39,950.46	-\$207,569.57				
39765 - Briar Meadows AmyLn Ross Rd SA	-\$201,351.19	\$0.00	\$0.00	-\$201,351.19				
39766 - Twin Lakes Assmt	-\$93,460.94	\$0.00	-\$2,681.55	-\$96,142.49				
39767 - Greenhouse Rd Spec Assessment	-\$9,873.10	\$0.00	\$0.00	-\$9,873.10				
39768 - Old Coffee Plantation Sp Asses								
39800 - Law Library	\$60,051.53	\$94,265.09	-\$42,969.18	\$111,347.44	\$217,462.71	\$81.37	\$0.00	\$217,544.08
39900 - Mosquito Control District	\$1,632,405.42	\$109,657.82	-\$236,287.29	\$1,505,775.95	\$385,871.75	\$144.38	\$0.00	\$386,016.13
40000 - 2012 Gen Oblig Rfd (2003 CO)								
41000 - 2016 Limited Tax Rfd (2006 CO)	\$596,655.08	\$10,053.48	\$0.00	\$606,708.56	\$487,161.88	\$182.22	\$0.00	\$487,344.10
42000 - 2012 Cert of Oblig-I,S	\$380,416.63	\$26,062.14	\$0.00	\$406,478.77				
42100 - 2018 Cert of Oblig-I,S	\$212,839.11	\$4,505.14	\$0.00	\$217,344.25				
43000 - Tax Notes, Series 2013 I&S	-\$250,678.44	\$31,320.40	-\$65.05	-\$219,423.09				
44000 - Toll Road-SH288-I&S	\$4,752,690.49	\$184,131.27	-\$171,335.58	\$4,765,486.18				
45000 - Road Bonds-Mobility-I,S	\$2,295,191.61	\$36,584.04	\$0.00	\$2,331,775.65	\$875,696.11	\$327.61	\$0.00	\$876,023.72
45100 - Mobility-BuildAmerica-I,S	-\$125,394.59	\$181,442.64	-\$90,721.32	-\$34,673.27				
46000 - Sheriff, Det Complex-I,S								
51000 - 2006 Certificate of Obligation								
52000 - 2012 Cert of Oblig,C,M	\$182,270.06	\$44.69	-\$31,467.23	\$150,847.52				
52100 - 2018 Cert of Oblig,C,M	\$109,355.55	\$0.00	-\$282,497.80	-\$173,142.25	\$5,098,580.09	\$1,907.51	\$0.00	\$5,100,487.60
53000 - Tax Notes, Series 2013 C&M								
54000 - Toll Road-SH288-C & M	\$1,577,128.13	\$3,026,644.82	-\$1,795,455.31	\$2,808,317.64	\$28,009,862.57	\$19,986.55	-\$3,000,000.00	\$25,029,849.12
55000 - Mobility Plan	\$613,120.48	\$181.71	\$0.00	\$613,302.19				
57000 - Hwy 6 ROW Acquisition-C,M								
57200 - Ring of Honor	\$53,611.93	\$15.89	\$0.00	\$53,627.82				
60500 - Airport Operating	-\$1,243,137.57	\$304,139.86	-\$379,831.81	-\$1,318,829.52				
61000 - BCTRA O&M SH288	\$61,356.87	\$26.39	-\$49,540.09	\$11,843.17				
61100 - Braz Cnty Toll Rd-Preliminary	-\$51,621.54	\$0.00	-\$1,870.00	-\$53,491.54				
64000 - BCTRA FM518 PEDC-SH288	\$2,207,909.50	\$28.05	-\$42,052.30	\$2,165,885.25				
64100 - BCTRA Contributions-SH288								
64200 - BCTRA FM518 TXDOT-SH288	-\$1,385,819.61	\$1,774,604.75	-\$2,141,151.67	-\$1,752,366.53				
71000 - Health Care Benefits	\$4,244,921.09	\$2,490,724.94	-\$1,793,857.42	\$4,941,788.61				
72000 - Employee Health Clinic	-\$5,995.13	\$67,130.00	-\$56,480.02	\$4,654.85				
73000 - Insurance Reserve	\$493,802.53	\$146.21	-\$455.00	\$493,493.74	\$897,101.86	\$335.64	\$0.00	\$897,437.50
81000 - B Cnty Groundwatr Conserv Dist	\$1,621,723.65	\$50,459.17	-\$86,545.72	\$1,585,637.10				
81010 - BC Industrial Development Corp								
81100 - Braz Cnty Toll Road Authority								
81200 - BrazCntyFreshwaterSupplyDist2								
81500 - CSCD-Sub Abuse-Outpatient-DP	-\$73,696.63	\$72,637.85	-\$86,791.20	-\$87,849.98				
81600 - CSCD-TAIP Treatment Alter.	-\$10,431.00	\$30,394.00	-\$17,773.00	\$2,190.00				
81700 - CSCD-Mental Health Caseloads	-\$13,274.35	\$64,765.26	-\$51,614.99	-\$124.08				
81800 - CSCD-Supervision Program	\$1,192,094.24	\$1,292,670.80	-\$1,112,149.26	\$1,372,615.78				
81850 - CSCD-Evidence Based Assesment								
81900 - CSCD-Comm Corr-Op Hab Caseload	\$102,180.40	\$210,834.56	-\$132,066.22	\$180,948.74				
82000 - CSCD-Comm Corr-Life								
82100 - CSCD-Comm Corr-Sex Offender	\$16,951.95	\$88,158.82	-\$59,341.80	\$45,768.97				
82200 - CSCD-Comm Corr-Substance Abuse	-\$7.00	\$0.00	\$0.00	-\$7.00				
82300 - CSCD-Operation Habilitation DP	-\$11,548.67	\$59,725.94	-\$45,356.63	\$2,820.64				
82400 - CSCD-New Caseload Reduction-DP								
82500 - CSCD-DP30 Sub Abuse Trt Pgrm	-\$39,679.06	\$126,866.97	-\$101,662.29	-\$14,474.38				
88000 - Trust & Agency								
88200 - Brazos Mall								
88300 - SH288 @ CR 56 Overpass								
89000 - Historical Commission	\$1,462.31	\$0.43	\$0.00	\$1,462.74	\$14,403.25	\$5.40	\$0.00	\$14,408.65


**BRAZORIA COUNTY
PORTFOLIO REPORT
April 2020**

Current Date: 4/30/2020

Fund	Description	Type	CUSIP	Coupon	Settle Date	Maturity Date	Next Call Date	Par Value	Purch Price	Purch Cost	Book Value	Mkt Price	Mkt Value	Days to Mat	YTM	Interest Earned
10000	FHLMC	Agency	3134GUXZ8	1.750	12/16/19	06/16/22	06/16/20	2,000,000.00	100.000	2,000,000.00	2,000,000.00	1.0020	2,004,000.00	777	1.750	
10000	FHLMC	Agency	3134GUG46	1.800	12/30/19	09/30/22	06/30/20	2,000,000.00	100.000	2,000,000.00	2,000,000.00	1.0027	2,005,400.00	883	1.800	
10000	FHLMC	Agency	3134GUS68	1.750	01/07/20	02/14/23	07/13/20	2,000,000.00	100.000	2,000,000.00	2,000,000.00	1.0032	2,006,400.00	1020	1.750	
10000	FHLB	Agency	3130AHV75	1.700	01/13/20	02/07/23	01/13/21	2,000,000.00	100.000	2,000,000.00	2,000,000.00	1.0014	2,002,800.00	1013	1.700	
10000	FHLC	Agency	3133ELLX0	1.630	02/05/20	08/05/22	05/05/20	2,000,000.00	100.000	2,000,000.00	2,000,000.00	1.0000	2,000,000.00	827	1.630	
10000	FHLMC	Agency	3134GVAK4	1.700	02/07/20	02/07/23	08/07/20	2,000,000.00	100.000	2,000,000.00	2,000,000.00	1.0040	2,008,000.00	1013	1.700	
10000	FHLB	Agency	3130AJ5Q8	1.750	02/14/20	02/14/23	05/14/20	2,000,000.00	100.000	2,000,000.00	2,000,000.00	1.0006	2,001,200.00	1020	1.750	
10000	FHLB	Agency	3130AJ3U1	1.650	02/28/20	02/28/23	08/28/20	2,000,000.00	100.000	2,000,000.00	2,000,000.00	1.0048	2,009,600.00	1034	1.650	
997	TexPool	LGIP		0.455				63,551,292.99	100.000	63,551,292.99	63,551,292.99	100.00	63,551,292.99	1	0.455	27,502.15
998	Texas Class	LGIP		1.100				73,211,417.57	100.000	73,211,417.57	73,211,417.57	100.00	73,211,417.57	1	1.100	65,948.17
999	Depository	Cash		0.700				43,375,829.40	100.000	43,375,829.40	43,375,829.40	100.00	43,375,829.40	1	0.700	21,868.70
								196,138,539.96		196,138,539.96	196,138,539.96		196,175,939.96	78	0.853	115,319.02

Matured or Called Investments:

This report is presented in accordance with the Texas Government Code Title 10 Section 2256.023 and complies with the Investment Strategy of Brazoria County's Investment Policy and I certify that to the best of my knowledge the above is true and correct.


Cathy Campbell, CCT, CIO
Brazoria County Treasurer

BRAZORIA COUNTY
Investment Data Summary
April 2020

Type Breakdown:	Book Value	Percent	Wtd Avg Mat	Wtd Avg Yield
LGIP	136,762,710.56	69.73%	1	0.800
Agency	16,000,000.00	8.16%	948	1.716
Cash	43,375,829.40	22.11%	1	0.700
	196,138,539.96	100.00%	78	0.853

Issuer Breakdown:	Book Value	Percent	Wtd Avg Mat	Wtd Avg Yield
FNMA	-			
FHLB	6,000,000.00	3.06%	1022	1.700
FHLMC	8,000,000.00	4.08%	923	1.750
-	-			
FFCB	2,000,000.00	1.02%	827	1.630
-	-			
TexPool	63,551,292.99	32.40%	1	0.455
Texas Class	73,211,417.57	37.33%	1	1.100
Depository	43,375,829.40	22.11%	1	0.700
	196,138,539.96	100.00%	78	0.853

Fund Breakdown:	Book Value	Percent	Wtd Avg Mat	Wtd Avg Yield
10000	16,000,000.00	8.16%	948	1.716
20500	-			
997	63,551,292.99	32.40%	1	0.455
998	73,211,417.57	37.33%	1	1.100
999	43,375,829.40	22.11%	1	0.700
	196,138,539.96	100.00%	78	0.853

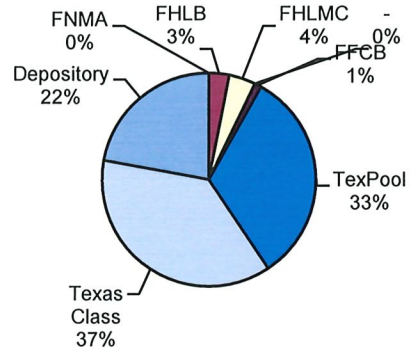
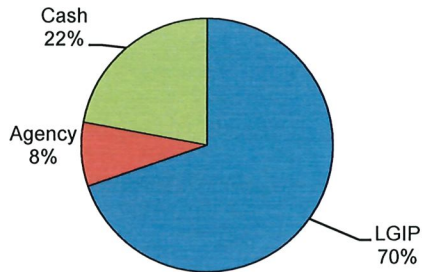
Maturity Breakdown:	Book Value	Percent
Less Than 90 Days	180,138,539.96	91.84%
90 to 180 Days	-	0.00%
181 to 365 Days	-	0.00%
More Than 365 Days	16,000,000.00	8.16%
	196,138,539.96	100.00%

BRAZORIA COUNTY
Investment Summary Report
For the Period Ending 04/30/2020

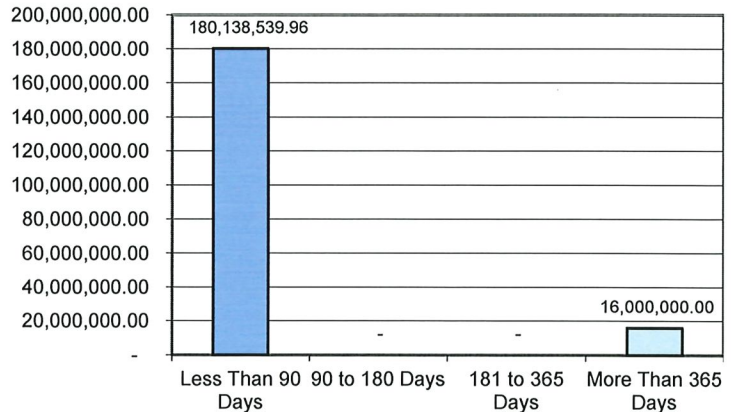
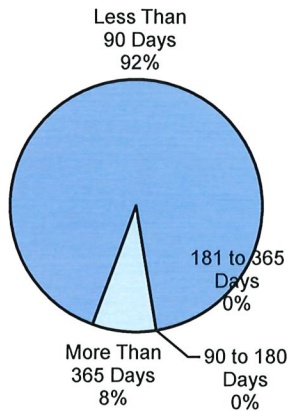
Total Portfolio Summary			
	Current Month 04/30/20	Prior Month 3/31/2020	Change From Prior
Book Value	196,138,539.96	212,245,296.58	(16,106,756.62)
Market Value	196,175,939.96	212,292,696.58	(16,116,756.62)
Market Value%	100.02%	100.02%	0.00%
Weighted Average Maturity - Days	78 days	75 days	4
Weighted Average Yield	0.853%	1.15%	-0.30%

Portfolio Composition by Fund			
Fund Name	4/30/2020 Book Value	Wtd Avg Yield	Wtd Avg Maturity
10000	16,000,000.00	1.716%	948
20500	-		0
997	63,551,292.99	0.455%	1
998	73,211,417.57	1.100%	1
999	43,375,829.40	0.700%	1
TOTALS:	196,138,539.96	0.853%	78 days

Portfolio Composition by Security Type	Portfolio Composition by Issuer
--	---------------------------------



Maturity Distribution



Monthly Interest Earned for Fiscal Year 2020

	Oct	Nov	Dec	1st Qtr	Jan	Feb	Mar	2nd Qtr	April	May	June	3rd Qtr	July	August	Sept	4th Qtr	Ann Earned
BANK	22,065.22	28,848.28	29,904.62	80,818.12	37,473.02	30,295.43	22,600.38	90,388.83	21,868.70			21,868.70				0.00	193,055.65
TEXPOOL	77,773.82	58,130.55	78,982.93	214,887.30	100,104.39	107,133.93	73,381.57	280,619.89	27,502.15			27,502.15				0.00	523,009.34
Texas Class	95,902.15	84,011.15	84,382.97	264,296.27	88,820.29	95,345.97	90,814.81	274,981.07	65,948.17			65,948.17				0.00	605,225.51
Agencies	47,700.00	10,000.00	25,000.00	82,700.00	55,450.00	2,166.66	0.00	57,616.66	0.00			0.00				0.00	140,316.66
Total Per Mo.	243,441.19	180,989.98	218,270.52	642,701.69	281,847.70	234,941.99	186,796.76	703,586.45	115,319.02	0.00	0.00	115,319.02	0.00	0.00	0.00	0.00	1,461,607.16

I certify that to the best of my knowledge the above is true and correct.

Cathy Campbell

Cathy Campbell, CCT, CIO
Brazoria County Treasurer

ANNOUNCEMENTS

We welcome the following entities who joined TexPool in April 2020:

- City of Minneapolis
- City of Wake Village
- Denton County Clerk
- City of Inglelake Development Corporation
- City of Minneapolis
- City of Oak Leaf
- North Texas Tollway Authority
- City of Wake Village
- Denton County Clerk
- City of Inglelake Development Corporation
- City of Minneapolis

Upcoming Events

IMPORTANT MESSAGE
Due to efforts to reduce the spread of COVID-19, events scheduled for April and May have been cancelled.

- June 15 2020 - June 17 2020
TASBO Summer Solutions Conference
Moody Gardens Hotel, Galveston
- June 29, 2020 - July 01, 2020
Hyatt Regency Lost Pines Resort & Spa,
Lost Pines
- TASSCUBO Summer Conference
Aug 16, 2020 - Aug 18, 2020,
Grand Hyatt, San Antonio
- TEXPERS Annual Conference

TexPool Advisory Board Members

- David Garcia
- Patrick Kridnock
- Rebecca Weaver
- Deborah Laudermilk
- Overseen by the State of Texas Comptroller of Public Accounts Glenn Heggt.
- Opened under the supervision of the Texas Treasury Subkeeping Trust Company

**Economic and Market Commentary:
The Fed fine-tunes its response**

May 1, 2020

The Federal Reserve has made many crucial and successful moves in the wake of the Covid-19 crisis. But what it has done since also has been impressive. Policymakers have not ceased in their effort to bring the instrument that is the economy back in tune. It has been reassessing the effectiveness of its new rates, facilities, purchases and programs, and adjusted them or added more. The easiest way to see this is how large its balance sheet has become, rising to around \$6.7 trillion at month-end.

We may see alterations to Fed facilities in the coming weeks. All of the major money market programs have declined in usage. It would not surprise us to see the Fed reduce the amount of lending offered for the Money Market Mutual Fund Liquidity Facility (MMLF), Primary Dealer Credit Facility (PDCF) and Commercial Paper Funding Facility (CPFF). Certainly, the CP market is normalizing, with the London interbank offered rate (Libor) falling and spreads narrowing. The Fed also will decrease the amount and frequency of overnight and term repo that it initiated to facilitate market functioning due to coronavirus-caused dislocations.

A recent fine-tuning by the Fed came in the municipal space. On April 27, it announced a massive expansion to its new Municipal Lending Facility for state and local

(continued page 6)

	TexPool	TexPool Prime
Current Invested Balance	\$28,106,139,132.17	\$7,077,155,198.19
Weighted Average Maturity**	31	50
Weighted Average Life**	104	71
Net Asset Value	1.00041	1.00073
Total Number of Participants	2613	423
Management Fee on Invested Balance	0.04500%	0.05500%
Interest Distributed	\$10,270,252.48	\$5,376,211.79
Management Fee Collected	\$935,635.77	\$281,187.47
Standard & Poor's Current Rating	AA-Am	AA-Am
Month Averages		
Average Invested Balance	\$27,728,831,795.25	\$6,954,315,759.81
Average Monthly Rate*	0.45%	0.94%
Average Weighted Average Maturity**	33	45
Average Weighted Average Life**	107	68

*This average monthly rate for TexPool Prime for each date may reflect a waiver of some portion or all of each of the management fees.
**See page 2 for definitions.
But performance is no guarantee of future results.

Phone: 1-866-TEXPOOL (839-7665) • Fax: 1-866-839-3991 • TexPool.com

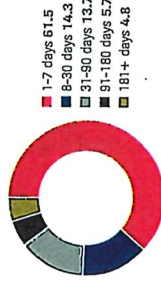
Managed and
Served by



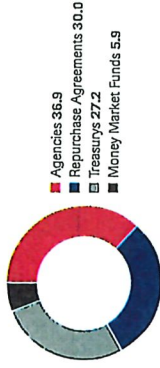
CGS884-24 (5/20)



Portfolio by Maturity (%)
As of April 30, 2020



Portfolio by Type of Investment (%)
As of April 30, 2020



Portfolio Asset Summary as of April 30, 2020

	Book Value	Market Value
Uninvested Balance	-\$107,452.80	-\$107,452.80
Receivable for Investments Sold	0.00	0.00
Accrual of Interest Income	14,661,520.39	14,661,520.39
Interest and Management Fees Payable	-10,270,235.54	-10,270,235.54
Payable for Investments Purchased	-1,004,902,095.75	-1,004,902,095.75
Accrued Expenses & Taxes	-31,747.18	-31,747.18
Repurchase Agreements	8,734,565,000.00	8,734,565,000.00
Mutual Fund Investments	1,722,074,000.00	1,722,074,000.00
Government Securities	10,730,300,803.83	10,729,894,252.87
U.S. Treasury Inflation Protected Securities	1,067,317,982.72	1,066,366,406.18
U.S. Treasury Bills	5,223,706,197.10	5,226,260,949.36
U.S. Treasury Notes	1,629,023,159.40	1,637,126,670.40
Total	\$28,106,139,132.17	\$28,117,426,867.94

Market value of collateral supporting the Repurchase Agreements is at least 102% of the Book Value. The portfolio is managed by Federated Investment Consulting and the assets are safe kept in a separate custodial account at State Street Bank in the name of TexPool. The only source of payment to the Participants is the assets of TexPool. There is no secondary source of payment for the pool, such as insurance or State guarantee. Should you require a copy of the prospectus, please contact TexPool Participant Service.

Participant Summary

	Number of Participants	Balance
School District	586	\$8,727,269,500.42
Higher Education	59	\$1,521,114,239.08
Healthcare	86	\$1,405,449,121.54
Utility District	881	\$9,359,865,348.65
City	479	\$7,547,280,794.20
County	189	\$3,156,040,908.34
Other	371	\$2,388,808,989.01

****Definition of Weighted Average Maturity and Weighted Average Life**

WAM is the mean average of the periods of time remaining until the securities held in TexPool (e) are scheduled to be repaid, (f) would be repaid upon a demand by TexPool, or (g) are scheduled to have their interest rate readjusted to reflect current market rates. Securities with adjustable rates payable on demand are treated as maturing on the earlier of the two dates set forth in (e) and (f) if their scheduled maturity is 397 days or less; and the later of the two dates set forth in (e) and (f) if their scheduled maturity is more than 397 days. The mean is weighted based on the percentage of the amortized cost of the portfolio invested in each period.

WAL is calculated in the same manner as WAM, but is based solely on the periods of time remaining until the securities held in TexPool (e) are scheduled to be repaid or (f) would be repaid upon a demand by TexPool, without reference to when interest rates of securities within TexPool are scheduled to be readjusted.



PRST STD
U.S. POSTAGE
PAID
AUSTIN, TX
PERMIT NO. 1264



Participant Services
1001 Texas Ave., Suite 1150
Houston, TX 77002

MS. CATHY CAMPBELL
BRAZORIA COUNTY
111 E LOCUST ST STE 305
ANGLETON TX 77515-4677



T6 P1

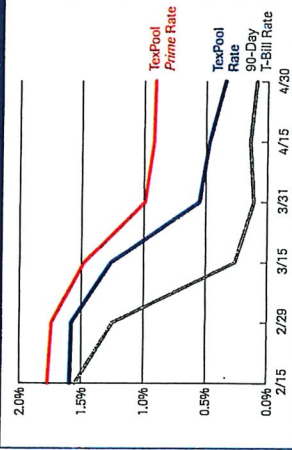
governments. When it unveiled the program on April 9, only states, counties with at least two million residents and cities with at least one million qualified. After further research, it lowered the threshold to include counties and cities with at least 500,000 and 250,000 residents, respectively. When the facility begins in May, this broader boundary line should help municipalities recover from deferred or lost revenue.

When it met April 29, the Federal Open Market Committee reaffirmed it would do all it can to stem the economic damage caused by the coronavirus and subsequent U.S. lockdown. It would not be surprising to see implementation of a formal quantitative easing (QE) program or expansion of programs already in place.

While value is hard to uncover in the marketplace, the Treasury and Labor curves are normalizing and upward sloping, and Sifma has retreated from its dislocated highs of more than 5% in mid-March to double-digit basis-point territory. We continue to have ample liquidity in all portfolios.

U.S. Treasury yields ended the month with 1-month at 0.10%, 3-month at 0.10%, 6-month at 0.10% and 12-month at 0.15%. Labor ended the month with 1-month at 0.33%, 3-month at 0.56%, 6-month at 0.76% and 12-month at 0.86%. The weighted average maturity (WAM) at month-end was 31 days for TexPool and 50 days for TexPool Prime.

TexPool & TexPool Prime vs. 90-Day Treasury Bill



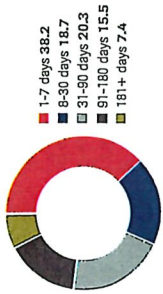
90-Day Treasury Bill is a short-term debt instrument backed by the national government. These are used to call immediate cash to meet outstanding obligations.
Any private investor can invest in a Treasury bill. The 90-Day Treasury Bill is a weighted average rate of the weekly auctions of 90-Day Treasury Bills.
Past performance is no guarantee of future results.

Daily Summary

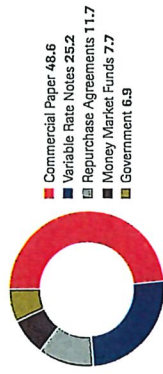
Date	Money Mkt. Fund Equiv. (SEC-Std)	Dividend Factor	TexPool Invested Balance	NAV	WAM Days	WAL Days
4/1	0.5518%	0.000015117	\$27,966,930,566.14	1.00063	32	107
4/2	0.5467%	0.000014978	\$27,912,695,760.54	1.00061	32	109
4/3	0.5464%	0.000014970	\$27,847,023,956.05	1.00059	33	109
4/4	0.5464%	0.000014970	\$27,847,023,956.05	1.00047	33	109
4/5	0.5464%	0.000014970	\$27,847,023,956.05	1.00051	33	109
4/6	0.5259%	0.000014407	\$27,796,599,280.78	1.00050	31	107
4/7	0.5146%	0.000014104	\$27,816,299,377.27	1.00050	32	106
4/8	0.5127%	0.000014046	\$27,721,690,920.54	1.00051	32	106
4/9	0.4645%	0.000012726	\$27,860,365,620.80	1.00047	33	107
4/10	0.4645%	0.000012726	\$27,860,365,620.80	1.00047	33	107
4/11	0.4645%	0.000012726	\$27,860,365,620.80	1.00047	33	107
4/12	0.4645%	0.000012726	\$27,860,365,620.80	1.00047	33	107
4/13	0.4624%	0.000012669	\$27,797,989,801.66	1.00043	33	105
4/14	0.4747%	0.000013006	\$27,836,600,153.30	1.00045	34	110
4/15	0.4722%	0.000012937	\$27,474,100,381.31	1.00045	34	108
4/16	0.4589%	0.000012569	\$27,393,199,719.07	1.00048	35	110
4/17	0.4589%	0.000012564	\$27,349,295,028.30	1.00046	35	110
4/18	0.4589%	0.000012564	\$27,349,295,028.30	1.00046	35	110
4/19	0.4589%	0.000012564	\$27,349,295,028.30	1.00046	35	110
4/20	0.4520%	0.000012383	\$27,871,267,121.23	1.00044	33	106
4/21	0.4375%	0.000011987	\$27,538,025,109.35	1.00046	34	107
4/22	0.4059%	0.000011120	\$27,522,105,136.93	1.00045	33	107
4/23	0.3933%	0.000010775	\$27,816,299,157.89	1.00044	32	104
4/24	0.3765%	0.000010314	\$27,892,062,372.96	1.00042	33	105
4/25	0.3765%	0.000010314	\$27,892,062,372.96	1.00042	33	105
4/26	0.3765%	0.000010314	\$27,892,062,372.96	1.00042	33	105
4/27	0.3772%	0.000010334	\$27,879,315,084.34	1.00042	31	103
4/28	0.3659%	0.000010021	\$27,895,295,441.03	1.00042	31	104
4/29	0.3659%	0.000009779	\$28,067,616,162.79	1.00041	31	103
4/30	0.3446%	0.000009441	\$28,106,139,192.17	1.00041	31	104
Average:	0.4552%	0.000012471	\$27,728,831,796.25	1.00047	33	107

TEXPOOL Prime

Portfolio by Maturity (%)
As of April 30, 2020



Portfolio by Type of Investment (%)
As of April 30, 2020



Portfolio Asset Summary as of April 30, 2020

	Book Value	Market Value
Uninvested Balance	\$2,589,217.72	\$2,589,217.72
Receivable for Investments Sold	0.00	0.00
Accrual of Interest Income	2,423,442.79	2,423,442.79
Interest and Management Fees Payable	-5,376,213.67	-5,376,213.67
Payable for Investments Purchased	-199,985,222.00	-199,985,222.00
Accrued Expenses & Taxes	-9,554.68	-9,554.68
Repurchase Agreements	846,635,000.00	846,635,000.00
Commercial Paper	3,536,879,280.77	3,542,325,219.25
Bank Instruments	0.00	0.00
Mutual Fund Investments	562,125,328.28	562,052,003.75
Government Securities	489,732,471.72	489,892,508.00
Variable Rate Notes	1,832,989,862.70	1,832,562,680.00
Total	\$7,077,155,198.19	\$7,082,250,625.72

Market value of collateral supporting the Repurchase Agreements is at least 102% of the Book Value. The portfolio is managed by Federated Investment Consulting and the assets are safe kept in a separate custodial account at State Street Bank in the name of TexPool Prime. The assets of TexPool Prime are the only source of payments to the Participants. There is no secondary source of payment for the pool such as insurance or State guarantee. Should you require a copy of the portfolio please contact TexPool Participant Services

Participant Summary

	Number of Participants	Balance
School District	127	\$2,580,436,148.24
Higher Education	19	\$606,093,705.99
Healthcare	16	\$283,145,890.16
Utility District	47	\$326,226,490.38
City	84	\$1,466,882,075.30
County	42	\$613,868,021.89
Other	88	\$1,200,295,717.18

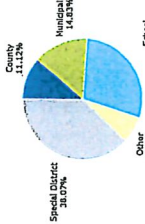
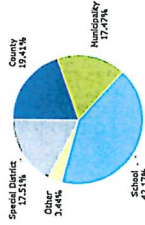
TEXPOOL Prime

Daily Summary

Date	Money Mkt. Fund Equival. (SEC Stat)	Dividend Factor	TexPool Prime Invested Balance	NAV	WAM Days	WAL Days
4/1	0.9782%	0.000026744	\$6,947,298,953.98	0.99982	45	70
4/2	0.9710%	0.000026603	\$6,926,504,862.24	0.99982	45	70
4/3	0.9848%	0.000026980	\$6,841,114,106.87	0.99996	46	70
4/4	0.9848%	0.000026980	\$6,841,114,106.87	0.99996	46	70
4/5	0.9848%	0.000026980	\$6,841,114,106.87	0.99996	46	70
4/6	0.9533%	0.000026557	\$6,826,776,217.72	1.00002	44	68
4/7	0.9596%	0.000026291	\$6,827,457,069.30	0.99987	43	67
4/8	0.9377%	0.000025981	\$6,822,819,358.12	1.00000	42	67
4/9	0.9574%	0.000026231	\$6,765,697,883.48	0.99996	43	67
4/10	0.9574%	0.000026231	\$6,765,697,883.48	0.99996	43	67
4/11	0.9574%	0.000026231	\$6,765,697,883.48	0.99996	43	67
4/12	0.9574%	0.000026231	\$6,765,697,883.48	0.99996	43	67
4/13	0.9594%	0.000026257	\$6,815,195,592.50	1.00005	43	66
4/14	0.9047%	0.000024785	\$7,196,659,524.12	1.00006	41	62
4/15	0.9189%	0.000025119	\$7,193,604,051.64	1.00004	42	64
4/16	0.9181%	0.000025163	\$7,148,753,440.99	1.00007	44	67
4/17	0.9553%	0.000026173	\$7,022,183,021.09	1.00008	46	69
4/18	0.9553%	0.000026173	\$7,022,183,021.09	1.00008	46	69
4/19	0.9553%	0.000026173	\$7,022,183,021.09	1.00008	46	69
4/20	0.9177%	0.000025143	\$7,067,850,008.42	1.00022	44	66
4/21	0.9308%	0.000025495	\$7,067,856,789.91	1.00024	44	66
4/22	0.9251%	0.000025346	\$7,029,207,526.55	1.00030	43	66
4/23	0.9003%	0.000024685	\$6,989,164,795.15	1.00039	44	66
4/24	0.9053%	0.000024804	\$7,011,119,560.58	1.00047	47	69
4/25	0.9053%	0.000024804	\$7,011,119,560.58	1.00047	47	69
4/26	0.9053%	0.000024804	\$7,011,119,560.58	1.00047	47	69
4/27	0.9138%	0.000025037	\$7,020,553,592.18	1.00052	46	69
4/28	0.9201%	0.000025207	\$7,022,353,291.41	1.00059	48	71
4/29	0.9330%	0.000025563	\$7,004,461,271.36	1.00067	51	71
4/30	0.9134%	0.000025026	\$7,071,155,198.19	1.00073	50	71
Average:	0.9409%	0.000025779	\$6,954,315,769.81	1.00016	45	68

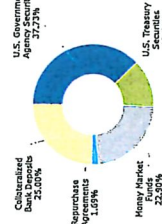
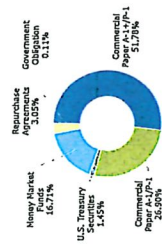
The following information is provided in accordance with Texas State Statute 2256.0016.

As of April 30, 2020:



Participant Breakdown by Balance

Participant Breakdown by Entity Type



Texas CLASS Government Portfolio Breakdown

Texas CLASS Government Portfolio Breakdown

Texas CLASS Prior Month Comparison

Month End	Average Yield**	Month Ending Assets	Share Balance	Market Value	Amortized Cost	NAV	WAM (Reval)**	WAM (Final)**
Feb-20	1.77%	\$13,489,510,074	13,486,924,447	\$13,533,111,498	\$13,530,525,871	1.00	58	84
Mar-20	1.47%	\$13,197,004,724	13,197,841,495	\$13,260,076,299	\$13,260,913,069	1.00	43	64
Apr-20	1.10%	\$13,794,496,612	13,722,404,987	\$13,775,359,645	\$13,741,846,021	1.00	55	71

Average monthly yield *As of the end of the last day of the month

Texas CLASS Government Prior Month Comparison

Month End	Average Yield**	Month Ending Assets	Share Balance	Market Value	Amortized Cost	NAV	WAM (Reval)**	WAM (Final)**
Feb-20	1.61%	\$923,437,745	\$923,247,262	\$923,168,466	\$923,277,982	1.00	47	82
Mar-20	1.04%	\$1,061,577,895	1,060,466,430	\$1,076,925,147	\$1,075,235,682	1.00	48	87
Apr-20	0.53%	\$1,314,176,747	1,315,059,603	\$1,315,020,494	\$1,315,020,494	1.00	32	69

Average monthly yield *As of the end of the last day of the month

For the month of April 2020, the Program Administrator accrued fees of \$1,027,463.63 and had average share outstanding of 13,261,176,240.93 for Texas CLASS. For Texas CLASS Government, the Program Administrator accrued fees of \$104,924.0 and had average share outstanding of 1,117,735,463.62. The fees for both Texas CLASS and Texas CLASS Government are accrued on a daily basis by multiplying the investment property value by the applicable fee rate, and divided by 365 or 366 days in the event of a leap year. The investment property value shall be based on the current day's share outstanding. For weekend days and holidays, the shares outstanding for the previous business day will be utilized for the calculation of fees. The applicable fee rate is located in Exhibit F of the Eighth Amended and Restated Trust Agreement. The Program Administrator reserves the right to adjust fees listed in the Eighth Amended and Restated Trust Agreement. The monthly fee is the sum of all daily fee accruals for the month of April. The fees are paid monthly upon notification to the custodian bank. As of April 30, 2020 the fee for Texas CLASS was 9 basis points and the fee for Texas CLASS Government was 12 basis points.

- Both funds are rated "AAAm" by S&P Global Ratings.
- Net Asset Value for both funds from April 1 to April 30, 2020 (equal to \$1.00).
- The final maturity dates of all securities were less than one year.
- The custodian bank for Texas CLASS is Wells Fargo Bank.
- Total number of Participants is 809.
- There are currently no investments that have a stated maturity greater than one year.
- The portfolio manager for Texas CLASS is Neil Wood, CFP, and Nancy Phombia, CPA.
- All sources of payment are the underlying assets of the local government investment pool at market value.
- The Eighth Amended and Restated Trust Agreement was adopted by the Board of Trustees on April 8, 2019. You can access your copy of the Eighth Amended and Restated Trust Agreement by visiting our website at www.texasclass.com.

BOARD OF TRUSTEES

Mr. Steve Williams, Chairman
Asst. City Administrator/CFO City of Conroe

Ms. Amy Perez
Director of Financial Management, Harris County

Ms. Monika Arris
Director of Budget & Finance, Collin County

Mr. Mike Hagar
Asst. Supt. of Business & Finance, Alamo Heights ISD

Ms. Cindy Yeatts Brown
Treasurer, Denton County

Mr. Rodney Rhoades
Deputy Director - Admin. Services, North Texas Municipal Water Dist

Texas Class Government Rates April 2020									
Date	Daily Rate (%)	YTD Yield (%)	7-Day Yield (%)	WAM Days to Reset	WAM Days to Final	Daily Dividend	Net Asset Value (NAV)		
4/30/2020	0.4333	1.1940	0.4675	32	69	0.000011839372	1.00085		
4/29/2020	0.4376	1.2003	0.4756	33	70	0.000011957223	1.00083		
4/28/2020	0.4469	1.2067	0.4868	33	70	0.000012209022	1.00081		
4/27/2020	0.4925	1.2132	0.4972	37	78	0.000013456406	1.00089		
4/26/2020	0.4873	1.2193	0.5019	38	80	0.000013314586	1.00086		
4/25/2020	0.4873	1.2256	0.5077	38	80	0.000013314586	1.00086		
4/24/2020	0.4873	1.2321	0.5134	38	80	0.000013314587	1.00086		
4/23/2020	0.4901	1.2386	0.5192	38	80	0.000013390799	1.00088		
4/22/2020	0.5164	1.2452	0.5262	42	87	0.000014108604	1.00094		
4/21/2020	0.5191	1.2517	0.5300	43	88	0.000014184593	1.00092		
4/20/2020	0.5258	1.2583	0.5323	43	88	0.000014367473	1.00094		
4/19/2020	0.5275	1.2650	0.5339	44	85	0.000014413338	1.00091		
4/18/2020	0.5275	1.2717	0.5368	44	85	0.000014413338	1.00091		
4/17/2020	0.5275	1.2786	0.5396	44	85	0.000014413339	1.00091		
4/16/2020	0.5275	1.2857	0.5425	45	85	0.000014739900	1.00094		
4/15/2020	0.5429	1.2927	0.5436	45	86	0.000014834546	1.00090		
4/14/2020	0.5353	1.2998	0.5498	46	86	0.000014676499	1.00087		
4/13/2020	0.5371	1.3072	0.5511	46	87	0.000014674403	1.00090		
4/12/2020	0.5475	1.3147	0.5559	48	90	0.000014959993	1.00090		
4/11/2020	0.5475	1.3222	0.5584	48	90	0.000014959993	1.00090		
4/10/2020	0.5475	1.3299	0.5609	48	90	0.000014959994	1.00090		
4/9/2020	0.5475	1.3377	0.5634	48	90	0.000014959994	1.00090		
4/8/2020	0.5593	1.3457	0.5659	48	90	0.000015282019	1.00097		
4/7/2020	0.5713	1.3537	0.5667	48	91	0.000015607930	1.00095		
4/6/2020	0.5703	1.3617	0.5695	48	91	0.000015580995	1.00097		
4/5/2020	0.5651	1.3700	0.5696	50	93	0.000015439890	1.00094		
4/4/2020	0.5651	1.3785	0.5767	50	93	0.000015439890	1.00094		
4/3/2020	0.5651	1.3871	0.5829	50	93	0.000015439891	1.00094		
4/2/2020	0.5651	1.3960	0.5910	50	93	0.000015439893	1.00094		
4/1/2020	0.5651	1.4050	0.5982	47	90	0.000015439886	1.00095		

Texas Class Rates April 2020									
Date	Daily Rate (%)	YTD Yield (%)	7-Day Yield (%)	WAM Days to Reset	WAM Days to Final	Daily Dividend	Net Asset Value (NAV)		
4/30/2020	0.9751	1.5489	1.0236	55	71	0.000026662076	1.00087402		
4/29/2020	0.9929	1.5537	1.0358	53	69	0.000027128633	1.00104564		
4/28/2020	1.0055	1.5584	1.0461	53	68	0.000027472715	1.00097358		
4/27/2020	1.0354	1.5631	1.0548	53	69	0.000028288687	1.00096325		
4/26/2020	1.0521	1.5676	1.0611	54	70	0.000028746274	1.00092931		
4/25/2020	1.0521	1.5721	1.0684	54	70	0.000028746274	1.00092931		
4/24/2020	1.0521	1.5766	1.0757	54	70	0.000028746274	1.00092931		
4/23/2020	1.0603	1.5812	1.0830	54	70	0.000028746274	1.00092931		
4/22/2020	1.0651	1.5858	1.0900	55	71	0.000029101083	1.00085179		
4/21/2020	1.0667	1.5904	1.0971	55	71	0.000029101083	1.00073991		
4/20/2020	1.0790	1.5952	1.1062	53	70	0.000029489097	1.00096039		
4/19/2020	1.1034	1.5998	1.1129	53	70	0.000030146177	1.00088339		
4/18/2020	1.1034	1.6044	1.1169	53	70	0.000030146177	1.00088339		
4/17/2020	1.1034	1.6090	1.1210	53	70	0.000030146177	1.00088339		
4/16/2020	1.1034	1.6138	1.1250	53	70	0.000030146177	1.00088339		
4/15/2020	1.1151	1.6185	1.1282	54	71	0.000030467213	1.00077107		
4/14/2020	1.1303	1.6233	1.1316	54	72	0.000030888338	1.00073165		
4/13/2020	1.1258	1.6281	1.1355	52	71	0.000030760641	1.00023943		
4/12/2020	1.1316	1.6329	1.1398	53	72	0.000030917788	1.0002395		
4/11/2020	1.1316	1.6379	1.1386	53	72	0.000030917788	1.0002395		
4/10/2020	1.1316	1.6429	1.1413	53	72	0.000030917788	1.0002395		
4/9/2020	1.1316	1.6480	1.1441	53	72	0.000030917789	1.0002395		
4/8/2020	1.1390	1.6532	1.1492	52	71	0.000031201272	1.00075590		
4/7/2020	1.1432	1.6584	1.1561	50	69	0.000031234413	1.00069136		
4/6/2020	1.1422	1.6638	1.1639	48	68	0.000031207941	1.00069401		
4/5/2020	1.1509	1.6692	1.1736	46	67	0.000031445770	1.00039595		
4/4/2020	1.1509	1.6746	1.1851	46	67	0.000031445770	1.00039595		
4/3/2020	1.1509	1.6802	1.1965	46	67	0.000031445771	1.00039595		
4/2/2020	1.1671	1.6859	1.2080	46	67	0.000031888173	1.00024355		
4/1/2020	1.1876	1.6915	1.2215	45	66	0.000032447536	1.00042331		