





**CATHY CAMPBELL, CCT, CIO**

**BRAZORIA COUNTY TREASURER**

111 E. Locust, Room 305 Angleton, Texas 77515-4654  
979-864-1353 FAX 979-864-1680

Attached is the Monthly Treasurer's Report submitted by Cathy Campbell, Brazoria County Treasurer for the month of **MAY 2020**. This report is submitted in compliance with the Local Government Code Chapter 114, Chapter 2256 and Chapter 2257. This report contains:

Commissioners' Court Affidavit: 114.026 (d)  
Monies received and disbursed: 114.026 (a) (1)  
Pledged Securities Management Report: 2257.021  
Debts due to\* and owed by the county: 114.026 (a) (2)  
All other proceedings in the Treasurer's office: 114.026 (a) (3)  
Brazoria County general ledger fund activity: 114.026 (c)

Brazoria County Investment Portfolio for **MAY 2020**: 2256.023

\*Note: debts due to the County are reported to the Court by the collecting offices: 114.044.\*

"I CERTIFY THAT TO THE BEST OF MY KNOWLEDGE THE ATTACHED REPORTS ARE TRUE AND CORRECT."

A handwritten signature in blue ink that reads "Cathy Campbell".

Cathy Campbell, CCT, CIO  
Brazoria County Treasurer


MINUTES OF COUNTY FINANCES  
TREASURER'S MONTHLY REPORT  
AFFIDAVIT  
COMMISSIONERS' COURT JULY 14, 2020


BEFORE ME, the undersigned authority, a Notary Public in and for Brazoria County, Texas, on this day personally appeared the Members of Brazoria County Commissioners' Court and who after being duly sworn upon their oaths do hereby state as follows:

The requirements of Subsection (c) of the Texas Local Government Code §114.026 have been met and that we have reviewed and examined the Monthly Report of: **CATHY CAMPBELL**, Treasurer of Brazoria County, Texas for **MAY 2020**.


Further, having taken reasonable steps to ensure its accuracy as presented, approve the report and enter this order into the minutes which state total cash and other assets in the custody of the County Treasurer at the time of the examination to be **\$180,276,362.94**.


The Treasurer's report and this affidavit will be published on the Brazoria County website.

  
\_\_\_\_\_  
L. M. "Matt" Sebesta, Jr.  
County Judge


  
\_\_\_\_\_  
Donald W. "Dude" Payne  
Commissioner Precinct 1


  
\_\_\_\_\_  
Ryan Cade  
Commissioner Precinct 2

  
\_\_\_\_\_  
Stacy L. Adams  
Commissioner Precinct 3

  
\_\_\_\_\_  
David R. Linder  
Commissioner Precinct 4

SUBSCRIBED AND SWORN TO BEFORE ME THIS 14TH DAY OF JULY, 2020.

  
\_\_\_\_\_  
Notary Public in and for Brazoria County, Texas  
My Commission Expires: Oct. 22, 2020





**BRAZORIA COUNTY Bank Account Activity and Interest Report for MAY 2020**

Account	Ending Bank Balance 04/30/2020	Deposits and Other Credits Received	Checks and Other Debits Disbursed	Ending Bank Balance 05/31/2020	MONTHLY Interest Earned	Interest Rate
<b>FIRST NATIONAL BANK OF LAKE JACKSON</b>						
Tax Assessor/Collector GOVPAY Acct	385,308.06	803,764.93	(466,524.29)	722,548.70	278.50	0.70
Tax Assessor/Collector Veh Inventory Prop Tax	590,129.86	209,789.97	(23,527.63)	776,392.20	424.90	0.70
Payroll	2,064,001.23	9,472,045.35	(10,106,991.32)	1,429,055.26	1,254.04	0.70
Operating	18,057,991.04	19,341,418.02	(25,516,019.66)	11,883,389.40	10,400.25	0.70
Jury Fund	315,548.00	100.00	(4,595.00)	311,053.00	210.36	0.70
Tax Assessor/Collector Boat Sales Tax *	3,834.19	48,007.03	(35,935.43)	15,905.79	7.34	0.70
County Clerk Trust Fund	7,550,832.52	6,389.69	(327,654.30)	7,229,567.91	4,361.63	0.70
District Clerk Trust Fund	1,706,767.67	594,208.54	(64,766.68)	2,236,209.53	1,048.01	0.70
Tax Assessor/Collector Motor Vehicle Acct	1,067,425.17	6,457,850.56	(5,685,354.20)	1,839,921.53	816.32	0.70
Tax Assessor/Collector Boat Collections	27,941.34	76,468.54	(50,029.00)	54,380.88	20.25	0.70
Tax Assessor/Collector Sales Tax Account *	372,164.97	4,214,586.89	(4,058,553.85)	528,198.01	457.26	0.70
Sheriff Barber Shop Education Training Program *	76,590.47	227.07		76,817.54	45.57	0.70
Comptroller Direct Deposit	820,371.88	3,131,665.29	(3,397,948.26)	554,088.91	626.53	0.70
Sheriff's Dept Narcotic Unit-Operations	7,569.54	6,000.00	(6,230.00)	7,339.54	3.40	0.70
Comm. Super & Corrections Dept. Restitution Acct	130,432.96	41,670.03	(27,711.01)	144,391.98	83.02	0.70
District Atty Check Collection Account	14,399.34	7,196.91	(94.40)	21,501.85	10.46	0.70
Tax Assessor/Collector Tax Account	3,695,034.58	57,883,251.56	(58,217,815.65)	3,360,470.49	2,326.00	0.70
Employee Benefit Trust Fund *	4,947,426.79	1,651,732.50	(1,971,514.49)	4,627,644.80	3,078.77	0.70
Investment Acct	-	4,017,171.66	(4,017,171.66)	0.00	307.50	0.70
Credit Card Account	165,489.69	525,851.66	(607,362.92)	83,978.43	104.78	0.70
E-Filing / E-Recording	129,656.05	323,725.45	(372,185.15)	81,196.35	71.06	0.70
Parks Credit Card	15,436.00	78,393.65	(69,874.65)	23,955.00	14.68	0.70
Juvenile Restitution Account	2,073.01	2,697.29	(1,184.14)	3,586.16	1.85	0.70
TouchPay Credit Card	44,996.07	74,416.26	(101,708.43)	17,703.90	19.10	0.70
<b>First National Bank of Lake Jackson Totals</b>	<b>42,191,420.43</b>	<b>108,968,628.85</b>	<b>(115,130,752.12)</b>	<b>36,029,297.16</b>	<b>25,971.58</b>	


**TOTAL Interest Earning Accounts EOM Balance**

**36,029,297.16**

Non-int bearing Accts at the bank: Sheriff, County and District Clerks Cash Bonds; TCDBG-IKE; Inmate Trusts; TCEQ and Bail Bond Sec

**1,256,134.87**  
**37,285,432.03**

This report is presented in accordance with The Texas Government Code Title 4 Sec. 114.026 (a)(1) and I certify that to the best of my knowledge the above is the true and correct cash balance remaining in the Treasurer's custody.



Cathy Campbell, CGT, CIO  
Brazoria County Treasurer





**CATHY CAMPBELL, CCT, CIO**

**BRAZORIA COUNTY TREASURER**

111 E. Locust, Room 305    Angleton, Texas 77515-4654  
979-864-1353    FAX 979-864-1680

Attached is a copy of the management reports for the securities that were pledged to Brazoria County by First National Bank of Lake Jackson and Wells Fargo Bank for the month of **MAY 2020**.

"I CERTIFY THAT TO THE BEST OF MY KNOWLEDGE THE ATTACHED REPORTS ARE TRUE AND CORRECT."

A handwritten signature in blue ink that reads "Cathy Campbell". The signature is written over a horizontal line.

Cathy Campbell, CCT, CIO  
Brazoria County Treasurer

# Reportfolio

First National Bank of Lake Jackson, Lake Jackson, T  
 Published: 5/29/2020 11:19:23 AM

Management Report  
 Pledged To: BRAZORIA COUNTY

Date: 31-May-20  
 Page: 18  
 Section V-C

Code	Cusip Trans#	Description Maturity	Prerfund	Pool Coupon	Moody StdPoor	Original Face	Pledged Original Face Value	Pledged Par Value	Pledged Book Value	Pledged Market Value
		FAS 115								
<b>Total Pledged 129 To: BRC BRAZORIA COUNTY</b>										
		\$0.00	Munis with Maturity Under 2 Years			\$2,024,045.85		\$75,723,965.67	\$76,123,064.57	\$79,131,735.54
		\$0.00	Munis with Maturity Over 2 Years			\$73,699,919.82				

Other securities with Stated Maturity Under 2 Years  
 Other securities with Stated Maturity Over 2 Years

\*\* If no data is shown, then there are no pledges for the current period.



Public Funds Collateral Management Team  
 333 Market St 4th Floor  
 San Francisco, CA 94105-2100  
 Phone: 1-877-479-6603  
 publicfundscollateral@wellsfargo.com

# PUBLIC FUNDS

## STATEMENT PERIOD

05/01/2020 - 05/31/2020

XNPBFMDTCC 1 000529



**BRAZORIA COUNTY**  
 CATHY CAMPBELL  
 111 E. LOCUST, SUITE 305  
 ANGLETON, TX 77515

## DAILY COLLATERAL REPORT

Date	Deposit Total	FDIC Insurance	Total Deposits Requiring Collateral	Collateral Value	Required Collateral Level	Collateral Value vs. Required Collateral
05/01/2020	120.68	120.68	0.00	0.00	0.00	0.00
05/02/2020	120.68	120.68	0.00	0.00	0.00	0.00
05/03/2020	120.68	120.68	0.00	0.00	0.00	0.00
05/04/2020	120.68	120.68	0.00	0.00	0.00	0.00
05/05/2020	120.68	120.68	0.00	0.00	0.00	0.00
05/06/2020	120.68	120.68	0.00	0.00	0.00	0.00
05/07/2020	120.68	120.68	0.00	0.00	0.00	0.00
05/08/2020	120.68	120.68	0.00	0.00	0.00	0.00
05/09/2020	120.68	120.68	0.00	0.00	0.00	0.00
05/10/2020	120.68	120.68	0.00	0.00	0.00	0.00
05/11/2020	120.68	120.68	0.00	0.00	0.00	0.00
05/12/2020	120.68	120.68	0.00	0.00	0.00	0.00
05/13/2020	120.68	120.68	0.00	0.00	0.00	0.00
05/14/2020	120.68	120.68	0.00	0.00	0.00	0.00
05/15/2020	120.68	120.68	0.00	0.00	0.00	0.00
05/16/2020	120.68	120.68	0.00	0.00	0.00	0.00
05/17/2020	120.68	120.68	0.00	0.00	0.00	0.00
05/18/2020	120.68	120.68	0.00	0.00	0.00	0.00
05/19/2020	120.68	120.68	0.00	0.00	0.00	0.00
05/20/2020	120.69	120.69	0.00	0.00	0.00	0.00
05/21/2020	120.69	120.69	0.00	0.00	0.00	0.00
05/22/2020	120.69	120.69	0.00	0.00	0.00	0.00
05/23/2020	120.69	120.69	0.00	0.00	0.00	0.00
05/24/2020	120.69	120.69	0.00	0.00	0.00	0.00
05/25/2020	120.69	120.69	0.00	0.00	0.00	0.00
05/26/2020	120.69	120.69	0.00	0.00	0.00	0.00
05/27/2020	120.69	120.69	0.00	0.00	0.00	0.00
05/28/2020	120.69	120.69	0.00	0.00	0.00	0.00
05/29/2020	120.69	120.69	0.00	0.00	0.00	0.00
05/30/2020	120.69	120.69	0.00	0.00	0.00	0.00
05/31/2020	120.69	120.69	0.00	0.00	0.00	0.00

XNPBFMDTCC 000529 NNNNNNNNNNNN NNN NNN 001 002 002079 21652153.1





**Brazoria County Bond Payments - May 2020**

	<u>INTEREST</u>	<u>PRINCIPAL</u>	<u>BAB SUBSIDY</u>	<u>TOTAL</u>
Series 2012 - Certificates of Obligation	0.00	0.00	0.00	0.00
Series 2012 - Unlimited Tax Road Bonds	0.00	0.00		0.00
Series 2016 - Unlimited Tax Refunding Bonds	0.00	0.00		0.00
Series 2016 - Limited Tax Refunding Bonds	0.00	0.00		0.00
Series 2018 -Certificates of Obligation	0.00	0.00		0.00
Series 2018 - Unlimited Tax Refunding Bonds	0.00	0.00		0.00
Series 2020 -Unlimited Tax Refunding (2010B BAB) Bonds	0.00	0.00		0.00
<b>TOTAL PAYMENTS</b>	0.00	0.00	0.00	0.00

**The following pages show the remaining bond payments to be made by Brazoria County.**

This report is presented in accordance with The Texas Government Code Title 4 Sec. 114.026 (a)(2)

Cathy Campbell, CCT, CIO  
Brazoria County Treasurer

**BRAZORIA COUNTY, TEXAS**  
**Series 2012 - Certificates of Obligation**  
**Remaining Payment Schedule**

FISCAL YEAR	INTEREST 1-Mar	PRINCIPAL 1-Mar	INTEREST 1-Sep	TOTAL PAYMENT
2020			477,575.00	477,575.00
2021	477,575.00	1,350,000.00	443,825.00	2,271,400.00
2022	443,825.00	1,420,000.00	408,325.00	2,272,150.00
2023	408,325.00	1,495,000.00	370,950.00	2,274,275.00
2024	370,950.00	1,570,000.00	331,700.00	2,272,650.00
2025	331,700.00	1,650,000.00	290,450.00	2,272,150.00
2026	290,450.00	1,735,000.00	247,075.00	2,272,525.00
2027	247,075.00	1,825,000.00	201,450.00	2,273,525.00
2028	201,450.00	1,920,000.00	153,450.00	2,274,900.00
2029	153,450.00	2,000,000.00	118,450.00	2,271,900.00
2030	118,450.00	2,075,000.00	82,137.50	2,275,587.50
2031	82,137.50	2,145,000.00	44,600.00	2,271,737.50
2032	44,600.00	2,230,000.00		2,274,600.00
	3,169,987.50	21,415,000.00	3,169,987.50	27,754,975.00

**Debt History:**  
Date of Receipt 26-Jul-12  
Amount of Issue \$25,115,000.00  
True Int Cost 3.380%

**Paying Agent:**  
U.S. Bank  
ABA routing # 091000022  
St. Paul, MN 55486-2639

**BRAZORIA COUNTY, TEXAS**  
**Series 2012 - Unlimited Tax Road Bonds**  
**Remaining Payment Schedule**

FISCAL YEAR	INTEREST 1-Mar	PRINCIPAL 1-Mar	INTEREST 1-Sep	TOTAL PAYMENT
2020			95,400.00	95,400.00
2021	95,400.00	420,000.00	89,100.00	604,500.00
2022	89,100.00	430,000.00	82,650.00	601,750.00
2023	82,650.00	445,000.00	75,975.00	603,625.00
2024	75,975.00	465,000.00	69,150.00	600,125.00
2025	69,150.00	470,000.00	62,100.00	601,250.00
2026	62,100.00	485,000.00	54,825.00	601,925.00
2027	54,825.00	500,000.00	47,012.50	601,837.50
2028	47,012.50	515,000.00	38,643.75	600,656.25
2029	38,643.75	535,000.00	29,950.00	603,593.75
2030	29,950.00	550,000.00	20,668.75	600,618.75
2031	20,668.75	570,000.00	10,693.75	601,362.50
2032	10,693.75	590,000.00		600,693.75
	676,168.75	5,965,000.00	676,168.75	7,317,337.50

**Debt History:**  
Date of Receipt 26-Jul-12  
Amount of Issue \$8,575,000.00  
True Int cost 3.120%

**Paying Agent:**  
U.S. Bank  
ABA routing # 091000022  
St. Paul, MN 55486-2639

**BRAZORIA COUNTY, TEXAS**  
**Series 2016 - Limited Tax Refunding Bonds**  
**Remaining Payment Schedule**

FISCAL YEAR	INTEREST 1-Mar	PRINCIPAL 1-Mar	INTEREST 1-Sep	TOTAL PAYMENT
2020			113,225.00	113,225.00
2021	113,225.00	625,000.00	103,850.00	842,075.00
2022	103,850.00	905,000.00	85,750.00	1,094,600.00
2023	85,750.00	945,000.00	66,850.00	1,097,600.00
2024	66,850.00	980,000.00	47,250.00	1,094,100.00
2025	47,250.00	1,025,000.00	26,750.00	1,099,000.00
2026	26,750.00	1,070,000.00		1,096,750.00
	443,675.00	5,550,000.00	443,675.00	6,437,350.00

**Debt History:**  
 Date of Receipt 28-Jan-16  
 Amount of Issue \$8,125,000.00  
 True Int cost 2.207%

**Paying Agent:**  
 U.S. Bank  
 ABA routing # 091000022  
 St. Paul, MN 55486-2639

Refunding Series 2006 Certificate of Obligation

**BRAZORIA COUNTY, TEXAS**  
**Series 2016 - Unlimited Tax Refunding Bonds**  
**Remaining Payment Schedule**

FISCAL YEAR	INTEREST 1-Mar	PRINCIPAL 1-Mar	INTEREST 1-Sep	TOTAL PAYMENT
2020			133,100.00	133,100.00
2021	133,100.00	505,000.00	125,525.00	763,625.00
2022	125,525.00	860,000.00	108,325.00	1,093,850.00
2023	108,325.00	900,000.00	90,325.00	1,098,650.00
2024	90,325.00	935,000.00	71,625.00	1,096,950.00
2025	71,625.00	975,000.00	52,125.00	1,098,750.00
2026	52,125.00	1,015,000.00	26,750.00	1,093,875.00
2027	26,750.00	1,070,000.00	0.00	1,096,750.00
	607,775.00	6,260,000.00	607,775.00	7,475,550.00

**Debt History:**  
 Date of Receipt 28-Jan-16  
 Amount of Issue \$8,425,000.00  
 True Int cost 2.376%

**Paying Agent:**  
 U.S. Bank  
 ABA routing # 091000022  
 St. Paul, MN 55486-2639

Refunding Series 2006 Unlimited Tax Road Bonds



**BRAZORIA COUNTY**  
Certificates of Obligation  
Series 2018  
Payment Schedule

FISCAL YEAR	INTEREST 1-Mar	PRINCIPAL 1-Mar	INTEREST 1-Sep	TOTAL PAYMENT
2020			185,575.00	185,575.00
2021	185,575.00	290,000.00	178,325.00	653,900.00
2022	178,325.00	305,000.00	170,700.00	654,025.00
2023	170,700.00	320,000.00	162,700.00	653,400.00
2024	162,700.00	335,000.00	154,325.00	652,025.00
2025	154,325.00	355,000.00	145,450.00	654,775.00
2026	145,450.00	370,000.00	136,200.00	651,650.00
2027	136,200.00	390,000.00	126,450.00	652,650.00
2028	126,450.00	410,000.00	116,200.00	652,650.00
2029	116,200.00	430,000.00	105,450.00	651,650.00
2030	105,450.00	455,000.00	94,075.00	654,525.00
2031	94,075.00	475,000.00	82,200.00	651,275.00
2032	82,200.00	500,000.00	69,700.00	651,900.00
2033	69,700.00	525,000.00	59,200.00	653,900.00
2034	59,200.00	545,000.00	48,300.00	652,500.00
2035	48,300.00	570,000.00	36,900.00	655,200.00
2036	36,900.00	590,000.00	25,100.00	652,000.00
2037	25,100.00	615,000.00	12,800.00	652,900.00
2038	12,800.00	640,000.00	0.00	652,800.00
	1,909,650.00	8,120,000.00	1,909,650.00	11,939,300.00

**Debt History:**  
Date of Receipt August 23, 2018  
Amount of Issue \$8,120,000.00  
Last Maturity March 01, 2038  
True Interest Cost 3.496221%

**Paying Agent:**  
U.S. Bank  
ABA routing # 091000022  
St. Paul, MN 55486-2639

**BRAZORIA COUNTY**  
Unlimited Tax Refunding Bonds  
Series 2018  
Payment Schedule

FISCAL YEAR	INTEREST 1-Mar	PRINCIPAL 1-Mar	INTEREST 1-Sep	TOTAL PAYMENT
2020			92,625.00	92,625.00
2021	92,625.00	390,000.00	82,875.00	565,500.00
2022	82,875.00	405,000.00	72,750.00	560,625.00
2023	72,750.00	425,000.00	62,125.00	559,875.00
2024	62,125.00	445,000.00	51,000.00	558,125.00
2025	51,000.00	475,000.00	39,125.00	565,125.00
2026	39,125.00	495,000.00	26,750.00	560,875.00
2027	26,750.00	520,000.00	13,750.00	560,500.00
2028	13,750.00	550,000.00		563,750.00
	441,000.00	3,705,000.00	441,000.00	4,587,000.00

Refunded Series 2008 Unlimited Tax Road Bonds

**Debt History:**  
Date of Receipt August 23, 2018  
Amount of Issue \$4,415,000.00  
Last Maturity March 01, 2028  
True Interest Cost 2.647974%

**Paying Agent:**  
U.S. Bank  
ABA routing # 091000022  
St. Paul, MN 55486-2639

**BRAZORIA COUNTY**  
**Unlimited Tax Road Refunding Bonds**  
**Series 2020**  
**Payment Schedule**

FISCAL YEAR	INTEREST 1-Mar	PRINCIPAL 1-Mar	INTEREST 1-Sep	TOTAL PAYMENT
2020			297,933.37	297,933.37
2021	246,000.00	785,000.00	226,375.00	1,257,375.00
2022	226,375.00	825,000.00	205,750.00	1,257,125.00
2023	205,750.00	860,000.00	184,250.00	1,250,000.00
2024	184,250.00	910,000.00	161,500.00	1,255,750.00
2025	161,500.00	950,000.00	137,750.00	1,249,250.00
2026	137,750.00	995,000.00	112,875.00	1,245,625.00
2027	112,875.00	1,050,000.00	86,625.00	1,249,500.00
2028	86,625.00	1,100,000.00	59,125.00	1,245,750.00
2029	59,125.00	1,155,000.00	30,250.00	1,244,375.00
2030	30,250.00	1,210,000.00		1,240,250.00
	1,450,500.00	9,840,000.00	1,502,433.37	12,792,933.37

**Debt History:**  
Date of Receipt January 23, 2020  
Amount of Issue \$9,840,000.00  
Last Maturity March 01, 2030  
True Interest Cost 1.720776%

**Paying Agent:**  
U.S. Bank  
ABA routing # 091000022  
St. Paul, MN 55486-2639

Refunded: 2010B Unlimited Tax Rd Bonds, (Build America Bonds)

**BRAZORIA COUNTY TOLL ROAD AUTHORITY**  
**Limited Contract Tax and Subordinate Lien Toll Road Revenue Bonds**  
 Series 2017A  
**Payment Schedule**

FISCAL YEAR	INTEREST 1-Mar	PRINCIPAL 1-Mar	TOTAL PAYMENT	Estimated Monthly Installment Due to US BANK
2017			294,686.00	294,686.00
2018	768,750.00		1,537,600.00	128,125.00
2019	768,750.00		1,537,600.00	128,125.00
2020	768,750.00		1,537,600.00	128,125.00
2021	768,750.00		1,537,600.00	128,125.00
2022	768,750.00		1,537,600.00	128,125.00
2023	768,750.00		1,537,600.00	128,125.00
2024	768,750.00		1,537,600.00	128,125.00
2025	768,750.00		1,537,600.00	128,125.00
2026	1,035,750.00		2,071,500.00	172,625.00
2027	1,302,750.00		2,605,500.00	217,125.00
2028	1,569,750.00	1,550,000.00	3,119,750.00	259,625.00
2029	1,836,750.00	1,550,000.00	3,386,750.00	283,125.00
2030	2,103,750.00	1,550,000.00	3,653,750.00	306,625.00
2031	2,370,750.00	1,550,000.00	3,920,750.00	330,125.00
2032	2,637,750.00	1,550,000.00	4,187,750.00	353,625.00
2033	2,904,750.00	1,550,000.00	4,454,750.00	377,125.00
2034	3,171,750.00	1,550,000.00	4,721,750.00	400,625.00
2035	3,438,750.00	1,550,000.00	4,988,750.00	424,125.00
2036	3,705,750.00	1,550,000.00	5,255,750.00	447,625.00
2037	3,972,750.00	1,550,000.00	5,522,750.00	471,125.00
2038	4,239,750.00	1,550,000.00	5,789,750.00	494,625.00
2039	4,506,750.00	1,550,000.00	6,056,750.00	518,125.00
2040	4,773,750.00	1,550,000.00	6,323,750.00	541,625.00
2041	5,040,750.00	1,550,000.00	6,590,750.00	565,125.00
2042	5,307,750.00	1,550,000.00	6,857,750.00	588,625.00
2043	5,574,750.00	1,550,000.00	7,124,750.00	612,125.00
2044	5,841,750.00	1,550,000.00	7,391,750.00	635,625.00
2045	6,108,750.00	1,550,000.00	7,658,750.00	659,125.00
2046	6,375,750.00	1,550,000.00	7,925,750.00	682,625.00
2047	6,642,750.00	1,550,000.00	8,192,750.00	706,125.00
2048	6,909,750.00	1,550,000.00	8,459,750.00	729,625.00
2049	7,176,750.00	1,550,000.00	8,726,750.00	753,125.00
			<b>111,398,289.00</b>	

28,874,893.50  
 53,598,314.00  
 17,150,000.00  
 17,000,000.00  
 19,688,313.00  
**63,838,313.00**

Series 2017A Serial Current Interest Bonds (CIBs)  
 Series 2017A Current Interest Term Bonds (CIBs)  
 Series 2017A Convertible Capital Appreciation Bonds (CABs)

**Debt History:**  
 Date of Receipt 22-Jun-17  
 Amount of Issue \$53,838,313.00

**Paying Agent:**  
 U.S. Bank  
 ABA routing # 091000022  
 St. Paul, MN 55486-2639  
 BRAZORITCIB

Brazoria County Toll Road Authority Limited Contract Tax and Subordinate Lien  
 Toll Road Revenue Bonds, Series 2017A CIB

\*Int due from closing to Sept 2017 debt payment, then monthly installments to US Bank thereafter begin Sept 2017  
 Int calculations include compounded interest from Series 2017A Convertible CABs.

**BRAZORIA COUNTY TOLL ROAD AUTHORITY**  
**Limited Contract Tax and Subordinate Lien Toll Road Revenue Refunding Bonds**  
 Series 2020  
**Payment Schedule**

FISCAL YEAR	INTEREST 1-Mar	PRINCIPAL 1-Mar	TOTAL PAYMENT	Estimated Monthly Installment Due to US BANK
2020			662,797.00	110,466.17
2021	624,625.00		1,249,250.00	104,104.17
2022	624,625.00		1,249,250.00	104,104.17
2023	624,625.00		1,249,250.00	104,104.17
2024	624,625.00		1,249,250.00	104,104.17
2025	624,625.00		1,249,250.00	104,104.17
2026	624,625.00		1,249,250.00	104,104.17
2027	610,875.00	550,000.00	1,160,875.00	148,791.67
2028	596,375.00	610,000.00	1,206,375.00	148,937.50
2029	581,875.00	670,000.00	1,251,875.00	149,083.33
2030	567,375.00	730,000.00	1,297,375.00	149,229.17
2031	552,875.00	790,000.00	1,342,875.00	149,375.00
2032	538,375.00	850,000.00	1,388,375.00	149,520.83
2033	523,875.00	910,000.00	1,433,875.00	149,666.67
2034	509,375.00	970,000.00	1,479,375.00	149,812.50
2035	494,875.00	1,030,000.00	1,524,875.00	149,958.33
2036	480,375.00	1,090,000.00	1,570,375.00	150,104.17
2037	465,875.00	1,150,000.00	1,615,875.00	150,250.00
2038	451,375.00	1,210,000.00	1,661,375.00	150,395.83
2039	436,875.00	1,270,000.00	1,706,875.00	150,541.67
2040	422,375.00	1,330,000.00	1,752,375.00	150,687.50
2041	407,875.00	1,390,000.00	1,797,875.00	150,833.33
2042	393,375.00	1,450,000.00	1,843,375.00	150,979.17
2043	378,875.00	1,510,000.00	1,888,875.00	151,125.00
2044	364,375.00	1,570,000.00	1,934,375.00	151,270.83
2045	349,875.00	1,630,000.00	1,979,875.00	151,416.67
2046	335,375.00	1,690,000.00	2,025,375.00	151,562.50
2047	320,875.00	1,750,000.00	2,070,875.00	151,708.33
2048	306,375.00	1,810,000.00	2,116,375.00	151,854.17
2049	291,875.00	1,870,000.00	2,161,875.00	151,999.17
			<b>49,810,922.00</b>	

12,359,875.00  
 24,985,000.00  
**12,432,047.00**

**Debt History:**  
 Date of Receipt 2-Feb-20  
 Amount of Issue \$24,985,000.00

**Paying Agent:**  
 U.S. Bank  
 ABA routing # 091000022  
 St. Paul, MN 55486-2639

Refunded: Brazoria County Toll Road Authority Limited Contract Tax and Subordinate Lien  
 Toll Road Revenue Bonds, Series 2017B BANS

PTreasBrazoria County Toll Road Authority BCTRA Debt Serv Bond schedule and wnetBCTRA Debt Service Payment Schedule.x  
 Prepared by Cathy Campbell, CCT, CIO Brazoria County Treasurer





CATHY CAMPBELL, CCT, CIO  
BRAZORIA COUNTY TREASURER

## Brazoria County Treasurer's Office Proceedings for May 2020

Activity	Count		Amount
Cash receipts issued:	105	\$	420,134.24
HMGP Application payments processed	2	\$	550.00
Treasurer Deposits processed:	60	\$	197,375.65
Healthcare Invoices processed:	15	\$	1,913,850.28
Retiree premium payments processed:	336	\$	45,000.00
<65 Retiree Prepaid 401h reimbursements processed:	99	\$	29,205.00
>65 Retiree Prepaid 401h reimbursements processed:	249	\$	47,425.00
Wire transfers executed:	90	\$	39,357,551.18
Toll Road Wires executed:	10	\$	1,125,519.92
EFT files processed:	17	\$	9,735,721.19
Accounts Payable checks printed and distributed:	1203	\$	7,071,749.00
Jury checks printed and distributed:	28	\$	2,008.00
BCCSCD checks printed and distributed:	92	\$	34,152.97
Payroll checks printed and distributed:	39	\$	88,448.89
Payroll advices printed and distributed (est.):	700	\$	-
Stop payments issued:	36	\$	81,484.30
Positive Pay files processed:	25		
Brazo general ledger journal entries posted:	163		
Toll Road general ledger journal entries posted:	32		
Reports to State	2		
Bank Reconciliations	19		
EFT Set ups and/or changes	3		
DA Discovery payments taken-credit cards	55		
DA Discovery payments taken-checks/cash	99		

Submitted for compliance with Local Government Code Sec. 114.026 subsection (a)(3)  
I certify to the best of my knowledge the above information is true and correct.

Cathy Campbell, CCT,CIO  
Brazoria County Treasurer



**Brazoria County General Ledger Fund Balance Activity**  
**May 1, 2020 - May 31, 2020**

General Ledger Fund balances are of the last day of the month and may not include all journal entries and adjustments for that month.  
 Bank accounts have been reconciled or, are in the process of being reconciled to general ledger since this report was generated.  
 Submitted for compliance with Local Government Code Sec. 114.026 subsection (c)

Fund	Cash				Investments			
	Opening GL Balance	GL Debit	GL Credit	GL Ending Balance	Opening GL Balance	GL Debit	GL Credit	GL Ending Balance
10000 - General Fund	\$19,410,432.26	\$88,067,040.50	-\$96,359,013.18	\$11,118,459.58	\$109,481,581.11	\$28,211,216.68	-\$24,000,153.60	\$113,692,644.19
10100 - General Fund - Construction	-\$377,219.74	\$377,219.74	-\$381,095.26	-\$381,095.26				
10200 - Juv Prob Fees	\$85,473.22	\$4,317.64	-\$2,876.97	\$86,913.89				
10300 - Unclaimed Juvenile Restitution	\$11,170.46	\$0.00	\$0.00	\$11,170.46				
10400 - Env Health-Retail Food Permits	\$41,838.16	\$25,945.55	-\$31,661.70	\$36,122.01				
10500 - District Clerk Contingency	\$430,191.84	\$2,435.70	-\$1,232.04	\$431,395.50	\$267,643.14	\$61.05	\$0.00	\$267,704.19
10600 - Fire Training Field	\$25,138.39	\$0.00	-\$437.09	\$24,701.30				
10700 - Parks Special Events	\$14,983.35	\$360.00	-\$1,972.00	\$13,371.35				
10710 - Parks SFA Special Projects	\$2,365.97	\$0.00	\$0.00	\$2,365.97				
10850 - CPS-Donations	\$21,878.24	\$80.00	\$0.00	\$21,958.24				
10900 - CPS-Bikes & Bears	\$116.59	\$0.00	\$0.00	\$116.59				
20000 - Road and Bridge Non-Construct	-\$2,944,985.10	\$9,467,932.88	-\$4,181,334.65	\$2,341,613.13	\$33,725,926.75	\$15,062.42	-\$8,000,000.00	\$25,740,989.17
20500 - Road and Bridge Construction	\$12,254.16	\$658,278.53	-\$662,461.42	\$8,071.27				
30000 - USDA-WIC								
30100 - TDSHS Women Infants & Children	-\$220,164.35	\$225,340.71	-\$245,875.77	-\$240,699.41				
30200 - USDA-WIC Peer Counseling								
30300 - USDA-WIC Registered Diet								
30400 - USDA-WIC Lactation Reimb.								
30500 - HHS-PPCPS-CRI								
30502 - HHS-PPCPS-CRI	-\$8,826.35	\$32,096.51	-\$36,171.42	-\$12,901.26				
30600 - HHS-RLSS-LPHS	-\$7,168.76	\$8,147.15	-\$8,260.80	-\$7,282.41				
30700 - HHS-PPCPS-HAZARDS								
30701 - HHS-CPS/HCID-PHEP								
30702 - HHS-CPS/UNIQUE								
30705 - HHS-PPCPS-HAZARDS	-\$23,742.74	\$73,903.04	-\$86,078.34	-\$35,918.04				
30706 - 2017 Hur Public Hlth Crisis R	-\$52,914.77	\$0.03	-\$2.16	-\$52,916.90				
30707 - COVID-19 Health Grant	-\$3,858.90	\$6,309.51	-\$20,198.85	-\$17,748.24				
30710 - HHS-INFECTIOUS_DIS_CONTRL_UNIT	-\$7,790.73	\$27,870.27	-\$31,692.32	-\$11,612.78				
30800 - HHS-CPS-Title IV-E-FCM	-\$77,248.24	\$22,705.85	-\$16,978.27	-\$71,520.66				
30850 - HHS-CPS-Title IV-E Legal Svcs	-\$217,511.25	\$29,182.29	-\$64,460.09	-\$252,789.05				
30900 - HHS-TJPC-Title IV-E FosterCare								
31100 - DHS-Repetitive Flood Claims								
31300 - DHS-Buffer Zone Protection	\$14,105.04	\$0.00	\$0.00	\$14,105.04				
31500 - DHS-St Homeland Sec-UASI	-\$38,823.39	\$77,740.63	-\$76,627.14	-\$37,709.90				
31600 - DHS-St Homeland Security								
32005 - HUD-FY05-Section 8 Housing-ADM	\$34,649.58	\$0.00	\$0.00	\$34,649.58				
32006 - HUD-FY06-Section 8 Housing-ADM	\$110,025.68	\$0.00	\$0.00	\$110,025.68				
32007 - HUD-FY07-Section 8 Housing-ADM	\$19,892.07	\$0.00	\$0.00	\$19,892.07				
32008 - HUD-FY08-Section 8 Housing-ADM	\$39,336.31	\$0.00	\$0.00	\$39,336.31				
32009 - HUD-FY09-Section 8 Housing-ADM	\$86,270.39	\$0.00	\$0.00	\$86,270.39				
32010 - HUD-FY10-Section 8 Housing-ADM	\$125,001.18	\$0.00	\$0.00	\$125,001.18				
32011 - HUD-FY11-Section 8 Housing-ADM	\$93,684.27	\$0.00	\$0.00	\$93,684.27				
32012 - HUD-FY12-Section 8 Housing-ADM	\$37,169.17	\$0.00	\$0.00	\$37,169.17				
32013 - Section8-Adm	\$501,725.65	\$0.00	\$0.00	\$501,725.65				
32019 - HUD-2019-Section 8 Housing-ADM	-\$48,810.96	\$181.56	-\$176.08	-\$48,805.48				
32020 - HUD-2020-Section 8 Housing-ADM	\$14,421.98	\$355,762.27	-\$243,832.81	\$126,351.44				
32113 - Section 8-HAP	\$197.00	\$0.00	\$0.00	\$197.00				
32119 - HUD-2019-Section 8 Housing-HAP	\$19,975.68	\$50.00	\$0.00	\$20,025.68				
32120 - HUD-2020-Section 8 Housing-HAP	\$88,683.04	\$650,788.00	-\$635,199.00	\$104,272.04				
32211 - HUD-CDBG-2011								
32212 - HUD-CDBG-PY2012								
32213 - CDBG	-\$188,431.56	\$813,675.45	-\$811,712.16	-\$186,468.27				
32214 - HOME	\$65,063.30	\$26,217.73	-\$44,434.86	\$46,846.18				
32215 - ESG	-\$3,936.58	\$7,643.93	-\$33,964.34	-\$30,256.99				
32600 - HUD-Texas CDBG								
32610 - HUD-2016 Flood GLO	-\$123,804.81	\$9,668.07	-\$18,627.59	-\$132,764.33				
32620 - HUD-Harvey GLO	-\$8,121.45	\$102.75	-\$261.71	-\$8,280.41				
33200 - USDOJ-Crime Vict Assist-VOCA	-\$21,006.60	\$38,005.17	-\$34,135.24	-\$17,136.66				
33250 - USDOJ-CSCD-Victim Svcs Prg								
33251 - USDOJ-CSCD-VSP	-\$1,831.83	\$1,831.82	-\$1,831.83	-\$1,831.84				
33300 - USDOJ-Drug Court Program	\$10,051.81	\$3,773.26	-\$14,750.89	-\$925.82				
33310 - USDOJ-DWI Court Program	\$7,967.86	\$22,657.65	-\$24,688.82	\$5,936.68				
33320 - USDOJ-Veterans Court Program	-\$7,771.72	\$7,610.26	-\$6,882.74	-\$7,044.20				
33330 - USDOJ-Domestic Violence Court	-\$30,445.01	\$3,751.47	-\$14,916.49	-\$41,610.03				
33500 - USDOJ-DEA-Narcotics OT Exp	\$0.03	\$0.00	-\$1,157.92	-\$1,157.89				
33510 - USDOJ-Organized Crime Drug Enf								
33900 - USDOJ-SCAAP	\$113,307.34	\$0.00	\$0.00	\$113,307.34				
34105 - TPW-HRPC-COL BOTTOMLAND PROJ	-\$291,080.36	\$2,006.50	-\$43,692.36	-\$332,766.22				
34200 - DOI-Parks Boating Access								
34250 - DOI-Swan Lake Boat Ramp								
34400 - USDOT-CR 257 Repairs								
34600 - FEMA- Flood Disaster 2015								



Fund	Cash				Investments			
	Opening GL Balance	GL Debit	GL Credit	GL Ending Balance	Opening GL Balance	GL Debit	GL Credit	GL Ending Balance
34610 - FEMA - Flood Disaster 2016	\$24,165.63	\$30,906.68	-\$15,453.34	\$39,618.97				
34615 - FEMA-Harvey 2017	\$184,456.14	\$574,629.59	-\$303,302.48	\$455,783.25				
34616 - FEMA-Hazard Mitigation Grant P	-\$138,212.50	\$275.00	\$0.00	-\$137,937.50				
34619 - Fema - Flood Disaster 2019								
34620 - CARES-Coronavirus Relief Fund	-\$337,714.06	\$2,775,133.91	-\$1,781,106.65	\$656,313.20				
34700 - IMLS-Library Mobile Proj Rnd 2								
34820 - USDC-SLP Dune Walkover								
34850 - USTREAS-Restore Act Projects	-\$407,615.32	\$0.00	-\$25,890.77	-\$433,506.09				
34860 - DOI-Parks - CIAP Grant								
34880 - TXDOT-SH288 Truck Weigh Statn	-\$238,227.01	\$0.00	-\$128,608.22	-\$366,835.23				
34881 - TXDOT-CR58 PH II (CSJ304)	-\$67,393.73	\$0.00	\$0.00	-\$67,393.73				
34882 - TXDOT-CR59 (CSJ 305)	-\$131,924.94	\$0.00	-\$167,980.84	-\$299,905.78				
34883 - TXDOT-CR101 Widening (CSJ303)	-\$7,035,882.94	\$0.00	-\$1,857,645.99	-\$8,893,528.93				
34890 - USDA NRCS Oyster Creek Ditch10								
34912 - USDOT-1212ANGLE-Wildlife								
34913 - TXDOT 1312ANGLE-APRON								
34915 - TXDOT-15HGANGLE-HANGAR								
35000 - TJJJ-State Aid	-\$161,767.93	\$555,806.42	-\$462,374.14	-\$68,335.65				
35650 - TJPC-JJAEP-Boot Camp-8/31	-\$418,588.26	\$67,326.64	-\$122,830.27	-\$474,091.89				
35800 - TJPC-JJAEP-Boot Camp-7/31								
35900 - TJJJ-Mental Health Services								
35950 - TJJJ-RDA-RegDiversionAlt-"R"	\$25,379.20	\$29,538.60	-\$24,345.00	\$30,572.80				
36400 - TCEQ-Local Initiatives Prg								
36410 - Texas Veterans Treatment Crt	-\$46,691.84	\$0.00	-\$24,510.59	-\$71,202.43				
36601 - GLO-HRCP-COL BOTTOMLANDS EDUC	-\$76,248.42	\$8.25	-\$14.15	-\$76,254.32				
36605 - GLO-Beach User Fees	-\$158,776.16	\$97,648.63	-\$93,958.15	-\$155,085.68				
36801 - TXDOT-CR 48 PROJECT								
37000 - OAG-VAG Grant	-\$14,896.95	\$18,230.91	-\$15,064.83	-\$11,730.87				
37100 - OAG-TEXAS VINE CONTR								
37200 - DFPS-CPS-Title IV-B-Concr Svc								
37300 - TDHCA-Amy Young Barrier Remova								
37400 - TDH-Immunization	-\$29,887.31	\$2,320.67	-\$4,897.46	-\$32,464.10				
37800 - OAG-Regional Juv Mental Hlth S	\$4,400.00	\$0.00	\$0.00	\$4,400.00				
37913 - TXDOT-M312ANGLE-FY13RAMP								
37914 - TXDOT-M212ANGLE-FY14RAMP								
37916 - TXDOT-M1612ANGL-FY16RAMP								
37917 - TXDOT-FY17RAMP								
37918 - TXDOT-FY18RAMP	-\$3,850.00	\$0.00	\$0.00	-\$3,850.00				
37919 - TXDOT-FY19RAMP								
37920 - TXDOT-FY20RAMP	-\$24,110.00	\$24,110.00	-\$41,581.44	-\$41,581.44				
37950 - TXDOT-Airport Layout-19MPANGLE								
38000 - Fire Code Inspection & Permit	\$201,057.43	\$48,719.31	-\$131,312.30	\$118,464.44				
38010 - Economic Development Tax Abate	\$6,545.96	\$0.00	\$0.00	\$6,545.96				
38020 - BC Industrial Development Corp	\$2,513.83	\$0.00	\$0.00	\$2,513.83				
38100 - Vital Statistics Fee	\$50,186.14	\$1,371.00	-\$561.00	\$50,996.14				
38110 - Records Mgmt-Co.Clk-Recording	\$1,239,233.64	\$113,304.88	-\$169,744.12	\$1,182,794.40	\$959,007.52	\$218.66	\$0.00	\$959,226.18
38120 - Records Archive-Co Clk	\$1,456,795.83	\$113,235.76	-\$59,849.43	\$1,510,182.16				
38130 - Records Mgmt-Co.Clk-Criminal	\$10,290.45	\$2,201.89	-\$998.05	\$11,494.29				
38200 - Civ,Crim,Prob Records Mgmt	\$241,917.15	\$891.94	-\$449.46	\$242,359.63	\$316,428.41	\$72.14	\$0.00	\$316,500.55
38210 - County Graffiti Eradication	\$2,737.16	\$0.00	\$0.00	\$2,737.16				
38220 - Cnty,District Court Technology	\$101,163.72	\$846.05	-\$4,507.70	\$97,502.07				
38230 - Record Preservation-CityClk	\$51,670.62	\$8,920.24	-\$12,029.49	\$48,561.37				
38240 - Cnty, District Specialty Court	\$5,732.23	\$2,341.34	-\$1,002.17	\$7,071.40				
38300 - Child Abuse Prevention Fund	\$19,145.27	\$121.57	-\$37.12	\$19,229.72				
38310 - Family Protection Fund	\$696.90	\$3,480.43	-\$1,740.00	\$2,437.33				
38320 - Records Management-Dist. Clk.	\$69,027.96	\$4,931.76	-\$12,243.81	\$61,715.91				
38330 - Records Archive-District Clerk	\$95,930.10	\$7,615.28	-\$8,555.71	\$94,989.67				
38340 - Record Preservation-DistClk	\$14,099.16	\$6,000.74	-\$3,124.09	\$16,975.81				
38350 - Records Technology - DC	\$6,609.52	\$3,080.47	-\$1,564.08	\$8,125.91				
38400 - Justice Crt Building Security	\$116,846.82	\$33,527.70	-\$56,003.04	\$94,371.48				
38410 - Justice Court Technology Fund	\$455,703.24	\$8,575.46	-\$4,020.78	\$460,257.92				
38500 - Courthouse Security	\$344,748.78	\$18,111.82	-\$8,667.94	\$354,192.66				
38600 - LEOSE	\$149,329.00	\$0.00	\$0.00	\$149,329.00				
38710 - D A Hot Check Collection	\$8,888.79	\$367.12	-\$980.87	\$8,275.04				
38720 - D A Supplemental	-\$631.81	\$1,169.98	-\$2,537.03	-\$1,998.86				
38730 - D A Forfeiture, CCP Chapter 59	\$22,704.46	\$10,413.91	-\$6,895.00	\$26,223.36				
38810 - Voter Registration	-\$16,724.42	\$29,400.00	-\$19,483.88	-\$6,808.30				
38820 - Special Inv,Dealer Escrow-Tax	\$52,128.14	\$1,207.64	-\$12.20	\$53,323.58	\$31,261.85	\$7.15	\$0.00	\$31,269.00
38830 - Scofflaw Fees, TTC Sect 502.01	\$1,570.06	\$0.00	\$0.00	\$1,570.06				
38910 - Election Services Contract	\$211,234.37	\$0.00	-\$23,481.72	\$187,752.65				
38920 - Elections - HAVA Equip. Rental	\$342,792.05	\$0.00	\$0.00	\$342,792.05				
38930 - Elections-CARES HAVA	\$0.00	\$0.00	-\$1,066.04	-\$1,066.04				
39040 - Constable Pct 4 Forfeiture	\$628.32	\$0.00	\$0.00	\$628.32				
39100 - Sheriff Contraband Forfeiture	\$476,061.97	\$0.00	-\$1,425.66	\$474,636.31				
39110 - Braz Cnty Narcotics Task Force	\$472,641.89	\$9,997.00	-\$20,716.75	\$461,922.14				
39120 - Sheriff Commissary Fund	\$346,334.06	\$107,464.35	-\$117,815.96	\$335,982.44				
39130 - Sheriff-Federal Forfeiture	\$187,361.39	\$1,286.32	-\$1,358.29	\$187,289.42				
39200 - Juvenile Case Manager Fund	\$9,296.29	\$72.42	-\$39.27	\$9,329.44				
39210 - Bond & Occupational LSF	\$33,217.79	\$5,320.37	-\$6,263.48	\$32,274.68				
39300 - Reliant Energy CARE Program	\$23,200.52	\$0.00	-\$2,558.93	\$20,641.59				
39310 - UnitedWay-Emergency Assistance	\$5.60	\$0.00	\$0.00	\$5.60				
39315 - Rebuild Texas Fund								
39390 - SETH-SE TX Housing Fln. Corp.	\$0.32	\$0.00	\$0.00	\$0.32				
39400 - Book Sale								
39410 - Library-Special Projects	\$226,708.93	\$33,325.63	-\$6,284.98	\$253,749.58				



Fund	Cash				Investments			
	Opening GL Balance	GL Debit	GL Credit	GL Ending Balance	Opening GL Balance	GL Debit	GL Credit	GL Ending Balance
39500 - SEP-Wastewater-EnvHlth-TCEQ	-\$15,926.78	\$0.00	\$0.00	-\$15,926.78				
39600 - SEP-Parks-TCEQ	\$11,844.00	\$0.00	\$0.00	\$11,844.00				
39610 - Parks Improvements								
39615 - TPW Foundation-Grt TX Birding	\$1,165.60	\$0.00	\$0.00	\$1,165.60				
39620 - Shoreline Rest. Task Force	\$40,371.24	\$0.00	\$0.00	\$40,371.24				
39630 - 2006 GoM Energy Security Act	\$2,666,842.14	\$0.00	\$0.00	\$2,666,842.14				
39700 - Lateral Road Fund								
39710 - Road & Bridge, Ch 152, Tx Code								
39720 - Special Projects								
39764 - Riverside Est Spcl Assmt	-\$207,569.57	\$1,000.00	\$0.00	-\$206,569.57				
39765 - Briar Meadows AmyLn Ross Rd SA	-\$201,351.19	\$0.00	\$0.00	-\$201,351.19				
39766 - Twin Lakes Assmt	-\$96,142.49	\$0.00	\$0.00	-\$96,142.49				
39767 - Greenhouse Rd Spec Assessment	-\$9,873.10	\$0.00	\$0.00	-\$9,873.10				
39768 - Old Coffee Plantation Sp Asses								
39800 - Law Library	\$111,347.44	\$37,184.81	-\$35,151.93	\$113,380.32	\$217,544.08	\$49.59	\$0.00	\$217,593.67
39900 - Mosquito Control District	\$1,505,775.95	\$107,225.27	-\$211,252.35	\$1,401,748.87	\$386,016.13	\$88.01	\$0.00	\$386,104.14
40000 - 2012 Gen Oblig Rfd (2003 CO)								
41000 - 2016 Limited Tax Rfd (2006 CO)	\$606,708.56	\$5,370.30	\$0.00	\$612,078.86	\$487,344.10	\$111.12	\$0.00	\$487,455.22
42000 - 2012 Cert of Oblig-I,S	\$406,478.77	\$14,125.92	\$0.00	\$420,604.69				
42100 - 2018 Cert of Oblig-I,S	\$217,344.25	\$2,332.12	\$0.00	\$219,676.37				
43000 - Tax Notes, Series 2013 I&S	-\$219,423.09	\$16,775.70	\$0.00	-\$202,647.39				
44000 - Toll Road-SH288-I&S	\$4,765,486.18	\$249,813.38	-\$243,998.61	\$4,771,300.95				
45000 - Road Bonds-Mobility-I,S	\$2,331,775.65	\$19,287.03	-\$700.00	\$2,350,362.68	\$876,023.72	\$199.76	\$0.00	\$876,223.48
45100 - Mobility-BuildAmerica-I,S	-\$34,673.27	\$0.00	\$0.00	-\$34,673.27				
46000 - Sheriff, Det Complex-I,S								
51000 - 2006 Certificate of Obligation								
52000 - 2012 Cert of Oblig,C,M	\$150,847.52	\$0.00	\$0.00	\$150,847.52				
52100 - 2018 Cert of Oblig,C,M	-\$173,142.25	\$1,000,000.00	-\$243,752.42	\$583,105.33	\$5,100,487.60	\$1,079.40	-\$1,000,000.00	\$4,101,567.00
53000 - Tax Notes, Series 2013 C&M								
54000 - Toll Road-SH288-C & M	\$2,808,317.64	\$18.25	-\$1,433,356.01	\$1,374,979.88	\$25,029,849.12	\$13,838.29	\$0.00	\$25,043,687.41
55000 - Mobility Plan	\$613,302.19	\$0.00	\$0.00	\$613,302.19				
57000 - Hwy 6 ROW Acquisition-C,M								
57200 - Ring of Honor	\$53,627.82	\$80.00	\$0.00	\$53,707.82				
60500 - Airport Operating	-\$1,318,829.52	\$370,898.01	-\$317,415.58	-\$1,265,347.09				
61000 - BCTRA O&M SH288	\$11,843.17	\$0.07	-\$158.85	\$11,684.39				
61100 - Braz Cnty Toll Rd-Preliminary	-\$53,491.54	\$0.00	\$0.00	-\$53,491.54				
64000 - BCTRA FM518 PEDC-SH288	\$2,165,885.25	\$0.30	-\$141,028.33	\$2,024,857.22				
64100 - BCTRA Contributions-SH288								
64200 - BCTRA FM518 TXDOT-SH288	-\$1,752,366.53	\$1,763,042.62	-\$1,703,348.57	-\$1,692,672.48				
71000 - Health Care Benefits	\$4,941,788.61	\$1,589,657.28	-\$1,920,331.78	\$4,611,114.11				
72000 - Employee Health Clinic	\$4,654.85	\$61,376.33	-\$49,914.88	\$16,116.30				
73000 - Insurance Reserve	\$493,493.74	\$0.00	-\$451.02	\$493,042.72	\$897,437.50	\$204.68	\$0.00	\$897,642.18
81000 - B Cnty Groundwatr Conserv Dist	\$1,585,637.10	\$39,025.62	-\$49,712.07	\$1,574,950.65				
81010 - BC Industrial Development Corp								
81100 - Braz Cnty Toll Road Authority								
81200 - BrazCntyFreshwaterSupplyDist2								
81500 - CSCD-Sub Abuse-Outpatient-DP	-\$87,849.98	\$26,307.19	-\$56,116.45	-\$117,659.24				
81600 - CSCD-TAIP Treatment Alter.	\$2,190.00	\$0.00	-\$3,429.92	-\$1,239.92				
81700 - CSCD-Mental Health Caseloads	-\$124.08	\$10,023.08	-\$21,769.96	-\$11,870.96				
81800 - CSCD-Supervision Program	\$1,372,615.78	\$626,411.47	-\$814,229.70	\$1,184,797.55				
81850 - CSCD-Evidence Based Assesment								
81900 - CSCD-Comm Corr-Op Hab Caseload	\$180,948.74	\$13,898.59	-\$32,004.48	\$162,842.85				
82000 - CSCD-Comm Corr-Life								
82100 - CSCD-Comm Corr-Sex Offender	\$45,768.97	\$10,788.23	-\$23,758.99	\$32,798.21				
82200 - CSCD-Comm Corr-Substance Abuse	-\$7.00	\$0.00	\$0.00	-\$7.00				
82300 - CSCD-Operation Habilitation DP	\$2,820.64	\$4,767.94	-\$15,538.31	-\$7,949.73				
82400 - CSCD-New Caseload Reduction-DP								
82500 - CSCD-DP30 Sub Abuse Trt Pgrm	-\$14,474.38	\$49,305.72	-\$50,428.54	-\$15,597.20				
88000 - Trust & Agency								
88200 - Brazos Mall								
88300 - SH288 @ CR 56 Overpass								
89000 - Historical Commission	\$1,462.74	\$0.00	\$0.00	\$1,462.74	\$14,408.65	\$3.29	\$0.00	\$14,411.94

**BRAZORIA COUNTY  
PORTFOLIO REPORT  
May 2020**

Current Date: 5/31/2020

Fund	Description	Type	CUSIP	Coupon	Settle Date	Maturity Date	Next Call Date	Par Value	Purch Price	Purch Cost	Book Value	Mkt Price	Mkt Value	Days to Mat	YTM	Interest Earned
10000	FHLMC	Agency	3134GUXZ8	1.750	12/16/19	06/16/22	06/16/20	2,000,000.00	100.000	2,000,000.00	2,000,000.00	1.0007	2,001,400.00	746	1.750	
10000	FHLMC	Agency	3134GUG46	1.800	12/30/19	09/30/22	06/30/20	2,000,000.00	100.000	2,000,000.00	2,000,000.00	1.0014	2,002,800.00	852	1.800	
10000	FHLMC	Agency	3134GUS68	1.750	01/07/20	02/14/23	07/13/20	2,000,000.00	100.000	2,000,000.00	2,000,000.00	1.0018	2,003,600.00	989	1.750	
10000	FHLB	Agency	3130AHV75	1.700	01/13/20	02/07/23	01/13/21	2,000,000.00	100.000	2,000,000.00	2,000,000.00	1.0048	2,009,600.00	982	1.700	
10000	FHLMC	Agency	3134GVAK4	1.700	02/07/20	02/07/23	08/07/20	2,000,000.00	100.000	2,000,000.00	2,000,000.00	1.0027	2,005,400.00	982	1.700	
10000	FHLB	Agency	3130AJ3U1	1.650	02/28/20	02/28/23	08/28/20	2,000,000.00	100.000	2,000,000.00	2,000,000.00	1.0034	2,006,800.00	1003	1.650	
<b>Matured or Called Investments:</b>																
10000	FFCB	Agency	3133ELLX0	1.630	02/05/20	08/05/22	05/05/20	2,000,000.00	100.000							8,421.66
10000	FHLB	Agency	3130AJ5Q8	1.750	02/14/20	02/14/23	05/14/20	2,000,000.00	100.000							8,750.00
997	TexPool	LGIP		0.269				57,731,353.63	100.000	57,731,353.63	57,731,353.63	100.00	57,731,353.63	1	0.269	14,420.75
998	Texas Class	LGIP		0.760				73,259,577.28	100.000	73,259,577.28	73,259,577.28	100.00	73,259,577.28	1	0.760	48,159.71
999	Depository	Cash		0.700				37,285,432.03	100.000	37,285,432.03	37,285,432.03	100.00	37,285,432.03	1	0.700	25,971.58
									<b>184,276,362.94</b>	<b>180,276,362.94</b>	<b>180,276,362.94</b>	<b>180,305,962.94</b>	<b>63</b>	<b>0.654</b>	<b>105,723.70</b>	

This report is presented in accordance with the Texas Government Code Title 10 Section 2256.023 and complies with the Investment Strategy of Brazoria County's Investment Policy and I certify that to the best of my knowledge the above is true and correct.

*Cathy Campbell*

Cathy Campbell, CCT, CIO  
Brazoria County Treasurer



**BRAZORIA COUNTY**  
**Investment Data Summary**  
**May 2020**

<b>Type Breakdown:</b>	<b>Book Value</b>	<b>Percent</b>	<b>Wtd Avg Mat</b>	<b>Wtd Avg Yield</b>
LGIP	130,990,930.91	72.66%	1	0.543
Agency	12,000,000.00	6.66%	926	1.725
Cash	37,285,432.03	20.68%	1	0.700
	<b>180,276,362.94</b>	<b>100.00%</b>	<b>63</b>	<b>0.654</b>

<b>Issuer Breakdown:</b>	<b>Book Value</b>	<b>Percent</b>	<b>Wtd Avg Mat</b>	<b>Wtd Avg Yield</b>
FNMA	-			
FHLB	4,000,000.00	2.22%	993	1.675
FHLMC	8,000,000.00	4.44%	892	1.750
-	-			
FFCB	-			
-	-			
TexPool	57,731,353.63	32.02%	1	0.269
Texas Class	73,259,577.28	40.64%	1	0.760
Depository	37,285,432.03	20.68%	1	0.700
	<b>180,276,362.94</b>	<b>100.00%</b>	<b>63</b>	<b>0.654</b>

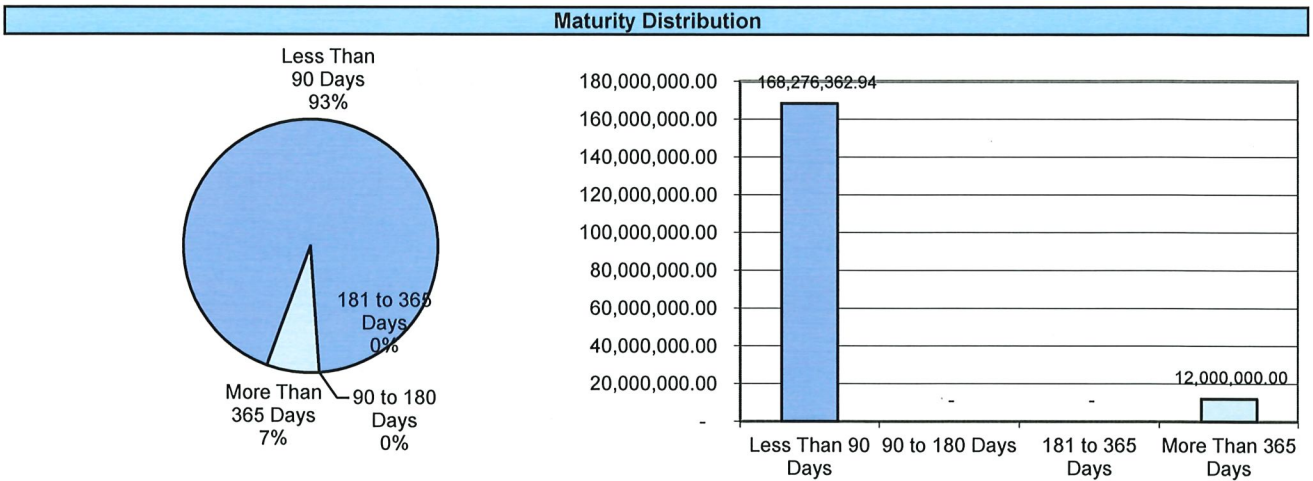

<b>Fund Breakdown:</b>	<b>Book Value</b>	<b>Percent</b>	<b>Wtd Avg Mat</b>	<b>Wtd Avg Yield</b>
10000	12,000,000.00	6.66%	926	1.725
20500	-			
997	57,731,353.63	32.02%	1	0.269
998	73,259,577.28	40.64%	1	0.760
999	37,285,432.03	20.68%	1	0.700
	<b>180,276,362.94</b>	<b>100.00%</b>	<b>63</b>	<b>0.654</b>

<b>Maturity Breakdown:</b>	<b>Book Value</b>	<b>Percent</b>
Less Than 90 Days	168,276,362.94	93.34%
90 to 180 Days	-	0.00%
181 to 365 Days	-	0.00%
More Than 365 Days	12,000,000.00	6.66%
	<b>180,276,362.94</b>	<b>100.00%</b>

**BRAZORIA COUNTY**  
**Investment Summary Report**  
**For the Period Ending 05/31/2020**

Total Portfolio Summary			
	Current Month 05/31/20	Prior Month 4/30/2020	Change From Prior
Book Value	180,276,362.94	196,138,539.96	(15,862,177.02)
Market Value	180,305,962.94	196,175,939.96	(15,869,977.02)
Market Value%	100.02%	100.02%	0.00%
Weighted Average Maturity - Days	63 days	78 days	(16)
Weighted Average Yield	0.654%	0.85%	-0.20%

Portfolio Composition by Fund			
Fund Name	5/31/2020 Book Value	Wtd Avg Yield	Wtd Avg Maturity
10000	12,000,000.00	1.725%	926
20500	-		0
997	57,731,353.63	0.269%	1
998	73,259,577.28	0.760%	1
999	37,285,432.03	0.700%	1
<b>TOTALS:</b>	<b>180,276,362.94</b>	<b>0.654%</b>	<b>63 days</b>



## Monthly Interest Earned for Fiscal Year 2020

	Oct	Nov	Dec	1st Qtr	Jan	Feb	Mar	2nd Qtr	April	May	June	3rd Qtr	July	August	Sept	4th Qtr	Ann Earned
BANK	22,065.22	28,848.28	29,904.62	80,818.12	37,473.02	30,295.43	22,600.38	90,368.83	21,868.70	25,971.36		47,840.06				0.00	219,027.01
TEXPOOL	77,773.82	58,130.55	78,982.93	214,887.30	100,104.39	107,133.93	73,381.57	280,619.89	27,502.15	14,420.75		41,922.90				0.00	537,430.09
Texas Class	95,902.15	84,011.15	84,382.97	264,296.27	88,820.29	95,345.97	90,814.81	274,981.07	65,948.17	48,159.71		114,107.88				0.00	653,385.22
Agencies	47,700.00	10,000.00	25,000.00	82,700.00	55,450.00	2,166.66	0.00	57,616.66	0.00	17,171.66		17,171.66				0.00	157,488.32
<b>Total Per Mo.</b>	<b>243,441.19</b>	<b>180,989.98</b>	<b>218,270.52</b>	<b>642,701.69</b>	<b>281,847.70</b>	<b>234,941.99</b>	<b>186,796.76</b>	<b>703,586.45</b>	<b>115,319.02</b>	<b>105,723.48</b>	<b>0.00</b>	<b>221,042.50</b>	<b>0.00</b>	<b>0.00</b>	<b>0.00</b>	<b>0.00</b>	<b>1,567,330.64</b>

I certify that to the best of my knowledge the above is true and correct.

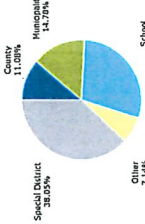
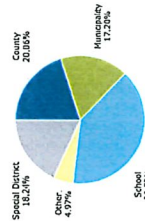
*Cathy Campbell*

Cathy Campbell, CCT, CIO  
Brazoria County Treasurer



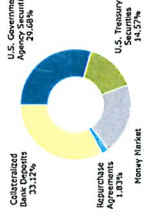
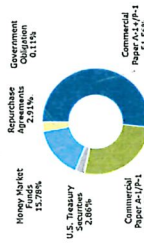
The following information is provided in accordance with Texas State Statute 2256.0016.

As of May 31, 2020:



Participant Breakdown by Balance

Participant Breakdown by Entity Type



Texas CLASS Portfolio Breakdown

Texas CLASS Government Portfolio Breakdown

Month End	Average Yield**	Month Ending Assets	Share Balance	Market Value	Amortized Cost	NAV	WAM (Reset)**	WAM (Etabl)**
Mar-20	1.47%	\$13,197,004,724	13,197,841,495	\$13,260,076,299	\$13,260,913,089	1.00	43	64
Apr-20	1.10%	\$13,734,398,612	13,722,404,987	\$13,773,359,645	\$13,761,366,021	1.00	55	71
May-20	0.76%	\$13,833,443,915	13,871,855,026	\$13,958,948,419	\$13,947,359,531	1.00	56	74

\*\*Average monthly yield \*\*\*As of the end of the last day of the month

Texas CLASS Government Prior Month Comparison

Month End	Average Yield**	Month Ending Assets	Share Balance	Market Value	Amortized Cost	NAV	WAM (Reset)**	WAM (Etabl)**
Mar-20	1.04%	\$1,041,557,895	1,040,468,430	\$1,076,325,147	\$1,075,235,682	1.00	48	87
Apr-20	0.53%	\$1,316,176,747	1,315,059,603	\$1,316,137,638	\$1,315,020,494	1.00	32	69
May-20	0.37%	\$1,386,160,878	1,385,565,394	\$1,386,093,311	\$1,385,497,826	1.00	29	60

\*\*Average monthly yield \*\*\*As of the end of the last day of the month

Fund Highlights as of May 31, 2020 (Unaudited)

For the month of May 2020, the Program Administrator accrued fees of \$1,105,724.11 and had average shares outstanding of 13,886,521,574.49 for Texas CLASS. For Texas CLASS Government, the Program Administrator accrued fees of \$133,017,490 and had average shares outstanding of 1,340,657,704.02. The fees for both Texas CLASS and Texas CLASS Government are accrued on a daily basis by multiplying the investment property value by the applicable fee rate, and divided by 365 or 366 days in the event of a leap year. The investment property value shall be based on the current day's share outstanding. For weekends and holidays, the shares outstanding for the previous business day will be utilized for the calculation of fees. The applicable fee rate is located in Exhibit F of the Eighth Amended and Restated Trust Agreement. The Program Administrator reserves the right to abate fees listed in the Eighth Amended and Restated Trust Agreement. The monthly fee is the sum of all daily fee accruals for the month of May. The fees are paid monthly upon notification to the custodian bank, as of May 31, 2020. The fee for Texas CLASS was 9 basis points, and the fee for Texas CLASS Government was 12 basis points.

- Both funds are rated "AA-" by S&P Global Ratings.
- Net Asset Value for both funds from May 1 to May 31, 2020 is equal to \$1.00.
- The final maturity dates of all securities were less than one year.
- The custodian bank for Texas CLASS is Wells Fargo Bank.
- Total number of Participants is 812.
- There are currently no investments that have a stated maturity greater than one year.
- The portfolio manager for Texas CLASS is Neil Waud, CFA and Randy Palomba, CFA.
- All sources of payment are the underlying assets of the local government investment pool at market value.
- The Eighth Amended and Restated Trust Agreement was adopted by the Board of Trustees on April 8, 2019. You can access your copy of the Eighth Amended and Restated Trust Agreement by visiting our website at [www.texasclass.com](http://www.texasclass.com).

BOARD OF TRUSTEES

**Mr. Steve Williams, Chairman**  
Asst. City Administrator/CFO City of Conroe

**Ms. Amy Perez**  
Director of Financial Management, Harris County

**Ms. Monika Arris**  
Director of Budget & Finance, Collin County

**Mr. Mike Hagar**  
Asst. Supt. of Business & Finance, Alamo Heights ISD

**Ms. Cindy Yeatts Brown**  
Treasurer, Denton County

**Mr. Rodney Rhoades**  
Deputy Director - Admin. Services, North Texas Municipal Water Dist

Texas Class Rates for May 2020


Date	Daily Rate (%)	YTD Yield (%)	7-Day Yield (%)	WAM Days to Reset	WAM Days to Final	Daily Dividend	Net Asset Value (NAV)
5/31/2020	0.6283	1.3875	0.6493	56	74	0.0000171678	1.00083542
5/30/2020	0.6283	1.3925	0.6563	56	74	0.0000171678	1.00083542
5/29/2020	0.6283	1.3976	0.6637	56	74	0.0000171678	1.00083542
5/28/2020	0.6451	1.4027	0.6751	57	74	0.0000176257	1.00086396
5/27/2020	0.6594	1.4079	0.6814	56	73	0.0000180160	1.00087483
5/26/2020	0.6722	1.4130	0.6876	54	71	0.0000183665	1.00088715
5/25/2020	0.6873	1.4180	0.6918	57	74	0.0000187784	1.00087226
5/24/2020	0.6873	1.4231	0.6944	57	74	0.0000187784	1.00087226
5/23/2020	0.6873	1.4282	0.6991	57	74	0.0000187784	1.00087226
5/22/2020	0.6873	1.4334	0.7039	57	74	0.0000187784	1.00087226
5/21/2020	0.6891	1.4386	0.7087	56	72	0.0000188284	1.00099279
5/20/2020	0.7029	1.4439	0.7138	56	72	0.0000192037	1.00092163
5/19/2020	0.7015	1.4492	0.7176	56	72	0.0000191670	1.00090524
5/18/2020	0.7051	1.4546	0.7239	56	72	0.0000192650	1.00092929
5/17/2020	0.7208	1.4600	0.7354	57	73	0.0000196934	1.00091976
5/16/2020	0.7208	1.4654	0.7505	57	73	0.0000196934	1.00091976
5/15/2020	0.7208	1.4709	0.7656	57	73	0.0000196934	1.00091976
5/14/2020	0.7251	1.4765	0.7807	57	73	0.0000198115	1.00092515
5/13/2020	0.7294	1.4821	0.7975	57	72	0.0000199295	1.00096590
5/12/2020	0.7457	1.4877	0.8169	55	71	0.0000203735	1.00095663
5/11/2020	0.7855	1.4933	0.8370	57	71	0.0000214610	1.00097384
5/10/2020	0.8264	1.4987	0.8592	57	72	0.0000225798	1.00098730
5/9/2020	0.8264	1.5039	0.8794	57	72	0.0000225793	1.00098730
5/8/2020	0.8264	1.5092	0.8995	57	72	0.0000225793	1.00098730
5/7/2020	0.8426	1.5145	0.9197	58	73	0.0000230232	1.00102626
5/6/2020	0.8653	1.5198	0.9386	57	72	0.0000236423	1.00104047
5/5/2020	0.8866	1.5250	0.9569	57	72	0.0000242228	1.00104876
5/4/2020	0.9409	1.5301	0.9738	55	71	0.0000257084	1.00102431
5/3/2020	0.9675	1.5349	0.9873	54	70	0.0000264341	1.00096499
5/2/2020	0.9675	1.5395	0.9994	54	70	0.0000264341	1.00096499
5/1/2020	0.9675	1.5442	1.0115	54	70	0.0000264341	1.00096499

Texas Class Government Rates for May 2020

Date	Daily Rate (%)	YTD Yield (%)	7-Day Yield (%)	WAM Days to Reset	WAM Days to Final	Daily Dividend	Net Asset Value (NAV)
5/31/2020	0.3243	1.0263	0.3357	29	60	0.0000088617	1.00043607
5/30/2020	0.3243	1.0309	0.3386	29	60	0.0000088617	1.00043607
5/29/2020	0.3243	1.0356	0.3416	29	60	0.0000088617	1.00043607
5/28/2020	0.3308	1.0404	0.3446	29	61	0.0000090386	1.00046797
5/27/2020	0.3526	1.0452	0.3461	27	59	0.0000096635	1.00048038
5/26/2020	0.3480	1.0499	0.3463	27	59	0.0000095077	1.00048652
5/25/2020	0.3452	1.0547	0.3474	28	60	0.0000094316	1.00049227
5/24/2020	0.3452	1.0596	0.3516	28	60	0.0000094316	1.00049227
5/23/2020	0.3452	1.0646	0.3554	28	60	0.0000094316	1.00049227
5/22/2020	0.3452	1.0696	0.3592	28	60	0.0000094316	1.00049227
5/21/2020	0.3415	1.0747	0.3629	28	60	0.0000093318	1.00052315
5/20/2020	0.3538	1.0799	0.3678	28	60	0.0000096656	1.00052455
5/19/2020	0.3559	1.0851	0.3736	28	60	0.0000097229	1.00054626
5/18/2020	0.3746	1.0903	0.3796	29	62	0.0000102362	1.00062521
5/17/2020	0.3715	1.0955	0.3831	28	62	0.0000101511	1.00065583
5/16/2020	0.3715	1.1008	0.3868	28	62	0.0000101511	1.00065583
5/15/2020	0.3715	1.1062	0.3906	28	62	0.0000101511	1.00065583
5/14/2020	0.3758	1.1116	0.3943	28	62	0.0000102672	1.00069343
5/13/2020	0.3944	1.1171	0.3972	28	62	0.0000107760	1.00070684
5/12/2020	0.3976	1.1225	0.3973	28	63	0.0000108643	1.00072972
5/11/2020	0.3991	1.1280	0.3985	28	63	0.0000109057	1.00074822
5/10/2020	0.3977	1.1336	0.3993	29	65	0.0000108672	1.00076843
5/9/2020	0.3977	1.1392	0.4012	29	65	0.0000108672	1.00076843
5/8/2020	0.3960	1.1450	0.4030	29	65	0.0000108672	1.00076843
5/7/2020	0.3960	1.1508	0.4049	30	65	0.0000108196	1.00080388
5/6/2020	0.3953	1.1568	0.4102	30	65	0.0000108016	1.00079864
5/5/2020	0.4056	1.1628	0.4162	30	65	0.0000110820	1.00081304
5/4/2020	0.4051	1.1689	0.4221	30	66	0.0000110683	1.00081606
5/3/2020	0.4107	1.1750	0.4346	32	68	0.0000112199	1.00083322
5/2/2020	0.4107	1.1812	0.4456	32	68	0.0000112199	1.00083322
5/1/2020	0.4107	1.1876	0.4565	32	68	0.0000112199	1.00083322



# Monthly Newsletter: June 2020



Participant Services  
1001 Texas Ave, Suite 1150  
Houston, TX 77002

PRSRST STD  
U.S. POSTAGE  
PAID  
AUSTIN, TX  
PERMIT NO. 1284

## ANNOUNCEMENTS

We welcome the following entities who joined TexPool in May 2020:

### TexPool

No New Participants

### TexPool Prime

No New Participants

### Upcoming Events

**IMPORTANT MESSAGE**  
Due to efforts to reduce the spread of COVID-19, all summer events have been cancelled.

Sep 21, 2020 - Sep 24, 2020  
72nd Annual CTAT (County Treasurers Assoc of TX) Conference  
Hilton Waco, Austin

Oct 02, 2020 - Oct 04, 2020  
TASA/TASB Annual Conference  
Hilton Waco, Austin

Oct 14, 2020 - Oct 16, 2020  
TML Annual Conference  
Henry B. Gonzalez Convention Center,  
San Antonio

Nov 4, 2020 - Nov 6, 2020  
GFOAT Fall Conference  
Sheraton Ashington Hotel,  
San Marcos

### TexPool Advisory Board Members

David Garcia  
Patrick Kirshock  
Belinda Weaver  
Deborah Lauder milk  
Jerry Dale  
David Landeros  
Sharon Matthews  
Vivian Wood  
Oversen by the State of Texas Comptroller of Public Accounts Glenn Hegar.  
Operated under the supervision of the Texas Treasury Safekeeping Trust Company

## Economic and Market Commentary: Less of Zero

June 1, 2020

Investors have been given plenty of alphabet soup since the onset of the coronavirus. Among the first servings were special purpose vehicles such as the Money Market Mutual Fund Liquidity Facility (MMLF), Commercial Paper Funding Facility (CPFF) and Primary Dealer Credit Facility (PDCF). Then came Congress CARES Act and a slew of others.

More recently, new letters have turned up to forecast the shape of the GDP curve as the U.S. economy recovers from recession. They range from an optimistic prediction of a V-shaped curve to the pessimistic L-shaped one. Our best case is for a U. As communities continue to lower restrictions, we think the economy can recover sooner than many expect. If there are too many hiccups or false starts—or if we see a resurgence of Covid-19 infections—the bottom of the U will be longer. But what we have seen in the last month as the U.S. and other countries begin to open up is encouraging.

No matter the shape of the curve, we aren't expecting a return to the extended zero-rate time frame of 2008 to 2016, but one best measured in quarters, adding up to a couple of years at most. The minutes of the April Federal Open Market Committee revealed this was the Fed's consensus. If anything, the Fed seems to be quietly formulating a

(continued page 6)

### Performance as of May 31, 2020

	TexPool	TexPool Prime
Current Invested Balance	\$27,678,713,202.86	\$7,154,878,504.00
Weighted Average Maturity**	36	50
Weighted Average Life**	109	63
Net Asset Value	1.00035	1.00091
Total Number of Participants	2,613	423
Management Fee on Invested Balance	0.0450%	0.0550%
Interest Distributed	\$6,330,808.31	\$4,530,438.64
Management Fee Collected	\$964,318.51	\$298,578.72
Standard & Poor's Current Rating	AAA	AAA
Month Averages		
Average Invested Balance	\$27,990,041,980.72	\$7,082,275,797.12
Average Monthly Balance*	0.27%	0.75%
Average Weighted Average Maturity**	33	51
Average Weighted Average Life**	107	69

\*\*This average monthly rate for TexPool Prime for each date may reflect a waiver of some portions or all of each of the management fees.  
\*See page 2 for definitions.  
†Our performance is no guarantee of future results.

Managed and  
Serviced by



Phone: +1-866-TEXPOOL (839-7665) · Fax: +1-866-839-3391 · TexPool.com  
© 2020 Federated Hermes, Inc.  
G35884-24 (6/20)

MS. CATHY CAMPBELL  
BRAZORIA COUNTY  
111 E LOCUST ST STE 305  
ANGLETON TX 77515-4677  
1286

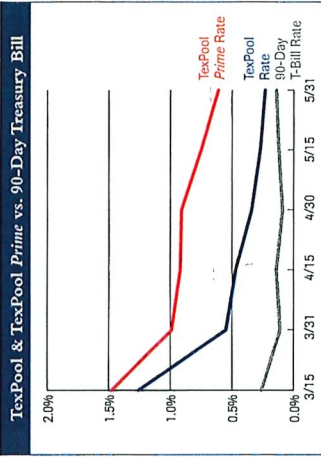


withdrawal strategy. Policymakers have reduced daily and weekly purchases of Treasuries and are considering raising the floor on overnight reverse repo rates to five basis points. And, they know that some of the new facilities, especially the CPFF, are not getting much usage, as bid/ask spreads have normalized.

The Fed has been anything but quiet in its pushback on negative rates. In May, policymakers repeated many times they are satisfied that their present tools, such as forward guidance, quantitative easing and lending programs are effective and that pushing rates below zero is not on the table. Unlike the novel nature of many of its new facilities, there is plenty of evidence of the ineffectiveness of negative rates from the European Central Bank and the Bank of Japan. Fed officials know the score. But many in the marketplace simply aren't listening as seen in the recent trading of the fed funds futures contracts in negative territory for early 2021.

In May, inflows to the liquidity space were more diversified. The concentration in the government sector is still high, but prime has been receiving more assets. The bill curve has improved, with yields in double-digit basis points. Spreads between prime and government securities tightened in May as London interbank offered rates (Libor) continued to fall.

U.S. Treasury yields ended the month with 1-month at 0.13%, 3-month at 0.14%, 6-month at 0.18% and 12-month at 0.21%. Libor ended the month with 1-month at 0.18%, 3-month at



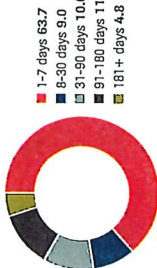
90-Day Treasury Bill is a short-term debt instrument issued by the national government. There are used to make immediate cash to meet outstanding obligations.  
Any private investor can invest in a Treasury bill. The 90-Day Treasury Bill is a weighted average rate of the weekly auctions of 90-Day Treasury Bill.  
Past performance is no guarantee of future results.

0.34%, 6-month at 0.51% and 12-month at 0.67%. The weighted average maturity (WAM) at month-end was 36 days for TexPool and 50 days for TexPool Prime.



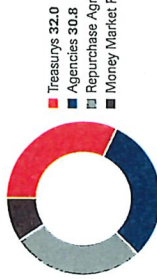
### Portfolio by Maturity (%)

As of May 31, 2020



### Portfolio by Type of Investment (%)

As of May 31, 2020



### Portfolio Asset Summary as of May 31, 2020

	Book Value	Market Value
Uninvested Balance	\$646.36	
Receivable for Investments Sold	0.00	
Accrual of Interest Income	12,876,227.87	
Payable for Investments Purchased	-6,330,736.51	
Accrued Expenses & Taxes	-89,938.47	
Repurchase Agreements	7,887,035,000.00	
Mutual Fund Investments	2,632,074,000.00	
Government Securities	8,687,747,772.10	
U.S. Treasury Inflation Protected Securities	1,107,344,334.32	
U.S. Treasury Bills	6,428,861,045.69	
U.S. Treasury Notes	1,558,926,925.50	
<b>Total</b>	<b>\$27,678,713,202.66</b>	<b>\$27,688,133,826.68</b>

Market value of collateral supporting the Repurchase Agreements is at least 102% of the Book Value. The portfolio is managed by Fidelity Investment. Committing and the assets are safe kept in a separate custodial account at State Street Bank in the name of TexPool. The only source of payment to the Participants is the assets of TexPool. There is no secondary source of payment for the pool such as insurance or State guarantee. Should you require a copy of the portfolio, please contact TexPool Participant Services.

### Participant Summary

	Number of Participants	Balance
School District	588	\$8,573,354,129.88
Higher Education	59	\$1,468,666,711.82
Healthcare	86	\$1,307,360,056.42
Utility District	831	\$3,347,589,160.88
City	479	\$7,440,131,210.04
County	189	\$3,159,744,726.41
Other	371	\$2,391,569,991.85

### \*\*Definition of Weighted Average Maturity and Weighted Average Life

WAM is the mean average of the periods of time remaining until the securities held in TexPool (a) are scheduled to be repaid, (b) would be repaid upon a demand by TexPool, or (c) are scheduled to have their interest rate re-adjusted after current market rates. Securities with adjustable rates payable upon demand are treated as maturing on the earlier of the two dates set forth in (b) and (c) if their scheduled maturity is 397 days or less, and the later of the two dates set forth in (b) and (c) if their scheduled maturity is more than 397 days. The mean is weighted based on the percentage of the amortized cost of the portfolio invested in each period.

WAL is calculated in the same manner as WAM, but is based solely on the periods of time remaining until the securities held in TexPool (a) are scheduled to be repaid or (b) would be repaid upon a demand by TexPool, without reference to when interest rates of securities within TexPool are scheduled to be re-adjusted.

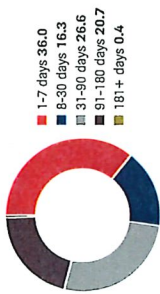
### Daily Summary

Date	Money Mkt. Fund Equity (SEC-Stat)	Dividend Factor	TexPool Invested Balance	NAV	WAM Days	WAL Days
5/1	0.3223%	0.000008831	\$27,991,359,825.61	1.00040	31	104
5/2	0.3223%	0.000008831	\$27,991,359,825.61	1.00040	31	104
5/3	0.3223%	0.000008831	\$27,991,359,825.61	1.00040	31	104
5/4	0.3244%	0.000008887	\$27,827,348,012.81	1.00039	29	105
5/5	0.3213%	0.000008803	\$27,776,458,592.21	1.00038	30	109
5/6	0.3083%	0.000008447	\$27,739,090,082.04	1.00037	30	109
5/7	0.3099%	0.000008493	\$27,942,747,607.03	1.00036	30	108
5/8	0.2866%	0.000007853	\$28,094,530,061.55	1.00036	30	107
5/9	0.2866%	0.000007853	\$28,094,530,061.55	1.00036	30	107
5/10	0.2866%	0.000007853	\$28,094,530,061.55	1.00036	30	107
5/11	0.2887%	0.000007909	\$28,067,522,286.81	1.00035	31	106
5/12	0.2844%	0.000007783	\$28,011,045,034.33	1.00034	31	106
5/13	0.2803%	0.000007680	\$28,003,556,256.00	1.00034	31	105
5/14	0.2866%	0.000007359	\$27,840,379,105.71	1.00035	32	108
5/15	0.2871%	0.000007317	\$27,840,379,105.71	1.00039	33	109
5/16	0.2871%	0.000007317	\$27,840,379,105.71	1.00039	33	109
5/17	0.2871%	0.000007317	\$27,840,379,105.71	1.00039	33	109
5/18	0.2866%	0.000007029	\$28,017,794,786.19	1.00042	32	106
5/19	0.2932%	0.000006537	\$28,152,956,308.47	1.00041	33	106
5/20	0.2863%	0.000006475	\$28,133,311,556.71	1.00041	34	106
5/21	0.2304%	0.000006313	\$28,092,446,680.04	1.00041	34	107
5/22	0.2273%	0.000006227	\$28,307,715,191.44	1.00038	35	106
5/23	0.2273%	0.000006227	\$28,307,715,191.44	1.00038	35	106
5/24	0.2273%	0.000006227	\$28,307,715,191.44	1.00038	35	106
5/25	0.2273%	0.000006227	\$28,307,715,191.44	1.00038	35	106
5/26	0.2457%	0.000006731	\$28,117,921,186.07	1.00037	34	107
5/27	0.2428%	0.000006651	\$27,950,554,513.23	1.00037	35	107
5/28	0.2354%	0.000006450	\$27,927,600,399.83	1.00036	35	108
5/29	0.2331%	0.000006386	\$27,678,713,202.66	1.00035	36	109
5/30	0.2331%	0.000006386	\$27,678,713,202.66	1.00035	36	109
5/31	0.2331%	0.000006386	\$27,678,713,202.66	1.00035	36	109
<b>Average:</b>	<b>0.2685%</b>	<b>0.000007356</b>	<b>\$27,990,041,980.72</b>	<b>1.00038</b>	<b>33</b>	<b>107</b>

**TEXPOOL Prime**

**Portfolio by Maturity (%)**

As of May 31, 2020



**Portfolio by Type of Investment (%)**

As of May 31, 2020



**Portfolio Asset Summary as of May 31, 2020**

	Book Value	Market Value
Uninvested Balance	\$81,945.13	\$81,945.13
Receivable for Investments Sold	0.00	0.00
Accrual of Interest Income	1,712,832.08	1,712,832.08
Interest and Management Fees Payable	-4,530,451.14	-4,530,451.14
Payable for Investments Purchased	-499,895,000.00	-499,895,000.00
Accrued Expenses & Taxes	-29,009.43	-29,009.43
Repurchase Agreements	1,476,187,000.00	1,476,187,000.00
Commercial Paper	2,576,559,932.06	2,562,510,073.19
Bank Instruments	0.00	0.00
Mutual Fund Investments	562,125,248.49	562,052,003.75
Government Securities	1,369,666,170.63	1,369,741,065.90
Variable Rate Notes	1,672,999,936.18	1,673,508,990.00
<b>Total</b>	<b>\$7,154,878,504.48</b>	<b>\$7,161,340,249.48</b>

Market value of collateral supporting the Repurchase Agreements is at least 102% of the Book Value. The portfolio is managed by Fidelity Investment. Considering and the assets are safe kept in a separate custodial account at State Street Bank in the name of TEXPOOL Prime. The assets of TEXPOOL Prime are the only source of payments to the Participants. There is no secondary source of payment for the pool such as insurance or State guarantee. Should you require a copy of the portfolio, please contact TEXPOOL Participant Services.

**Participant Summary**

	Number of Participants	Balance
School District	127	\$2,450,511,903.17
Higher Education	19	\$688,642,511.90
Healthcare	16	\$315,466,190.10
Utility District	47	\$351,286,290.97
City	84	\$1,520,205,467.54
County	42	\$636,077,038.62
Other	88	\$1,232,550,392.21

**TEXPOOL Prime**

**Daily Summary**

Date	Money/Prft. Fund Equiv. (SEC-Std)	Dividend Factor	TexPool/Prime Invested/Balance	NAV	WAM Days	WAL Days
5/1	0.9066%	0.000024838	\$7,098,279,387.30	1.00070	51	71
5/2	0.9066%	0.000024838	\$7,098,279,387.30	1.00070	51	71
5/3	0.9066%	0.000024838	\$7,098,279,387.30	1.00070	51	71
5/4	0.8558%	0.000023446	\$7,098,932,066.12	1.00075	49	69
5/5	0.8411%	0.000023043	\$7,103,641,467.46	1.00078	51	71
5/6	0.7986%	0.000021679	\$7,109,983,665.28	1.00082	50	70
5/7	0.8231%	0.000022551	\$7,115,645,539.57	1.00083	51	72
5/8	0.8169%	0.000022360	\$7,144,398,821.24	1.00083	51	71
5/9	0.8169%	0.000022380	\$7,144,398,821.24	1.00083	51	71
5/10	0.8169%	0.000022380	\$7,144,398,821.24	1.00083	51	71
5/11	0.7691%	0.000021071	\$7,147,109,895.40	1.00086	50	68
5/12	0.7562%	0.000020719	\$7,169,984,134.81	1.00091	51	69
5/13	0.7615%	0.000020864	\$7,165,352,823.65	1.00090	50	68
5/14	0.7517%	0.000020565	\$7,094,115,900.61	1.00083	51	69
5/15	0.7519%	0.000020601	\$6,991,023,913.57	1.00090	52	70
5/16	0.7519%	0.000020601	\$6,991,023,913.57	1.00090	52	70
5/17	0.7519%	0.000020601	\$6,991,023,913.57	1.00090	52	70
5/18	0.7593%	0.000020804	\$7,011,729,917.14	1.00090	51	67
5/19	0.7336%	0.000020105	\$7,002,597,171.94	1.00089	51	67
5/20	0.7316%	0.000020043	\$6,998,714,956.31	1.00090	51	67
5/21	0.7258%	0.000019885	\$6,995,682,894.74	1.00089	50	65
5/22	0.6980%	0.000019123	\$7,032,722,133.19	1.00084	51	66
5/23	0.6980%	0.000019123	\$7,032,722,133.19	1.00084	51	66
5/24	0.6980%	0.000019123	\$7,032,722,133.19	1.00084	51	66
5/25	0.6980%	0.000019123	\$7,032,722,133.19	1.00084	51	66
5/26	0.6742%	0.000018472	\$7,042,836,461.44	1.00086	49	64
5/27	0.6651%	0.000018222	\$7,036,273,678.22	1.00086	48	64
5/28	0.6609%	0.000018106	\$7,128,108,627.05	1.00084	48	62
5/29	0.6079%	0.000016654	\$7,154,878,504.00	1.00091	50	63
5/30	0.6079%	0.000016654	\$7,154,878,504.00	1.00091	50	63
5/31	0.6079%	0.000016654	\$7,154,878,504.00	1.00091	50	63
<b>Average:</b>	<b>0.7552%</b>	<b>0.000020636</b>	<b>\$7,082,275,797.12</b>	<b>1.00086</b>	<b>51</b>	<b>68</b>