

**CERTIFIED COPY
BRAZORIA COUNTY COMMISSIONERS' COURT**

ORDER NO. 6.Q.1

**RE: TREASURER'S MONTHLY CASH AND
INVESTMENT REPORT FOR SEPTEMBER
2020 AND THE 4TH QUARTER AND
ANNUAL INVESTMENT ACTIVITY
REPORTS FOR FISCAL YEAR 2020**

Approve the Treasurer's Monthly Cash and Investment Report for September 2020 and the 4th Quarter and Annual Investment Activity Reports for Fiscal Year 2020. This order and affidavit must be filed with the County Clerk. It is further requested a certified copy of this order be returned to the County Treasurer. This report will be published on the County website.

RESULT:	PASSED [UNANIMOUS]
MOVER:	Donald "Dude" Payne, Commissioner
SECONDER:	Ryan Cade, Commissioner
AYES:	Judge Sebesta, Commissioner Payne, Commissioner Cade, Commissioner Adams, Commissioner Linder

STATE OF TEXAS §

COUNTY OF BRAZORIA §

I, Joyce Hudman, Clerk County Court and Ex-Officio Clerk of the Commissioners' Court of Brazoria County, Texas, do hereby certify that the foregoing is a true and correct copy of that certain:

ORDER NO. 6.Q.1

**RE: TREASURER'S MONTHLY CASH AND
INVESTMENT REPORT FOR SEPTEMBER
2020 AND THE 4TH QUARTER AND
ANNUAL INVESTMENT ACTIVITY
REPORTS FOR FISCAL YEAR 2020**

as passed by the Commissioners' Court on the 10th day of NOVEMBER, A.D., 2020, Regular Session Term of Commissioners' Court and as the same appear(s) in the Commissioners' Court Records of Brazoria County, Texas.

GIVEN UNDER MY HAND AND SEAL OF OFFICE, this the 13th DAY OF NOVEMBER, A. D., 2020.

JOYCE HUDMAN, Clerk County Court
and Ex-Officio Member of the Commissioners'
Court of Brazoria County, Texas

By: 
M. Hudman, Deputy



CATHY CAMPBELL, CCT, CIO

BRAZORIA COUNTY TREASURER

111 E. Locust, Room 305 Angleton, Texas 77515-4654
979-864-1353 FAX 979-864-1680


Attached is the Monthly Treasurer's Report submitted by Cathy Campbell, Brazoria County Treasurer for the month of SEPTEMBER 2020. This report is submitted in compliance with the Local Government Code Chapter 114, Chapter 2256 and Chapter 2257. This report contains:

Commissioners' Court Affidavit: 114.026 (d)
Monies received and disbursed: 114.026 (a) (1)
Pledged Securities Management Report: 2257.021
Debts due to* and owed by the county: 114.026 (a) (2)
All other proceedings in the Treasurer's office: 114.026 (a) (3)
Brazoria County general ledger fund activity: 114.026 (c)

Brazoria County Investment Portfolio for September 2020: 2256.023
Brazoria County Investment Activity Report for 4th Quarter Fiscal Year 2020: 2256.023
Brazoria County Investment Activity Report for Fiscal Year 2020: 2256.023

Note: debts due to the County are reported to the Court by the collecting offices: 114.044.

"I CERTIFY THAT TO THE BEST OF MY KNOWLEDGE THE ATTACHED REPORTS ARE TRUE AND CORRECT."



Cathy Campbell, CCT, CIO
Brazoria County Treasurer


MINUTES OF COUNTY FINANCES
TREASURER'S MONTHLY REPORT
AFFIDAVIT
COMMISSIONERS' COURT NOVEMBER 10, 2020

BEFORE ME, the undersigned authority, a Notary Public in and for Brazoria County, Texas, on this day personally appeared the Members of Brazoria County Commissioners' Court and who after being duly sworn upon their oaths do hereby state as follows:


The requirements of Subsection (c) of the Texas Local Government Code §114.026 have been met and that we have reviewed and examined the Monthly Report of: **CATHY CAMPBELL**, Treasurer of Brazoria County, Texas for **SEPTEMBER 2020**.

Further, having taken reasonable steps to ensure its accuracy as presented, approve the report and enter this order into the minutes which state total cash and other assets in the custody of the County Treasurer at the time of the examination to be \$167,377,034.17.


The Treasurer's report and this affidavit will be published on the Brazoria County website.




L. M. "Matt" Sebesta, Jr.
County Judge




Donald W. "Dude" Payne
Commissioner Precinct 1



Ryan Cade
Commissioner Precinct 2





Stacy L. Adams
Commissioner Precinct 3



David R. Linder
Commissioner Precinct 4

SUBSCRIBED AND SWORN TO BEFORE ME THIS 10th DAY OF NOVEMBER, 2020.






Notary Public in and for Brazoria County, Texas
My Commission Expires: 2-16-2024

BRAZORIA COUNTY Bank Account Activity and Interest Report for SEPTEMBER 2020

Account	Ending Bank Balance 08/31/2020	Deposits and Other Credits Received	Checks and Other Debits Disbursed	Ending Bank Balance 09/30/2020	MONTHLY Interest Earned	Interest Rate
FIRST NATIONAL BANK OF LAKE JACKSON						
Tax Assessor/Collector GOVPAY Acct	677,802.64	809,372.22	(793,288.86)	693,886.00	288.12	0.70
Tax Assessor/Collector Veh Inventory Prop Tax	1,436,978.27	254,550.72	(370.72)	1,691,158.27	820.78	0.70
Payroll	1,363,751.01	14,446,169.90	(13,345,512.30)	2,464,408.61	1,071.40	0.70
Operating	15,846,599.41	19,246,492.59	(25,070,052.75)	10,023,039.25	6,221.46	0.70
Jury Fund	304,845.00	220.00	(3,245.00)	301,820.00	163.18	0.70
Tax Assessor/Collector Boat Sales Tax *	7,688.50	84,664.96	(82,492.46)	9,861.00	4.74	0.70
County Clerk Trust Fund	8,306,044.77	164,992.58	(285,192.47)	8,185,844.88	4,699.96	0.70
District Clerk Trust Fund	2,579,659.97	15,475,122.65	(294,347.37)	17,760,435.25	831.76	0.70
Tax Assessor/Collector Motor Vehicle Acct	1,457,355.87	7,375,879.69	(6,952,677.65)	1,880,557.91	746.91	0.70
Tax Assessor/Collector Boat Collections	62,677.15	112,959.01	(91,399.60)	84,236.56	18.76	0.70
Tax Assessor/Collector Sales Tax Account *	1,484,652.79	4,887,278.02	(5,569,314.09)	802,616.72	449.30	0.70
Sheriff Barber Shop Education Training Program *	76,553.45	88.05		76,641.50	44.05	0.70
Comptroller Direct Deposit	3,097,363.27	2,493,279.52	(3,691,057.14)	1,899,585.65	504.76	0.70
Sheriff's Dept Narcotic Unit-Operations	4,190.14	6,000.00	(1,780.00)	8,410.14	2.93	0.70
Comm. Super & Corrections Dept. Restitution Acct	123,920.84	36,822.26	(25,630.98)	135,112.12	73.12	0.70
District Atty Check Collection Account	18,001.76	7,460.89	(6,466.22)	18,996.43	9.11	0.70
Tax Assessor/Collector Tax Account	2,162,720.73	1,739,455.33	(2,034,754.79)	1,867,421.27	1,076.29	0.70
Employee Benefit Trust Fund *	5,821,490.27	2,563,773.69	(1,638,093.73)	6,747,170.23	3,350.41	0.70
Investment Acct	2,000,000.00	0.00	0.00	2,000,000.00	1,150.69	0.70
Credit Card Account	92,704.95	548,916.29	(356,411.42)	285,209.82	85.90	0.70
E-Filing / E-Recording	140,047.30	425,526.00	(377,741.05)	187,832.25	62.61	0.70
Parks Credit Card	10,492.80	49,138.25	(46,518.83)	13,112.22	7.62	0.70
Juvenile Restitution Account	3,509.34	3,756.07	(3,699.40)	3,566.01	2.51	0.70
TouchPay Credit Card	16,954.94	90,047.81	(75,694.59)	31,308.16	14.52	0.70
First National Bank of Lake Jackson Totals	47,096,005.17	70,821,966.50	(60,745,741.42)	57,172,230.25	21,700.89	
TOTAL Interest Earning Accounts EOM Balance				57,172,230.25	21,700.89	
Non-Int bearing Accts: Sheriff, County and District Clerks Cash Bonds; TCDBG-IKE; Inmate Trusts; TCEQ ; Bail Bond Sec; HMGF				1,220,186.45		
				58,392,416.70		

This report is presented in accordance with The Texas Government Code Title 4 Sec. 114.026 (a)(1) and I certify that to the best of my knowledge the above is the true and correct cash balance remaining in the Treasurer's custody.


 Cathy Campbell, CCT, CIO
 Brazoria County Treasurer



CATHY CAMPBELL, CCT, CIO
BRAZORIA COUNTY TREASURER

111 E. Locust, Room 305 Angleton, Texas 77515-4654
979-864-1353 FAX 979-864-1680

Attached is a copy of the management report for the securities that were pledged to Brazoria County by First National Bank of Lake Jackson for the month of **SEPTEMBER 2020.**

Note: Brazoria County no longer has funds on deposit with Wells Fargo Bank.

"I CERTIFY THAT TO THE BEST OF MY KNOWLEDGE THE ATTACHED REPORTS ARE TRUE AND CORRECT."

Cathy Campbell, CCT, CIO
Brazoria County Treasurer

Reportfolio

First National Bank of Lake Jackson, Lake Jackson, T
 Published: 9/29/2020 10:21:09 AM

Management Report

Pledged To: BRAZORIA COUNTY

Date: 30-Sep-20
 Page: 16

Section V-C

Safekeeping

Code	Cusip Trans#	Description Maturity	Prerfund	Pool Coupon	Moody StdPoor	Original Face Pledged Percent	Original Face Value	Pledged Par Value	Pledged Book Value	Pledged Market Value
FHLB	3137FN3Z1	FHR 4903 EC 9/15/2048	FAS 115	2.500		\$2,500,000.00 100.00%	\$2,500,000.00	\$1,534,741.48	\$1,543,723.50	\$1,597,562.29
FEDERAL HOME LOAN BANK AFS										
FHLB	3137FMXN7	FHR 4900 HC 11/25/2048		2.000		\$3,000,000.00 100.00%	\$3,000,000.00	\$2,769,796.35	\$2,748,581.44	\$2,819,528.60
FEDERAL HOME LOAN BANK AFS										
FHLB	3137FPRV9	FHR 4927 QE 1/25/2049		2.250		\$3,000,000.00 100.00%	\$3,000,000.00	\$2,839,530.99	\$2,835,981.58	\$2,927,443.15
FEDERAL HOME LOAN BANK AFS										
FHLB	38381WK72	GNR 2019-86 WB 3/20/2049		1.750		\$3,500,000.00 100.00%	\$3,500,000.00	\$3,263,102.64	\$3,223,587.63	\$3,312,305.66
FEDERAL HOME LOAN BANK AFS										
FHLB	38381WK80	GNR 2019-86 WC 3/20/2049		2.000		\$3,600,000.00 100.00%	\$3,600,000.00	\$3,356,334.14	\$3,338,753.82	\$3,433,654.38
FEDERAL HOME LOAN BANK AFS										
FHLB	38381V4L1	GNR 2019-70 WC 4/20/2049		2.500		\$4,000,000.00 100.00%	\$4,000,000.00	\$3,707,968.52	\$3,725,969.81	\$3,847,658.82
FEDERAL HOME LOAN BANK AFS										
FHLB	3136B6U68	FNR 2019-68 UM 7/25/2049		2.250		\$3,500,000.00 100.00%	\$3,500,000.00	\$3,342,012.42	\$3,328,286.96	\$3,450,457.68
FEDERAL HOME LOAN BANK AFS										
FHLB	3137FNH60	FHR 4910 PB 7/25/2049		2.000		\$3,000,000.00 100.00%	\$3,000,000.00	\$2,795,065.27	\$2,763,869.34	\$2,855,499.92
FEDERAL HOME LOAN BANK AFS										
25 CMOs - Fixed Rate										
Total Pledged							\$59,130,000.00	\$38,030,566.86	\$37,953,586.53	\$39,288,868.28
117 To: BRC BRAZORIA COUNTY							\$291,095,624.00	\$67,847,229.11	\$68,177,722.18	\$70,968,552.56
							\$0.00	\$2,000,000.00	Other securities with Stated Maturity Under 2 Years	
							\$0.00	\$65,847,229.11	Other securities with Stated Maturity Over 2 Years	

** If no data is shown, then there are no pledges for the current period.



Brazoria County Bond Payments - September 2020

	<u>INTEREST</u>	<u>PRINCIPAL</u>	<u>BAB SUBSIDY</u>	<u>TOTAL</u>
Series 2012 - Certificates of Obligation	0.00	0.00	0.00	0.00
Series 2012 - Unlimited Tax Road Bonds	0.00	0.00		0.00
Series 2016 - Unlimited Tax Refunding Bonds	0.00	0.00		0.00
Series 2016 - Limited Tax Refunding Bonds	0.00	0.00		0.00
Series 2018 -Certificates of Obligation	0.00	0.00		0.00
Series 2018 - Unlimited Tax Refunding Bonds	0.00	0.00		0.00
Series 2020 -Unlimited Tax Refunding (2010B BAB) Bonds	0.00	0.00		0.00
TOTAL PAYMENTS	0.00	0.00	0.00	0.00

The following pages show the remaining bond payments to be made by Brazoria County.

This report is presented in accordance with The Texas Government Code Title 4 Sec. 114.026 (a)(2)

Cathy Campbell, CCT, CIO
Brazoria County Treasurer

BRAZORIA COUNTY, TEXAS
Series 2012 - Certificates of Obligation
Remaining Payment Schedule

FISCAL YEAR	INTEREST 1-Mar	PRINCIPAL 1-Mar	INTEREST 1-Sep	TOTAL PAYMENT
2021	477,575.00	1,350,000.00	443,825.00	2,271,400.00
2022	443,825.00	1,420,000.00	408,325.00	2,272,150.00
2023	408,325.00	1,495,000.00	370,950.00	2,274,275.00
2024	370,950.00	1,570,000.00	331,700.00	2,272,650.00
2025	331,700.00	1,650,000.00	290,450.00	2,272,150.00
2026	290,450.00	1,735,000.00	247,075.00	2,272,525.00
2027	247,075.00	1,825,000.00	201,450.00	2,273,525.00
2028	201,450.00	1,920,000.00	153,450.00	2,274,900.00
2029	153,450.00	2,000,000.00	118,450.00	2,271,900.00
2030	118,450.00	2,075,000.00	82,137.50	2,275,587.50
2031	82,137.50	2,145,000.00	44,600.00	2,271,737.50
2032	44,600.00	2,230,000.00		2,274,600.00
	3,169,987.50	21,415,000.00	2,692,412.50	27,277,400.00

Debt History:
Date of Receipt: 26-Jul-12
Amount of Issue \$25,115,000.00
True Int Cost 3.380%

Paying Agent:
U.S. Bank
ABA routing # 091000022
St. Paul, MN 55486-2639

BRAZORIA COUNTY, TEXAS
Series 2012 - Unlimited Tax Road Bonds
Remaining Payment Schedule

FISCAL YEAR	INTEREST 1-Mar	PRINCIPAL 1-Mar	INTEREST 1-Sep	TOTAL PAYMENT
2021	95,400.00	420,000.00	89,100.00	604,500.00
2022	89,100.00	430,000.00	82,650.00	601,750.00
2023	82,650.00	445,000.00	75,975.00	603,625.00
2024	75,975.00	455,000.00	69,150.00	600,125.00
2025	69,150.00	470,000.00	62,100.00	601,250.00
2026	62,100.00	485,000.00	54,825.00	601,925.00
2027	54,825.00	500,000.00	47,012.50	601,837.50
2028	47,012.50	515,000.00	38,643.75	600,656.25
2029	38,643.75	535,000.00	29,950.00	603,593.75
2030	29,950.00	550,000.00	20,668.75	600,618.75
2031	20,668.75	570,000.00	10,693.75	601,362.50
2032	10,693.75	590,000.00		600,693.75
	676,168.75	5,965,000.00	580,768.75	7,221,937.50

Debt History:
Date of Receipt: 26-Jul-12
Amount of Issue \$8,575,000.00
True Int cost 3.120%

Paying Agent:
U.S. Bank
ABA routing # 091000022
St. Paul, MN 55486-2639

BRAZORIA COUNTY, TEXAS
Series 2016 - Limited Tax Refunding Bonds
Remaining Payment Schedule

FISCAL YEAR	INTEREST 1-Mar	PRINCIPAL 1-Mar	INTEREST 1-Sep	TOTAL PAYMENT
2021	113,225.00	625,000.00	103,850.00	842,075.00
2022	103,850.00	905,000.00	85,750.00	1,094,600.00
2023	85,750.00	945,000.00	66,850.00	1,097,600.00
2024	66,850.00	980,000.00	47,250.00	1,094,100.00
2025	47,250.00	1,025,000.00	26,750.00	1,099,000.00
2026	26,750.00	1,070,000.00		1,096,750.00
	443,675.00	5,550,000.00	330,450.00	6,324,125.00

Debt History:
 Date of Receipt 28-Jan-16
 Amount of Issue \$8,125,000.00
 True Int cost 2.207%

Paying Agent:
 U.S. Bank
 ABA routing # 091000022
 St. Paul, MN 55486-2639

Refunding Series 2006 Certificate of Obligation

BRAZORIA COUNTY, TEXAS
Series 2016 - Unlimited Tax Refunding Bonds
Remaining Payment Schedule

FISCAL YEAR	INTEREST 1-Mar	PRINCIPAL 1-Mar	INTEREST 1-Sep	TOTAL PAYMENT
2021	133,100.00	505,000.00	125,525.00	763,625.00
2022	125,525.00	860,000.00	108,325.00	1,093,850.00
2023	108,325.00	900,000.00	90,325.00	1,098,650.00
2024	90,325.00	935,000.00	71,625.00	1,096,950.00
2025	71,625.00	975,000.00	52,125.00	1,098,750.00
2026	52,125.00	1,015,000.00	26,750.00	1,093,875.00
2027	26,750.00	1,070,000.00	0.00	1,096,750.00
	607,775.00	6,260,000.00	474,675.00	7,342,450.00

Debt History:
 Date of Receipt 28-Jan-16
 Amount of Issue \$8,425,000.00
 True Int cost 2.376%

Paying Agent:
 U.S. Bank
 ABA routing # 091000022
 St. Paul, MN 55486-2639

Refunding Series 2006 Unlimited Tax Road Bonds

BRAZORIA COUNTY
Certificates of Obligation
Series 2018
Payment Schedule

FISCAL YEAR	INTEREST 1-Mar	PRINCIPAL 1-Mar	INTEREST 1-Sep	TOTAL PAYMENT
2021	185,575.00	290,000.00	178,325.00	653,900.00
2022	178,325.00	305,000.00	170,700.00	654,025.00
2023	170,700.00	320,000.00	162,700.00	653,400.00
2024	162,700.00	335,000.00	154,325.00	652,025.00
2025	154,325.00	355,000.00	145,450.00	654,775.00
2026	145,450.00	370,000.00	136,200.00	651,650.00
2027	136,200.00	390,000.00	126,450.00	652,650.00
2028	126,450.00	410,000.00	116,200.00	652,650.00
2029	116,200.00	430,000.00	105,450.00	651,650.00
2030	105,450.00	455,000.00	94,075.00	654,525.00
2031	94,075.00	475,000.00	82,200.00	651,275.00
2032	82,200.00	500,000.00	69,700.00	651,900.00
2033	69,700.00	525,000.00	59,200.00	653,900.00
2034	59,200.00	545,000.00	48,300.00	652,500.00
2035	48,300.00	570,000.00	36,900.00	655,200.00
2036	36,900.00	590,000.00	25,100.00	652,000.00
2037	25,100.00	615,000.00	12,800.00	652,900.00
2038	12,800.00	640,000.00	0.00	652,800.00
	1,909,650.00	8,120,000.00	1,724,075.00	11,753,725.00

Debt History:
Date of Receipt August 23, 2018
Amount of Issue \$8,120,000.00
Last Maturity March 01, 2038
True Interest Cost 3.496221%

Paying Agent:
U.S. Bank
ABA routing # 091000022
St. Paul, MN 55486-2639

BRAZORIA COUNTY
Unlimited Tax Refunding Bonds
Series 2018
Payment Schedule

FISCAL YEAR	INTEREST 1-Mar	PRINCIPAL 1-Mar	INTEREST 1-Sep	TOTAL PAYMENT
2021	92,625.00	390,000.00	82,875.00	565,500.00
2022	82,875.00	405,000.00	72,750.00	560,625.00
2023	72,750.00	425,000.00	62,125.00	559,875.00
2024	62,125.00	445,000.00	51,000.00	558,125.00
2025	51,000.00	475,000.00	39,125.00	565,125.00
2026	39,125.00	495,000.00	26,750.00	560,875.00
2027	26,750.00	520,000.00	13,750.00	560,500.00
2028	13,750.00	550,000.00		563,750.00
	441,000.00	3,705,000.00	348,375.00	4,494,375.00

Refunded Series 2008 Unlimited Tax Road Bonds

Debt History:
Date of Receipt August 23, 2018
Amount of Issue \$4,415,000.00
Last Maturity March 01, 2028
True Interest Cost 2.647974%

Paying Agent:
U.S. Bank
ABA routing # 091000022
St. Paul, MN 55486-2639

BRAZORIA COUNTY
Unlimited Tax Road Refunding Bonds
Series 2020
Payment Schedule

FISCAL YEAR	INTEREST 1-Mar	PRINCIPAL 1-Mar	INTEREST 1-Sep	TOTAL PAYMENT
2021	246,000.00	785,000.00	226,375.00	1,257,375.00
2022	226,375.00	825,000.00	205,750.00	1,257,125.00
2023	205,750.00	860,000.00	184,250.00	1,250,000.00
2024	184,250.00	910,000.00	161,500.00	1,255,750.00
2025	161,500.00	950,000.00	137,750.00	1,249,250.00
2026	137,750.00	995,000.00	112,875.00	1,245,625.00
2027	112,875.00	1,050,000.00	86,625.00	1,249,500.00
2028	86,625.00	1,100,000.00	59,125.00	1,245,750.00
2029	59,125.00	1,155,000.00	30,250.00	1,244,375.00
2030	30,250.00	1,210,000.00		1,240,250.00
	<u>1,450,500.00</u>	<u>9,840,000.00</u>	<u>1,204,500.00</u>	<u>12,495,000.00</u>

Debt History:
Date of Receipt January 23, 2020
Amount of Issue \$9,840,000.00
Last Maturity March 01, 2030
True Interest Cost 1.720776%

Paying Agent:
U.S. Bank
ABA routing # 091000022
St. Paul, MN 55486-2639

Refunded: 2010B Unlimited Tax Rd Bonds, (Build America Bonds)

BRAZORIA COUNTY TOLL ROAD AUTHORITY
 Limited Contract Tax and Subordinate Lien Toll Road Revenue Bonds
 Series 2017A
 Payment Schedule

FISCAL YEAR	INTEREST 1-Mar	PRINCIPAL 1-Mar	TOTAL PAYMENT	Estimated Monthly Installment Due to US BANK
2017			294,688.00	294,688.00
2018	768,750.00	768,750.00	1,537,500.00	128,125.00
2019	768,750.00	768,750.00	1,537,500.00	128,125.00
2020	768,750.00	768,750.00	1,537,500.00	128,125.00
2021	768,750.00	768,750.00	1,537,500.00	128,125.00
2022	768,750.00	768,750.00	1,537,500.00	128,125.00
2023	768,750.00	768,750.00	1,537,500.00	128,125.00
2024	768,750.00	768,750.00	1,537,500.00	128,125.00
2025	1,035,750.00	1,302,750.00	2,338,500.00	172,925.00
2026	1,035,750.00	1,302,750.00	2,338,500.00	172,925.00
2027	1,035,750.00	1,302,750.00	2,338,500.00	172,925.00
2028	1,263,375.00	1,550,000.00	2,813,375.00	217,125.00
2029	1,263,375.00	1,550,000.00	2,813,375.00	217,125.00
2030	1,201,812.50	1,715,000.00	2,916,812.50	243,062.50
2031	1,157,875.00	1,800,000.00	2,957,875.00	243,104.17
2032	1,111,750.00	1,880,000.00	2,991,750.00	243,218.75
2033	1,063,312.50	1,965,000.00	3,028,312.50	242,978.17
2034	1,012,437.50	2,065,000.00	3,077,437.50	242,761.67
2035	959,000.00	2,180,000.00	3,139,000.00	242,655.42
2036	902,812.50	2,305,000.00	3,207,812.50	242,498.98
2037	843,645.83	2,430,000.00	3,273,645.83	242,293.33
2038	782,500.00	2,565,000.00	3,347,500.00	242,037.50
2039	719,375.00	2,710,000.00	3,429,375.00	241,731.25
2040	654,250.00	2,865,000.00	3,519,250.00	241,375.00
2041	588,125.00	3,030,000.00	3,618,125.00	240,968.75
2042	522,000.00	3,205,000.00	3,727,000.00	240,512.50
2043	455,875.00	3,390,000.00	3,845,875.00	240,016.25
2044	390,000.00	3,585,000.00	3,975,000.00	239,480.00
2045	324,125.00	3,790,000.00	4,114,125.00	238,903.33
2046	258,250.00	4,005,000.00	4,263,250.00	238,287.50
2047	192,375.00	4,230,000.00	4,422,375.00	237,631.25
2048	126,500.00	4,465,000.00	4,591,500.00	236,935.00
2049	60,625.00	4,710,000.00	4,770,625.00	236,198.75
			111,368,288.00	7,182,250.00

Debt History:
 Date of Receipt 22-Jun-17
 Amount of Issue \$53,838,313.00

Paying Agent:
 U.S. Bank
 ABA routing # 091000022
 St. Paul, MN 55466-2639
 BRAZORH17CIB

Brazoria County Toll Road Authority Limited Contract Tax and Subordinate Lien Toll Road Revenue Bonds, Series 2017A, CIB

*Int due from ending to Sept 2017 debt payment, then monthly installments to US Bank thereafter begin Sept 2017
 Int calculations include compounded interest from Series 2017A Convertible CIBs.

Prepared by Cathy Campbell, CCT, CIO Brazoria County Treasurer

PA/Treas/BRAZORIA COUNTY TOLL ROAD AUTHORITY/BCTRA Debt Serv Bond schedule and whenBCTRA Debt Service Payment Schedule

BRAZORIA COUNTY TOLL ROAD AUTHORITY
 Limited Contract Tax and Subordinate Lien Toll Road Revenue Refunding Bonds
 Series 2020
 Payment Schedule

FISCAL YEAR	INTEREST 1-Mar	PRINCIPAL 1-Mar	TOTAL PAYMENT	Estimated Monthly Installment Due to US BANK
2020			862,797.00	110,466.17
2021	624,625.00	624,625.00	1,249,250.00	104,104.17
2022	624,625.00	624,625.00	1,249,250.00	104,104.17
2023	624,625.00	624,625.00	1,249,250.00	104,104.17
2024	624,625.00	624,625.00	1,249,250.00	104,104.17
2025	624,625.00	624,625.00	1,249,250.00	104,104.17
2026	624,625.00	624,625.00	1,249,250.00	104,104.17
2027	610,875.00	596,375.00	1,207,250.00	148,791.67
2028	596,375.00	596,375.00	1,192,750.00	148,937.50
2029	581,125.00	640,000.00	1,221,125.00	148,998.33
2030	565,125.00	675,000.00	1,240,125.00	148,854.17
2031	548,250.00	710,000.00	1,258,250.00	149,031.25
2032	530,500.00	745,000.00	1,275,500.00	149,062.50
2033	511,875.00	780,000.00	1,291,875.00	148,947.92
2034	492,250.00	825,000.00	1,317,250.00	149,093.75
2035	471,625.00	865,000.00	1,336,625.00	149,072.92
2036	450,000.00	910,000.00	1,360,000.00	148,885.42
2037	427,250.00	955,000.00	1,382,250.00	148,937.50
2038	403,375.00	1,005,000.00	1,408,375.00	148,802.08
2039	378,250.00	1,060,000.00	1,438,250.00	148,665.42
2040	351,750.00	1,110,000.00	1,461,750.00	148,166.67
2041	324,000.00	1,170,000.00	1,494,000.00	148,612.50
2042	294,750.00	1,230,000.00	1,524,750.00	148,062.50
2043	264,000.00	1,290,000.00	1,554,000.00	148,612.50
2044	231,750.00	1,360,000.00	1,591,750.00	148,812.50
2045	197,500.00	1,430,000.00	1,627,500.00	148,125.00
2046	162,000.00	1,500,000.00	1,662,000.00	148,145.83
2047	124,500.00	1,575,000.00	1,700,000.00	148,875.00
2048	85,125.00	1,660,000.00	1,745,125.00	148,178.75
2049	43,625.00	1,745,000.00	1,788,625.00	149,062.50
			48,810,922.00	288,104.17

Debt History:
 Date of Receipt 2-Feb-20
 Amount of Issue \$24,985,000.00

Paying Agent:
 U.S. Bank
 ABA routing # 091000022
 St. Paul, MN 55466-2639

Refunded: Brazoria County Toll Road Authority Limited Contract Tax and Subordinate Lien Toll Road Revenue Bonds, Series 2017B BANS

Prepared by Cathy Campbell, CCT, CIO Brazoria County Treasurer

PA/Treas/BRAZORIA COUNTY TOLL ROAD AUTHORITY/BCTRA Debt Serv Bond schedule and whenBCTRA Debt Service Payment Schedule



CATHY CAMPBELL, CCT, CIO
BRAZORIA COUNTY TREASURER

Brazoria County Treasurer's Office Proceedings for September 2020

Activity	Count		Amount
Cash receipts issued:	100	\$	73,958.34
HMGP Application payments processed	0	\$	-
Treasurer Deposits processed:	49	\$	120,829.48
Healthcare Invoices processed:	10	\$	1,611,343.71
Retiree premium payments processed:	340	\$	45,084.50
<65 Retiree Prepaid 401h reimbursements processed:	102	\$	30,090.00
>65 Retiree Prepaid 401h reimbursements processed:	247	\$	46,525.00
Wire transfers executed:	91	\$	22,662,673.10
Toll Road Wires executed:	7	\$	284,166.67
EFT files processed:	20	\$	13,172,702.05
Accounts Payable checks printed and distributed:	1173	\$	5,309,786.18
Jury checks printed and distributed:	211	\$	3,720.00
BCCSCD checks printed and distributed:	100	\$	33,348.05
Payroll checks printed and distributed:	45	\$	150,574.42
Payroll advices printed and distributed (est.):	700	\$	-
Stop payments issued:	38	\$	37,342.00
Positive Pay files processed:	25		
Brazo general ledger journal entries posted:	23		
Toll Road general ledger journal entries posted:	141		
Reports to State	2		
Bank Reconciliations	19		
EFT Set ups and/or changes	1		
DA Discovery payments taken-credit cards	50		
DA Discovery payments taken-checks/cash	110		

Submitted for compliance with Local Government Code Sec. 114.026 subsection (a)(3)
I certify to the best of my knowledge the above information is true and correct.


Cathy Campbell, CCT, CIO
Brazoria County Treasurer



Brazoria County General Ledger Fund Balance Activity
September 1, 2020 - September 30, 2020

998 Included

General Ledger Fund balances are of the last day of the month and may not include all journal entries and adjustments for that month.
Bank accounts have been reconciled or, are in the process of being reconciled to general ledger since this report was generated.
Submitted for compliance with Local Government Code Sec. 114.026 subsection (c)

Fund	Cash				Investments			
	Opening GL Balance	GL Debit	GL Credit	GL Ending Balance	Opening GL Balance	GL Debit	GL Credit	GL Ending Balance
10000 - General Fund	\$22,313,063.65	\$5,726,926,024.49	-\$5,725,317,333.67	\$23,921,754.47	\$89,818,746.06	\$2,333,862.90	-\$10,000,000.00	\$82,152,608.96
10100 - General Fund - Construction	-\$365,822.95	\$375,822.55	-\$9,999.60	\$0.00				
10200 - Juv Prob Fees	\$83,941.24	\$2,335.62	-\$1,917.17	\$84,359.69				
10300 - Unclaimed Juvenile Restitution	\$11,170.46	\$8.83	\$0.00	\$11,179.29				
10400 - Env Health-Retail Food Permits	\$19,292.57	\$32,354.52	-\$38,411.57	\$13,235.52				
10500 - District Clerk Contingency	\$437,203.33	\$3,172.82	-\$1,373.78	\$439,002.37	\$267,839.39	\$32.45	\$0.00	\$267,871.84
10600 - Fire Training Field	\$23,682.27	\$6.74	\$0.00	\$23,689.01				
10700 - Parks Special Events	\$13,999.92	\$204.03	-\$40.00	\$14,163.95				
10710 - Parks SFA Special Projects	\$2,554.91	\$400.08	\$0.00	\$2,954.99				
10850 - CPS-Donations	\$21,183.45	\$1,676.39	\$0.00	\$22,859.84				
10900 - CPS-Bikes & Bears	\$116.77	\$0.03	\$0.00	\$116.80				
20000 - Road and Bridge Non-Construct	\$129,339.66	\$5,626,049.26	-\$5,567,671.50	\$187,717.42	\$20,265,571.01	\$3,783.02	-\$2,000,000.00	\$18,269,354.03
20500 - Road and Bridge Construction	\$17,834.14	\$1,033,333.40	-\$1,036,517.54	\$14,650.00				
30000 - USDA-WIC								
30100 - TDSHS Women Infants & Children	-\$278,039.83	\$363,526.31	-\$396,571.30	-\$311,084.82				
30200 - USDA-WIC Peer Counseling								
30300 - USDA-WIC Registered Diet								
30400 - USDA-WIC Lactation Reimb.								
30500 - HHS-PPCPS-CRI								
30502 - HHS-PPCPS-CRI	-\$20,749.67	\$28,340.70	-\$16,284.76	-\$8,693.73				
30600 - HHS-RLSS-LPHS	-\$6,966.26	\$12,484.49	-\$10,441.32	-\$4,923.09				
30700 - HHS-PPCPS-HAZARDS								
30701 - HHS-CPS/HCID-PHEP								
30702 - HHS-CPS/UNIQUE								
30705 - HHS-PPCPS-HAZARDS	-\$54,310.53	\$79,933.21	-\$55,252.96	-\$29,630.28				
30706 - 2017 Hur Public Hlth Crisis R	-\$6,185.44	\$0.00	-\$2,155.42	-\$8,340.86				
30707 - COVID-19 Health Grant	-\$47,358.35	\$30,111.12	-\$57,364.41	-\$74,611.64				
30710 - HHS-INFECTIOUS_DIS_CONTRL_UNIT	-\$14,624.50	\$18,343.07	-\$12,319.75	-\$8,601.18				
30800 - HHS-CPS-Title IV-E-FCM	-\$51,873.50	\$8,768.77	-\$18,107.64	-\$61,212.36				
30850 - HHS-CPS-Title IV-E Legal Svcs	-\$79,686.32	\$44,944.02	-\$80,305.51	-\$115,047.81				
30900 - HHS-TJPC-Title IV-E FosterCare								
31100 - DHS-Repelitive Flood Claims								
31300 - DHS-Buffer Zone Protection	\$13,729.21	\$0.00	\$0.00	\$13,729.21				
31500 - DHS-St Homeland Sec-UASI	-\$944.14	\$2,675.21	-\$38,774.31	-\$37,043.24				
31600 - DHS-St Homeland Security	\$500.00	\$0.00	\$0.00	\$500.00				
32000 - HUD-FY20-Section 8 CARES	\$194,640.29	\$55.38	-\$120.00	\$194,575.67				
32005 - HUD-FY05-Section 8 Housing-ADM	\$34,699.90	\$9.88	\$0.00	\$34,709.78				
32006 - HUD-FY06-Section 8 Housing-ADM	\$110,185.46	\$31.37	\$0.00	\$110,216.83				
32007 - HUD-FY07-Section 8 Housing-ADM	\$19,920.95	\$5.67	\$0.00	\$19,926.62				
32008 - HUD-FY08-Section 8 Housing-ADM	\$39,393.44	\$11.22	\$0.00	\$39,404.66				
32009 - HUD-FY09-Section 8 Housing-ADM	\$86,395.67	\$24.60	\$0.00	\$86,420.27				
32010 - HUD-FY10-Section 8 Housing-ADM	\$125,182.70	\$35.64	\$0.00	\$125,218.34				
32011 - HUD-FY11-Section 8 Housing-ADM	\$93,820.31	\$26.71	\$0.00	\$93,847.02				
32012 - HUD-FY12-Section 8 Housing-ADM	\$37,223.14	\$10.60	\$0.00	\$37,233.74				
32013 - Section8-Adm	\$502,454.59	\$143.12	\$0.00	\$502,597.71				
32019 - HUD-2019-Section 8 Housing-ADM	-\$48,776.60	\$30.50	-\$8.14	-\$48,754.24				
32020 - HUD-2020-Section 8 Housing-ADM	\$43,161.16	\$148,717.34	-\$150,176.44	\$41,702.06				
32113 - Section 8-HAP	\$197.00	\$0.00	\$0.00	\$197.00				
32119 - HUD-2019-Section 8 Housing-HAP	\$20,096.18	\$30.50	\$0.00	\$20,126.68				
32120 - HUD-2020-Section 8 Housing-HAP	\$46,729.81	\$642,835.82	-\$651,539.00	\$38,026.63				
32211 - HUD-CDBG-2011								
32212 - HUD-CDBG-PY2012								
32213 - CDBG	\$1,314.85	\$512,849.31	-\$510,841.21	\$3,322.95				
32214 - HOME	-\$798.34	\$18,053.04	-\$17,219.16	\$35.54				
32215 - ESG	\$160.02	\$42,899.98	-\$43,536.75	-\$476.75				
32600 - HUD-Texas CDBG	\$0.00	\$8,676,674.74	-\$8,676,674.74	\$0.00				
32610 - HUD-2016 Flood GLO	-\$51,791.09	\$5,260,250.99	-\$5,261,762.00	-\$53,302.10				
32620 - HUD-Harvey GLO	-\$10,041.58	\$6,995.87	-\$371.83	-\$3,417.54				
33200 - USDOJ-Crime Vict Assist-VOCA	-\$15,116.90	\$52,726.16	-\$40,927.50	-\$3,318.24				
33250 - USDOJ-CSCD-Victim Svcs Prg								
33251 - USDOJ-CSCD-VSP	-\$1,831.83	\$2,747.74	-\$1,831.83	-\$915.92				
33300 - USDOJ-Drug Court Program	-\$4,932.84	\$18,996.42	-\$10,045.38	\$4,018.20				
33310 - USDOJ-DWI Court Program	\$14,836.78	\$20,965.97	-\$13,919.53	\$21,883.22				
33320 - USDOJ-Veterans Court Program	-\$6,848.53	\$13,897.91	-\$6,916.03	\$133.35				
33330 - USDOJ-Domestic Violence Court	-\$26,372.67	\$56,567.62	-\$41,318.83	-\$11,123.88				
33420 - USDOJ-COVID-19 Mitigation	-\$1,964.35	\$0.00	-\$462.20	-\$2,426.55				
33500 - USDOJ-DEA-Narcotics OT Exp	-\$926.39	\$926.43	-\$2,372.41	-\$2,372.37				
33510 - USDOJ-Organized Crime Drug Enf	\$15,489.04	\$0.00	\$0.00	\$15,489.04				
33900 - USDOJ-SCAAP	\$113,471.89	\$55,165.30	\$0.00	\$168,637.19				
34105 - TPW-HRCP-COL BOTTOMLAND PROJ	-\$405,166.18	\$14,210.56	-\$24,961.98	-\$415,917.60				
34200 - DOI-Parks Boating Access								

Fund	Cash				Investments			
	Opening GL Balance	GL Debit	GL Credit	GL Ending Balance	Opening GL Balance	GL Debit	GL Credit	GL Ending Balance
34250 - DOI-Swan Lake Boat Ramp								
34400 - USDOT-CR 257 Repairs								
34600 - FEMA- Flood Disaster 2015								
34610 - FEMA - Flood Disaster 2016	\$39,618.97	\$0.00	-\$5.00	\$39,613.97				
34615 - FEMA-Harvey 2017	\$523,508.29	\$63,091.76	\$0.00	\$586,600.05				
34616 - FEMA-Hazard Mitigation Grant P	-\$183,979.20	\$25,615.18	-\$52,111.98	-\$210,476.00				
34619 - Fema - Flood Disaster 2019								
34620 - CARES-Coronavirus Relief Fund	-\$759,578.81	\$456,003.56	-\$934,020.55	-\$1,237,595.80				
34621 - FEMA-Laura 2020	\$0.00	\$89,799.64	-\$162,738.81	-\$72,939.17				
34622 - FEMA-Beta 2020	\$0.00	\$60,229.48	-\$82,014.78	-\$21,785.30				
34700 - IMLS-Library Mobile Proj Rnd 2								
34710 - FCC-E-Rate Library Program	-\$24,374.94	\$0.00	\$0.00	-\$24,374.94				
34820 - USDC-SLP Dune Walkover								
34850 - USTREAS-Restore Act Projects	-\$426,099.93	\$15,537.50	-\$13,019.54	-\$423,581.97				
34860 - DOI-Parks - CIAP Grant								
34880 - TXDOT-SH288 Truck Weigh Statn	-\$451,687.50	\$0.00	\$0.00	-\$451,687.50				
34881 - TXDOT-CR58 PH II (CSJ304)	\$0.00	\$0.00	-\$51,892.91	-\$51,892.91				
34882 - TXDOT-CR59 (CSJ 305)	-\$192,993.69	\$0.00	-\$72,433.82	-\$265,427.51				
34883 - TXDOT-CR101 Widening (CSJ303)	-\$11,750,070.91	\$0.00	-\$851,996.09	-\$12,602,067.00				
34890 - USDA NRCS Oyster Creek Ditch10								
34912 - USDOT-1212ANGLE-Wildlife								
34913 - TXDOT 1312ANGLE-APRON								
34915 - TXDOT-15HGANGLE-HANGAR								
34925 - TXDOT - CARES 20CRANGLE	-\$69,000.00	\$138,000.00	-\$69,000.00	\$0.00				
35000 - TJJ-D-State Aid	\$168,599.86	\$344,010.68	-\$303,980.58	\$208,629.96				
35650 - TJPC-JJAEP-Boot Camp-8/31	\$31,041.66	\$64,026.66	-\$118,656.71	-\$23,588.39				
35800 - TJPC-JJAEP-Boot Camp-7/31								
35900 - TJJ-D-Mental Health Services								
35950 - TJJ-D-RDA-RegDiversionAlt-"R"	\$43,719.10	\$48,672.75	-\$30,350.10	\$62,041.75				
36000 - TCEQ-Follets Island Conserv PI	\$0.00	\$55.00	-\$55.00	\$0.00				
36400 - TCEQ-Local Initiatives Prg								
36410 - Texas Veterans Treatment Crt	-\$41,911.70	\$36,051.87	-\$28,248.33	-\$34,108.16				
36601 - GLO-HRCP-COL BOTTOMLANDS EDUC	-\$80,830.57	\$167,750.00	-\$78,875.00	-\$1,955.57				
36605 - GLO-Beach User Fees	-\$296,185.53	\$57,363.54	-\$91,684.97	-\$330,506.96				
36801 - TXDOT-CR 48 PROJECT								
37000 - OAG-VAG Grant	-\$10,065.08	\$23,901.57	-\$18,796.06	-\$4,959.57				
37100 - OAG-TEXAS VINE CONTR	\$0.00	\$0.00	-\$7,542.56	-\$7,542.56				
37200 - DFPS-CPS-Title IV-B-Concr Svc								
37300 - TDHCA-Amy Young Barrier Remova								
37400 - TDH-Immunization	-\$47,337.77	\$11,750.44	-\$10,966.06	-\$46,553.39				
37800 - OAG-Regional Juv Mental Hlth S	\$400.00	\$0.00	\$0.00	\$400.00				
37913 - TXDOT-M312ANGLE-FY13RAMP								
37914 - TXDOT-M212ANGLE-FY14RAMP								
37916 - TXDOT-M1612ANGL-FY16RAMP								
37917 - TXDOT-FY17RAMP								
37918 - TXDOT-FY18RAMP	-\$3,850.00	\$103,850.00	-\$100,000.00	\$0.00				
37919 - TXDOT-FY19RAMP	\$0.00	\$100,000.00	-\$100,000.00	\$0.00				
37920 - TXDOT-FY20RAMP	-\$73,181.78	\$96,363.56	-\$23,181.78	\$0.00				
37950 - TXDOT-Airport Layout-19MPANGLE								
38000 - Fire Code Inspection & Permit	\$12,480.91	\$68,222.89	-\$112,431.48	-\$31,727.68				
38010 - Economic Development Tax Abate	\$5.74	\$1,000.29	\$0.00	\$1,006.03				
38020 - BC Industrial Development Corp	\$2,513.83	\$0.00	\$0.00	\$2,513.83				
38100 - Vital Statistics Fee	\$55,069.53	\$1,795.77	-\$533.00	\$56,332.30				
38110 - Records Mgmt-Co.Clk-Recording	\$1,507,711.21	\$132,058.13	-\$103,761.61	\$1,536,007.73	\$959,710.60	\$116.20	\$0.00	\$959,826.80
38120 - Records Archive-Co Clik	\$1,218,624.37	\$137,504.48	-\$70,705.71	\$1,285,423.14				
38130 - Records Mgmt-Co.Clk-Criminal	\$18,761.51	\$3,432.84	-\$947.95	\$21,246.40				
38200 - Civ,Crim,Prob Records Mgmt	\$236,591.53	\$1,059.95	-\$3,764.24	\$233,887.24	\$316,660.39	\$38.36	\$0.00	\$316,698.75
38210 - County Graffiti Eradication	\$2,741.14	\$0.78	\$0.00	\$2,741.92				
38220 - Cnty,District Court Technology	\$99,659.40	\$1,073.81	-\$550.38	\$100,182.83				
38230 - Record Preservation-CtyClik	\$52,024.13	\$3,963.88	-\$2,055.00	\$53,933.01				
38240 - Cnty, District Specialty Court	\$14,235.94	\$4,148.68	-\$1,154.62	\$17,230.00				
38300 - Child Abuse Prevention Fund	\$19,512.45	\$97.48	-\$8.40	\$19,601.53				
38310 - Family Protection Fund	\$8,507.89	\$3,080.03	-\$1,294.58	\$10,293.34				
38320 - Records Management-Dist. Clik.	\$27,464.89	\$7,965.37	-\$5,101.66	\$30,328.60				
38330 - Records Archive-District Clerk	\$94,561.46	\$9,493.88	-\$6,736.86	\$97,318.48				
38340 - Record Preservation-DistClik	\$17,669.14	\$14,541.86	-\$16,431.06	\$15,779.94				
38350 - Records Technology - DC	\$13,530.80	\$2,740.17	-\$1,167.57	\$15,103.40				
38400 - Justice Crt Building Security	\$50,706.58	\$42,157.02	-\$60,749.67	\$32,113.93				
38410 - Justice Court Technology Fund	\$475,455.06	\$8,444.80	-\$2,592.34	\$481,307.52				
38500 - Courthouse Security	\$392,873.92	\$20,905.90	-\$8,465.97	\$405,313.85				
38600 - LEOSE	\$148,720.49	\$488.60	-\$3,062.00	\$146,147.09				
38710 - D A Hot Check Collection	\$9,034.20	\$1,720.08	-\$775.39	\$9,978.89				
38720 - D A Supplemental	\$3,027.90	\$1,528.01	-\$2,637.03	\$1,918.88				
38730 - D A Forfeiture, CCP Chapter 59	\$47,211.96	\$15,487.21	-\$6,681.67	\$56,017.50				
38810 - Voter Registration	-\$1,086.72	\$0.00	-\$2,925.78	-\$4,012.50				
38820 - Special Inv,Dealer Escrow-Tax	\$54,535.36	\$68,420.23	-\$63,491.86	\$59,463.73	\$31,284.83	\$3.78	\$0.00	\$31,288.61
38830 - Scofflaw Fees, TTC Sect 502.01	\$1,572.35	\$40.46	\$0.00	\$1,612.81				
38910 - Election Services Contract	\$121,100.86	\$7,027.86	-\$30,250.00	\$97,878.72				
38920 - Elections - HAVA Equip. Rental	\$353,475.06	\$100.63	\$0.00	\$353,575.69				
38930 - Elections-CARES HAVA	\$309,104.62	\$83.48	-\$15,863.15	\$293,324.95				
39040 - Constable Pct 4 Forfeiture	\$628.32	\$1,407.91	\$0.00	\$2,036.23				
39100 - Sheriff Contraband Forfeiture	\$425,794.76	\$120.90	-\$1,141.68	\$424,773.98				
39110 - Braz Cnty Narcotics Task Force	\$499,698.42	\$6,136.94	-\$15,468.25	\$490,367.11				
39120 - Sheriff Commissary Fund	\$399,921.96	\$153,324.31	-\$114,832.91	\$438,413.36				
39130 - Sheriff-Federal Forfeiture	\$185,413.55	\$52.35	-\$1,525.72	\$183,940.18				

Fund	Cash				Investments			
	Opening GL Balance	GL Debit	GL Credit	GL Ending Balance	Opening GL Balance	GL Debit	GL Credit	GL Ending Balance
39200 - Juvenile Case Manager Fund	\$9,497.72	\$67.59	-\$22.94	\$9,542.37				
39210 - Bond & Occupational LSF	\$20,084.81	\$11,967.10	-\$17,023.53	\$15,028.38				
39300 - Reliant Energy CARE Program	\$16,667.25	\$0.00	-\$2,607.87	\$14,059.38				
39310 - UnitedWay-Emergency Assistance	\$5.60	\$0.00	\$0.00	\$5.60				
39315 - Rebuild Texas Fund	\$0.00	\$57,175.00	-\$57,175.00	\$0.00				
39390 - SETH-SE TX Housing Fln. Corp.	\$0.32	\$150,000.32	-\$150,000.64	\$0.00				
39400 - Book Sale								
39410 - Library-Special Projects	\$253,744.79	\$144.84	-\$85.00	\$253,804.63				
39500 - SEP-Wastewater-EnvHlth-TCEQ	-\$15,926.78	\$0.00	\$0.00	-\$15,926.78				
39600 - SEP-Parks-TCEQ	\$11,844.00	\$83,506.02	-\$95,350.02	\$0.00				
39610 - Parks Improvements								
39615 - TPW Foundation-Grt TX Birding	\$1,165.60	\$0.00	\$0.00	\$1,165.60				
39620 - Shoreline Rest. Task Force	\$40,429.88	\$11.51	\$0.00	\$40,441.39				
39630 - 2006 GoM Energy Security Act	\$2,659,789.82	\$1,267,772.55	-\$1,267,015.77	\$2,660,546.60				
39700 - Lateral Road Fund								
39710 - Road & Bridge, Ch 152, Tx Code	\$0.00	\$619.98	-\$619.98	\$0.00				
39720 - Special Projects	\$0.00	\$526,429.25	-\$526,429.25	\$0.00				
39764 - Riverside Est Spcl Assmt	-\$206,103.71	\$62,061.44	-\$53,201.42	-\$197,243.69				
39765 - Briar Meadows AmyLn Ross Rd SA	-\$198,377.98	\$38,415.73	-\$34,915.73	-\$194,877.98				
39766 - Twin Lakes Assmt	-\$92,018.99	\$1,404.00	-\$1,404.00	-\$92,018.99				
39767 - Greenhouse Rd Spec Assessment	-\$9,873.10	\$0.00	\$0.00	-\$9,873.10				
39768 - Old Coffee Plantation Sp Asses	-\$14,872.30	\$0.00	\$0.00	-\$14,872.30				
39800 - Law Library	\$79,800.23	\$50,881.26	-\$49,965.44	\$80,716.05	\$217,703.52	\$26.42	\$0.00	\$217,729.94
39900 - Mosquito Control District	\$1,064,610.66	\$172,368.00	-\$445,397.63	\$791,581.03	\$386,299.09	\$46.82	\$0.00	\$386,345.91
40000 - 2012 Gen Oblig Rfd (2003 CO)								
41000 - 2016 Limited Tax Rfd (2006 CO)	\$587,875.67	\$11,227.93	-\$9,395.06	\$589,708.54	\$487,701.33	\$59.06	\$0.00	\$487,760.39
42000 - 2012 Cert of Oblig-I,S	\$175,922.16	\$12,577.58	-\$8,850.46	\$179,649.28				
42100 - 2018 Cert of Oblig-I,S	\$74,205.54	\$1,457.15	-\$1,326.32	\$74,336.37				
43000 - Tax Notes, Series 2013 I&S	\$78,063.14	\$4,496.85	\$0.00	\$82,559.99				
44000 - Toll Road-SH288-I&S	\$4,852,192.55	\$243,591.65	-\$1,672,913.33	\$3,422,870.87				
45000 - Road Bonds-Mobility-I,S	\$2,107,487.29	\$148,319.03	-\$52,458.69	\$2,203,347.63	\$876,665.91	\$106.15	\$0.00	\$876,772.06
45100 - Mobility-BuildAmerica-I,S	-\$34,673.27	\$329,160.07	-\$294,486.80	\$0.00				
46000 - Sheriff, Det Complex-I,S								
51000 - 2006 Certificate of Obligation								
52000 - 2012 Cert of Oblig,C,M	-\$50,363.43	\$0.00	-\$14.34	-\$50,377.77				
52100 - 2018 Cert of Oblig,C,M	\$131,936.05	\$34.56	-\$10,549.84	\$121,420.77	\$4,103,638.06	\$497.01	\$0.00	\$4,104,135.07
53000 - Tax Notes, Series 2013 C&M	\$0.00	\$6,882,682.13	-\$6,882,682.13	\$0.00	\$0.00	\$2,990,511.88	-\$2,990,511.88	\$0.00
54000 - Toll Road-SH288-C & M	\$4,130,890.47	\$45.70	-\$504,637.85	\$3,626,298.32	\$19,066,252.02	\$3,721.53	\$0.00	\$19,069,973.55
55000 - Mobility Plan	\$614,192.79	\$174.86	\$0.00	\$614,367.65				
57000 - Hwy 6 ROW Acquisition-C,M								
57200 - Ring of Honor	\$53,945.91	\$115.39	\$0.00	\$54,061.30				
60500 - Airport Operating	-\$1,218,345.89	\$248,556.43	-\$402,054.96	-\$1,371,844.42				
61000 - BCTRA O&M SH288	\$89,532.43	\$0.80	-\$176.59	\$89,356.64				
61100 - Braz Cnty Toll Rd-Preliminary	-\$55,496.54	\$0.00	\$0.00	-\$55,496.54				
64000 - BCTRA FM518 PEDC-SH288	\$1,204,689.27	\$0.55	-\$361,429.83	\$843,259.99				
64100 - BCTRA Contributions-SH288								
64200 - BCTRA FM518 TXDOT-SH288	-\$560,787.86	\$87,205.24	-\$390,307.74	-\$863,890.36				
71000 - Health Care Benefits	\$5,836,879.25	\$2,485,963.01	-\$1,565,216.88	\$6,757,625.38				
72000 - Employee Health Clinic	-\$23,946.50	\$85,397.85	-\$67,603.75	-\$6,152.40				
73000 - Insurance Reserve	\$479,311.48	\$133.51	-\$10,358.33	\$469,086.66	\$898,095.45	\$108.75	\$0.00	\$898,204.20
81000 - B Cnty Groundwatr Conserv Dist	\$1,606,199.45	\$66,234.25	-\$65,733.25	\$1,606,700.45				
81010 - BC Industrial Development Corp								
81100 - Braz Cnty Toll Road Authority								
81200 - BrazCntyFreshwaterSupplyDist2								
81500 - CSCD-Sub Abuse-Outpatient-DP	\$20,604.87	\$39,470.55	-\$68,628.37	-\$8,552.95				
81600 - CSCD-TAIP Treatment Alter.	\$3,400.00	\$0.00	-\$3,400.00	\$0.00				
81700 - CSCD-Mental Health Caseloads	\$7,744.03	\$15,041.67	-\$26,028.06	-\$3,242.36				
81800 - CSCD-Supervision Program	\$1,253,051.69	\$661,864.98	-\$765,066.23	\$1,149,850.44				
81850 - CSCD-Evidence Based Assessment								
81900 - CSCD-Comm Corr-Op Hab Caseload	\$21,729.82	\$22,007.10	-\$37,363.06	\$6,373.86				
82000 - CSCD-Comm Corr-Life								
82100 - CSCD-Comm Corr-Sex Offender	\$14,230.61	\$14,435.55	-\$28,698.60	-\$32.44				
82200 - CSCD-Comm Corr-Substance Abuse	-\$3.50	\$0.00	\$0.00	-\$3.50				
82300 - CSCD-Operation Habilitation DP	\$4,365.80	\$7,151.04	-\$13,126.90	-\$1,610.06				
82400 - CSCD-New Caseload Reduction-DP								
82500 - CSCD-DP30 Sub Abuse Trt Pgrm	\$17,052.35	\$15,243.89	-\$34,842.15	-\$2,545.91				
88000 - Trust & Agency								
88200 - Brazos Mall								
88300 - SH288 @ CR 56 Overpass								
89000 - Historical Commission	\$1,464.87	\$0.42	\$0.00	\$1,465.29	\$14,419.19	\$1.72	\$0.00	\$14,420.91

**BRAZORIA COUNTY
PORTFOLIO REPORT
September 2020**

Current Date: 9/30/2020

Fund	Description	Type	CUSIP	Coupon	Settle Date	Maturity Date	Next Call Date	Par Value	Purch Price	Purch Cost	Book Value	Mkt Price	Mkt Value	Days to Mat	YTM	Interest Earned
10000	FHLB	Agency	3130AHV75	1.700	01/13/20	02/07/23	01/13/21	2,000,000.00	100.000	2,000,000.00	2,000,000.00	1.0043	2,008,600.00	860	1.700	
10000	FHLMC	Agency	3134GWEB8	0.425	07/27/20	07/27/23	01/27/21	2,000,000.00	100.000	2,000,000.00	2,000,000.00	1.0007	2,001,400.00	1030	0.425	
10000	FHLMC	Agency	3134GWKS4	0.300	08/17/20	05/17/23	08/17/21	2,000,000.00	100.000	2,000,000.00	2,000,000.00	1.0008	2,001,600.00	959	0.300	
10000	FNMA	Agency	3136G4R54	0.375	08/24/20	08/24/23	08/24/21	2,000,000.00	100.000	2,000,000.00	2,000,000.00	1.0016	2,003,200.00	1058	0.375	
997	TexPool	LGIP		0.147				30,122,114.48	100.000	30,122,114.48	30,122,114.48	100.00	30,122,114.48	1	0.147	4,327.31
998	Texas Class	LGIP		0.251				70,862,502.99	100.000	70,862,502.99	70,862,502.99	100.00	70,862,502.99	1	0.251	14,573.98
999	Depository	Cash		0.700				58,392,416.70	100.000	58,392,416.70	58,392,416.70	100.00	58,392,416.70	1	0.700	21,700.89
								167,377,034.17		167,377,034.17	167,377,034.17		167,391,834.17	48	0.410	40,602.18

Matured or Called Investments:

This report is presented in accordance with the Texas Government Code Title 10 Section 2256.023 and complies with the Investment Strategy of Brazoria County's Investment Policy and I certify that to the best of my knowledge the above is true and correct.

Cathy Campbell

Cathy Campbell, CCT, CIO
Brazoria County Treasurer

BRAZORIA COUNTY
Investment Data Summary
September 2020

Type Breakdown:	Book Value	Percent	Wtd Avg Mat	Wtd Avg Yield
LGIP	100,984,617.47	60.33%	1	0.220
Agency	8,000,000.00	4.78%	977	0.700
Cash	58,392,416.70	34.89%	1	0.700
	167,377,034.17	100.00%	48	0.410

Issuer Breakdown:	Book Value	Percent	Wtd Avg Mat	Wtd Avg Yield
FNMA	2,000,000.00	1.19%	1058	0.375
FHLB	2,000,000.00	1.19%	860	1.700
FHLMC	4,000,000.00	2.39%	995	0.363
-	-			
FFCB	-			
-	-			
TexPool	30,122,114.48	18.00%	1	0.147
Texas Class	70,862,502.99	42.34%	1	0.251
Depository	58,392,416.70	34.89%	1	0.700
	167,377,034.17	100.00%	48	0.410

Fund Breakdown:	Book Value	Percent	Wtd Avg Mat	Wtd Avg Yield
10000	8,000,000.00	4.78%	977	0.700
20500	-			
997	30,122,114.48	18.00%	1	0.147
998	70,862,502.99	42.34%	1	0.251
999	58,392,416.70	34.89%	1	0.700
	167,377,034.17	100.00%	48	0.410

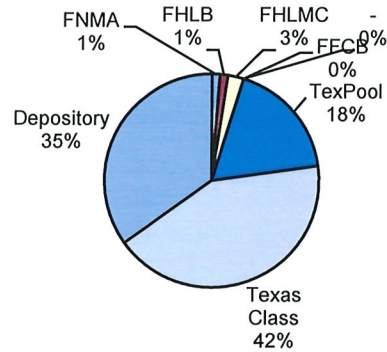
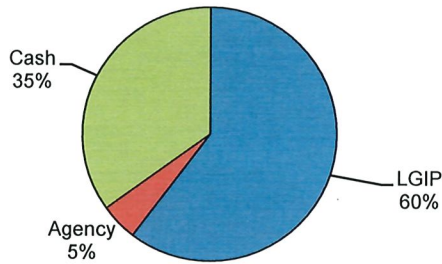
Maturity Breakdown:	Book Value	Percent
Less Than 90 Days	159,377,034.17	95.22%
90 to 180 Days	-	0.00%
181 to 365 Days	-	0.00%
More Than 365 Days	8,000,000.00	4.78%
	167,377,034.17	100.00%

BRAZORIA COUNTY
Investment Summary Report
For the Period Ending 09/30/2020

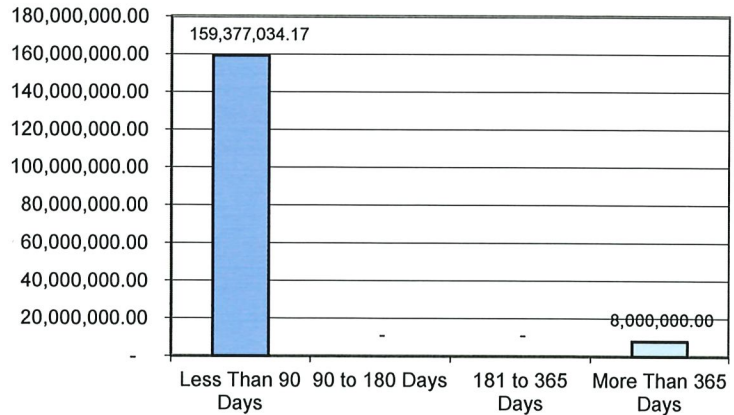
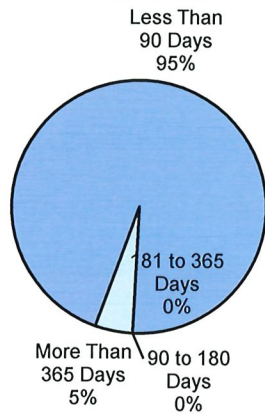
Total Portfolio Summary			
	Current Month 09/30/20	Prior Month 8/31/2020	Change From Prior
Book Value	167,377,034.17	166,948,395.96	428,638.21
Market Value	167,391,834.17	166,959,395.96	432,438.21
Market Value%	100.01%	100.01%	0.00%
Weighted Average Maturity - Days	48 days	49 days	(2)
Weighted Average Yield	0.410%	0.41%	0.00%

Portfolio Composition by Fund			
Fund Name	9/30/2020 Book Value	Wtd Avg Yield	Wtd Avg Maturity
10000	8,000,000.00	0.700%	977
20500	-		0
997	30,122,114.48	0.147%	1
998	70,862,502.99	0.251%	1
999	58,392,416.70	0.700%	1
TOTALS:	167,377,034.17	0.410%	48 days

Portfolio Composition by Security Type	Portfolio Composition by Issuer
--	---------------------------------



Maturity Distribution



Monthly Interest Earned for Fiscal Year 2020

	Oct	Nov	Dec	1st Qtr	Jan	Feb	Mar	2nd Qtr	April	May	June	3rd Qtr	July	August	Sept	4th Qtr	Ann Earned
BANK	22,065.22	28,848.28	29,904.62	80,818.12	37,473.02	30,295.43	22,600.38	90,368.83	21,868.70	25,971.36	22,705.48	70,545.54	24,805.46	23,176.87	21,700.89	69,683.22	311,415.71
TEXPOOL	77,773.82	88,130.55	78,982.83	214,887.30	100,104.39	107,133.93	73,381.57	280,619.89	27,502.15	14,420.75	9,643.23	51,566.13	9,526.01	6,402.62	4,327.31	20,255.94	567,329.26
Texas Class	95,902.15	84,011.15	84,362.97	264,296.27	88,820.29	95,345.97	90,814.81	274,981.07	65,948.17	48,159.71	37,846.39	151,954.27	30,157.92	20,347.42	14,573.98	65,079.32	756,310.93
Agencies	47,700.00	10,000.00	25,000.00	82,700.00	55,450.00	2,166.66	0.00	57,616.66	0.00	17,171.66	35,500.00	52,671.66	34,500.00	33,500.00	0.00	68,000.00	260,988.32
Total Per Mo.	243,441.19	180,989.98	218,270.52	642,701.69	281,847.70	234,941.99	186,796.76	703,586.45	115,319.02	105,723.48	105,695.10	326,737.60	98,989.39	83,426.91	40,602.18	223,018.48	1,896,044.22

I certify that to the best of my knowledge the above is true and correct.

Cathy Campbell

Cathy Campbell, CCT, CIO
Brazoria County Treasurer



Monthly Newsletter: October 2020

ANNOUNCEMENTS

We welcome the following entities who joined TexPool in September 2020:

TexPool
Cullerton County Hospital District
Fort Bend County MUD 24

TexPool Prime
No New Participants

Upcoming Events

Oct 02, 2020 - Oct 04, 2020
TASAM/TASB Annual Conference
Virtual Conference
Oct 14, 2020 - Oct 16, 2020
TML Annual Conference
Virtual Conference
Oct 20, 2020 - Oct 23, 2020
TACA Conference
(TX Assoc of County Auditors)
Virtual Conference
Nov 04, 2020 - Nov 06, 2020
GFOAT Fall Conference
Virtual Conference

TexPool Advisory Board Members

David Garcia
Jerry Dale
Patrick Krishnok
Sharon Matthews
Deborah Lauter milk
Vivian Wood
Overseen by the State of Texas Comptroller of Public Accounts Glenn Hegar.
Operated under the supervision of the Texas Treasury Safeguarding Trust Company

Economic and Market Commentary: Viewing the forest

October 1, 2020

It's time for some perspective about the money markets. The historic upheaval in our health and the economy has driven the financial sphere to an almost absurd speed. On occasion the deliberate pace of liquidity products has moved in double time. This new course of business has most of the industry stressing out whenever a new issue arises. Of course, diligence is paramount. But looking up to survey the landscape also is warranted. Lately it seems many in the financial industry have forgotten we are in a global pandemic, instead viewing troubling events as the acceleration of trends perceived before the coronavirus arrived. A few moves within the money markets, such as some fund closures or shifts, have caused concern about the entire space. But it is natural that the seismic shock would lead some firms to make decisions they hadn't considered pre-Covid.

The real story is how liquidity strategies such as TexPool and TexPool Prime showed their mettle in the dark days of March and that they have served participants well ever since. For all the worry about the prime space, industry assets are only down slightly this year. And a sizable portion of these outflows stem from typical activities, including investors moving excess cash they put on the sidelines for riskier bets or businesses withdrawing it for operations. Without prime funds, pools and the like, corporations and banks would have to find other funding sources, likely at a higher cost, and investors enjoy the

(continued page 6)

	TexPool	TexPool Prime
Current Invested Balance	\$22,880,991,421.60	\$8,050,365,166.84
Weighted Average Maturity**	38	49
Weighted Average Life**	108	55
Net Asset Value	1.00032	1.00020
Total Number of Participants	2627	428
Management Fee on Invested Balance	0.0450%	0.0550%
Interest Distributed	\$2,818,647.85	\$1,675,279.20
Management Fee Collected	\$727,392.54	\$319,754.69
Standard & Poor's Current Rating	AAA	AAAm
Month Averages		
Average Invested Balance	\$23,278,296,563.66	\$7,786,820,030.79
Average Monthly Rate*	0.15%	0.26%
Average Weighted Average Maturity**	38	53
Average Weighted Average Life**	111	56

*This average monthly rate for TexPool Prime for each date may reflect a waiver of some portion or all of each of the management fees. See page 2 for definitions.
**Past performance is no guarantee of future results.

Phone: 1-866-TEXPOOL (839-7665) • Fax: 1-866-839-3991 • TexPool.com

© 2020 Federated Hermes, Inc.
G35884-24 (10/20)

Managed and
Serviced by



MS. CATHY CAMPBELL
BRAZORIA COUNTY
111 E LOCUST ST STE 305
ANGLETON TX 77515-4677



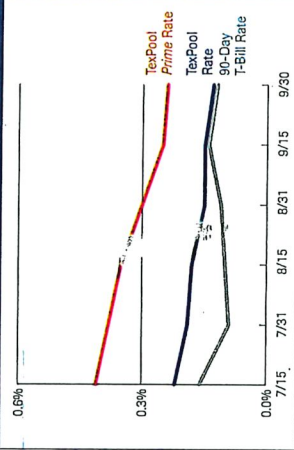
T6 P1

Participant Services
1001 Texas Ave. Suite 1150
Houston, TX 77002



PRSR: STD
U.S. POSTAGE
PAID
AUSTIN, TX
PERMIT NO. 1284

TexPool & TexPool Prime vs. 90-Day Treasury Bill



90-Day Treasury Bill is a short-term debt instrument backed by the national government. These are used to offset immediate cash to meet outstanding obligations.
Any private investor can invest in a Treasury bill. The 90-Day Treasury Bill is a weighted average rate of the weekly auctions of 90-Day Treasury Bills.
Past performance is no guarantee of future results.

attractive yields relative to deposit products. Prime will remain a player. And yields in government pools should rise when Congress passes a stimulus package (which it will eventually) and when the pandemic's conclusion reverses the massive flight to safety.

The point is, short-term conclusions and long-term speculation are suspect at the moment. Many economic indicators lack credibility. Managers keep an eye on hospitalizations as much as, say, housing. We pay more attention to weekly and regional reports than we did before.

Inflation also should be seen as residing in this camp. The Federal Open Market Committee's projections released last month forecast that PCE inflation will remain below 2% until 2023. There is little question that the tragic job losses will keep consumer spending, and hence inflation, down in the near term. But the trade war was disrupting supply chains before the advent of the coronavirus, and it is possible a vaccine could lead to a swifter bounce-back than many expect. And exactly what is the Federal Reserve's definition of "some time" in its newly announced allowance of inflation to overshoot 2%? Even the deluge of policymaker speeches last month couldn't answer that. Everyone should take a step back to see the bigger picture.


Treasury yields ended the month with 1-month at 0.089%, 3-month at 0.11%, 6-month at 0.11%, and 12-month at 0.13%. Labor ended the month with 1-month at 0.15%, 3-month at

0.23%, 6-month at 0.26% and 12-month at 0.36%. The weighted average maturity (WAM) at month-end was 38 days for TexPool and 49 days for TexPool Prime.



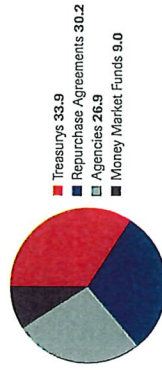
Portfolio by Maturity (%)

As of September 30, 2020



Portfolio by Type of Investment (%)

As of September 30, 2020



Portfolio Asset Summary as of September 30, 2020

	Book Value	Market Value
Uninvested Balance	\$476,927.19	\$476,927.19
Receivable for Investments Sold	0.00	0.00
Accrual of Interest Income	11,610,051.99	11,610,051.99
Interest and Management Fees Payable	-2,819,016.31	-2,819,016.31
Payable for Investments Purchased	-424,868,069.14	-424,868,069.14
Accrued Expenses & Taxes	-24,068.99	-24,068.99
Repurchase Agreements	7,027,660,993.00	7,027,660,993.00
Mutual Fund Investments	2,111,074,000.00	2,111,074,000.00
Government Securities	6,217,574,949.74	6,217,574,949.74
U.S. Treasury Inflation Protected Securities	1,183,190,067.42	1,183,190,067.42
U.S. Treasury Bills	5,631,063,244.12	5,631,063,244.12
U.S. Treasury Notes	1,126,091,642.58	1,126,091,642.58
Total	\$22,880,991,421.60	\$22,888,040,505.25

Market value of collateral supporting the Repurchase Agreement is at least 102% of the Book Value. The portfolio is managed by Federal Investment Counseling and the assets are safe held in a separate custodial account at State Street Bank in the name of TexPool. The only source of payment to the Participants is the assets of TexPool. There is no secondary source of payment for the pool such as insurance or State guarantee. Should you require a copy of the portfolio, please contact TexPool Participant Services.

Participant Summary

	Number of Participants	Balance
School District	598	\$6,141,415,259.25
Higher Education	59	\$1,289,256,842.16
Healthcare	90	\$1,259,345,391.84
Utility District	884	\$2,927,838,224.27
City	481	\$6,444,150,332.26
County	190	\$2,411,056,390.42
Other	375	\$2,397,608,146.78

**Definition of Weighted Average Maturity and Weighted Average Life

WAM is the mean average of the periods of time remaining until the securities held in TexPool (a) are scheduled to be repaid, (b) would be repaid upon a demand by TexPool, or (c) are scheduled to have their interest rate adjusted to reflect current market rates. Securities with adjustable rates payable upon demand are treated as maturing on the earlier of the two dates set forth in (b) and (c) if their scheduled maturity is 397 days or less, and the later of the two dates set forth in (b) and (c) if their scheduled maturity is more than 397 days. The mean is weighted based on the percentage of the amortized cost of the portfolio invested in each period.

WAL is calculated in the same manner as WAM, but is based solely on the periods of time remaining until the securities held in TexPool (a) are scheduled to be repaid or (b) would be repaid upon a demand by TexPool, without reference to when interest rates of securities within TexPool are scheduled to be readjusted.

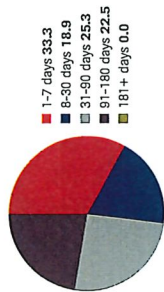


Daily Summary


Date	Money Mkts. Fund Equiv. (SEC Stid)	Dividend Factor	TexPool Invested Balance	NAV	WAM Days	WAL Days
9/1	0.1554%	0.000004258	\$23,948,407,092.03	1.00026	34	107
9/2	0.1561%	0.000004276	\$23,866,832,720.82	1.00026	35	107
9/3	0.1521%	0.000004167	\$23,799,810,818.12	1.00026	36	110
9/4	0.1621%	0.000004442	\$23,647,567,748.37	1.00029	37	112
9/5	0.1621%	0.000004442	\$23,647,567,748.37	1.00029	37	112
9/6	0.1621%	0.000004442	\$23,647,567,748.37	1.00029	37	112
9/7	0.1621%	0.000004442	\$23,647,567,748.37	1.00029	37	112
9/8	0.1569%	0.000004299	\$23,570,876,762.92	1.00028	36	110
9/9	0.1575%	0.000004315	\$23,402,503,674.66	1.00029	37	111
9/10	0.1481%	0.000004085	\$23,514,644,765.88	1.00028	37	111
9/11	0.1453%	0.000003980	\$23,467,691,165.67	1.00028	38	111
9/12	0.1453%	0.000003980	\$23,467,691,165.67	1.00028	38	111
9/13	0.1453%	0.000003980	\$23,467,691,165.67	1.00028	38	111
9/14	0.1483%	0.000004063	\$23,442,662,167.22	1.00028	36	109
9/15	0.1473%	0.000004035	\$23,335,698,070.04	1.00028	37	110
9/16	0.1489%	0.000004079	\$23,259,628,548.05	1.00028	39	110
9/17	0.1492%	0.000004087	\$23,116,304,990.61	1.00029	39	112
9/18	0.1503%	0.000004117	\$22,866,144,998.83	1.00029	41	114
9/19	0.1503%	0.000004117	\$22,866,144,998.83	1.00029	41	114
9/20	0.1503%	0.000004117	\$22,866,144,998.83	1.00029	41	114
9/21	0.1448%	0.000003967	\$22,812,362,240.55	1.00030	39	112
9/22	0.1386%	0.000003797	\$22,763,815,414.82	1.00029	39	112
9/23	0.1333%	0.000003652	\$22,703,474,052.94	1.00029	39	112
9/24	0.1320%	0.000003617	\$22,596,054,144.01	1.00030	39	112
9/25	0.1351%	0.000003701	\$23,269,736,831.76	1.00028	39	109
9/26	0.1351%	0.000003701	\$23,269,736,831.76	1.00028	39	109
9/27	0.1351%	0.000003701	\$23,269,736,831.76	1.00028	39	109
9/28	0.1416%	0.000003880	\$23,026,691,854.65	1.00028	37	107
9/29	0.1361%	0.000003728	\$22,947,146,788.65	1.00033	38	108
9/30	0.1333%	0.000003651	\$22,880,991,421.60	1.00032	38	108
Average:	0.1474%	0.000004037	\$23,278,296,583.66	1.00029	38	111

TEXPOOL Prime

Portfolio by Maturity (%)
As of September 30, 2020



Portfolio by Type of Investment (%)
As of September 30, 2020



Portfolio Asset Summary as of September 30, 2020

	Book Value	Market Value
Uninvested Balance	\$647.67	\$647.67
Receivable for Investments Sold	0.00	0.00
Accrual of Interest Income	179,953.87	179,953.87
Interest and Management Fees Payable	-1,675,284.12	-1,675,284.12
Payable for Investments Purchased	-149,959,652.66	-149,959,652.66
Accrued Expenses & Taxes	-11,059.43	-11,059.43
Repurchase Agreements	1,489,340,000.00	1,489,340,000.00
Commercial Paper	4,468,344,698.05	4,468,344,698.05
Bank Instruments	0.00	0.00
Mutual Fund Investments	562,126,501.35	562,126,503.75
Government Securities	1,323,542,838.79	1,323,590,432.09
Variable Rate Notes	350,000,000.00	350,073,650.00
Total	\$8,050,365,166.84	\$8,051,935,389.22

Market value of collateral supporting the Repurchase Agreements is at least 102% of the Book Value. The portfolio is managed by Federal Investment Counseling and the assets are held in a separate custodial account at State Street Bank in the name of TexPool Prime. The assets of TexPool Prime are the only source of payments to the participants. There is no secondary source of payment for the pool itself, as interest or State guarantee. Should you require a copy of the portfolio, please contact TexPool Participant Services.

Participant Summary

	Number of Participants	Balance
School District	127	\$2,479,026,441.91
Higher Education	19	\$651,815,606.33
Healthcare	17	\$365,302,029.62
Utility District	47	\$341,550,928.65
City	86	\$2,030,940,273.70
County	43	\$540,425,621.52
Other	88	\$1,641,289,489.50

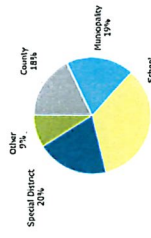
TEXPOOL Prime

Daily Summary

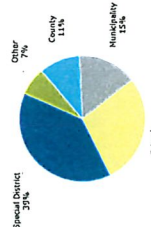
Date	Money Mkt. Fund Equival. (SEI/Stid)	Dividend Factor	TexPool Prime Invested Balance	NAV	WAM Days	WAL Days
9/1	0.2683%	0.000007927	\$7,746,741,756.46	1.00033	53	55
9/2	0.2914%	0.000007983	\$7,712,815,465.93	1.00032	52	55
9/3	0.2915%	0.000007985	\$7,720,936,148.98	1.00031	53	57
9/4	0.2857%	0.000007827	\$7,741,808,036.69	1.00028	54	57
9/5	0.2857%	0.000007827	\$7,741,808,036.69	1.00028	54	57
9/6	0.2857%	0.000007827	\$7,741,808,036.69	1.00028	54	57
9/7	0.2857%	0.000007827	\$7,741,808,036.69	1.00028	54	57
9/8	0.2693%	0.000007379	\$7,757,225,201.18	1.00028	51	54
9/9	0.2673%	0.000007322	\$7,730,847,765.76	1.00028	53	56
9/10	0.2627%	0.000007198	\$7,843,057,756.01	1.00027	53	55
9/11	0.2539%	0.000006957	\$7,856,551,663.08	1.00025	54	57
9/12	0.2539%	0.000006957	\$7,856,551,663.08	1.00025	54	57
9/13	0.2539%	0.000006957	\$7,856,551,663.08	1.00025	54	57
9/14	0.2535%	0.000006946	\$7,866,962,336.95	1.00025	52	55
9/15	0.2529%	0.000006926	\$7,863,359,237.79	1.00025	53	55
9/16	0.2529%	0.000006929	\$7,765,006,155.09	1.00025	52	55
9/17	0.2553%	0.000006894	\$7,766,263,630.00	1.00028	53	56
9/18	0.2534%	0.000006942	\$7,735,696,143.49	1.00024	53	56
9/19	0.2534%	0.000006942	\$7,735,696,143.49	1.00024	53	56
9/20	0.2534%	0.000006942	\$7,735,696,143.49	1.00024	53	56
9/21	0.2559%	0.000007011	\$7,890,660,700.07	1.00024	52	55
9/22	0.2536%	0.000006947	\$7,854,521,945.60	1.00024	51	54
9/23	0.2547%	0.000006978	\$7,855,313,623.11	1.00023	53	56
9/24	0.2514%	0.000006869	\$7,674,117,716.51	1.00023	53	55
9/25	0.2536%	0.000006948	\$7,793,595,262.13	1.00021	52	58
9/26	0.2536%	0.000006948	\$7,793,595,262.13	1.00021	52	58
9/27	0.2536%	0.000006948	\$7,793,595,262.13	1.00021	52	58
9/28	0.2530%	0.000006931	\$7,866,848,189.05	1.00021	50	56
9/29	0.2384%	0.000006556	\$7,874,196,556.49	1.00020	49	55
9/30	0.2386%	0.000006537	\$8,050,365,166.84	1.00020	49	55
Average:	0.2619%	0.000007176	\$7,786,820,030.79	1.00025	53	56

The following information is provided in accordance with Texas State Statute 2256.0016.

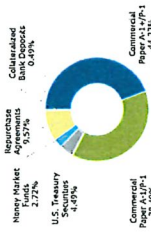
As of September 30, 2020



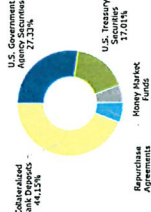
Participant Breakdown by Balance



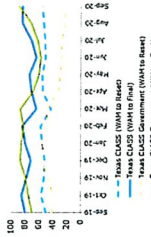
Participant Breakdown by Entity Type



Texas CLASS Government Portfolio Breakdown



Texas CLASS Government Portfolio Breakdown



Weighted Average Maturity (In Days)

Texas CLASS Government Prior Month Comparison

Month End	Average Yield**	Month Ending Assets	Shares Balance	Market Value	Amortized Cost	NAV	WAM (Reset)**	WAM (Final)**
Jul-20	0.45%	\$14,778,421,919	14,168,443,498	\$14,309,427,138	\$14,304,027,717	1.00	52	71
Aug-20	0.32%	\$13,656,298,032	13,452,899,536	\$13,484,494,835	\$13,481,096,439	1.00	54	84
Sep-20	0.25%	\$13,080,176,203	13,077,892,259	\$13,356,612,470	\$13,354,316,526	1.00	56	84

Average monthly yield *As of the end of the last day of the month

Texas CLASS Government Prior Month Comparison

Month End	Average Yield**	Month Ending Assets	Shares Balance	Market Value	Amortized Cost	NAV	WAM (Reset)**	WAM (Final)**
Jul-20	0.26%	\$1,180,919,640	1,180,709,728	\$1,221,732,758	\$1,221,522,447	1.00	27	62
Aug-20	0.19%	\$1,136,069,011	1,135,955,978	\$1,146,813,369	\$1,146,800,336	1.00	22	71
Sep-20	0.14%	\$1,187,550,227	1,187,327,316	\$1,187,654,702	\$1,187,461,791	1.00	22	89

Average monthly yield *As of the end of the last day of the month

Fund Highlights as of September 30, 2020 (Unaudited)

For the month of September 2020, the Program Administrator accrued fees of \$1,020,072.34 and had average shares outstanding of 13,120,526,632.00 for Texas CLASS For Texas CLASS Government, the Program Administrator accrued fees of \$86,446.44 and had average shares outstanding of 117,192,837.20. The fees for both Texas CLASS and Texas CLASS Government are accrued on a daily basis by multiplying the investment property value by the applicable fee rate, and divided by 365 or 366 days in the event of a leap year. The investment property value shall be based on the current day's share outstanding. For weekend days and holidays, the shares outstanding for the previous business day will be utilized for the calculation of fees. The applicable fee rate is located in Exhibit F of the Eighth Amendment and Restated Trust Agreement. The Program Administrator reserves the right to abate fees listed in the Eighth Amendment and Restated Trust Agreement. The monthly fee is the sum of all daily fee accruals for the month of August. The fees are paid monthly upon notification to the custodian bank. As of September 30, 2020 the fee for Texas CLASS was 10 basis points and the fee for Texas CLASS Government was 9 basis points.

- Both funds are rated "AAAm" by Standard and Poor's Global Ratings.
- Net Asset Value for both funds from September 1 to September 30, 2020 is equal to \$1.00.
- The final maturity dates of all securities were less than one year.
- The custodian bank for Texas CLASS is Wells Fargo Bank.
- Total number of Participants is 617.
- There are currently no investments that have a stated maturity greater than one year.
- The portfolio managers for Texas CLASS is Neil Waud, CFA and Randy Palomba, CFA.
- All sources of payment are the underlying assets of the local government investment pool at market value.
- The Eighth Amendment and Restated Trust Agreement was adopted by the Board of Trustees on April 8, 2019. You can access your copy of the Eighth Amendment and Restated Trust Agreement by visiting our website at www.texasclass.com.

BOARD OF TRUSTEES

Mr. Steve Williams, Chairman
Asst. City Administrator/CFO City of Conroe

Ms. Amy Perez
Director of Financial Management, Harris County

Ms. Monika Arris
Director of Budget & Finance, Collin County

Mr. Mike Hagar
Asst. Supt. of Business & Finance, Alamo Heights ISD

Ms. Cindy Yeatts Brown
Treasurer, Denton County

Mr. Rodney Rhoades
Deputy Director - Admin. Services, North Texas Municipal Water Dist

Texas Class Prime Rates September 2020

Date	Daily Rate (%)	YTD Yield (%)	7-Day Yield (%)	WAM Days to Reset	WAM Days to Final	Daily Dividend	Net Asset Value (NAV)
9/30/2020	0.2195	0.9492	0.2362	56	84	0.0000059860	1.00017556
9/29/2020	0.2275	0.9519	0.2390	55	82	0.0000062156	1.00017608
9/28/2020	0.2419	0.9546	0.2415	52	80	0.0000066089	1.00019124
9/27/2020	0.2412	0.9572	0.2419	53	81	0.0000065898	1.00018960
9/26/2020	0.2412	0.9599	0.2429	54	82	0.0000065898	1.00019620
9/25/2020	0.2408	0.9625	0.2439	55	83	0.0000065898	1.00020280
9/24/2020	0.2389	0.9652	0.2449	55	84	0.0000065795	1.00020807
9/23/2020	0.2451	0.9707	0.2464	54	83	0.0000065274	1.00021085
9/22/2020	0.2451	0.9734	0.2487	54	84	0.0000066967	1.00021538
9/21/2020	0.2481	0.9762	0.2491	53	83	0.0000066967	1.00021823
9/20/2020	0.2481	0.9789	0.2501	53	84	0.0000067791	1.00017985
9/19/2020	0.2481	0.9817	0.2511	53	84	0.0000067791	1.00017985
9/18/2020	0.2510	0.9845	0.2521	53	83	0.0000068572	1.00019286
9/17/2020	0.2496	0.9874	0.2527	52	84	0.0000068198	1.00019035
9/16/2020	0.2506	0.9902	0.2535	52	84	0.0000068475	1.00019141
9/15/2020	0.2483	0.9931	0.2556	53	85	0.0000067835	1.00020071
9/14/2020	0.2551	0.9960	0.2580	54	86	0.0000069699	1.00019756
9/13/2020	0.2551	0.9988	0.2594	54	86	0.0000069699	1.00019756
9/12/2020	0.2551	1.0018	0.2608	54	86	0.0000069699	1.00019756
9/11/2020	0.2551	1.0047	0.2622	54	86	0.0000069699	1.00020878
9/10/2020	0.2551	1.0077	0.2640	54	85	0.0000069699	1.00021680
9/9/2020	0.2651	1.0107	0.2656	53	84	0.0000072432	1.00022001
9/8/2020	0.2651	1.0136	0.2660	53	85	0.0000072432	1.00021619
9/7/2020	0.2651	1.0166	0.2678	53	85	0.0000072432	1.00021619
9/6/2020	0.2651	1.0197	0.2698	53	85	0.0000072432	1.00021619
9/5/2020	0.2651	1.0227	0.2718	53	85	0.0000072432	1.00021619
9/4/2020	0.2677	1.0258	0.2738	54	85	0.0000073131	1.00024335
9/3/2020	0.2659	1.0288	0.2756	54	84	0.0000072651	1.00024652
9/2/2020	0.2681	1.0320	0.2783	55	85	0.0000073240	1.00024550

Texas Class Government Rates September 2020

Date	Daily Rate (%)	YTD Yield (%)	7-Day Yield (%)	WAM Days to Reset	WAM Days to Final	Daily Dividend	Net Asset Value (NAV)
9/30/2020	0.1351	0.6696	0.1294	22	89	0.0000039613	1.00016248
9/29/2020	0.1351	0.6715	0.1294	22	89	0.0000039613	1.00016118
9/28/2020	0.1351	0.6735	0.1294	20	87	0.0000039613	1.00012385
9/27/2020	0.1251	0.6755	0.1308	21	88	0.0000034180	1.00012704
9/26/2020	0.1251	0.6775	0.1337	21	89	0.0000034180	1.00012878
9/25/2020	0.1251	0.6796	0.1365	21	89	0.0000034180	1.00013051
9/24/2020	0.1351	0.6816	0.1394	21	90	0.0000039613	1.00013328
9/23/2020	0.1351	0.6837	0.1422	22	89	0.0000039613	1.00013328
9/22/2020	0.1451	0.6858	0.1437	22	89	0.0000039613	1.00013556
9/21/2020	0.1451	0.6879	0.1451	22	86	0.0000039645	1.00013820
9/20/2020	0.1451	0.6899	0.1451	22	85	0.0000039645	1.00013820
9/19/2020	0.1451	0.6920	0.1451	22	85	0.0000039645	1.00006671
9/18/2020	0.1451	0.6941	0.1451	22	85	0.0000039645	1.00006671
9/17/2020	0.1451	0.6962	0.1451	22	86	0.0000039645	1.00006671
9/16/2020	0.1451	0.6983	0.1465	23	88	0.0000039645	1.00006747
9/15/2020	0.1451	0.7004	0.1480	23	88	0.0000039645	1.00006929
9/14/2020	0.1451	0.7026	0.1494	22	77	0.0000039645	1.00007034
9/13/2020	0.1451	0.7048	0.1494	23	79	0.0000039645	1.00007112
9/12/2020	0.1451	0.7070	0.1494	23	79	0.0000039645	1.00007112
9/11/2020	0.1451	0.7092	0.1494	23	79	0.0000039645	1.00007112
9/10/2020	0.1551	0.7114	0.1494	23	76	0.0000042377	1.00007586
9/9/2020	0.1551	0.7136	0.1494	21	72	0.0000042377	1.00007914
9/8/2020	0.1451	0.7158	0.1494	21	72	0.0000042377	1.00007852
9/7/2020	0.1451	0.7180	0.1480	23	74	0.0000039645	1.00008147
9/6/2020	0.1451	0.7203	0.1494	23	74	0.0000039645	1.00008147
9/5/2020	0.1451	0.7226	0.1508	23	74	0.0000039645	1.00008147
9/4/2020	0.1451	0.7250	0.1522	23	74	0.0000039645	1.00008147
9/3/2020	0.1551	0.7273	0.1537	22	73	0.0000042377	1.00008974
9/2/2020	0.1551	0.7296	0.1551	22	74	0.0000042377	1.00009691
9/1/2020	0.1451	0.7320	0.1580	22	71	0.0000039645	1.00009941