

**CERTIFIED COPY
BRAZORIA COUNTY COMMISSIONERS' COURT**

ORDER NO. 7.Q.1

**RE: TREASURER'S MONTHLY REPORT AND
INVESTMENT REPORT FOR OCTOBER
2020**

Approve the Treasurer's Monthly Report and Monthly Investment Report for October 2020. This order and affidavit must be filed with the County Clerk. It is further requested a certified copy of this order be returned to the County Treasurer. This report will be published on the county website.

RESULT:	PASSED [UNANIMOUS]
MOVER:	David R. Linder, Commissioner
SECONDER:	Ryan Cade, Commissioner
AYES:	Judge Sebesta, Commissioner Cade, Commissioner Linder

STATE OF TEXAS §

COUNTY OF BRAZORIA §

I, Joyce Hudman, Clerk County Court and Ex-Officio Clerk of the Commissioners' Court of Brazoria County, Texas, do hereby certify that the foregoing is a true and correct copy of that certain:

ORDER NO. 7.Q.1


**RE: TREASURER'S MONTHLY REPORT AND
INVESTMENT REPORT FOR OCTOBER
2020**

as passed by the Commissioners' Court on the 22nd day of DECEMBER, A.D., 2020, Special Meeting Term of Commissioners' Court and as the same appear(s) in the Commissioners' Court Records of Brazoria County, Texas.

**GIVEN UNDER MY HAND AND SEAL OF OFFICE, this the 22nd DAY OF
DECEMBER, A. D., 2020.**

JOYCE HUDMAN, Clerk County Court
and Ex-Officio Member of the Commissioners'
Court of Brazoria County, Texas

By:  _____
T. Reynolds, Deputy





CATHY CAMPBELL, CCT, CIO
BRAZORIA COUNTY TREASURER

111 E. Locust, Room 305 Angleton, Texas 77515-4654
979-864-1353 FAX 979-864-1680

Attached is the Monthly Treasurer's Report submitted by Cathy Campbell, Brazoria County Treasurer for the month of **OCTOBER 2020**. This report is submitted in compliance with the Local Government Code Chapter 114, Chapter 2256 and Chapter 2257. This report contains:

Commissioners' Court Affidavit: 114.026 (d)
Monies received and disbursed: 114.026 (a) (1)
Pledged Securities Management Report: 2257.021
Debts due to* and owed by the county: 114.026 (a) (2)
All other proceedings in the Treasurer's office: 114.026 (a) (3)
Brazoria County general ledger fund activity: 114.026 (c)

Brazoria County Investment Portfolio for **OCTOBER 2020**: 2256.023

Note: debts due to the County are reported to the Court by the collecting offices: 114.044.

"I CERTIFY THAT TO THE BEST OF MY KNOWLEDGE THE ATTACHED REPORTS ARE TRUE AND CORRECT."

A handwritten signature in blue ink that reads "Cathy Campbell".

Cathy Campbell, CCT, CIO
Brazoria County Treasurer

MINUTES OF COUNTY FINANCES
TREASURER'S MONTHLY REPORT
AFFIDAVIT
COMMISSIONERS' COURT DECEMBER 22, 2020

BEFORE ME, the undersigned authority, a Notary Public in and for Brazoria County, Texas, on this day personally appeared the Members of Brazoria County Commissioners' Court and who after being duly sworn upon their oaths do hereby state as follows:

The requirements of Subsection (c) of the Texas Local Government Code §114.026 have been met and that we have reviewed and examined the Monthly Report of: **CATHY CAMPBELL**, Treasurer of Brazoria County, Texas for **OCTOBER 2020**.

Further, having taken reasonable steps to ensure its accuracy as presented, approve the report and enter this order into the minutes which state total cash and other assets in the custody of the County Treasurer at the time of the examination to be \$149,402,096.76.


The Treasurer's report and this affidavit will be published on the Brazoria County website.



L. M. "Matt" Sebesta, Jr.
County Judge

Not Present

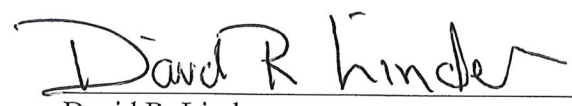
Donald W. "Dude" Payne
Commissioner Precinct 1



Ryan Cade
Commissioner Precinct 2


Not Present


Stacy L. Adams
Commissioner Precinct 3



David R. Linder
Commissioner Precinct 4

SUBSCRIBED AND SWORN TO BEFORE ME THIS 22nd DAY OF DECEMBER, 2020.





Notary Public in and for Brazoria County, Texas
My Commission Expires: 2-16-2024

BRAZORIA COUNTY Bank Account Activity and Interest Report for OCTOBER 2020

Account	Ending Bank Balance 09/30/2020	Deposits and Other Credits Received	Checks and Other Debits Disbursed	Ending Bank Balance 10/31/2020	MONTHLY Interest Earned	Interest Rate
FIRST NATIONAL BANK OF LAKE JACKSON						
Tax Assessor/Collector GOVPAY Acct	693,886.00	909,016.99	(870,000.08)	732,902.91	302.34	0.70
Tax Assessor/Collector Veh Inventory Prop Tax	1,691,158.27	213,859.32	(4,092.08)	1,900,925.51	1,172.28	0.70
Payroll	2,464,408.61	9,357,318.70	(9,744,060.53)	2,077,666.78	1,361.35	0.70
Operating	10,023,039.25	24,314,605.52	(27,067,883.52)	7,269,761.25	6,089.20	0.70
Jury Fund	301,820.00	80.00	(4,525.00)	297,375.00	195.79	0.70
Tax Assessor/Collector Boat Sales Tax *	9,861.00	81,240.43	(87,691.51)	3,409.92	2.22	0.70
County Clerk Trust Fund	8,185,844.88	1,957,232.25	(2,458,587.26)	7,684,489.87	4,825.68	0.70
District Clerk Trust Fund	17,760,435.25	52,326.15	(112,221.96)	17,700,539.44	150.46	0.70
Tax Assessor/Collector Motor Vehicle Acct	1,880,557.91	7,185,955.02	(7,971,534.97)	1,094,977.96	809.04	0.70
Tax Assessor/Collector Boat Collections	84,236.56	167,445.94	(185,258.22)	66,424.28	47.02	0.70
Tax Assessor/Collector Sales Tax Account *	802,616.72	5,075,290.28	(4,820,699.41)	1,057,207.59	561.65	0.70
Sheriff Barber Shop Education Training Program *	76,641.50	665.79		77,307.29	45.79	0.70
Comptroller Direct Deposit	1,899,585.65	1,805,178.65	(3,226,184.14)	478,580.16	551.61	0.70
Sheriff's Dept Narcotic Unit-Operations	8,410.14		(6,995.00)	1,415.14	2.78	0.70
Comm. Super & Corrections Dept. Restitution Acct	135,112.12	37,560.81	(31,692.51)	140,980.42	81.06	0.70
District Atty Check Collection Account	18,996.43	4,066.97	(1,693.85)	21,369.55	11.13	0.70
Tax Assessor/Collector Tax Account	1,867,421.27	22,620,746.70	(21,067,155.80)	3,421,012.17	3,054.87	0.70
Employee Benefit Trust Fund *	6,747,170.23	997,210.90	(1,687,641.21)	6,056,739.92	4,179.37	0.70
Investment Acct	2,000,000.00	16,000,000.00	(18,000,000.00)	0.00	536.99	0.70
Credit Card Account	285,209.82	585,350.81	(355,675.00)	514,885.63	188.01	0.70
E-Filing / E-Recording	187,832.25	429,953.54	(501,663.30)	116,122.49	103.09	0.70
Parks Credit Card	13,112.22	42,601.40	(34,352.72)	21,360.90	10.48	0.70
Juvenile Restitution Account	3,566.01	1,876.99	(1,186.70)	4,256.30	2.09	0.70
TouchPay Credit Card	31,308.16	83,017.88	(95,609.16)	18,716.88	18.03	0.70
First National Bank of Lake Jackson Totals	57,172,230.25	91,922,601.04	(98,336,403.93)	50,758,427.36	24,302.33	
TOTAL Interest Earning Accounts EOM Balance				50,758,427.36	24,302.33	

Non-Int bearing Accts: Sheriff, County and District Clerks Cash Bonds; TCDBG-IKE; Inmate Trusts; TCEQ ; Bail Bond Sec; HMGP

1,200,086.11
51,958,513.47

This report is presented in accordance with The Texas Government Code Title 4 Sec. 114.026 (a)(1) and I certify that to the best of my knowledge the above is the true and correct cash balance remaining in the Treasurer's custody.


Cathy Campbell, CGA, CIO
Brazoria County Treasurer



CATHY CAMPBELL, CCT, CIO
BRAZORIA COUNTY TREASURER
111 E. Locust, Room 305 Angleton, Texas 77515-4654
979-864-1353 FAX 979-864-1680

Attached is a copy of the management report for the securities that were pledged to Brazoria County by First National Bank of Lake Jackson for the month of **OCTOBER 2020.**

Note: Brazoria County no longer has funds on deposit with Wells Fargo Bank.

"I CERTIFY THAT TO THE BEST OF MY KNOWLEDGE THE ATTACHED REPORTS ARE TRUE AND CORRECT."

A handwritten signature in blue ink that reads "Cathy Campbell". The signature is written in a cursive style and is positioned above a horizontal line.

Cathy Campbell, CCT, CIO
Brazoria County Treasurer

Reportfolio

First National Bank of Lake Jackson, Lake Jackson, T
 Published: 11/4/2020 12:40:50 PM

Management Report
 Pledged To: BRAZORIA COUNTY

Date: 31-Oct-20
 Page: 17
 Section V-C

Safekkeeping

Code	Cusip Trans#	Description Maturity FAS 115	Prerefund	Pool Coupon	Moody StdPoor	Original Face Pledged Percent	Original Face Value	Pledged Par Value	Pledged Book Value	Pledged Market Value
FHLB	38382C3M1	GNR 2020-35 M		2.750		100.00%	\$3,500,000.00	\$3,212,453.02	\$3,327,551.16	\$3,343,852.31
FEDERAL HOME LOAN BANK AFS										
FHLB	562180202006301	3/20/2050		2.000		100.00%	\$3,600,000.00	\$3,551,552.71	\$3,688,822.79	\$3,668,614.73
FEDERAL HOME LOAN BANK AFS										
FHLB	3136BAF25	FNR 2020-49 PA		1.750		100.00%	\$3,000,000.00	\$2,964,746.04	\$3,028,038.19	\$3,012,053.31
FEDERAL HOME LOAN BANK AFS										
FHLB	562070202006291	7/25/2050		2.000		100.00%	\$3,000,000.00	\$2,954,584.53	\$3,058,911.52	\$3,062,168.04
FEDERAL HOME LOAN BANK AFS										
FHLB	3136BBLL4	FNR 2020-56 PE		2.000		100.00%	\$3,000,000.00	\$2,959,324.23	\$3,085,411.51	\$3,057,614.04
FEDERAL HOME LOAN BANK AFS										
FHLB	565826202007300	8/25/2050					\$75,230,000.00	\$52,523,356.27	\$52,992,525.14	\$54,190,792.30
FEDERAL HOME LOAN BANK AFS										
FHLB	3136BBPX4	FNR 2020-56 QG					\$309,995,624.00	\$84,299,108.35	\$85,225,485.33	\$87,758,326.17
FEDERAL HOME LOAN BANK AFS										
30 CMOs - Fixed Rate										
Total Pledged 124 To: BRC BRAZORIA COUNTY										
\$0.00 Munis with Maturity Under 2 Years										
\$0.00 Munis with Maturity Over 2 Years										

** If no data is shown, then there are no pledges for the current period.



Brazoria County Bond Payments - October 2020

	<u>INTEREST</u>	<u>PRINCIPAL</u>	<u>BAB SUBSIDY</u>	<u>TOTAL</u>
Series 2012 - Certificates of Obligation	0.00	0.00	0.00	0.00
Series 2012 - Unlimited Tax Road Bonds	0.00	0.00		0.00
Series 2016 - Unlimited Tax Refunding Bonds	0.00	0.00		0.00
Series 2016 - Limited Tax Refunding Bonds	0.00	0.00		0.00
Series 2018 -Certificates of Obligation	0.00	0.00		0.00
Series 2018 - Unlimited Tax Refunding Bonds	0.00	0.00		0.00
Series 2020 -Unlimited Tax Refunding (2010B BAB) Bonds	0.00	0.00		0.00
TOTAL PAYMENTS	0.00	0.00	0.00	0.00

The following pages show the remaining bond payments to be made by Brazoria County.

This report is presented in accordance with The Texas Government Code Title 4 Sec. 114.026 (a)(2)



Cathy Campbell, CCT, CIO
Brazoria County Treasurer

BRAZORIA COUNTY, TEXAS
Series 2012 - Certificates of Obligation
Remaining Payment Schedule

FISCAL YEAR	INTEREST 1-Mar	PRINCIPAL 1-Mar	INTEREST 1-Sep	TOTAL PAYMENT
2021	477,575.00	1,350,000.00	443,825.00	2,271,400.00
2022	443,825.00	1,420,000.00	408,325.00	2,272,150.00
2023	408,325.00	1,495,000.00	370,950.00	2,274,275.00
2024	370,950.00	1,570,000.00	331,700.00	2,272,650.00
2025	331,700.00	1,650,000.00	290,450.00	2,272,150.00
2026	290,450.00	1,735,000.00	247,075.00	2,272,525.00
2027	247,075.00	1,825,000.00	201,450.00	2,273,525.00
2028	201,450.00	1,920,000.00	153,450.00	2,274,900.00
2029	153,450.00	2,000,000.00	118,450.00	2,271,900.00
2030	118,450.00	2,075,000.00	82,137.50	2,275,587.50
2031	82,137.50	2,145,000.00	44,600.00	2,271,737.50
2032	44,600.00	2,230,000.00		2,274,600.00
	3,169,987.50	21,415,000.00	2,692,412.50	27,277,400.00

Debt History:
 Date of Receipt 26-Jul-12
 Amount of Issue \$25,115,000.00
 True Int Cost 3.380%

Paying Agent:
 U.S. Bank
 ABA routing # 091000022
 St. Paul, MN 55486-2639

BRAZORIA COUNTY, TEXAS
Series 2012 - Unlimited Tax Road Bonds
Remaining Payment Schedule

FISCAL YEAR	INTEREST 1-Mar	PRINCIPAL 1-Mar	INTEREST 1-Sep	TOTAL PAYMENT
2021	95,400.00	420,000.00	89,100.00	604,500.00
2022	89,100.00	430,000.00	82,650.00	601,750.00
2023	82,650.00	445,000.00	75,975.00	603,625.00
2024	75,975.00	455,000.00	69,150.00	600,125.00
2025	69,150.00	470,000.00	62,100.00	601,250.00
2026	62,100.00	485,000.00	54,825.00	601,925.00
2027	54,825.00	500,000.00	47,012.50	601,837.50
2028	47,012.50	515,000.00	38,643.75	600,656.25
2029	38,643.75	535,000.00	29,950.00	603,593.75
2030	29,950.00	550,000.00	20,668.75	600,618.75
2031	20,668.75	570,000.00	10,693.75	601,362.50
2032	10,693.75	590,000.00		600,693.75
	675,168.75	5,965,000.00	580,768.75	7,221,937.50

Debt History:
 Date of Receipt 26-Jul-12
 Amount of Issue \$8,575,000.00
 True Int cost 3.120%

Paying Agent:
 U.S. Bank
 ABA routing # 091000022
 St. Paul, MN 55486-2639

BRAZORIA COUNTY, TEXAS
Series 2016 - Limited Tax Refunding Bonds
Remaining Payment Schedule

FISCAL YEAR	INTEREST 1-Mar	PRINCIPAL 1-Mar	INTEREST 1-Sep	TOTAL PAYMENT
2021	113,225.00	625,000.00	103,850.00	842,075.00
2022	103,850.00	905,000.00	85,750.00	1,094,600.00
2023	85,750.00	945,000.00	66,850.00	1,097,600.00
2024	66,850.00	980,000.00	47,250.00	1,094,100.00
2025	47,250.00	1,025,000.00	26,750.00	1,099,000.00
2026	26,750.00	1,070,000.00		1,096,750.00
	443,675.00	5,550,000.00	330,450.00	6,324,125.00

Debt History:
 Date of Receipt 28-Jan-16
 Amount of Issue \$8,125,000.00
 True Int cost 2.207%

Paying Agent:
 U.S. Bank
 ABA routing # 091000022
 St. Paul, MN 55486-2639

Refunding Series 2006 Certificate of Obligation

BRAZORIA COUNTY, TEXAS
Series 2016 - Unlimited Tax Refunding Bonds
Remaining Payment Schedule

FISCAL YEAR	INTEREST 1-Mar	PRINCIPAL 1-Mar	INTEREST 1-Sep	TOTAL PAYMENT
2021	133,100.00	505,000.00	125,525.00	763,625.00
2022	125,525.00	860,000.00	108,325.00	1,093,850.00
2023	108,325.00	900,000.00	90,325.00	1,098,650.00
2024	90,325.00	935,000.00	71,625.00	1,096,950.00
2025	71,625.00	975,000.00	52,125.00	1,098,750.00
2026	52,125.00	1,015,000.00	26,750.00	1,093,875.00
2027	26,750.00	1,070,000.00	0.00	1,096,750.00
	607,775.00	6,260,000.00	474,675.00	7,342,450.00

Debt History:
 Date of Receipt 28-Jan-16
 Amount of Issue \$8,425,000.00
 True Int cost 2.376%

Paying Agent:
 U.S. Bank
 ABA routing # 091000022
 St. Paul, MN 55486-2639

Refunding Series 2006 Unlimited Tax Road Bonds

BRAZORIA COUNTY
Certificates of Obligation
Series 2018
Payment Schedule

FISCAL YEAR	INTEREST 1-Mar	PRINCIPAL 1-Mar	INTEREST 1-Sep	TOTAL PAYMENT
2021	185,675.00	290,000.00	178,325.00	653,900.00
2022	178,325.00	305,000.00	170,700.00	654,025.00
2023	170,700.00	320,000.00	162,700.00	653,400.00
2024	162,700.00	335,000.00	154,325.00	652,025.00
2025	154,325.00	355,000.00	145,450.00	654,775.00
2026	145,450.00	370,000.00	136,200.00	651,650.00
2027	136,200.00	390,000.00	126,450.00	652,650.00
2028	126,450.00	410,000.00	116,200.00	652,650.00
2029	116,200.00	430,000.00	105,450.00	651,650.00
2030	105,450.00	455,000.00	94,075.00	654,525.00
2031	94,075.00	475,000.00	82,200.00	651,275.00
2032	82,200.00	500,000.00	69,700.00	651,900.00
2033	69,700.00	525,000.00	59,200.00	653,900.00
2034	59,200.00	545,000.00	48,300.00	652,500.00
2035	48,300.00	570,000.00	36,900.00	655,200.00
2036	36,900.00	590,000.00	25,100.00	652,000.00
2037	25,100.00	615,000.00	12,800.00	652,900.00
2038	12,800.00	640,000.00	0.00	652,800.00
	1,909,650.00	8,120,000.00	1,724,075.00	11,753,725.00

Debt History:
Date of Receipt August 23, 2018
Amount of Issue \$8,120,000.00
Last Maturity March 01, 2038
True Interest Cost 3.496221%

Paying Agent:
U.S. Bank
ABA routing # 091000022
St. Paul, MN 55486-2639

P:\Treas\Debt Service Bonds\2018 Cert of Obligation\Debt Service Payment Schedule.xls
Prepared by Cathy Campbell, CCT, CIO Brazoria County Treasurer

BRAZORIA COUNTY
Unlimited Tax Refunding Bonds
Series 2018
Payment Schedule

FISCAL YEAR	INTEREST 1-Mar	PRINCIPAL 1-Mar	INTEREST 1-Sep	TOTAL PAYMENT
2021	92,625.00	390,000.00	82,875.00	565,500.00
2022	82,875.00	405,000.00	72,750.00	560,625.00
2023	72,750.00	425,000.00	62,125.00	559,875.00
2024	62,125.00	445,000.00	51,000.00	568,125.00
2025	51,000.00	475,000.00	39,125.00	565,125.00
2026	39,125.00	495,000.00	26,750.00	560,875.00
2027	26,750.00	520,000.00	13,750.00	560,500.00
2028	13,750.00	550,000.00		563,750.00
	441,000.00	3,705,000.00	348,375.00	4,494,375.00

Refunded Series 2008 Unlimited Tax Road Bonds

Debt History:
Date of Receipt August 23, 2018
Amount of Issue \$4,415,000.00
Last Maturity March 01, 2028
True Interest Cost 2.647974%

Paying Agent:
U.S. Bank
ABA routing # 091000022
St. Paul, MN 55486-2639

P:\Treas\Debt Service Bonds\Unlimited Tax Refunding Bonds, Series 2018 Debt Service Payment Schedule.xls
Prepared by Cathy Campbell, CCT, CIO Brazoria County Treasurer

BRAZORIA COUNTY
Unlimited Tax Road Refunding Bonds
Series 2020
Payment Schedule

FISCAL YEAR	INTEREST 1-Mar	PRINCIPAL 1-Mar	INTEREST 1-Sep	TOTAL PAYMENT
2021	246,000.00	785,000.00	226,375.00	1,257,375.00
2022	226,375.00	825,000.00	205,750.00	1,257,125.00
2023	205,750.00	860,000.00	184,250.00	1,250,000.00
2024	184,250.00	910,000.00	161,500.00	1,255,750.00
2025	161,500.00	950,000.00	137,750.00	1,249,250.00
2026	137,750.00	995,000.00	112,875.00	1,245,625.00
2027	112,875.00	1,050,000.00	86,625.00	1,249,500.00
2028	86,625.00	1,100,000.00	59,125.00	1,245,750.00
2029	59,125.00	1,155,000.00	30,250.00	1,244,375.00
2030	30,250.00	1,210,000.00		1,240,250.00
	1,450,500.00	9,840,000.00	1,204,500.00	12,495,000.00

Debt History:
 Date of Receipt January 23, 2020
 Amount of Issue \$9,840,000.00
 Last Maturity March 01, 2030
 True Interest Cost 1.720776%

Paying Agent:
 U.S. Bank
 ABA routing # 091000022
 St. Paul, MN 55486-2639

Refunded: 2010B Unlimited Tax Rd Bonds, (Build America Bonds)

BRAZORIA COUNTY TOLL ROAD AUTHORITY
Limited Contract Tax and Subordinate Lien Toll Road Revenue Bonds
 Series 2017A
 Payment Schedule

FISCAL YEAR	INTEREST 1-Mar	PRINCIPAL 1-Mar	INTEREST 1-Sep	TOTAL PAYMENT	Estimated Monthly Installment Due to US BANK
2017			284,888.00	294,888.00	284,888.00
2018	768,750.00		768,750.00	1,537,500.00	128,125.00
2019	768,750.00		768,750.00	1,537,500.00	128,125.00
2020	768,750.00		768,750.00	1,537,500.00	128,125.00
2021	768,750.00		768,750.00	1,537,500.00	128,125.00
2022	768,750.00		768,750.00	1,537,500.00	128,125.00
2023	768,750.00		768,750.00	1,537,500.00	128,125.00
2024	768,750.00		768,750.00	1,537,500.00	128,125.00
2025	1,035,750.00		1,035,750.00	2,071,500.00	172,625.00
2026	1,302,750.00		1,302,750.00	2,605,500.00	217,125.00
2027	1,569,750.00		1,569,750.00	3,139,500.00	261,625.00
2028	1,836,750.00		1,836,750.00	3,673,500.00	306,125.00
2029	2,103,750.00	1,550,000.00	2,103,750.00	4,213,750.00	350,625.00
2030	2,370,750.00	1,650,000.00	2,370,750.00	4,753,750.00	395,125.00
2031	2,637,750.00	1,750,000.00	2,637,750.00	5,293,750.00	439,625.00
2032	2,904,750.00	1,850,000.00	2,904,750.00	5,833,750.00	484,125.00
2033	3,171,750.00	1,950,000.00	3,171,750.00	6,373,750.00	528,625.00
2034	3,438,750.00	2,050,000.00	3,438,750.00	6,913,750.00	573,125.00
2035	3,705,750.00	2,150,000.00	3,705,750.00	7,453,750.00	617,625.00
2036	3,972,750.00	2,250,000.00	3,972,750.00	7,993,750.00	662,125.00
2037	4,239,750.00	2,350,000.00	4,239,750.00	8,533,750.00	706,625.00
2038	4,506,750.00	2,450,000.00	4,506,750.00	9,073,750.00	751,125.00
2039	4,773,750.00	2,550,000.00	4,773,750.00	9,613,750.00	795,625.00
2040	5,040,750.00	2,650,000.00	5,040,750.00	10,153,750.00	840,125.00
2041	5,307,750.00	2,750,000.00	5,307,750.00	10,693,750.00	884,625.00
2042	5,574,750.00	2,850,000.00	5,574,750.00	11,233,750.00	929,125.00
2043	5,841,750.00	2,950,000.00	5,841,750.00	11,773,750.00	973,625.00
2044	6,108,750.00	3,050,000.00	6,108,750.00	12,313,750.00	1,018,125.00
2045	6,375,750.00	3,150,000.00	6,375,750.00	12,853,750.00	1,062,625.00
2046	6,642,750.00	3,250,000.00	6,642,750.00	13,393,750.00	1,107,125.00
2047	6,909,750.00	3,350,000.00	6,909,750.00	13,933,750.00	1,151,625.00
2048	7,176,750.00	3,450,000.00	7,176,750.00	14,473,750.00	1,196,125.00
2049	7,443,750.00	3,550,000.00	7,443,750.00	15,013,750.00	1,240,625.00
2050	7,710,750.00	3,650,000.00	7,710,750.00	15,553,750.00	1,285,125.00
TOTAL	28,874,983.50	55,838,314.00	28,885,081.50	111,398,269.00	111,398,269.00

Debt History: 22-Jun-17
 Date of Receipt: \$53,838,313.00
 Amount of Issue: BRAZOR17CIB

Paying Agent:
 U.S. Bank
 ABA routing # 091000022
 St. Paul, MN 55466-2639
 BRAZOR17CIB

Brazoria County Toll Road Authority Limited Contract Tax and Subordinate Lien
 Toll Road Revenue Bonds, Series 2017A CIB

*Not due from closing to Sept 2017 debt payment, then monthly installments to US Bank thereafter begin Sept 2017
 Int Calculations include compounded interest from Series 2017A Convertible CIBs.

Prepared by Cathy Campbell, CCT, CIO Brazoria County Treasurer

Brazoria County Toll Road Authority Limited Contract Tax and Subordinate Lien
 Toll Road Revenue Bonds, Series 2017B BANS

Debt History: 2-Feb-20
 Date of Receipt: \$24,985,000.00
 Amount of Issue: U.S. Bank
 ABA routing # 091000022
 St. Paul, MN 55466-2639

Brazoria County Toll Road Authority Limited Contract Tax and Subordinate Lien
 Toll Road Revenue Bonds, Series 2017B BANS

*Not due from closing to Sept 2017 debt payment, then monthly installments to US Bank thereafter begin Sept 2017
 Int Calculations include compounded interest from Series 2017A Convertible CIBs.

Prepared by Cathy Campbell, CCT, CIO Brazoria County Treasurer

BRAZORIA COUNTY TOLL ROAD AUTHORITY
Limited Contract Tax and Subordinate Lien Toll Road Revenue Refunding Bonds
 Series 2020
 Payment Schedule

FISCAL YEAR	INTEREST 1-Mar	PRINCIPAL 1-Mar	INTEREST 1-Sep	TOTAL PAYMENT	Estimated Monthly Installment Due to US BANK
2020			662,797.00	662,797.00	110,466.17
2021	624,625.00		624,625.00	1,249,250.00	104,104.17
2022	624,625.00		624,625.00	1,249,250.00	104,104.17
2023	624,625.00		624,625.00	1,249,250.00	104,104.17
2024	624,625.00		624,625.00	1,249,250.00	104,104.17
2025	624,625.00		624,625.00	1,249,250.00	104,104.17
2026	624,625.00		624,625.00	1,249,250.00	104,104.17
2027	610,875.00	550,000.00	610,875.00	1,787,250.00	146,937.57
2028	596,375.00	610,000.00	596,375.00	1,787,250.00	146,937.57
2029	581,125.00	640,000.00	581,125.00	1,787,250.00	146,937.57
2030	565,125.00	670,000.00	565,125.00	1,787,250.00	146,937.57
2031	548,250.00	710,000.00	548,250.00	1,787,250.00	146,937.57
2032	530,500.00	745,000.00	530,500.00	1,787,250.00	146,937.57
2033	511,875.00	785,000.00	511,875.00	1,787,250.00	146,937.57
2034	492,250.00	825,000.00	492,250.00	1,787,250.00	146,937.57
2035	471,625.00	865,000.00	471,625.00	1,787,250.00	146,937.57
2036	450,000.00	910,000.00	450,000.00	1,787,250.00	146,937.57
2037	427,250.00	955,000.00	427,250.00	1,787,250.00	146,937.57
2038	403,375.00	1,005,000.00	403,375.00	1,787,250.00	146,937.57
2039	378,250.00	1,060,000.00	378,250.00	1,787,250.00	146,937.57
2040	351,750.00	1,110,000.00	351,750.00	1,787,250.00	146,937.57
2041	324,000.00	1,170,000.00	324,000.00	1,787,250.00	146,937.57
2042	294,750.00	1,230,000.00	294,750.00	1,787,250.00	146,937.57
2043	264,000.00	1,290,000.00	264,000.00	1,787,250.00	146,937.57
2044	231,750.00	1,360,000.00	231,750.00	1,787,250.00	146,937.57
2045	197,500.00	1,430,000.00	197,500.00	1,787,250.00	146,937.57
2046	162,000.00	1,500,000.00	162,000.00	1,787,250.00	146,937.57
2047	124,500.00	1,575,000.00	124,500.00	1,787,250.00	146,937.57
2048	85,250.00	1,650,000.00	85,250.00	1,787,250.00	146,937.57
2049	43,625.00	1,745,000.00	43,625.00	1,787,250.00	146,937.57
TOTAL	12,353,875.00	24,985,000.00	12,432,047.00	49,810,922.00	49,810,922.00

Debt History: 2-Feb-20
 Date of Receipt: \$24,985,000.00
 Amount of Issue: U.S. Bank
 ABA routing # 091000022
 St. Paul, MN 55466-2639

Brazoria County Toll Road Authority Limited Contract Tax and Subordinate Lien
 Toll Road Revenue Bonds, Series 2017B BANS

*Not due from closing to Sept 2017 debt payment, then monthly installments to US Bank thereafter begin Sept 2017
 Int Calculations include compounded interest from Series 2017A Convertible CIBs.

Prepared by Cathy Campbell, CCT, CIO Brazoria County Treasurer



CATHY CAMPBELL, CCT, CIO
BRAZORIA COUNTY TREASURER

Brazoria County Treasurer's Office Proceedings for October 2020

Activity	Count		Amount
Cash receipts issued:	104	\$	117,398.88
HMGP Application payments processed	0	\$	-
Treasurer Deposits processed:	45	\$	140,747.08
Healthcare Invoices processed:	15	\$	1,514,428.02
Retiree premium payments processed:	346	\$	53,794.01
<65 Retiree Prepaid 401h reimbursements processed:	101	\$	29,795.00
>65 Retiree Prepaid 401h reimbursements processed:	249	\$	47,700.00
Wire transfers executed:	95	\$	32,999,415.42
Toll Road Wires executed:	8	\$	240,545.47
EFT files processed:	19	\$	10,563,884.87
Accounts Payable checks printed and distributed:	1489	\$	10,327,193.41
Jury checks printed and distributed:	674	\$	11,580.00
BCCSCD checks printed and distributed:	107	\$	29,114.67
Payroll checks printed and distributed:	51	\$	84,723.97
Payroll advices printed and distributed (est.):	700	\$	-
Stop payments issued:	24		
Positive Pay files processed:	27		
Brazo general ledger journal entries posted:	167		
Toll Road general ledger journal entries posted:	60		
Reports to State	12		
Bank Reconciliations	19		
EFT Set ups and/or changes	2		
DA Discovery payments taken-credit cards	59		
DA Discovery payments taken-checks/cash	129		

Submitted for compliance with Local Government Code Sec. 114.026 subsection (a)(3)
I certify to the best of my knowledge the above information is true and correct.


Cathy Campbell, CCT, CIO
Brazoria County Treasurer



Brazoria County General Ledger Fund Balance Activity
October 1, 2020 - October 31, 2020

General Ledger Fund balances are of the last day of the month and may not include all journal entries and adjustments for that month.
 Bank accounts have been reconciled or, are in the process of being reconciled to general ledger since this report was generated.
 Submitted for compliance with Local Government Code Sec. 114.026 subsection (c)

Fund	Cash				Investments			
	Opening GL Balance	GL Debit	GL Credit	GL Ending Balance	Opening GL Balance	GL Debit	GL Credit	GL Ending Balance
10000 - General Fund	\$24,009,073.52	\$62,625,120.02	-\$69,774,948.75	\$16,859,244.79	\$82,152,608.96	\$4,448,336.35	-\$7,000,000.00	\$79,600,945.31
10100 - General Fund - Construction	\$0.00	\$0.00	-\$969,496.08	-\$969,496.08				
10200 - Juv Prob Fees	\$84,359.69	\$2,055.38	-\$732.00	\$85,683.07				
10300 - Unclaimed Juvenile Restitution	\$11,179.29	\$0.00	\$0.00	\$11,179.29				
10400 - Env Health-Retail Food Permits	\$13,180.16	\$26,578.63	-\$33,101.83	\$6,656.96				
10500 - District Clerk Contingency	\$439,002.37	\$2,767.76	-\$1,306.00	\$440,464.13	\$267,871.84	\$30.38	\$0.00	\$267,902.22
10600 - Fire Training Field	\$23,689.01	\$0.00	-\$712.51	\$22,976.50				
10700 - Parks Special Events	\$14,163.95	\$0.00	-\$189.07	\$13,974.88				
10710 - Parks SFA Special Projects	\$2,954.99	\$236.22	-\$166.85	\$3,024.36				
10850 - CPS-Donations	\$22,859.84	\$110.00	\$0.00	\$22,969.84				
10900 - CPS-Bikes & Bears	\$116.80	\$0.00	\$0.00	\$116.80				
20000 - Road and Bridge Non-Construct	\$409,091.72	\$19,376,614.47	-\$14,193,504.09	\$5,592,202.10	\$18,269,354.03	\$179.99	-\$9,000,000.00	\$9,269,534.02
20500 - Road and Bridge Construction	-\$208,481.85	\$69,155.31	-\$1,686,499.15	-\$1,825,825.69				
30000 - USDA-WC								
30100 - TDSHS Women Infants & Children	-\$311,430.63	\$258,429.88	-\$337,877.99	-\$390,878.74				
30200 - USDA-WC Peer Counseling								
30300 - USDA-WC Registered Diet								
30400 - USDA-WC Lactation Reimb.								
30502 - HHS-PPCPS-CRI	-\$8,716.39	\$24,409.75	-\$31,791.41	-\$16,098.05				
30600 - HHS-RLSS-LPHS	-\$4,933.87	\$5,769.43	-\$9,201.50	-\$8,365.94				
30701 - HHS-CPS/HCID-PHEP								
30702 - HHS-CPS/UNIQUE								
30705 - HHS-PPCPS-HAZARDS	-\$29,666.05	\$112,642.57	-\$109,196.54	-\$26,220.02				
30706 - 2017 Hur Public Hlth Crisis R	-\$8,340.86	\$0.00	\$0.00	-\$8,340.86				
30707 - COVID-19 Health Grant	-\$74,668.41	\$16,092.80	-\$55,930.76	-\$114,506.37				
30710 - HHS-INFECTIOUS_DIS_CONTRL_UNIT	-\$8,620.44	\$16,366.02	-\$22,843.63	-\$15,098.05				
30800 - HHS-CPS-Title IV-E-FCM	-\$61,233.28	\$4,998.29	-\$15,474.76	-\$71,709.76				
30850 - HHS-CPS-Title IV-E Legal Svcs	-\$115,062.91	\$28,985.71	-\$65,460.21	-\$151,537.41				
30900 - HHS-TJPC-Title IV-E FosterCare								
31100 - DHS-Repetitive Flood Claims								
31300 - DHS-Buffer Zone Protection	\$13,729.21	\$0.00	\$0.00	\$13,729.21				
31500 - DHS-St Homeland Sec-UASI	-\$37,045.17	\$1,127.59	-\$2,123.18	-\$38,040.76				
31600 - DHS-St Homeland Security	\$500.00	\$0.00	\$0.00	\$500.00				
32000 - HUD-FY20-Section 8 CARES	\$194,575.67	\$0.00	-\$1,147.93	\$193,427.74				
32005 - HUD-FY05-Section 8 Housing-ADM	\$34,709.78	\$0.00	\$0.00	\$34,709.78				
32006 - HUD-FY06-Section 8 Housing-ADM	\$110,216.83	\$0.00	\$0.00	\$110,216.83				
32007 - HUD-FY07-Section 8 Housing-ADM	\$19,926.62	\$0.00	\$0.00	\$19,926.62				
32008 - HUD-FY08-Section 8 Housing-ADM	\$39,404.66	\$0.00	\$0.00	\$39,404.66				
32009 - HUD-FY09-Section 8 Housing-ADM	\$86,420.27	\$0.00	\$0.00	\$86,420.27				
32010 - HUD-FY10-Section 8 Housing-ADM	\$125,218.34	\$0.00	\$0.00	\$125,218.34				
32011 - HUD-FY11-Section 8 Housing-ADM	\$93,847.02	\$0.00	\$0.00	\$93,847.02				
32012 - HUD-FY12-Section 8 Housing-ADM	\$37,233.74	\$0.00	\$0.00	\$37,233.74				
32013 - Section8-Adm	\$502,519.04	\$0.00	\$0.00	\$502,519.04				
32019 - HUD-2019-Section 8 Housing-ADM	-\$48,675.57	\$0.00	\$0.00	-\$48,675.57				
32020 - HUD-2020-Section 8 Housing-ADM	\$41,549.38	\$133,676.33	-\$133,772.97	\$41,452.74				
32113 - Section 8-HAP	\$197.00	\$0.00	\$0.00	\$197.00				
32119 - HUD-2019-Section 8 Housing-HAP	\$20,126.68	\$0.00	\$0.00	\$20,126.68				
32120 - HUD-2020-Section 8 Housing-HAP	\$38,026.63	\$638,981.00	-\$637,996.00	\$39,011.63				
32211 - HUD-CDBG-2011								
32212 - HUD-CDBG-PY2012								
32213 - CDBG	\$3,232.72	\$790,441.75	-\$864,310.92	-\$70,636.45				
32214 - HOME	\$32.80	\$37,379.16	-\$107,484.56	-\$70,072.60				
32215 - ESG	-\$489.23	\$49,471.92	-\$56,752.68	-\$7,769.99				
32600 - HUD-Texas CDBG								
32610 - HUD-2016 Flood GLO	-\$53,311.97	\$1,043,902.46	-\$1,045,536.41	-\$54,945.92				
32620 - HUD-Harvey GLO	-\$3,419.79	\$260,479.17	-\$260,738.44	-\$3,679.06				
33200 - USDOJ-Crime Vict Assist-VOCA	-\$3,323.58	\$21,763.77	-\$35,194.85	-\$16,754.66				
33250 - USDOJ-CSCD-Victim Svcs Prg								
33251 - USDOJ-CSCD-VSP	-\$915.92	\$915.92	-\$915.92	-\$915.92				
33300 - USDOJ-Drug Court Program	\$4,018.20	\$18,547.33	-\$25,219.72	-\$2,654.19				
33310 - USDOJ-DWI Court Program	\$21,883.22	\$13,836.28	-\$22,188.37	\$13,531.14				
33320 - USDOJ-Veterans Court Program	\$133.35	\$6,734.15	-\$5,984.15	\$883.35				
33330 - USDOJ-Domestic Violence Court	-\$9,907.33	\$33,312.05	-\$48,960.61	-\$25,555.89				
33410 - USDOJ-CESF Grant	\$0.00	\$0.00	-\$36,765.00	-\$36,765.00				
33420 - USDOJ-COVID-19 Mitigation	-\$2,426.55	\$419.86	-\$419.86	-\$2,426.55				
33500 - USDOJ-DEA-Narcotics OT Exp	-\$2,488.21	\$115.84	-\$57.92	-\$2,430.29				
33510 - USDOJ-Organized Crime Drug Enf	\$15,489.04	\$0.00	\$0.00	\$15,489.04				
33900 - USDOJ-SCAAP	\$168,637.19	\$55,133.00	-\$55,133.00	\$168,637.19				
34105 - TPW-HRCP-COL BOTTOMLAND PROJ	-\$416,005.68	\$2,305.69	-\$10,588.87	-\$424,288.86				
34200 - DOI-Parks Boating Access								
34250 - DOI-Swan Lake Boat Ramp								
34400 - USDOT-CR 257 Repairs								

Fund	Cash				Investments			
	Opening GL Balance	GL Debit	GL Credit	GL Ending Balance	Opening GL Balance	GL Debit	GL Credit	GL Ending Balance
34600 - FEMA - Flood Disaster 2015								
34610 - FEMA - Flood Disaster 2016	\$39,613.97	\$0.00	\$0.00	\$39,613.97				
34615 - FEMA-Harvey 2017	\$586,600.05	\$63,091.76	-\$100,796.76	\$548,895.05				
34616 - FEMA-Hazard Mitigation Grant P	-\$210,520.15	\$7,742.10	-\$30,744.04	-\$233,522.09				
34619 - Fema - Flood Disaster 2019								
34620 - CARES-Coronavirus Relief Fund	-\$1,238,854.48	\$198,595.09	-\$670,113.80	-\$1,710,373.19				
34621 - FEMA-Laura 2020	-\$73,135.00	\$122,274.06	-\$244,543.06	-\$195,404.00				
34622 - FEMA-Beta 2020	-\$22,298.96	\$15,330.82	-\$62,632.00	-\$69,600.14				
34700 - IMLS-Library Mobile Proj Rnd 2								
34710 - FCC-E-Rate Library Program	-\$24,374.94	\$0.00	\$0.00	-\$24,374.94				
34820 - USDC-SLP Dune Walkover								
34850 - USTREAS-Restore Act Projects	-\$423,581.97	\$8,607.50	-\$19,654.34	-\$434,628.81				
34860 - DOI-Parks - CIAP Grant								
34880 - TXDOT-SH288 Truck Weigh Statn	-\$451,687.50	\$0.00	\$0.00	-\$451,687.50				
34881 - TXDOT-CR58 PH II (CSJ304)	-\$51,892.91	\$0.00	-\$156,386.83	-\$208,279.74				
34882 - TXDOT-CR59 (CSJ 305)	-\$265,427.51	\$0.00	-\$10,275.00	-\$275,702.51				
34883 - TXDOT-CR101 Widening (CSJ303)	-\$12,602,067.00	\$0.00	-\$917,464.08	-\$13,519,531.08				
34890 - USDA NRCS Oyster Creek Ditch10								
34912 - USDOT-1212ANGLE-Wildlife								
34913 - TXDOT 1312ANGLE-APRON								
34925 - TXDOT - CARES 20CRANGLE								
35000 - TJD-State Aid	\$208,301.36	\$305,776.74	-\$385,450.49	\$128,627.61				
35650 - TJPC-JJAE-Boot Camp-8/31	-\$23,818.28	\$39,401.68	-\$90,229.48	-\$74,646.08				
35800 - TJPC-JJAE-Boot Camp-7/31								
35900 - TJD-Mental Health Services								
35950 - TJD-RDA-RegDiversionAlt-"R"	\$26,599.95	\$30,657.45	-\$33,741.15	\$23,516.25				
36000 - TCEQ-Follets Island Conserv Pl								
36400 - TCEQ-Local Initiatives Prg								
36410 - Texas Veterans Treatment Crt	-\$34,108.16	\$47,771.53	-\$46,817.70	-\$33,154.33				
36601 - GLO-HRCP-COL BOTTOMLANDS EDUC	-\$1,955.57	\$0.00	-\$1,383.14	-\$3,338.71				
36605 - GLO-Beach User Fees	-\$331,530.72	\$39,506.48	-\$85,480.22	-\$377,504.46				
36801 - TXDOT-CR 48 PROJECT								
37000 - OAG-VAG Grant	-\$2,597.51	\$9,744.38	-\$13,621.81	-\$6,474.94				
37100 - OAG-TEXAS VINE CONTR	-\$7,542.56	\$15,085.12	-\$7,542.56	\$0.00				
37200 - DFPS-CPS-Title IV-B-Concr Svc								
37300 - TDHCA-Amy Young Barrier Remova								
37400 - TDH-Immunization	-\$46,567.73	\$12,342.23	-\$21,181.65	-\$55,407.15				
37800 - OAG-Regional Juv Mental Hlth S	\$400.00	\$0.00	-\$400.00	\$0.00				
37913 - TXDOT-M312ANGLE-FY13RAMP								
37914 - TXDOT-M212ANGLE-FY14RAMP								
37916 - TXDOT-M1612ANGL-FY16RAMP								
37917 - TXDOT-FY17RAMP								
37918 - TXDOT-FY18RAMP								
37919 - TXDOT-FY19RAMP								
37920 - TXDOT-FY20RAMP								
37950 - TXDOT-Airport Layout-19MPANGLE								
38000 - Fire Code Inspection & Permit	-\$31,882.09	\$56,873.09	-\$102,140.60	-\$77,149.60				
38010 - Economic Development Tax Abate	\$1,006.03	\$0.00	\$0.00	\$1,006.03				
38020 - BC Industrial Development Corp	\$2,513.83	\$0.00	\$0.00	\$2,513.83				
38100 - Vital Statistics Fee	\$56,332.30	\$1,740.00	-\$508.00	\$57,564.30				
38110 - Records Mgmt-Co.Clk-Recording	\$1,535,997.36	\$155,047.32	-\$141,345.33	\$1,549,699.35	\$959,826.80	\$108.78	\$0.00	\$959,935.58
38120 - Records Archive-Co Clk	\$1,285,378.26	\$158,743.66	-\$144,577.90	\$1,299,544.02				
38130 - Records Mgmt-Co.Clk-Criminal	\$21,246.40	\$3,797.92	-\$1,326.09	\$23,718.23				
38200 - Civ,Crim,Prob Records Mgmt	\$233,887.24	\$1,052.93	-\$669.01	\$234,271.16	\$316,698.75	\$35.91	\$0.00	\$316,734.66
38210 - County Graffiti Eradication	\$2,741.92	\$0.50	\$0.00	\$2,742.42				
38220 - Cnty,District Court Technology	\$100,182.83	\$1,080.08	-\$749.93	\$100,512.98				
38230 - Record Preservation-CtyClk	\$53,933.01	\$4,190.00	-\$2,070.00	\$56,053.01				
38240 - Cnty, District Specialty Court	\$17,230.00	\$4,269.04	-\$1,534.75	\$19,964.29				
38300 - Child Abuse Prevention Fund	\$19,601.53	\$58.22	-\$7.76	\$19,651.99				
38310 - Family Protection Fund	\$10,293.34	\$3,330.26	-\$1,515.26	\$12,108.34				
38320 - Records Management-Dist. Clk.	\$30,321.67	\$6,737.62	-\$4,833.35	\$32,225.94				
38330 - Records Archive-District Clerk	\$97,310.99	\$8,494.67	-\$6,955.51	\$98,850.15				
38340 - Record Preservation-DistClk	\$15,761.45	\$11,265.81	-\$12,965.32	\$14,061.94				
38350 - Records Technology - DC	\$15,103.40	\$2,865.44	-\$1,310.93	\$16,657.91				
38400 - Justice Crt Building Security	\$31,475.36	\$33,490.29	-\$57,544.09	\$7,421.56				
38410 - Justice Court Technology Fund	\$481,307.52	\$8,933.24	-\$2,928.52	\$487,312.24				
38500 - Courthouse Security	\$405,313.85	\$23,159.38	-\$10,839.27	\$417,633.96				
38600 - LEOSE	\$146,147.09	\$0.00	-\$150.00	\$145,997.09				
38710 - D A Hot Check Collection	\$9,978.74	\$624.08	-\$853.76	\$9,749.06				
38720 - D A Supplemental	\$1,918.48	\$954.27	-\$5,089.79	-\$2,217.04				
38730 - D A Forfeiture, CCP Chapter 59	\$56,017.50	\$1,160.44	-\$4,430.00	\$52,747.94				
38810 - Voter Registration	-\$4,012.50	\$0.00	-\$411.87	-\$4,424.37				
38820 - Special Inv.Dealer Escrow-Tax	\$59,463.73	\$5,285.43	-\$4,092.08	\$60,657.08	\$31,288.61	\$3.58	\$0.00	\$31,292.19
38830 - Scofflaw Fees, TTC Sect 502.01	\$1,612.81	\$0.00	\$0.00	\$1,612.81				
38910 - Election Services Contract	\$97,878.72	\$0.00	-\$17,039.72	\$80,839.00				
38920 - Elections - HAVA Equip. Rental	\$353,575.69	\$0.00	\$0.00	\$353,575.69				
38930 - Elections-CARES HAVA	\$293,324.95	\$2,086.59	-\$74,085.82	\$221,325.72				
39040 - Constable Pct 4 Forfeiture	\$2,036.23	\$0.00	\$0.00	\$2,036.23				
39100 - Sheriff Contraband Forfeiture	\$424,773.98	\$0.00	-\$27,146.77	\$397,627.21				
39110 - Braz Cnty Narcotics Task Force	\$488,587.11	\$0.00	-\$3,147.44	\$485,439.67				
39120 - Sheriff Commissary Fund	\$438,066.42	\$92,001.91	-\$108,743.70	\$421,324.64				
39130 - Sheriff-Federal Forfeiture	\$183,940.18	\$0.00	-\$6,115.13	\$177,825.05				
39200 - Juvenile Case Manager Fund	\$9,542.37	\$57.45	-\$27.97	\$9,571.85				
39210 - Bond & Occupational LSF	\$15,004.51	\$7,942.12	-\$12,708.21	\$10,238.42				
39300 - Reliant Energy CARE Program	\$14,059.38	\$0.00	-\$1,769.86	\$12,289.52				

Fund	Cash				Investments			
	Opening GL Balance	GL Debit	GL Credit	GL Ending Balance	Opening GL Balance	GL Debit	GL Credit	GL Ending Balance
39310 - UnitedWay-Emergency Assistance	\$5.60	\$0.00	\$0.00	\$5.60				
39315 - Rebuild Texas Fund								
39390 - SETH-SE TX Housing Fln. Corp.								
39410 - Library-Special Projects	\$253,804.63	\$23,477.10	-\$269.94	\$277,011.79				
39500 - SEP-Wastewater-EnvHlth-TCEQ	-\$15,926.78	\$0.00	\$0.00	-\$15,926.78				
39600 - SEP-Parks-TCEQ								
39610 - Parks Improvements								
39615 - TPW Foundation-Grt TX Birding	\$1,165.60	\$0.00	\$0.00	\$1,165.60				
39620 - Shoreline Rest. Task Force	\$40,441.39	\$0.00	\$0.00	\$40,441.39				
39630 - 2006 GoM Energy Security Act	\$2,660,546.60	\$0.00	-\$7,135.75	\$2,653,410.85				
39700 - Lateral Road Fund								
39710 - Road & Bridge, Ch 152, Tx Code								
39720 - Special Projects								
39764 - Riverside Est Spcl Assmt	-\$197,243.69	\$2,670.03	\$0.00	-\$194,573.66				
39765 - Briar Meadows AmyLn Ross Rd SA	-\$194,877.98	\$2,500.00	\$0.00	-\$192,377.98				
39766 - Twin Lakes Assmt	-\$92,018.99	\$2,808.00	-\$15,000.00	-\$104,210.99				
39767 - Greenhouse Rd Spec Assessment	-\$9,873.10	\$0.00	\$0.00	-\$9,873.10				
39768 - Old Coffee Plantation Sp Asses	-\$14,872.30	\$0.00	-\$15,715.49	-\$30,587.79				
39800 - Law Library	\$80,688.48	\$37,472.17	-\$38,787.29	\$79,373.36	\$217,729.94	\$24.66	\$0.00	\$217,754.60
39900 - Mosquito Control District	\$790,435.60	\$91,351.15	-\$465,499.47	\$416,287.28	\$386,345.91	\$43.79	\$0.00	\$386,389.70
40000 - 2012 Gen Oblig Rfd (2003 CO)								
41000 - 2016 Limited Tax Rfd (2006 CO)	\$589,922.66	\$2,545.11	-\$214.12	\$592,253.65	\$487,760.39	\$55.28	\$0.00	\$487,815.67
42000 - 2012 Cert of Oblig-I,S	\$180,149.50	\$6,878.48	-\$500.22	\$186,527.76				
42100 - 2018 Cert of Oblig-I,S	\$74,396.66	\$1,908.25	-\$60.29	\$76,244.62				
42200 - 2021 CO-Courthouse Campus I,S	\$0.00	\$5,914.60	\$0.00	\$5,914.60				
43000 - Tax Notes, Series 2013 I&S	\$83,074.41	\$2,421.70	-\$514.42	\$84,981.69				
44000 - Toll Road-SH288-I&S	\$3,423,231.51	\$250,826.58	-\$240,031.89	\$3,434,026.20				
45000 - Road Bonds-Mobility-I,S	\$2,203,993.00	\$15,056.67	-\$645.37	\$2,218,404.30	\$876,772.06	\$99.39	\$0.00	\$876,871.45
45100 - Mobility-BuildAmerica-I,S								
51000 - 2006 Certificate of Obligation								
52000 - 2012 Cert of Oblig,C,M	-\$50,377.77	\$0.00	\$0.00	-\$50,377.77				
52100 - 2018 Cert of Oblig,C,M	\$121,420.77	\$0.00	-\$73,964.39	\$47,456.38	\$4,104,135.07	\$465.21	\$0.00	\$4,104,600.28
53000 - Tax Notes, Series 2013 C&M								
54000 - Toll Road-SH288-C & M	\$3,626,298.32	\$34.41	-\$353,785.83	\$3,272,546.90	\$19,069,973.55	\$339.89	\$0.00	\$19,070,313.44
55000 - Mobility Plan	\$614,367.65	\$0.00	\$0.00	\$614,367.65				
57000 - Hwy 6 ROW Acquisition-C,M								
57200 - Ring of Honor	\$54,061.30	\$0.00	\$0.00	\$54,061.30				
60500 - Airport Operating	-\$1,373,286.19	\$195,790.41	-\$254,658.62	-\$1,432,154.40				
61000 - BCTRA O&M SH288	\$89,356.64	\$0.57	-\$69,322.53	\$20,034.68				
61100 - Braz Cnty Toll Rd-Preliminary	-\$55,496.54	\$0.00	\$0.00	-\$55,496.54				
64000 - BCTRA FM518 PEDC-SH288	\$843,259.99	\$0.60	-\$354,462.21	\$488,798.38				
64100 - BCTRA Contributions-SH288								
64200 - BCTRA FM518 TXDOT-SH288	-\$863,890.36	\$0.00	-\$185,591.50	-\$1,049,481.86				
71000 - Health Care Benefits	\$6,757,625.38	\$946,090.75	-\$1,630,765.79	\$6,072,950.34				
72000 - Employee Health Clinic	-\$6,152.40	\$856.10	-\$59,805.24	-\$65,101.54				
73000 - Insurance Reserve	\$469,086.66	\$2,798.12	-\$24,279.96	\$447,604.82	\$898,204.20	\$101.79	\$0.00	\$898,305.99
81000 - B Cnty Groundwatr Conserv Dist	\$1,602,871.73	\$44,928.05	-\$92,596.27	\$1,555,203.51				
81100 - Braz Cnty Toll Road Authority								
81500 - CSCD-Sub Abuse-Outpatient-DP	\$29,197.05	\$101,830.28	-\$98,877.51	\$32,149.82				
81600 - CSCD-TAIP Treatment Alter.	\$15,197.00	\$30,394.00	-\$15,677.00	\$29,914.00				
81700 - CSCD-Mental Health Caseloads	\$24,124.64	\$64,767.73	-\$50,677.16	\$38,215.21				
81800 - CSCD-Supervision Program	\$1,471,130.82	\$1,165,876.05	-\$1,069,137.75	\$1,567,869.12				
81850 - CSCD-Evidence Based Assesment								
81900 - CSCD-Comm Corr-Op Hab Caseload	\$104,603.86	\$212,666.02	-\$135,921.36	\$181,348.52				
82000 - CSCD-Comm Corr-Life								
82100 - CSCD-Comm Corr-Sex Offender	\$39,567.56	\$89,880.86	-\$61,742.64	\$67,705.78				
82200 - CSCD-Comm Corr-Substance Abuse	-\$0.00	\$0.00	\$0.00	-\$0.00				
82300 - CSCD-Operation Habilitation DP	\$25,867.94	\$59,731.54	-\$42,913.09	\$42,686.39				
82400 - CSCD-New Caseload Reduction-DP								
82500 - CSCD-DP30 Sub Abuse Trt Pgrm	\$41,382.71	\$98,350.18	-\$73,757.29	\$65,975.60				
88000 - Trust & Agency								
88200 - Brazos Mall								
88300 - SH288 @ CR 56 Overpass								
89000 - Historical Commission	\$1,465.29	\$0.00	\$0.00	\$1,465.29	\$14,420.91	\$1.58	\$0.00	\$14,422.49

**BRAZORIA COUNTY
PORTFOLIO REPORT
October 2020**

Current Date: 10/31/2020

Fund	Description	Type	CUSIP	Coupon	Settle Date	Maturity Date	Next Call Date	Par Value	Purch Price	Purch Cost	Book Value	Mkt Price	Mkt Value	Days to Mat	YTM	Interest Earned
10000	FHLB	Agency	3130AHV75	1.700	01/13/20	02/07/23	01/13/21	2,000,000.00	100.000	2,000,000.00	2,000,000.00	1.0031	2,006,200.00	829	1.700	
10000	FHLMC	Agency	3134GWEB8	0.425	07/27/20	07/27/23	01/27/21	2,000,000.00	100.000	2,000,000.00	2,000,000.00	1.0005	2,001,000.00	999	0.425	
10000	FHLMC	Agency	3134GWKS4	0.300	08/17/20	05/17/23	08/17/21	2,000,000.00	100.000	2,000,000.00	2,000,000.00	1.0007	2,001,400.00	928	0.300	
10000	FNMA	Agency	3136G4R54	0.375	08/24/20	08/24/23	08/24/21	2,000,000.00	100.000	2,000,000.00	2,000,000.00	1.0013	2,002,600.00	1027	0.375	
10000	FFCB	Agency	3133EMDM1	0.270	10/20/20	10/20/22	10/20/22	2,000,000.00	100.000	2,000,000.00	2,000,000.00	1.0000	2,000,000.00	1084	0.270	
997	TexPool	LGIP		0.134				30,571,358.92	100.000	30,571,358.92	30,571,358.92	100.00	30,571,358.92	1	0.134	3,550.27
998	Texas Class	LGIP		0.177				56,872,224.37	100.000	56,872,224.37	56,872,224.37	100.00	56,872,224.37	1	0.177	9,721.38
999	Depository	Cash		0.700				51,958,513.47	100.000	51,958,513.47	51,958,513.47	100.00	51,958,513.47	1	0.700	24,302.33
								149,402,096.76		149,402,096.76	149,402,096.76		149,413,296.76	66	0.379	37,573.98

Matured or Called Investments:

This report is presented in accordance with the Texas Government Code Title 10 Section 2256.023 and complies with the Investment Strategy of Brazoria County's Investment Policy and I certify that to the best of my knowledge the above is true and correct.

Cathy Campbell

Cathy Campbell, CCT, CIO
Brazoria County Treasurer

BRAZORIA COUNTY
Investment Data Summary
October 2020

Type Breakdown:	Book Value	Percent	Wtd Avg Mat	Wtd Avg Yield
LGIP	87,443,583.29	58.53%	1	0.162
Agency	10,000,000.00	6.69%	973	0.614
Cash	51,958,513.47	34.78%	1	0.700
	149,402,096.76	100.00%	66	0.379

Issuer Breakdown:	Book Value	Percent	Wtd Avg Mat	Wtd Avg Yield
FNMA	2,000,000.00	1.34%	1027	0.375
FHLB	2,000,000.00	1.34%	829	1.700
FHLMC	4,000,000.00	2.68%	964	0.363
-	-			
FFCB	2,000,000.00	1.34%	1084	0.250
-	-			
TexPool	30,571,358.92	20.46%	1	0.134
Texas Class	56,872,224.37	38.07%	1	0.177
Depository	51,958,513.47	34.78%	1	0.700
	149,402,096.76	100.00%	66	0.379

Fund Breakdown:	Book Value	Percent	Wtd Avg Mat	Wtd Avg Yield
10000	10,000,000.00	6.69%	973	0.614
20500	-			
997	30,571,358.92	20.46%	1	0.134
998	56,872,224.37	38.07%	1	0.177
999	51,958,513.47	34.78%	1	0.700
	149,402,096.76	100.00%	66	0.379

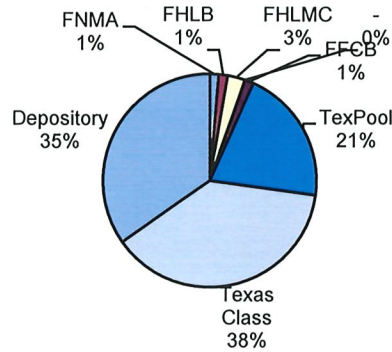
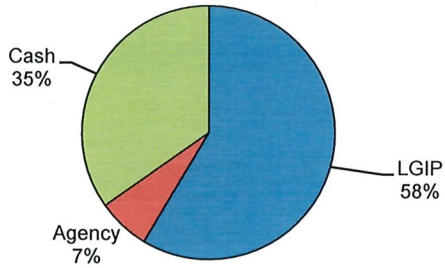
Maturity Breakdown:	Book Value	Percent
Less Than 90 Days	139,402,096.76	93.31%
90 to 180 Days	-	0.00%
181 to 365 Days	-	0.00%
More Than 365 Days	10,000,000.00	6.69%
	149,402,096.76	100.00%

BRAZORIA COUNTY
Investment Summary Report
For the Period Ending 10/31/2020

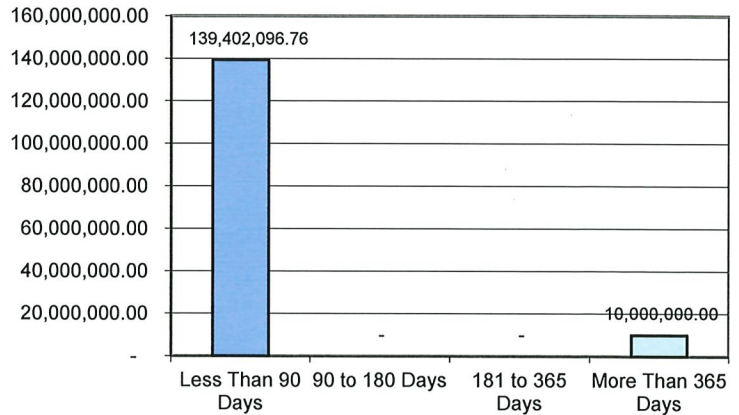
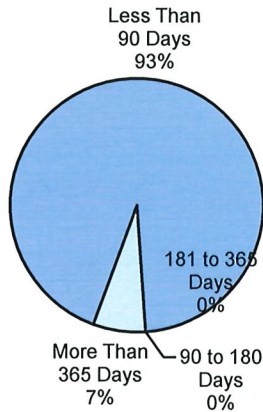
Total Portfolio Summary			
	Current Month 10/31/20	Prior Month 9/30/2020	Change From Prior
Book Value	149,402,096.76	167,377,034.17	(17,974,937.41)
Market Value	149,413,296.76	167,391,834.17	(17,978,537.41)
Market Value%	100.01%	100.01%	0.00%
Weighted Average Maturity - Days	66 days	48 days	18
Weighted Average Yield	0.379%	0.41%	-0.03%

Portfolio Composition by Fund			
Fund Name	10/31/2020 Book Value	Wtd Avg Yield	Wtd Avg Maturity
10000	10,000,000.00	0.614%	973
20500	-		0
997	30,571,358.92	0.134%	1
998	56,872,224.37	0.177%	1
999	51,958,513.47	0.700%	1
TOTALS:	149,402,096.76	0.379%	66 days

Portfolio Composition by Security Type	Portfolio Composition by Issuer
--	---------------------------------



Maturity Distribution



Monthly Interest Earned for Fiscal Year 2021

	Oct	Nov	Dec	1st Qtr	Jan	Feb	Mar	2nd Qtr	April	May	June	3rd Qtr	July	August	Sept	4th Qtr	Ann Earned
BANK	24,302.33			24,302.33				0.00				0.00				0.00	24,302.33
TEXPOOL	3,550.27			3,550.27				0.00				0.00				0.00	3,550.27
Texas Class	9,721.38			9,721.38				0.00				0.00				0.00	9,721.38
Agencies	0.00			0.00				0.00				0.00				0.00	0.00
Total Per Mo.	37,573.98	0.00	0.00	37,573.98	0.00	0.00	0.00	0.00	0.00	0.00	0.00	0.00	0.00	0.00	0.00	0.00	37,573.98

I certify that to the best of my knowledge the above is true and correct.

Cathy Campbell

Cathy Campbell, CCT, CIO
Brazoria County Treasurer



Monthly Newsletter: November 2020

ANNOUNCEMENTS

We welcome the following entities who joined TexPool in October 2020:

- TexPool**
- Mason Creek Utility District
- East Harris County Emergency JPB
- Texas County MUD 20
- Sierra Plantation MUD 6
- City of Conroe
- Northwest Williamson County MUD 2

TexPool Prime

- City of Oak Leaf
- City of Corpus Christi
- City of San Angelo
- City of Comal

Upcoming Events

Nov 04, 2020 - Nov 06, 2020, GFOAT Fall Conference Virtual Conference

TexPool Advisory Board Members

- David Garcia
- Jerry Dale
- Patrick Krushock
- David Landeros
- Belinda Wewer
- Sharon Matthews
- Deborah Landermilk
- Vivian Wood
- Oversen by the State of Texas Comptroller of Public Accounts Glenn Hegar.
- Operated under the supervision of the Texas Treasury Safeguarding Trust Company

Economic and Market Commentary: Plenty on the plate

November 1, 2020

Historically, the money markets don't experience volatility anywhere near that of other asset classes, but they don't like uncertainty any less than their equity and fixed-income brethren. No matter what results Election Day brings, there will be heightened anxiety and many unknowns. What will it mean for much-needed fiscal stimulus, shifts in policy and potential regulations? And as fate—or rather the U.S. Constitution—would have it, national elections run up against year-end, adding unwanted pressure to an already stressful affair. It's nothing cash managers can't handle, and we expect it to abate when we—finally—shut the door on 2020.

But 2020 will be with us for quite a while as the world recovers from the health crisis and economic aftermath. In the financial sphere, we will see continued scrutiny of the money markets. This is unfair, as the Federal Reserve intervened to support the entire financial system, especially both commercial paper and CD primary- and secondary-market trading. Banks and dealers didn't make markets with their own paper, let alone that of other firms. That was unprecedented. The focus must be there.

The future of the cash-management sector is, of course, not just about the past. Plans to enhance access to it: both across the globe and through an expanded window of time

(continued page 6)

Performance as of October 31, 2020		
	TexPool	TexPool Prime
Current Invested Balance	\$21,923,806,818.19	\$8,324,884,047.26
Weighted Average Maturity**	39	52
Weighted Average Life**	106	85
Net Asset Value	1.00027	1.00009
Total Number of Participants	2653	482
Management Fee on Invested Balance	0.04500%	0.05500%
Interest Distributed	\$2,522,138.11	\$1,560,474.81
Management Fee Collected	\$753,478.63	\$346,731.71
Standard & Poor's Current Rating	AAA-Am	AA-Am
Month Averages		
Average Invested Balance	\$22,259,416,905.15	\$8,166,105,858.51
Average Monthly Rate*	0.13%	0.23%
Average Weighted Average Maturity**	39	52
Average Weighted Average Life**	107	83

*This average monthly rate for TexPool Prime for each date may reflect a number of some portion or all of each of the management fees.
 **See page 2 for definitions.
 Past performance is no guarantee of future results.

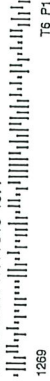
Phone: 1-866-TEXPOOL (839-7665) • Fax: 1-866-839-3591 • TexPool.com
 © 2020 Federated Hermes, Inc.
 G35884-24 (11/20)



Managed and Serviced by

PSRST STD
 U.S. POSTAGE
 PAID
 AUSTIN, TX
 PERMIT NO. 1264

MS. CATHY CAMPBELL
 BRAZORIA COUNTY
 111 E LOCUST ST STE 305
 ANGLETON TX 77515-4877



1289

T6 P1

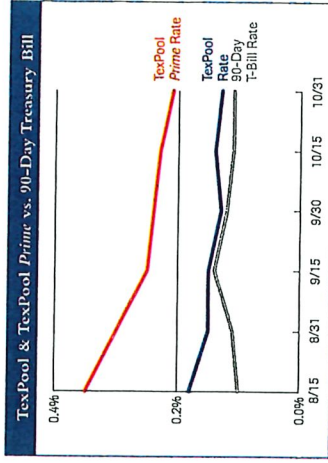


Participant Services
 1001 Texas Ave. Suite 1150
 Houston, TX 77002

through new technology are just some of the positive developments. The shift from the London interbank offered rate (LIBOR) to the Secured Overnight Financing Rate (SOFR), while rocky, is progressing and will leave the industry with a stronger, more reliable and more trusted system.

As for the near future, after the election is decided we expect some measure of fiscal stimulus. This should bring a wave of Treasury bill issuance to fund stimulus checks, action that could offer relief to short-term rates.


For now, the Treasury and Libor yield curves remain fairly flat. Treasury yields ended the month with 1-month at 0.08%, 3-month at 0.10%, 6-month at 0.12%, and 12-month at 0.13%. Libor ended the month with 1-month at 0.14%, 3-month at 0.22%, 6-month at 0.24% and 12-month at 0.33%. The weighted average maturity (WAM) at month-end was 39 days for TexPool and 52 days for TexPool Prime.



90-Day Treasury Bill is a short-term debt instrument backed by the national government. These are used to offer immediate cash to meet outstanding obligations.
 Any private investor can invest in a Treasury bill. The 90-Day Treasury Bill is a weighted average rate of the weekly auctions of 90-Day Treasury Bill.
 Past performance is no guarantee of future results.

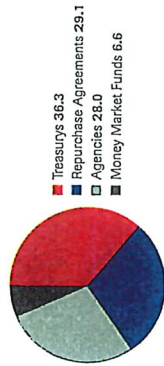
Portfolio by Maturity (%)

As of October 31, 2020



Portfolio by Type of Investment (%)

As of October 31, 2020



Portfolio Asset Summary as of October 31, 2020

Account	Book Value	Market Value
Invested Balance	\$525,121.76	\$625,121.76
Receivable for Investments Sold	0.00	0.00
Accrual of Interest Income	11,444,481.24	11,444,481.24
Interest and Management Fees Payable	-2,522,076.23	-2,522,076.23
Payable for Investments Purchased	0.00	0.00
Accrued Expenses & Taxes	-48,368.82	-48,368.82
Repurchase Agreements	6,383,054,960.00	6,383,054,960.00
Mutual Fund Investments	1,440,074,000.00	1,440,074,000.00
Government Securities	6,082,322,807.21	6,095,986,400.89
U.S. Treasury Inflation Protected Securities	1,183,212,194.82	1,183,782,231.74
U.S. Treasury Bills	5,707,323,253.36	5,707,829,121.82
U.S. Treasury Notes	1,109,572,688.37	1,110,686,035.94
Total	\$21,929,441,664.82	\$21,929,441,664.82

Market value of collateral supporting the Repurchase Agreements is at least 102% of the Book Value. The portfolio is managed by Federated Investment Consulting and the assets are safe kept in a separate custodial account at State Street Bank in the name of TexPool. The only source of payment to the Participants is the assets of TexPool. There is no secondary source of payment for the pool, such as insurance or State guarantee. Should you require a copy of the portfolio, please contact TexPool Participant Services.

Participant Summary

Participant	Number of Participants	Balance
School District	599	\$5,863,180,595.99
Higher Education	60	\$1,246,614,772.36
Healthcare	90	\$1,217,522,430.11
Utility District	839	\$3,005,392,943.02
City	482	\$6,035,484,865.02
County	190	\$2,277,578,201.34
Other	373	\$2,274,740,163.97

**Definition of Weighted Average Maturity and Weighted Average Life

WAM is the mean average of the periods of time remaining until the securities held in TexPool (y) are scheduled to be repaid, (z) would be repaid upon a demand by TexPool, or (b) are scheduled to issue their interest rate negotiated to other interest rate users. Securities with adjustable rate payments upon demand are treated as maturing on the earlier of the two dates set forth in (y) and (z) if their scheduled maturity is more than 397 days. The mean is weighted based on the percentage of the amortized cost of the portfolio invested in each period.

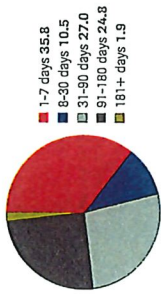
WAL is calculated in the same manner as WAM, but is based solely on the periods of time remaining until the securities held in TexPool (y) are scheduled to be repaid or (b) would be repaid upon a demand by TexPool, without reference to when interest rates of securities within TexPool are scheduled to be readjusted.

Daily Summary


Date	Money Mkt. Fund Equiv. (50% Std)	Dividend Factor	TexPool Invested Balance	NAV	WAM Days	WAL Days
10/1	0.1321%	0.000003618	\$22,729,498,842.66	1.00032	38	108
10/2	0.1365%	0.000003733	\$22,639,488,308.04	1.00032	39	109
10/3	0.1363%	0.000003733	\$22,638,488,308.04	1.00032	39	109
10/4	0.1363%	0.000003733	\$22,638,488,308.04	1.00032	39	109
10/5	0.14655%	0.000004013	\$22,504,147,393.65	1.00031	38	108
10/6	0.1415%	0.000003879	\$22,598,194,096.82	1.00030	38	108
10/7	0.1415%	0.000003877	\$22,542,597,215.98	1.00030	38	108
10/8	0.1372%	0.000003760	\$22,437,136,151.02	1.00030	38	108
10/9	0.1357%	0.000003717	\$22,503,441,736.39	1.00028	39	108
10/10	0.1357%	0.000003717	\$22,503,441,736.39	1.00028	39	108
10/11	0.1357%	0.000003717	\$22,503,441,736.39	1.00028	39	108
10/12	0.1357%	0.000003717	\$22,503,441,736.39	1.00028	39	108
10/13	0.1371%	0.000003757	\$22,351,101,378.31	1.00028	38	108
10/14	0.1408%	0.000003857	\$22,187,428,195.09	1.00029	38	108
10/15	0.1352%	0.000003703	\$22,132,701,573.30	1.00029	38	108
10/16	0.1347%	0.000003691	\$22,017,108,894.94	1.00028	39	108
10/17	0.1347%	0.000003691	\$22,017,108,894.94	1.00028	39	108
10/18	0.1347%	0.000003691	\$22,017,108,894.94	1.00028	39	108
10/19	0.1289%	0.000003557	\$21,967,215,018.82	1.00028	39	108
10/20	0.1306%	0.000003579	\$21,955,657,735.49	1.00028	39	108
10/21	0.1268%	0.000003529	\$21,739,314,295.09	1.00028	39	106
10/22	0.1278%	0.000003501	\$21,760,365,628.34	1.00028	40	109
10/23	0.1269%	0.000003476	\$22,338,575,438.77	1.00026	39	106
10/24	0.1269%	0.000003476	\$22,338,575,438.77	1.00026	39	106
10/25	0.1269%	0.000003476	\$22,338,575,438.77	1.00026	39	106
10/26	0.1324%	0.000003627	\$22,212,408,900.39	1.00027	38	106
10/27	0.1345%	0.000003684	\$22,136,644,269.93	1.00027	38	106
10/28	0.1061%	0.000002908	\$22,039,100,325.59	1.00027	38	105
10/29	0.1309%	0.000003587	\$21,964,403,811.69	1.00027	38	105
10/30	0.1340%	0.000003670	\$21,923,008,618.19	1.00027	38	106
10/31	0.1340%	0.000003670	\$21,923,008,618.19	1.00027	38	106
Average:	0.1325%	0.000003656	\$22,253,416,905.15	1.00028	39	107

TEXPOOL Prime

Portfolio by Maturity (%)
As of October 31, 2020



Portfolio by Type of Investment (%)
As of October 31, 2020



Portfolio Asset Summary as of October 31, 2020

	Book Value	Market Value
Uninvested Balance	-5319,833.80	-5319,833.80
Receivable for Investments Sold	0.00	0.00
Accrual of Interest Income	151,858.31	151,858.31
Interest and Management Fees Payable	-1,580,473.71	-1,580,473.71
Payable for Investments Purchased	-199,894,444.44	-199,894,444.44
Accrued Expenses & Taxes	-22,928.04	-22,928.04
Repurchase Agreements	1,092,946,000.00	1,092,946,000.00
Commercial Paper	5,094,981,092.00	5,095,773,837.65
Bank Instruments	0.00	0.00
Mutual Fund Investments	562,126,501.34	562,052,003.75
Government Securities	1,255,496,285.60	1,255,521,977.70
Variable Rate Notes	521,000,000.00	521,025,075.00
Total	58,324,884,047.26	58,325,653,072.42

Market value of collateral supporting the Repurchase Agreements is at least 102% of the book value. The portfolio is managed by Fidelity Investment. Counseling and the assets are safe kept in a separate custodial account at State Street Bank in the name of TexPool Prime. The assets of TexPool Prime are the only source of payments to the Participants. There is no secondary source of payment for the pool, such as insurance or State guarantee. Should you require a copy of the portfolio, please contact TexPool Participant Services.

Participant Summary

	Number of Participants	Balance
School District	127	\$2,352,519,958.83
Higher Education	19	\$631,505,132.21
Healthcare	17	\$385,816,385.41
Utility District	47	\$341,124,108.30
City	90	\$2,204,673,457.48
County	43	\$554,881,390.07
Other	89	\$1,854,561,134.10

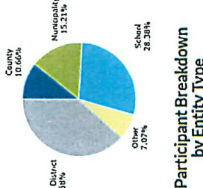
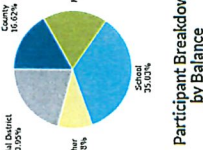
TEXPOOL Prime

Daily Summary

Date	Money Mkt. Fund Equity (SEC-STAR)	Dividend Factor	TexPool Prime Invested Balance	NAV	Warm Days	WAL Days
10/1	0.2367%	0.000006466	\$7,986,053,187.39	1.00020	50	60
10/2	0.2392%	0.000006554	\$8,072,731,635.03	1.00018	50	60
10/3	0.2392%	0.000006554	\$8,072,731,635.03	1.00018	50	60
10/4	0.2392%	0.000006554	\$8,072,731,635.03	1.00018	50	60
10/5	0.2428%	0.000006552	\$8,080,469,829.53	1.00018	49	60
10/6	0.2394%	0.000006559	\$8,117,469,525.73	1.00017	49	60
10/7	0.2396%	0.000006565	\$8,175,669,592.66	1.00017	51	61
10/8	0.2379%	0.000006515	\$8,199,153,203.46	1.00016	52	62
10/9	0.2369%	0.000006491	\$8,170,969,835.33	1.00014	54	64
10/10	0.2369%	0.000006491	\$8,170,969,835.33	1.00014	54	64
10/11	0.2369%	0.000006491	\$8,170,969,835.33	1.00014	54	64
10/12	0.2369%	0.000006491	\$8,170,969,835.33	1.00014	54	64
10/13	0.2418%	0.000006620	\$8,170,969,835.33	1.00015	52	63
10/14	0.2353%	0.000006447	\$8,052,193,501.49	1.00015	51	61
10/15	0.2317%	0.000006348	\$8,120,040,942.07	1.00015	51	61
10/16	0.2320%	0.000006357	\$8,096,066,488.22	1.00013	53	64
10/17	0.2320%	0.000006357	\$8,054,236,866.34	1.00013	53	64
10/18	0.2259%	0.000006190	\$8,174,418,321.31	1.00013	50	61
10/19	0.2162%	0.000005923	\$8,206,147,533.57	1.00013	50	60
10/20	0.2135%	0.000005849	\$8,199,201,013.01	1.00013	50	60
10/21	0.2180%	0.000005973	\$8,096,320,258.06	1.00013	53	63
10/22	0.2149%	0.000005889	\$8,240,056,870.69	1.00011	52	61
10/23	0.2149%	0.000005889	\$8,240,056,870.69	1.00011	52	61
10/24	0.2149%	0.000005889	\$8,240,056,870.69	1.00011	52	61
10/25	0.2200%	0.000006049	\$8,301,239,614.44	1.00011	52	61
10/26	0.2154%	0.000005902	\$8,312,023,068.01	1.00011	51	61
10/27	0.2157%	0.000005909	\$8,330,465,864.85	1.00011	51	61
10/28	0.2112%	0.000005787	\$8,366,604,007.84	1.00010	52	65
10/29	0.2115%	0.000005795	\$8,324,884,047.26	1.00009	52	65
10/30	0.2115%	0.000005795	\$8,324,884,047.26	1.00009	52	65
10/31	0.2281%	0.000006249	\$8,166,105,858.51	1.00014	52	63
Average:						

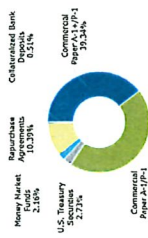
The following information is provided in accordance with Texas State Statute 2256.0016.

As of October 31, 2020

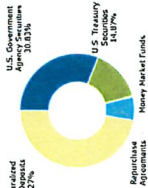


Participant Breakdown by Balance

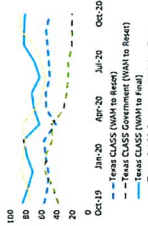
Participant Breakdown by Entity Type



Texas CLASS Portfolio Breakdown



Texas CLASS Government Portfolio Breakdown



Performance vs. Benchmark S&P AAA/AA GIP* (Average Monthly Yields)

Weighted Average Maturity (In Days)

NAV	WAM (Reset)**	WAM (Final)**
1.00	54	84
1.00	56	84
1.00	51	83

Texas CLASS Prior Month Comparison

Month End	Average Yield**	Share Balance	Market Value	Amortized Cost
Aug-20	0.32%	\$14,452,899,536	\$14,309,427,138	\$14,304,027,717
Sep-20	0.25%	\$10,077,882,259	\$13,064,494,935	\$13,481,076,439
Oct-20	0.18%	\$12,827,489,110	\$12,829,549,448	\$12,838,180,104

Texas CLASS Government Prior Month Comparison

Month End	Average Yield**	Share Balance	Market Value	Amortized Cost
Aug-20	0.13%	\$11,124,049,011	\$1,221,732,758	\$1,221,522,647
Sep-20	0.14%	\$1,187,520,227	\$1,146,913,369	\$1,146,800,236
Oct-20	0.13%	\$1,116,448,970	\$1,109,595,059	\$1,109,452,716

Fund Highlights as of October 31, 2020 (Unaudited)

For the month of October 2020, the Program Administrator earned fees of \$1,040,912.72 and had average shares outstanding of 12,648,457,786.59 for Texas CLASS. For Texas CLASS Government, the Program Administrator accrued fees of \$86,140.43 and had average settled shares outstanding of 1,171,228,645.83. The fees for both Texas CLASS and Texas CLASS Government are accrued on a daily basis by multiplying the investment property value by the applicable fee rate, and divided by 365 or 366 days in the event of a leap year. The investment property value shall be based on the current day's settled shares outstanding. For weekend days and holidays, the settled shares outstanding for the previous business day will be utilized for the calculation of fees. The applicable fee rate is located in Exhibit F of the Eighth Amended and Restated Trust Agreement. The Program Administrator reserves the right to abate fees listed in the Eighth Amended and Restated Trust Agreement. The monthly fee is the sum of all daily fee accruals for the month of October. The fees are paid monthly upon notification to the custodian bank. As of October 31, 2020 the fee for Texas CLASS was 9 basis points, and the fee for Texas CLASS Government was 9 basis points.

- Both funds are rated "AAA" by Standard and Poor's Global Ratings.
- Net Asset Value for both funds from October 1 to October 31, 2020 is equal to \$1.00.
- The final maturity dates of all securities were less than one year.
- The custodian bank for Texas CLASS is Wells Fargo Bank.
- Total number of Participants is 835.
- There are currently no investments that have a stated maturity greater than one year.
- The portfolio managers for Texas CLASS is Neil Vaut, CFA and Randy Polomba, CFA.
- All sources of payment are the underlying assets of the local government investment pool at market value.
- The Eighth Amended and Restated Trust Agreement was adopted by the Board of Trustees on April 8, 2019. You can access your copy of the Eighth Amended and Restated Trust Agreement by visiting our website at www.texasclass.com.

BOARD OF TRUSTEES

Mr. Steve Williams, Chairman
Asst. City Administrator/CFO City of Conroe

Ms. Amy Perez
Director of Financial Management, Harris County

Ms. Monika Arris
Director of Budget & Finance, Collin County

Mr. Mike Hagar
Asst. Supt. of Business & Finance, Alamo Heights ISD

Ms. Cindy Yeatts Brown
Treasurer, Denton County

Mr. Rodney Rhoades
Deputy Director - Admin. Services, North Texas Municipal Water Dist

Texas Class Government Rates for October 2020										
Date	Daily Rate (%)	YTD Yield (%)	7-Day Yield (%)	WAM Days to Reset	WAM Days to Final	Daily Dividend	Net Asset Value (NAV)			
10/31/2020	0.1251	0.6147	0.1222	22	90	0.0000034180	1.00012883			
10/30/2020	0.1251	0.6163	0.1222	22	89	0.0000034181	1.00013019			
10/29/2020	0.1251	0.6179	0.1222	21	86	0.0000034181	1.00012708			
10/28/2020	0.1251	0.6196	0.1251	22	87	0.0000034180	1.00013029			
10/27/2020	0.1251	0.6212	0.1251	21	87	0.0000034180	1.00012826			
10/26/2020	0.1251	0.6229	0.1251	22	88	0.0000034180	1.00012783			
10/25/2020	0.1251	0.6245	0.1251	18	84	0.0000034181	1.00013039			
10/24/2020	0.1251	0.6262	0.1265	18	85	0.0000034181	1.00013164			
10/23/2020	0.1251	0.6279	0.1280	19	85	0.0000034179	1.00013288			
10/22/2020	0.1251	0.6296	0.1294	19	85	0.0000034180	1.00012988			
10/21/2020	0.1251	0.6313	0.1308	19	86	0.0000034180	1.00013380			
10/20/2020	0.1251	0.6330	0.1322	19	86	0.0000034180	1.00013245			
10/19/2020	0.1251	0.6348	0.1337	19	86	0.0000034180	1.00013326			
10/18/2020	0.1351	0.6365	0.1351	20	86	0.0000036913	1.00013402			
10/17/2020	0.1351	0.6382	0.1351	20	87	0.0000036913	1.00013538			
10/16/2020	0.1351	0.6400	0.1351	20	87	0.0000036912	1.00013673			
10/15/2020	0.1351	0.6417	0.1351	20	87	0.0000036913	1.00013451			
10/14/2020	0.1351	0.6435	0.1351	20	84	0.0000036913	1.00013895			
10/13/2020	0.1351	0.6453	0.1351	20	84	0.0000036913	1.00013854			
10/12/2020	0.1351	0.6470	0.1365	19	84	0.0000036913	1.00014015			
10/11/2020	0.1351	0.6488	0.1385	19	84	0.0000036913	1.00014748			
10/10/2020	0.1351	0.6506	0.1351	20	85	0.0000036913	1.00014280			
10/9/2020	0.1351	0.6525	0.1337	20	85	0.0000036911	1.00014412			
10/8/2020	0.1351	0.6543	0.1322	20	86	0.0000036913	1.00014526			
10/7/2020	0.1351	0.6561	0.1308	20	86	0.0000036913	1.00014581			
10/6/2020	0.1451	0.6580	0.1308	21	86	0.0000039645	1.00014951			
10/5/2020	0.1351	0.6598	0.1294	21	87	0.0000036913	1.00014667			
10/4/2020	0.1251	0.6617	0.1294	21	87	0.0000034179	1.00015417			
10/3/2020	0.1251	0.6637	0.1294	21	88	0.0000034179	1.00015595			
10/2/2020	0.1251	0.6656	0.1294	22	88	0.0000034182	1.00015771			
10/1/2020	0.1251	0.6676	0.1294	22	89	0.0000034180	1.00016182			

Texas Class Rates for October 2020										
Date	Daily Rate (%)	YTD Yield (%)	7-Day Yield (%)	WAM Days to Reset	WAM Days to Final	Daily Dividend	Net Asset Value (NAV)			
10/31/2020	0.1559	0.8708	0.1569	51	83	0.0000042595	1.00011087			
10/30/2020	0.1559	0.8731	0.1575	52	84	0.0000042593	1.00011495			
10/29/2020	0.1566	0.8755	0.1581	53	84	0.0000042793	1.00011730			
10/28/2020	0.1561	0.8779	0.1588	53	84	0.0000042643	1.00012423			
10/27/2020	0.1559	0.8803	0.1592	53	85	0.0000042585	1.00012650			
10/26/2020	0.1577	0.8827	0.1598	54	84	0.0000043099	1.00012786			
10/25/2020	0.1602	0.8851	0.1609	54	84	0.0000043760	1.00012631			
10/24/2020	0.1602	0.8875	0.1617	55	85	0.0000043763	1.00012956			
10/23/2020	0.1602	0.8900	0.1626	55	86	0.0000043763	1.00013381			
10/22/2020	0.1613	0.8924	0.1634	56	86	0.0000044069	1.00013859			
10/21/2020	0.1589	0.8949	0.1654	56	87	0.0000043426	1.00013944			
10/20/2020	0.1602	0.8974	0.1677	56	87	0.0000043757	1.00014043			
10/19/2020	0.1651	0.8999	0.1698	56	85	0.0000045109	1.00014105			
10/18/2020	0.1662	0.9025	0.1727	56	83	0.0000045397	1.00013738			
10/17/2020	0.1662	0.9050	0.1754	57	84	0.0000045397	1.00014195			
10/16/2020	0.1661	0.9075	0.1781	58	85	0.0000045393	1.00014653			
10/15/2020	0.1751	0.9101	0.1808	58	84	0.0000047842	1.00014974			
10/14/2020	0.1751	0.9127	0.1822	58	83	0.0000047842	1.00014897			
10/13/2020	0.1751	0.9152	0.1851	59	83	0.0000047842	1.00015246			
10/12/2020	0.1851	0.9178	0.1898	58	82	0.0000050574	1.00014692			
10/11/2020	0.1851	0.9204	0.1940	58	84	0.0000050574	1.00015201			
10/10/2020	0.1851	0.9230	0.1981	59	85	0.0000050574	1.00015711			
10/9/2020	0.1851	0.9256	0.2021	60	86	0.0000050573	1.00016221			
10/8/2020	0.1851	0.9282	0.2062	60	86	0.0000050574	1.00015655			
10/7/2020	0.1951	0.9308	0.2110	60	87	0.0000053306	1.00016600			
10/6/2020	0.2077	0.9335	0.2145	59	87	0.0000056737	1.00016409			
10/5/2020	0.2151	0.9361	0.2174	59	86	0.0000058770	1.00016839			
10/4/2020	0.2134	0.9387	0.2212	55	83	0.0000058304	1.00016188			
10/3/2020	0.2134	0.9413	0.2252	56	84	0.0000058304	1.00016780			
10/2/2020	0.2134	0.9439	0.2291	57	85	0.0000058301	1.00017372			
10/1/2020	0.2193	0.9466	0.2331	56	84	0.0000059912	1.00017289			