



**CERTIFIED COPY
BRAZORIA COUNTY COMMISSIONERS' COURT**

ORDER NO. 8.R.1

**RE: TREASURER'S MONTHLY REPORT AND
INVESTMENT REPORT FOR DECEMBER
2020 AND THE 1ST QUARTER
INVESTMENT REPORT FOR FISCAL YEAR
2021**

Approve the Treasurer's Monthly Report and Monthly Investment Report for December 2020 and the 1st Quarter Investment Report for fiscal year 2021. This order and affidavit must be filed with the County Clerk. It is further requested a certified copy of this order be returned to the County Treasurer. This report will be posted to the County website.

RESULT:	PASSED [UNANIMOUS]
MOVER:	Donald "Dude" Payne, Commissioner
SECONDER:	Ryan Cade, Commissioner
AYES:	Judge Sebesta, Commissioner Payne, Commissioner Cade, Commissioner Adams
ABSENT:	Commissioner Linder

STATE OF TEXAS §

COUNTY OF BRAZORIA §

I, Joyce Hudman, Clerk County Court and Ex-Officio Clerk of the Commissioners' Court of Brazoria County, Texas, do hereby certify that the foregoing is a true and correct copy of that certain:

ORDER NO. 8.R.1

**RE: TREASURER'S MONTHLY REPORT AND
INVESTMENT REPORT FOR DECEMBER
2020 AND THE 1ST QUARTER
INVESTMENT REPORT FOR FISCAL YEAR
2021**

as passed by the Commissioners' Court on the 9th day of MARCH, A.D., 2021, Regular Session Term of Commissioners' Court and as the same appear(s) in the Commissioners' Court Records of Brazoria County, Texas.

**GIVEN UNDER MY HAND AND SEAL OF OFFICE, this the 11th DAY OF
MARCH, A. D., 2021.**

JOYCE HUDMAN, Clerk County Court
and Ex-Officio Member of the Commissioners'
Court of Brazoria County, Texas

By: 
T. Reynolds, Deputy





CATHY CAMPBELL, CCT, CIO

BRAZORIA COUNTY TREASURER

111 E. Locust, Room 305 Angleton, Texas 77515-4654
979-864-1353 FAX 979-864-1680

Attached is the Monthly Treasurer's Report submitted by Cathy Campbell, Brazoria County Treasurer for the month of DECEMBER 2020. This report is submitted in compliance with the Local Government Code Chapter 114, Chapter 2256 and Chapter 2257. This report contains:

Commissioners' Court Affidavit: 114.026 (d)
Monies received and disbursed: 114.026 (a) (1)
Pledged Securities Management Report: 2257.021
Debts due to* and owed by the county: 114.026 (a) (2)
All other proceedings in the Treasurer's office: 114.026 (a) (3)
Brazoria County general ledger fund activity: 114.026 (c)

Brazoria County Investment Portfolio for December 2020: 2256.023

Brazoria County Investment Activity Report for 1st Quarter Fiscal Year 2021: 2256.023

Note: debts due to the County are reported to the Court by the collecting offices: 114.044

"I CERTIFY THAT TO THE BEST OF MY KNOWLEDGE THE ATTACHED REPORTS ARE TRUE AND CORRECT."

Cathy Campbell, CCT, CIO
Brazoria County Treasurer


MINUTES OF COUNTY FINANCES
TREASURER'S MONTHLY REPORT
AFFIDAVIT
COMMISSIONERS' COURT MARCH 09, 2021

BEFORE ME, the undersigned authority, a Notary Public in and for Brazoria County, Texas, on this day personally appeared the Members of Brazoria County Commissioners' Court and who after being duly sworn upon their oaths do hereby state as follows:


The requirements of Subsection (c) of the Texas Local Government Code §114.026 have been met and that we have reviewed and examined the Monthly Report of: **CATHY CAMPBELL**, Treasurer of Brazoria County, Texas for **DECEMBER 2020**.

Further, having taken reasonable steps to ensure its accuracy as presented, approve the report and enter this order into the minutes which state total cash and other assets in the custody of the County Treasurer at the time of the examination to be \$183,594,556.13.

The Treasurer's report and this affidavit will be published on the Brazoria County website.




L. M. "Matt" Sebesta, Jr.
County Judge



Donald W. "Dude" Payne
Commissioner Precinct 1



Ryan Cade
Commissioner Precinct 2





Stacy L. Adams
Commissioner Precinct 3

Not Present

David R. Linder
Commissioner Precinct 4

SUBSCRIBED AND SWORN TO BEFORE ME THIS 09th DAY OF MARCH, 2021.





Notary Public in and for Brazoria County, Texas
My Commission Expires: 2-16-2024


BRAZORIA COUNTY Bank Account Activity and Interest Report for DECEMBER 2020

Account	Ending Bank Balance 11/30/2020	Deposits and Other Credits Received	Checks and Other Debits Disbursed	Ending Bank Balance 12/31/2020	MONTHLY Interest Earned	Interest Rate
FIRST NATIONAL BANK OF LAKE JACKSON						
Tax Assessor/Collector GOVPAY Acct	790,662.55	888,602.42	(935,471.43)	743,793.54	321.47	0.70
Tax Assessor/Collector Veh Inventory Prop Tax	2,122,081.35	167,254.01	(2,264.45)	2,287,070.91	1,171.99	0.70
Payroll	1,428,110.05	9,882,051.65	(9,881,489.09)	1,428,672.61	905.16	0.70
Operating	14,080,042.77	52,123,786.33	(50,572,863.26)	15,630,965.84	1,452.08	0.70
Jury Fund	289,635.00	50.00	(11,957.00)	277,728.00	153.56	0.70
Tax Assessor/Collector Boat Sales Tax *	2,075.82	56,515.60	(54,196.83)	4,394.59	4.09	0.70
County Clerk Trust Fund	7,019,660.70	236,809.74	(557,132.68)	6,699,337.76	3,988.44	0.70
District Clerk Trust Fund	17,742,739.01	61,192.33	(270,125.56)	17,533,805.78	149.40	0.70
Tax Assessor/Collector Motor Vehicle Acct	1,420,129.56	6,572,058.79	(7,530,744.66)	461,443.69	394.32	0.70
Tax Assessor/Collector Boat Collections	56,598.79	65,426.50	(62,576.30)	59,448.99	18.14	0.70
Tax Assessor/Collector Sales Tax Account *	1,160,551.80	4,704,790.02	(5,293,937.14)	571,404.68	479.03	0.70
Sheriff Barber Shop Education Training Program *	77,500.43	397.36	(191.24)	77,706.55	46.16	0.70
Comptroller Direct Deposit	941,179.31	4,578,047.56	(5,186,940.17)	332,286.70	1,111.60	0.70
Sheriff's Dept Narcotic Unit-Operations	3,915.14	10,000.00	(6,440.00)	7,475.14	3.22	0.70
Comm. Super & Corrections Dept. Restitution Acct	129,386.30	39,474.27	(37,938.37)	130,922.20	76.59	0.70
District Atty Check Collection Account	20,449.49	2,692.98	(3,324.03)	19,818.44	12.06	0.70
Tax Assessor/Collector Tax Account	21,204,460.36	471,599,085.89	(487,033,330.48)	5,770,215.77	3,512.21	0.70
Employee Benefit Trust Fund *	6,446,496.67	1,657,309.31	(1,422,904.72)	6,680,901.26	3,444.75	0.70
Investment Acct	-	-	-	0.00	0.00	0.70
Credit Card Account	460,206.37	490,374.03	(151,077.14)	799,503.26	311.03	0.70
E-Filing / E-Recording	203,270.70	420,553.65	(355,677.50)	268,146.85	94.88	0.70
Parks Credit Card	42,965.37	36,453.88	(43,150.52)	36,268.73	16.06	0.70
Juvenile Restitution Account	3,143.37	5,417.64	(2,971.41)	5,589.60	3.23	0.70
TouchPay Credit Card	45,739.47	80,389.61	(83,450.65)	42,678.43	20.65	0.70
First National Bank of Lake Jackson Totals	75,691,000.38	553,678,733.57	(569,500,154.63)	59,869,579.32	17,690.12	
TOTAL Interest Earning Accounts EOM Balance				59,869,579.32	17,690.12	

Non-Int bearing Accts: Sheriff, County and District Clerks Cash Bonds; TCDBG-IKE; Inmate Trusts; TCEQ; Bail Bond Sec; HMGP

1,201,238.23
61,070,817.55

This report is presented in accordance with The Texas Government Code Title 4 Sec. 114.026 (a)(1) and I certify that to the best of my knowledge the above is the true and correct cash balance remaining in the Treasurer's custody.



Cathy Campbell, CIO
Brazoria County Treasurer



CATHY CAMPBELL, CCT, CIO

BRAZORIA COUNTY TREASURER

111 E. Locust, Room 305 Angleton, Texas 77515-4654
979-864-1353 FAX 979-864-1680

Attached is a copy of the management report for the securities that were pledged to Brazoria County by First National Bank of Lake Jackson for the month of **DECEMBER 2020.**

Note: Brazoria County no longer has funds on deposit with Wells Fargo Bank.

"I CERTIFY THAT TO THE BEST OF MY KNOWLEDGE THE ATTACHED REPORT IS TRUE AND CORRECT."

A handwritten signature in blue ink that reads "Cathy Campbell".

Cathy Campbell, CCT, CIO
Brazoria County Treasurer

Reportfolio

First National Bank of Lake Jackson, Lake Jackson, T
 Published: 1/4/2021 2:25:04 PM

Safetkeeping

Code	Cusip Trans#	Description Maturity	Prerefund	Pool Coupon	Moody StdPoor	Original Face Pledged Percent	Original Face Value	Pledged Par Value	Pledged Book Value	Pledged Market Value	
FHLB	3137FX3K2	FHR 5020 TE		1.000		100.00%	\$3,000,000.00	\$2,966,381.64	\$2,963,614.11	\$2,962,200.53	
	575645202010140	9/25/2050									
FEDERAL HOME LOAN BANK AFS											
FHLB	3136BCEP1	FNR 2020-73 KQ		1.750		100.00%	\$2,500,000.00	\$2,472,716.83	\$2,568,569.38	\$2,546,899.32	
	573944202009280	10/25/2050									
FEDERAL HOME LOAN BANK AFS											
36 CMOs - Fixed Rate											
Total Pledged							131 To: BRC BRAZORIA COUNTY	\$92,230,000.00	\$63,394,412.56	\$64,059,350.74	\$65,177,870.93
								\$332,195,624.00	\$98,476,790.69	\$99,734,373.96	\$102,140,842.79

\$0.00 Munis with Maturity Under 2 Years
 \$0.00 Munis with Maturity Over 2 Years
 \$2,000,000.00 Other securities with Stated Maturity Under 2 Years
 \$96,476,790.69 Other securities with Stated Maturity Over 2 Years

** If no data is shown, then there are no pledges for the current period.



Brazoria County Bond Payments - December 2020

	<u>INTEREST</u>	<u>PRINCIPAL</u>	<u>BAB SUBSIDY</u>	<u>TOTAL</u>
Series 2012 - Certificates of Obligation	0.00	0.00	0.00	0.00
Series 2012 - Unlimited Tax Road Bonds	0.00	0.00		0.00
Series 2016 - Unlimited Tax Refunding Bonds	0.00	0.00		0.00
Series 2016 - Limited Tax Refunding Bonds	0.00	0.00		0.00
Series 2018 -Certificates of Obligation	0.00	0.00		0.00
Series 2018 - Unlimited Tax Refunding Bonds	0.00	0.00		0.00
Series 2020 -Unlimited Tax Refunding (2010B BAB) Bonds	0.00	0.00		0.00
TOTAL PAYMENTS	0.00	0.00	0.00	0.00

The following pages show the remaining bond payments to be made by Brazoria County.

This report is presented in accordance with The Texas Government Code Title 4 Sec. 114.026 (a)(2)


Cathy Campbell, CCT, CIO
Brazoria County Treasurer

BRAZORIA COUNTY, TEXAS
Series 2012 - Certificates of Obligation
Remaining Payment Schedule

FISCAL YEAR	INTEREST 1-Mar	PRINCIPAL 1-Mar	INTEREST 1-Sep	TOTAL PAYMENT
2021	477,575.00	1,350,000.00	443,825.00	2,271,400.00
2022	443,825.00	1,420,000.00	408,325.00	2,272,150.00
2023	408,325.00	1,495,000.00	370,950.00	2,274,275.00
2024	370,950.00	1,570,000.00	331,700.00	2,272,650.00
2025	331,700.00	1,650,000.00	290,450.00	2,272,150.00
2026	290,450.00	1,735,000.00	247,075.00	2,272,525.00
2027	247,075.00	1,825,000.00	201,450.00	2,273,525.00
2028	201,450.00	1,920,000.00	153,450.00	2,274,900.00
2029	153,450.00	2,000,000.00	118,450.00	2,271,900.00
2030	118,450.00	2,075,000.00	82,137.50	2,275,587.50
2031	82,137.50	2,145,000.00	44,600.00	2,271,737.50
2032	44,600.00	2,230,000.00		2,274,600.00
	3,169,987.50	21,415,000.00	2,692,412.50	27,277,400.00

Debt History:
 Date of Receipt 26-Jul-12
 Amount of Issue \$25,115,000.00
 True Int Cost 3.360%

Paying Agent:
 U.S. Bank
 ABA routing # 091000022
 St. Paul, MN 55486-2639

BRAZORIA COUNTY, TEXAS
Series 2012 - Unlimited Tax Road Bonds
Remaining Payment Schedule

FISCAL YEAR	INTEREST 1-Mar	PRINCIPAL 1-Mar	INTEREST 1-Sep	TOTAL PAYMENT
2021	95,400.00	420,000.00	89,100.00	604,500.00
2022	89,100.00	430,000.00	82,650.00	601,750.00
2023	82,650.00	445,000.00	75,975.00	603,625.00
2024	75,975.00	455,000.00	69,150.00	600,125.00
2025	69,150.00	470,000.00	62,100.00	601,250.00
2026	62,100.00	485,000.00	54,825.00	601,925.00
2027	54,825.00	500,000.00	47,012.50	601,837.50
2028	47,012.50	515,000.00	38,643.75	600,656.25
2029	38,643.75	535,000.00	29,950.00	603,593.75
2030	29,950.00	550,000.00	20,668.75	600,618.75
2031	20,668.75	570,000.00	10,693.75	601,362.50
2032	10,693.75	590,000.00		600,693.75
	676,168.75	5,965,000.00	580,768.75	7,221,937.50

Debt History:
 Date of Receipt 26-Jul-12
 Amount of Issue \$8,575,000.00
 True Int cost 3.120%

Paying Agent:
 U.S. Bank
 ABA routing # 091000022
 St. Paul, MN 55486-2639

BRAZORIA COUNTY, TEXAS
Series 2016 - Limited Tax Refunding Bonds
Remaining Payment Schedule

FISCAL YEAR	INTEREST 1-Mar	PRINCIPAL 1-Mar	INTEREST 1-Sep	TOTAL PAYMENT
2021	113,225.00	625,000.00	103,850.00	842,075.00
2022	103,850.00	905,000.00	85,750.00	1,094,600.00
2023	85,750.00	945,000.00	66,850.00	1,097,600.00
2024	66,850.00	980,000.00	47,250.00	1,094,100.00
2025	47,250.00	1,025,000.00	26,750.00	1,099,000.00
2026	26,750.00	1,070,000.00		1,096,750.00
	443,675.00	5,550,000.00	330,450.00	6,324,125.00

Debt History:
 Date of Receipt 28-Jan-16
 Amount of Issue \$8,125,000.00
 True Int cost 2.207%
Paying Agent:
 U.S. Bank
 ABA routing # 091000022
 St. Paul, MN 55486-2639

Refunding Series 2006 Certificate of Obligation

BRAZORIA COUNTY, TEXAS
Series 2016 - Unlimited Tax Refunding Bonds
Remaining Payment Schedule

FISCAL YEAR	INTEREST 1-Mar	PRINCIPAL 1-Mar	INTEREST 1-Sep	TOTAL PAYMENT
2021	133,100.00	505,000.00	125,525.00	763,625.00
2022	125,525.00	860,000.00	108,325.00	1,093,850.00
2023	108,325.00	900,000.00	90,325.00	1,098,650.00
2024	90,325.00	935,000.00	71,625.00	1,096,950.00
2025	71,625.00	975,000.00	52,125.00	1,098,750.00
2026	52,125.00	1,015,000.00	26,750.00	1,093,875.00
2027	26,750.00	1,070,000.00	0.00	1,096,750.00
	607,775.00	6,260,000.00	474,675.00	7,342,450.00

Debt History:
 Date of Receipt 28-Jan-16
 Amount of Issue \$8,425,000.00
 True Int cost 2.376%
Paying Agent:
 U.S. Bank
 ABA routing # 091000022
 St. Paul, MN 55486-2639

Refunding Series 2006 Unlimited Tax Road Bonds

BRAZORIA COUNTY
Certificates of Obligation
Series 2018
Payment Schedule

FISCAL YEAR	INTEREST 1-Mar	PRINCIPAL 1-Mar	INTEREST 1-Sep	TOTAL PAYMENT
2021	185,575.00	290,000.00	178,325.00	653,900.00
2022	178,325.00	305,000.00	170,700.00	654,025.00
2023	170,700.00	320,000.00	162,700.00	653,400.00
2024	162,700.00	335,000.00	154,325.00	652,025.00
2025	154,325.00	355,000.00	145,450.00	654,775.00
2026	145,450.00	370,000.00	136,200.00	651,650.00
2027	136,200.00	390,000.00	126,450.00	652,650.00
2028	126,450.00	410,000.00	116,200.00	652,650.00
2029	116,200.00	430,000.00	105,450.00	651,650.00
2030	105,450.00	455,000.00	94,075.00	654,525.00
2031	94,075.00	475,000.00	82,200.00	651,275.00
2032	82,200.00	500,000.00	69,700.00	651,900.00
2033	69,700.00	525,000.00	59,200.00	653,900.00
2034	59,200.00	545,000.00	48,300.00	652,500.00
2035	48,300.00	570,000.00	36,900.00	655,200.00
2036	36,900.00	590,000.00	25,100.00	652,000.00
2037	25,100.00	615,000.00	12,800.00	652,900.00
2038	12,800.00	640,000.00	0.00	652,800.00
	1,909,650.00	8,120,000.00	1,724,075.00	11,753,725.00

Debt History:
Date of Receipt August 23, 2018
Amount of Issue \$8,120,000.00
Last Maturity March 01, 2038
True Interest Cost 3.495221%

Paying Agent:
U.S. Bank
ABA routing # 091000022
St. Paul, MN 55486-2639

BRAZORIA COUNTY
Unlimited Tax Refunding Bonds
Series 2018
Payment Schedule

FISCAL YEAR	INTEREST 1-Mar	PRINCIPAL 1-Mar	INTEREST 1-Sep	TOTAL PAYMENT
2021	92,625.00	390,000.00	82,875.00	565,500.00
2022	82,875.00	405,000.00	72,750.00	560,625.00
2023	72,750.00	425,000.00	62,125.00	559,875.00
2024	62,125.00	445,000.00	51,000.00	558,125.00
2025	51,000.00	475,000.00	39,125.00	565,125.00
2026	39,125.00	495,000.00	26,750.00	560,875.00
2027	26,750.00	520,000.00	13,750.00	560,500.00
2028	13,750.00	550,000.00		563,750.00
	441,000.00	3,705,000.00	348,375.00	4,494,375.00

Refunded Series 2008 Unlimited Tax Road Bonds

Debt History:
Date of Receipt August 23, 2018
Amount of Issue \$4,415,000.00
Last Maturity March 01, 2028
True Interest Cost 2.647974%

Paying Agent:
U.S. Bank
ABA routing # 091000022
St. Paul, MN 55486-2639

BRAZORIA COUNTY
Unlimited Tax Road Refunding Bonds
Series 2020
Payment Schedule

FISCAL YEAR	INTEREST 1-Mar	PRINCIPAL 1-Mar	INTEREST 1-Sep	TOTAL PAYMENT
2021	246,000.00	785,000.00	226,375.00	1,257,375.00
2022	226,375.00	825,000.00	205,750.00	1,257,125.00
2023	205,750.00	860,000.00	184,250.00	1,250,000.00
2024	184,250.00	910,000.00	161,500.00	1,255,750.00
2025	161,500.00	950,000.00	137,750.00	1,249,250.00
2026	137,750.00	995,000.00	112,875.00	1,245,625.00
2027	112,875.00	1,050,000.00	86,625.00	1,249,500.00
2028	86,625.00	1,100,000.00	59,125.00	1,245,750.00
2029	59,125.00	1,155,000.00	30,250.00	1,244,375.00
2030	30,250.00	1,210,000.00		1,240,250.00
	1,450,500.00	9,840,000.00	1,204,500.00	12,495,000.00

Debt History:
Date of Receipt January 23, 2020
Amount of Issue \$9,840,000.00
Last Maturity March 01, 2030
True Interest Cost 1.720776%

Paying Agent:
U.S. Bank
ABA routing # 091000022
St. Paul, MN 55486-2639

Refunded: 2010B Unlimited Tax Rd Bonds, (Build America Bonds)

BRAZORIA COUNTY TOLL ROAD AUTHORITY
Limited Contract Tax and Subordinate Lien Toll Road Revenue Bonds
 Series 2017A
 Payment Schedule

FISCAL YEAR	INTEREST 1-Mar	PRINCIPAL 1-Mar	INTEREST 1-Sep	TOTAL PAYMENT	Estimated Monthly Installment Due to US BANK
2017			284,688.00 *	284,688.00	284,688.00
2018	768,750.00		768,750.00	1,537,500.00	128,126.00
2019	768,750.00		768,750.00	1,537,500.00	128,126.00
2020	768,750.00		768,750.00	1,537,500.00	128,126.00
2021	768,750.00		768,750.00	1,537,500.00	128,126.00
2022	768,750.00		768,750.00	1,537,500.00	128,126.00
2023	768,750.00		768,750.00	1,537,500.00	128,126.00
2024	768,750.00		768,750.00	1,537,500.00	128,126.00
2025	1,032,750.00		1,032,750.00	2,071,500.00	172,826.00
2026	1,302,750.00		1,302,750.00	2,605,500.00	217,126.00
2027	1,302,750.00		1,302,750.00	2,605,500.00	217,126.00
2028	1,285,375.00		1,285,375.00	2,570,750.00	213,876.00
2029	1,248,625.00	1,550,000.00	1,248,625.00	4,117,250.00	343,062.50
2030	1,201,875.00	1,550,000.00	1,201,875.00	4,117,250.00	343,062.50
2031	1,155,125.00	1,550,000.00	1,155,125.00	4,117,250.00	343,062.50
2032	1,108,375.00	1,550,000.00	1,108,375.00	4,117,250.00	343,062.50
2033	1,061,625.00	1,550,000.00	1,061,625.00	4,117,250.00	343,062.50
2034	1,014,875.00	1,550,000.00	1,014,875.00	4,117,250.00	343,062.50
2035	968,125.00	1,550,000.00	968,125.00	4,117,250.00	343,062.50
2036	921,375.00	1,550,000.00	921,375.00	4,117,250.00	343,062.50
2037	874,625.00	1,550,000.00	874,625.00	4,117,250.00	343,062.50
2038	827,875.00	1,550,000.00	827,875.00	4,117,250.00	343,062.50
2039	781,125.00	1,550,000.00	781,125.00	4,117,250.00	343,062.50
2040	734,375.00	1,550,000.00	734,375.00	4,117,250.00	343,062.50
2041	687,625.00	1,550,000.00	687,625.00	4,117,250.00	343,062.50
2042	640,875.00	1,550,000.00	640,875.00	4,117,250.00	343,062.50
2043	594,125.00	1,550,000.00	594,125.00	4,117,250.00	343,062.50
2044	547,375.00	1,550,000.00	547,375.00	4,117,250.00	343,062.50
2045	500,625.00	1,550,000.00	500,625.00	4,117,250.00	343,062.50
2046	453,875.00	1,550,000.00	453,875.00	4,117,250.00	343,062.50
2047	407,125.00	1,550,000.00	407,125.00	4,117,250.00	343,062.50
2048	360,375.00	1,550,000.00	360,375.00	4,117,250.00	343,062.50
2049	313,625.00	1,550,000.00	313,625.00	4,117,250.00	343,062.50
2050	266,875.00	1,550,000.00	266,875.00	4,117,250.00	343,062.50
2051	220,125.00	1,550,000.00	220,125.00	4,117,250.00	343,062.50
2052	173,375.00	1,550,000.00	173,375.00	4,117,250.00	343,062.50
2053	126,625.00	1,550,000.00	126,625.00	4,117,250.00	343,062.50
2054	79,875.00	1,550,000.00	79,875.00	4,117,250.00	343,062.50
2055	33,125.00	1,550,000.00	33,125.00	4,117,250.00	343,062.50
2056		1,550,000.00		1,550,000.00	128,126.00
2057					
2058					
2059					
2060					
2061					
2062					
2063					
2064					
2065					
2066					
2067					
2068					
2069					
2070					
2071					
2072					
2073					
2074					
2075					
2076					
2077					
2078					
2079					
2080					
2081					
2082					
2083					
2084					
2085					
2086					
2087					
2088					
2089					
2090					
2091					
2092					
2093					
2094					
2095					
2096					
2097					
2098					
2099					
2100					
2101					
2102					
2103					
2104					
2105					
2106					
2107					
2108					
2109					
2110					
2111					
2112					
2113					
2114					
2115					
2116					
2117					
2118					
2119					
2120					
2121					
2122					
2123					
2124					
2125					
2126					
2127					
2128					
2129					
2130					
2131					
2132					
2133					
2134					
2135					
2136					
2137					
2138					
2139					
2140					
2141					
2142					
2143					
2144					
2145					
2146					
2147					
2148					
2149					
2150					
2151					
2152					
2153					
2154					
2155					
2156					
2157					
2158					
2159					
2160					
2161					
2162					
2163					
2164					
2165					
2166					
2167					
2168					
2169					
2170					
2171					
2172					
2173					
2174					
2175					
2176					
2177					
2178					
2179					
2180					
2181					
2182					
2183					
2184					
2185					
2186					
2187					
2188					
2189					
2190					
2191					
2192					
2193					
2194					
2195					
2196					
2197					
2198					
2199					
2200					
2201					
2202					
2203					
2204					
2205					
2206					
2207					
2208					
2209					
2210					
2211					
2212					
2213					
2214					
2215					
2216					
2217					
2218					
2219					
2220					
2221					
2222					
2223					
2224					
2225					
2226					
2227					
2228					
2229					
2230					
2231					
2232					
2233					
2234					
2235					
2236					
2237					
2238					
2239					
2240					
2241					
2242					
2243					
2244					
2245					
2246					
2247					
2248					
2249					
2250					
2251					
2252					
2253					
2254					
2255					
2256					
2257					
2258					
2259					
2260					
2261					
2262					
2263					
2264					
2265					
2266					
2267					
2268					
2269					
2270					
2271					
2272					
2273					
2274					
2275					
2276					
2277					
2278					
2279					
2280					
2281					
2282					
2283					
2284					
2285					
2286					
2287					
2288					
2289					
2290					
2291					
2292					
2293					
2294					
2295					
2296					
2297					
2298					
2299					
2300					
2301					
2302					
2303					
2304					
2305					
2306					
2307					
2308					
2309					
2					



CATHY CAMPBELL, CCT, CIO
BRAZORIA COUNTY TREASURER

Brazoria County Treasurer's Office Proceedings for December 2020

Activity	Count		Amount
Cash receipts issued:	78	\$	136,591.24
HMGP Application payments processed	1	\$	375.00
Treasurer Deposits processed:	75	\$	315,016.03
Healthcare Invoices processed:	10	\$	1,319,356.16
Retiree premium payments processed:	345	\$	45,386.25
<65 Retiree Prepaid 401h reimbursements processed:	105	\$	30,975.00
>65 Retiree Prepaid 401h reimbursements processed:	253	\$	48,550.00
Wire transfers executed:	102	\$	203,055,384.65
Toll Road Wires executed:	15	\$	1,185,111.80
EFT files processed:	17	\$	10,643,717.98
Accounts Payable checks printed and distributed:	1280	\$	6,833,127.48
Jury checks printed and distributed:	523	\$	13,080.00
BCCSCD checks printed and distributed:	99	\$	38,017.00
Payroll checks printed and distributed:	61	\$	204,209.21
Payroll advices printed and distributed (est.):	700	\$	-
Stop payments issued:	27		
Positive Pay files processed:	24		
Brazo general ledger journal entries posted:	179		
Toll Road general ledger journal entries posted:	45		
Reports to State	33		
Bank Reconciliations	19		
EFT Set ups and/or changes	2		
DA Discovery payments taken-credit cards	32		
DA Discovery payments taken-checks/cash	137		

Submitted for compliance with Local Government Code Sec. 114.026 subsection (a)(3)
I certify to the best of my knowledge the above information is true and correct.


Cathy Campbell, CCT, CIO
Brazoria County Treasurer



Brazoria County General Ledger Fund Balance Activity December 1, 2020 - December 31, 2020

General Ledger Fund balances are of the last day of the month and may not include all journal entries and adjustments for that month.
Bank accounts have been reconciled or, are in the process of being reconciled to general ledger since this report was generated.
Submitted for compliance with Local Government Code Sec. 114.026 subsection (c)

Fund	Cash				Investments			
	Opening GL Balance	GL Debit	GL Credit	GL Ending Balance	Opening GL Balance	GL Debit	GL Credit	GL Ending Balance
10000 - General Fund	\$45,407,305.32	\$533,219,204.21	-\$552,139,380.78	\$26,487,128.75	\$72,241,416.67	\$207,478,236.41	-\$175,003,549.23	\$104,716,103.85
10100 - General Fund - Construction	-\$459,487.10	\$0.00	-\$926,970.66	-\$1,386,457.76				
10200 - Juv Prob Fees	\$51,551.47	\$1,510.45	-\$740.60	\$52,321.32				
10300 - Unclaimed Juvenile Restitution	\$11,179.29	\$0.00	\$0.00	\$11,179.29				
10400 - Env Health-Retail Food Permits	-\$2,300.24	\$24,664.12	-\$30,908.99	-\$8,545.11				
10500 - District Clerk Contingency	\$442,194.79	\$2,329.48	-\$1,010.00	\$443,514.27	\$267,959.68	\$20.67	-\$30.38	\$267,949.97
10600 - Fire Training Field	\$22,683.58	\$1.25	-\$272.31	\$22,412.52				
10700 - Parks Special Events	\$13,983.31	\$0.77	-\$180.00	\$13,804.08				
10710 - Parks SFA Special Projects	\$2,305.29	\$0.00	\$0.00	\$2,305.29				
10850 - CPS-Donations	\$21,040.61	\$113.18	\$0.00	\$21,153.79				
10900 - CPS-Bikes & Bears	\$116.87	\$0.01	\$0.00	\$116.88				
20000 - Road and Bridge Non-Construct	\$1,579,285.24	\$12,684,361.51	-\$3,175,848.02	\$11,087,798.73	\$9,272,818.39	\$1,044.66	-\$179.99	\$9,273,683.06
20500 - Road and Bridge Construction	-\$2,063,696.57	\$55,093.72	-\$916,678.82	-\$2,925,281.67				
30000 - USDA-WIC								
30100 - TDSHS Women Infants & Children	-\$460,579.32	\$702,653.47	-\$475,324.11	-\$233,249.96				
30200 - USDA-WIC Peer Counseling								
30300 - USDA-WIC Registered Diet								
30400 - USDA-WIC Lactation Reimb.								
30502 - HHS-PPCPS-CRI	-\$15,166.47	\$17,612.91	-\$16,832.85	-\$14,386.41				
30600 - HHS-RLSS-LPHS	-\$7,798.42	\$8,745.72	-\$8,599.75	-\$7,652.45				
30701 - HHS-CPS/HCID-PHEP								
30702 - HHS-CPS/UNIQUE								
30705 - HHS-PPCPS-HAZARDS	-\$43,503.55	\$56,495.10	-\$52,316.19	-\$39,324.64				
30706 - 2017 Hur Public Hlth Crisis R	-\$8,340.86	\$16,681.72	-\$8,340.86	\$0.00				
30707 - COVID-19 Health Grant	-\$146,167.41	\$81,806.08	-\$68,627.84	-\$132,989.17				
30710 - HHS-INFECTIOUS_DIS_CONTRL_UNIT	-\$15,549.67	\$18,407.10	-\$18,520.99	-\$15,663.56				
30800 - HHS-CPS-Title IV-E-FCM	-\$25,712.54	\$5,307.82	-\$14,894.17	-\$35,298.90				
30850 - HHS-CPS-Title IV-E Legal Svcs	-\$89,096.65	\$30,383.89	-\$135,156.00	-\$193,868.76				
30900 - HHS-TJPC-Title IV-E FosterCare								
31100 - DHS-Repetitive Flood Claims								
31300 - DHS-Buffer Zone Protection	\$13,729.21	\$0.00	\$0.00	\$13,729.21				
31500 - DHS-St Homeland Sec-UASI	-\$45,720.03	\$77,218.13	-\$56,729.97	-\$25,231.87				
31600 - DHS-St Homeland Security	\$500.00	\$0.00	\$0.00	\$500.00				
32000 - HUD-FY20-Section 8 CARES	\$193,661.43	\$10.78	\$0.00	\$193,672.21				
32005 - HUD-FY05-Section 8 Housing-ADM	\$34,730.72	\$1.93	\$0.00	\$34,732.65				
32006 - HUD-FY06-Section 8 Housing-ADM	\$110,283.30	\$6.14	\$0.00	\$110,289.44				
32007 - HUD-FY07-Section 8 Housing-ADM	\$19,938.64	\$1.11	\$0.00	\$19,939.75				
32008 - HUD-FY08-Section 8 Housing-ADM	\$39,428.42	\$2.20	\$0.00	\$39,430.62				
32009 - HUD-FY09-Section 8 Housing-ADM	\$86,472.38	\$4.81	\$0.00	\$86,477.19				
32010 - HUD-FY10-Section 8 Housing-ADM	\$125,293.85	\$6.98	\$0.00	\$125,300.83				
32011 - HUD-FY11-Section 8 Housing-ADM	\$93,903.61	\$5.23	\$0.00	\$93,908.84				
32012 - HUD-FY12-Section 8 Housing-ADM	\$37,256.20	\$2.07	\$0.00	\$37,258.27				
32013 - Section8-Adm	\$502,822.25	\$28.01	\$0.00	\$502,850.26				
32019 - HUD-2019-Section 8 Housing-ADM	-\$48,692.77	\$0.00	-\$1.59	-\$48,694.36				
32020 - HUD-2020-Section 8 Housing-ADM	\$42,103.37	\$124,354.37	-\$121,131.16	\$45,326.58				
32021 - HUD-2021-Section 8 Housing-ADM								
32113 - Section 8-HAP	\$197.00	\$0.00	\$0.00	\$197.00				
32119 - HUD-2019-Section 8 Housing-HAP	\$20,126.68	\$0.00	\$0.00	\$20,126.68				
32120 - HUD-2020-Section 8 Housing-HAP	-\$3,339.87	\$655,168.50	-\$659,382.42	-\$7,553.79				
32121 - HUD-2021-Section 8 Housing-HAP								
32211 - HUD-CDBG-2011								
32212 - HUD-CDBG-PY2012								
32213 - CDBG	-\$155,363.87	\$586,033.24	-\$451,566.14	-\$20,896.77				
32214 - HOME	-\$110,830.50	\$430,174.84	-\$321,643.59	-\$2,299.24				
32215 - ESG	-\$19,433.62	\$104,675.19	-\$102,171.10	-\$16,929.53				
32600 - HUD-Texas CDBG								
32610 - HUD-2016 Flood GLO	-\$56,490.76	\$16,072.37	-\$17,172.56	-\$57,590.95				
32620 - HUD-Harvey GLO	-\$3,780.50	\$128.77	-\$254.54	-\$3,906.27				
33200 - USDOJ-Crime Vict Assist-VOCA	-\$27,727.62	\$56,508.11	-\$44,052.73	-\$15,272.24				
33250 - USDOJ-CSCD-Victim Svcs Prg								
33251 - USDOJ-CSCD-VSP	-\$2,656.21	\$1,831.92	-\$1,786.08	-\$2,610.37				
33300 - USDOJ-Drug Court Program	-\$11,266.02	\$23,385.70	-\$30,871.31	-\$18,751.63				
33310 - USDOJ-DW Court Program	\$2,013.22	\$28,732.12	-\$26,065.79	\$4,679.56				
33320 - USDOJ-Veterans Court Program	-\$989.15	\$620.00	-\$4,345.08	-\$4,714.23				
33330 - USDOJ-Domestic Violence Court	-\$39,239.03	\$50,533.96	-\$39,358.18	-\$28,063.25				
33410 - USDOJ-CESF Grant	-\$36,765.00	\$0.00	\$0.00	-\$36,765.00				
33420 - USDOJ-COVID-19 Mitigation	-\$27,443.46	\$0.00	-\$66,724.54	-\$94,168.00				
33500 - USDOJ-DEA-Narcotics OT Exp	-\$173.73	\$405.44	-\$231.68	\$0.03				
33510 - USDOJ-Organized Crime Drug Enf								
33900 - USDOJ-SCAAP	\$168,738.89	\$9.39	\$0.00	\$168,748.28				
34105 - TPW-HRCP-COL BOTTOMLAND PROJ	-\$453,824.20	\$0.00	-\$9.96	-\$453,834.16				

Fund	Cash				Investments			
	Opening GL Balance	GL Debit	GL Credit	GL Ending Balance	Opening GL Balance	GL Debit	GL Credit	GL Ending Balance
34200 - DOI-Parks Boating Access								
34250 - DOI-Swan Lake Boat Ramp								
34400 - USDOT-CR 257 Repairs								
34600 - FEMA- Flood Disaster 2015								
34610 - FEMA - Flood Disaster 2016	\$39,613.97	\$0.00	\$0.00	\$39,613.97				
34615 - FEMA-Harvey 2017	\$557,938.30	\$0.00	\$0.00	\$557,938.30				
34616 - FEMA-Hazard Mitigation Grant P	-\$266,516.09	\$6,378.59	-\$12,212.87	-\$272,350.37				
34619 - Fema - Flood Disaster 2019								
34620 - CARES-Coronavirus Relief Fund	-\$2,195,820.93	\$297,137.49	-\$1,003,517.51	-\$2,902,200.95				
34621 - FEMA-Laura 2020	-\$280,970.14	\$52,389.38	-\$108,343.54	-\$336,924.30				
34622 - FEMA-Beta 2020	-\$78,856.06	\$0.00	-\$82.32	-\$78,938.38				
34623 - FEMA - COVID19								
34700 - IMLS-Library Mobile Proj Rnd 2								
34710 - FCC-E-Rate Library Program	-\$24,374.94	\$0.00	\$0.00	-\$24,374.94				
34820 - USDC-SLP Dune Walkover								
34850 - USTREAS-Restore Act Projects	-\$443,212.52	\$6,930.00	-\$35,195.41	-\$471,477.93				
34860 - DOI-Parks - CIAP Grant								
34880 - TXDOT-SH288 Truck Weigh Statn								
34881 - TXDOT-CR58 PH II (CSJ304)	-\$182,623.79	\$98,886.83	-\$113,536.83	-\$197,273.79				
34882 - TXDOT-CR59 (CSJ 305)	-\$472,896.93	\$0.00	-\$514,071.60	-\$986,968.53				
34883 - TXDOT-CR101 Widening (CSJ303)	-\$11,096,478.67	\$4,997,600.68	-\$2,843,241.22	-\$8,942,119.21				
34890 - USDA NRCS Oyster Creek Ditch10								
34912 - USDOT-1212ANGLE-Wildlife								
34913 - TXDOT 1312ANGLE-APRON								
34925 - TXDOT - CARES 20CRANGLE								
35000 - TJJ-D-State Aid	\$141,666.38	\$310,543.19	-\$287,428.24	\$164,781.33				
35650 - TJPC-JJAE-Boot Camp-8/31	-\$140,489.91	\$46,836.47	-\$120,151.37	-\$213,804.81				
35800 - TJPC-JJAE-Boot Camp-7/31								
35900 - TJJ-D-Mental Health Services								
35950 - TJJ-D-RDA-RegDiversionAlt-"R"	-\$22,157.08	\$13,633.20	-\$18,678.00	-\$27,201.88				
36000 - TCEQ-Follets Island Conserv PI								
36400 - TCEQ-Local Initiatives Prg								
36410 - Texas Veterans Treatment Crt	-\$32,111.50	\$34,243.00	-\$32,791.25	-\$30,659.75				
36601 - GLO-HRCP-COL BOT TOMLANDS EDUC	-\$3,338.71	\$0.00	\$0.00	-\$3,338.71				
36605 - GLO-Beach User Fees	-\$414,408.14	\$27,153.18	-\$57,604.68	-\$444,859.64				
36801 - TXDOT-CR 48 PROJECT								
37000 - OAG-VAG Grant	-\$12,807.67	\$11,435.30	-\$13,448.67	-\$14,821.04				
37100 - OAG-TEXAS VINE CONTR	\$0.00	\$0.00	-\$7,530.63	-\$7,530.63				
37200 - DFPS-CPS-Title IV-B-Concr Svc								
37300 - TDHCA-Amy Young Barrier Remova								
37400 - TDH-Immunization	-\$67,740.64	\$132,177.08	-\$84,005.19	-\$19,568.75				
37800 - OAG-Regional Juv Mental Hlth S								
37913 - TXDOT-M312ANGLE-FY13RAMP								
37914 - TXDOT-M212ANGLE-FY14RAMP								
37916 - TXDOT-M1612ANGL-FY16RAMP								
37917 - TXDOT-FY17RAMP								
37918 - TXDOT-FY18RAMP								
37919 - TXDOT-FY19RAMP								
37920 - TXDOT-FY20RAMP								
37950 - TXDOT-Airport Layout-19MPANGLE								
38000 - Fire Code Inspection & Permit	-\$116,031.40	\$50,370.47	-\$73,523.20	-\$139,184.13				
38010 - Economic Development Tax Abate	\$1,006.64	\$52,383.47	\$0.00	\$53,390.11				
38020 - BC Industrial Development Corp	\$2,513.83	\$0.00	\$0.00	\$2,513.83				
38100 - Vital Statistics Fee	\$58,194.96	\$1,212.01	-\$420.35	\$58,986.62				
38110 - Records Mgmt-Co.Clk-Recording	\$1,585,476.05	\$125,946.16	-\$98,480.86	\$1,612,941.35	\$960,141.49	\$74.12	-\$108.78	\$960,106.83
38120 - Records Archive-Co Clk	\$1,358,740.40	\$128,269.12	-\$58,789.88	\$1,428,219.64				
38130 - Records Mgmt-Co.Clk-Criminal	\$25,877.90	\$3,768.81	-\$1,269.11	\$28,377.60				
38200 - Civ,Crim,Prob Records Mgmt	\$233,681.69	\$776.49	-\$385.26	\$234,072.92	\$316,802.65	\$24.45	-\$35.91	\$316,791.19
38210 - County Graffiti Eradication	\$2,744.08	\$0.15	\$0.00	\$2,744.23				
38220 - Cnty,District Court Technology	\$100,838.89	\$1,004.15	-\$345.64	\$101,497.40				
38230 - Record Preservation-CtyClk	\$57,894.91	\$3,616.86	-\$1,775.00	\$59,736.77				
38240 - Cnty, District Specialty Court	\$22,470.92	\$4,323.12	-\$1,541.78	\$25,252.26				
38300 - Child Abuse Prevention Fund	\$19,722.69	\$113.80	-\$34.09	\$19,802.40				
38310 - Family Protection Fund	\$13,552.52	\$2,658.27	-\$990.00	\$15,220.79				
38320 - Records Management-Dist. Clk.	\$33,944.59	\$6,438.92	-\$5,309.26	\$35,074.25				
38330 - Records Archive-District Clerk	\$101,311.68	\$6,783.54	-\$4,785.77	\$103,309.45				
38340 - Record Preservation-DistClk	\$12,345.41	\$10,419.52	-\$12,204.13	\$10,560.80				
38350 - Records Technology - DC	\$17,785.97	\$2,380.88	-\$1,669.87	\$18,496.98				
38400 - Justice Crt Building Security	-\$8,950.84	\$23,640.29	-\$34,746.51	-\$20,057.06				
38410 - Justice Court Technology Fund	\$491,079.03	\$6,163.15	-\$11,304.28	\$485,937.90				
38500 - Courthouse Security	\$428,553.81	\$19,091.79	-\$8,023.76	\$439,621.84				
38600 - LEOSE	\$144,574.44	\$16.04	-\$583.02	\$144,007.46				
38710 - D A Hol Check Collection	\$9,268.91	\$395.00	-\$193.85	\$9,470.06				
38720 - D A Supplemental	\$3,898.37	\$832.64	-\$1,792.18	\$2,938.83				
38730 - D A Forfeiture, CCP Chapter 59	\$57,402.38	\$35,147.62	-\$1,011.89	\$91,538.10				
38810 - Voter Registration	-\$2,733.36	\$3,871.12	-\$2,275.52	-\$1,137.76				
38820 - Special Inv,Dealer Escrow-Tax	\$64,184.40	\$3,662.04	-\$3,155.92	\$64,690.52	\$31,298.96	\$2.46	-\$3.58	\$31,297.84
38830 - Scofflaw Fees, TTC Sect.502.01	\$1,643.80	\$0.09	\$0.00	\$1,643.89				
38910 - Election Services Contract	\$80,707.76	\$4.49	-\$89.72	\$80,622.53				
38920 - Elections - HAVA Equip. Rental	\$353,788.93	\$19.70	\$0.00	\$353,808.63				
38930 - Elections-CARES HAVA	\$143,567.73	\$37.49	-\$22,102.43	\$121,502.79				
39040 - Constable Pct 4 Forfeiture	\$2,036.23	\$0.00	\$0.00	\$2,036.23				
39100 - Sheriff Contraband Forfeiture	\$393,502.43	\$21.80	-\$2,014.31	\$391,509.92				
39110 - Braz Cnty Narcotics Task Force	\$462,845.88	\$68,555.67	-\$121,768.57	\$409,632.98				
39120 - Sheriff Commissary Fund	\$408,383.52	\$120,532.97	-\$77,952.68	\$450,963.80				

Fund	Cash				Investments			
	Opening GL Balance	GL Debit	GL Credit	GL Ending Balance	Opening GL Balance	GL Debit	GL Credit	GL Ending Balance
39130 - Sheriff-Federal Forfeiture	\$177,198.66	\$9.80	-\$1,138.83	\$176,069.53				
39200 - Juvenile Case Manager Fund	\$9,612.11	\$28.11	\$0.00	\$9,640.22				
39210 - Bond & Occupational LSF	\$5,015.83	\$7,413.04	-\$12,623.09	-\$194.22				
39300 - Reliant Energy CARE Program	\$11,392.82	\$0.00	-\$639.35	\$10,753.47				
39310 - UnitedWay-Emergency Assistance	\$5.60	\$0.00	\$0.00	\$5.60				
39315 - Rebuild Texas Fund								
39390 - SETH-SE TX Housing Fln. Corp.								
39410 - Library-Special Projects	\$305,122.40	\$15,757.31	-\$97,796.72	\$223,082.99				
39500 - SEP-Wastewater-EnvHlth-TCEQ	-\$15,926.78	\$0.00	\$0.00	-\$15,926.78				
39600 - SEP-Parks-TCEQ								
39610 - Parks Improvements								
39615 - TPW Foundation-Grt TX Birding	\$1,165.60	\$0.00	\$0.00	\$1,165.60				
39620 - Shoreline Rest. Task Force	\$38,965.35	\$2.17	\$0.00	\$38,967.52				
39630 - 2006 GoM Energy Security Act	\$2,655,010.14	\$145.06	-\$47,840.65	\$2,607,314.55				
39700 - Lateral Road Fund								
39710 - Road & Bridge, Ch 152, Tx Code								
39720 - Special Projects								
39764 - Riverside Est Spcl Assmt	-\$194,473.66	\$2,831.72	-\$7,500.00	-\$199,141.94				
39765 - Briar Meadows AmyLn Ross Rd SA	-\$191,277.98	\$0.00	\$0.00	-\$191,277.98				
39766 - Twin Lakes Assmt	-\$102,806.99	\$0.00	\$0.00	-\$102,806.99				
39767 - Greenhouse Rd Spec Assessment	-\$9,873.10	\$0.00	\$0.00	-\$9,873.10				
39768 - Old Coffee Plantation Sp Asses	-\$30,587.79	\$0.00	-\$17,853.50	-\$48,441.29				
39800 - Law Library	\$63,952.77	\$33,014.23	-\$71,526.11	\$25,440.89	\$217,801.31	\$16.82	-\$24.66	\$217,793.47
39900 - Mosquito Control District	\$486,878.84	\$727,883.58	-\$190,136.11	\$1,024,626.31	\$386,472.56	\$29.81	-\$43.79	\$386,458.58
40000 - 2012 Gen Oblig Rfd (2003 CO)	\$0.00	\$0.00	-\$760.92	-\$760.92				
41000 - 2016 Limited Tax Rfd (2006 CO)	\$668,769.70	\$264,918.97	\$0.00	\$933,688.67	\$487,920.33	\$37.67	-\$55.28	\$487,902.72
42000 - 2012 Cert of Oblig-I,S	\$402,385.25	\$752,019.03	-\$2.81	\$1,154,401.47				
42100 - 2018 Cert of Oblig-I,S	\$232,847.58	\$263,218.11	\$0.00	\$496,065.69				
42200 - 2021 CO-Courthouse Campus I,S	\$276,478.05	\$950,824.28	\$0.00	\$1,227,302.33				
43000 - Tax Notes, Series 2013 I&S	\$4,095.42	\$1,044.33	-\$5,111.47	\$28.28				
44000 - Toll Road-SH288-I&S	\$3,435,233.09	\$229,043.18	-\$227,150.15	\$3,437,126.12				
45000 - Road Bonds-Mobility-I,S	\$2,289,665.20	\$995,635.87	\$0.00	\$3,285,301.07	\$877,059.56	\$67.68	-\$99.39	\$877,027.85
45100 - Mobility-BuildAmerica-I,S								
51000 - 2006 Certificate of Obligation								
52000 - 2012 Cert of Oblig,C,M	-\$50,377.77	\$0.00	\$0.00	-\$50,377.77				
52100 - 2018 Cert of Oblig,C,M	-\$149,117.93	\$0.00	-\$8,938.31	-\$158,056.24	\$4,105,480.77	\$316.94	-\$465.21	\$4,105,332.50
53000 - Tax Notes, Series 2013 C&M								
54000 - Toll Road-SH288-C & M	\$2,845,460.34	\$3,000,023.79	-\$3,424,807.82	\$2,420,676.31	\$19,075,021.86	\$1,974.24	-\$3,000,000.00	\$16,076,996.10
55000 - Mobility Plan	\$614,738.16	\$34.22	\$0.00	\$614,772.38				
57000 - Hwy 6 ROW Acquisition-C,M								
57200 - Ring of Honor	\$54,103.91	\$96.02	\$0.00	\$54,199.93				
60500 - Airport Operating	-\$1,459,647.56	\$213,007.35	-\$307,276.18	-\$1,553,916.39				
61000 - BCTRA O&M SH288	\$19,599.03	\$150,006.65	-\$31,858.80	\$137,746.88				
61100 - Braz Cnty Toll Rd-Preliminary	-\$9,205.50	\$0.00	-\$1,933.62	-\$11,139.12				
64000 - BCTRA FM518 PEDC-SH288	\$488,798.78	\$9,590.94	\$0.00	\$498,389.72				
64100 - BCTRA Contributions-SH288								
64200 - BCTRA FM518 TXDOT-SH288	-\$1,068,155.00	\$2,104,708.10	-\$1,475,528.79	-\$438,975.69				
71000 - Health Care Benefits	\$6,445,987.19	\$1,596,929.56	-\$1,422,222.91	\$6,620,693.84				
72000 - Employee Health Clinic	-\$824.94	\$68,426.38	-\$8,373.00	\$59,228.44				
73000 - Insurance Reserve	\$445,327.26	\$24.55	-\$4,318.84	\$441,032.97	\$898,498.66	\$69.34	-\$101.79	\$898,466.21
81000 - B Cnty Groundwatr Conserv Dist	\$1,554,752.01	\$131,414.67	-\$72,393.19	\$1,613,773.49				
81100 - Braz Cnty Toll Road Authority								
81500 - CSCD-Sub Abuse-Outpatient-DP	-\$34,032.81	\$139,775.17	-\$128,606.82	-\$22,864.46				
81600 - CSCD-TAIP Treatment Alter.	\$8,330.00	\$45,591.00	-\$45,292.00	\$8,629.00				
81700 - CSCD-Mental Health Caseloads	\$15.13	\$92,205.50	-\$74,965.10	\$17,255.53				
81800 - CSCD-Supervision Program	\$1,175,975.76	\$1,381,493.22	-\$1,207,298.61	\$1,350,170.37				
81850 - CSCD-Evidence Based Assesment								
81900 - CSCD-Comm Corr-Op Hab Caseload	\$68,454.83	\$307,715.04	-\$222,537.15	\$153,632.72				
82000 - CSCD-Comm Corr-Life								
82100 - CSCD-Comm Corr-Sex Offender	\$14,650.79	\$128,907.13	-\$99,618.22	\$43,939.70				
82200 - CSCD-Comm Corr-Substance Abuse	-\$0.00	\$0.00	\$0.00	-\$0.00				
82300 - CSCD-Operation Habilitation DP	\$8,679.11	\$87,243.47	-\$66,404.35	\$29,518.23				
82400 - CSCD-New Caseload Reduction-DP								
82500 - CSCD-DP30 Sub Abuse Trt Pgrm	\$9,380.90	\$147,262.25	-\$128,048.64	\$28,594.51				
88000 - Trust & Agency								
88200 - Brazos Mall								
88300 - SH288 @ CR 56 Overpass								
89000 - Historical Commission	\$1,466.18	\$0.08	\$0.00	\$1,466.26	\$14,425.48	\$1.16	-\$1.58	\$14,425.06

**BRAZORIA COUNTY
PORTFOLIO REPORT
December 2020**

Current Date: 12/31/2020

Fund	Description	Type	CUSIP	Coupon	Settle Date	Maturity Date	Next Call Date	Par Value	Purch Price	Purch Cost	Book Value	Mkt Price	Mkt Value	Days to Mat	YTM	Interest Earned
10000	FHLB	Agency	3130AHV75	1.700	01/13/20	02/07/23	01/13/21	2,000,000.00	100.000	2,000,000.00	2,000,000.00	1.0020	2,004,000.00	768	1.700	
10000	FHLMC	Agency	3134GWEB8	0.425	07/27/20	07/27/23	01/27/21	2,000,000.00	100.000	2,000,000.00	2,000,000.00	1.0002	2,000,400.00	938	0.425	
10000	FHLMC	Agency	3134GWKS4	0.300	08/17/20	05/17/23	08/17/21	2,000,000.00	100.000	2,000,000.00	2,000,000.00	1.0008	2,001,600.00	887	0.300	
10000	FNMA	Agency	3136G4R54	0.375	08/24/20	08/24/23	08/24/21	2,000,000.00	100.000	2,000,000.00	2,000,000.00	1.0013	2,002,600.00	966	0.375	
10000	FFCB	Agency	3133EMDM1	0.270	10/20/20	10/20/23	10/20/22	2,000,000.00	100.000	2,000,000.00	2,000,000.00	1.0009	2,001,800.00	1023	0.270	
997	TexPool	LGIP		0.091				55,640,128.20	100.000	55,640,128.20	55,640,128.20	100.00	55,640,128.20	1	0.091	3,945.87
998	Texas Class	LGIP		0.140				56,883,610.93	100.000	56,883,610.93	56,883,610.93	100.00	56,883,610.93	1	0.140	5,591.84
999	Depository	Cash		0.700				61,070,817.00	100.000	61,070,817.00	61,070,817.00	100.00	61,070,817.00	1	0.700	17,690.12
								183,594,556.13		183,594,556.13	183,594,556.13		183,604,956.13	51	0.337	27,227.83

This report is presented in accordance with the Texas Government Code Title 10 Section 2256.023 and complies with the Investment Strategy of Brazoria County's Investment Policy and I certify that to the best of my knowledge the above is true and correct.

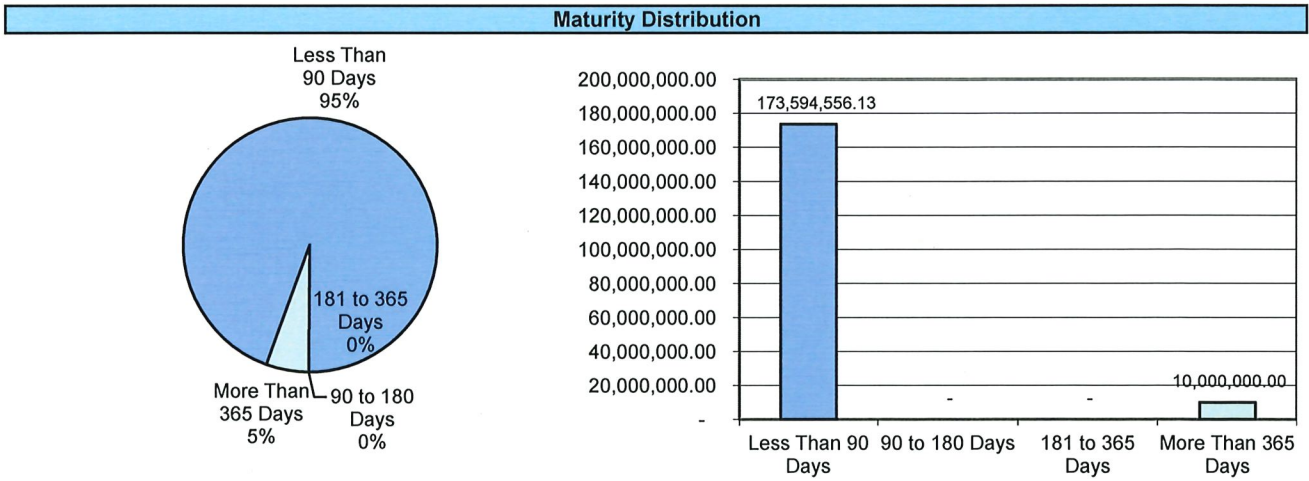



Cathy Campbell, CIO, CIO
Brazoria County Treasurer

BRAZORIA COUNTY
Investment Summary Report
For the Period Ending 12/31/2020

Total Portfolio Summary			
	Current Month 12/31/20	Prior Month 11/30/2020	Change From Prior
Book Value	183,594,556.13	166,936,050.93	16,658,505.20
Market Value	183,604,956.13	166,945,850.93	16,659,105.20
Market Value%	100.01%	100.01%	0.00%
Weighted Average Maturity - Days	51 days	57 days	(7)
Weighted Average Yield	0.337%	0.43%	-0.09%

Portfolio Composition by Fund			
Fund Name	12/31/2020 Book Value	Wtd Avg Yield	Wtd Avg Maturity
10000	10,000,000.00	0.614%	912
20500	-		0
997	55,640,128.20	0.091%	1
998	56,883,610.93	0.140%	1
999	61,070,817.00	0.700%	1
TOTALS:	183,594,556.13	0.337%	51 days



BRAZORIA COUNTY
Investment Data Summary
December 2020

Type Breakdown:	Book Value	Percent	Wtd Avg Mat	Wtd Avg Yield
LGIP	112,523,739.13	61.29%	1	0.116
Agency	10,000,000.00	5.45%	912	0.614
Cash	61,070,817.00	33.26%	1	0.700
	183,594,556.13	100.00%	51	0.337

Issuer Breakdown:	Book Value	Percent	Wtd Avg Mat	Wtd Avg Yield
FNMA	2,000,000.00	1.09%	966	0.375
FHLB	2,000,000.00	1.09%	768	1.700
FHLMC	4,000,000.00	2.18%	903	0.363
-	-			
FFCB	2,000,000.00	1.09%	1023	0.270
-	-			
TexPool	55,640,128.20	30.31%	1	0.091
Texas Class	56,883,610.93	30.98%	1	0.140
Depository	61,070,817.00	33.26%	1	0.700
	183,594,556.13	100.00%	51	0.337

Fund Breakdown:	Book Value	Percent	Wtd Avg Mat	Wtd Avg Yield
10000	10,000,000.00	5.45%	912	0.614
20500	-			
997	55,640,128.20	30.31%	1	0.091
998	56,883,610.93	30.98%	1	0.140
999	61,070,817.00	33.26%	1	0.700
	183,594,556.13	100.00%	51	0.337

Maturity Breakdown:	Book Value	Percent
Less Than 90 Days	173,594,556.13	94.55%
90 to 180 Days	-	0.00%
181 to 365 Days	-	0.00%
More Than 365 Days	10,000,000.00	5.45%
	183,594,556.13	100.00%

Monthly Interest Earned for Fiscal Year 2021

	Oct	Nov	Dec	1st Qtr	Jan	Feb	Mar	2nd Qtr	April	May	June	3rd Qtr	July	August	Sept	4th Qtr	Ann Earned
BANK	24,302.33	24,093.11	17,690.12	66,085.56				0.00				0.00				0.00	66,085.56
TEXPOOL	3,550.27	3,238.64	3,945.87	10,734.78				0.00				0.00				0.00	10,734.78
Texas Class	9,721.38	5,794.72	5,591.84	21,107.94				0.00				0.00				0.00	21,107.94
Agencies	0.00	0.00	0.00	0.00				0.00				0.00				0.00	0.00
Total Per Mo.	37,573.98	33,126.47	27,227.83	97,928.28	0.00	0.00	0.00	0.00	0.00	0.00	0.00	0.00	0.00	0.00	0.00	0.00	97,928.28


I certify that to the best of my knowledge the above is true and correct.

Cathy Campbell

Cathy Campbell, CCT, CIO
Brazoria County Treasurer



Monthly Newsletter: January 2021



ANNOUNCEMENTS

We welcome the following entities who joined TexPool in December 2020:

- TexPool**
McLennan County Ball Bond
Oak Lest Economic Development Corporation
- TexPool Prime**
The Coburn MUD 13
HMW Special Utility District
The Harris Center for Mental Health and IDD
Oak Lest Economic Development Corporation

Upcoming Events

- Jan 25, 2021 - Jan 27, 2021
TASBO Annual Conference
Virtual Conference
- Feb 15, 2021 - Feb 19, 2021
TASBO Annual Conference
JW Marriott & Hilton, Austin
- Feb 22, 2021 - Feb 23, 2021
GTOT Winter Seminar
Virtual Conference

TexPool Advisory Board Members

- David Garcia
 - Jerry Dale
 - Patrick Krishnok
 - David Landeros
 - Belinda Weaver
 - Sharon Matthews
 - Deborah Landermilk
 - Vivian Wood
- Overseen by the State of Texas Comptroller of Public Accounts Glenn Hegar.
Operated under the supervision of the Texas Treasury Safeguarding Trust Company

Economic and Market Commentary: Looking forward to 2021

January 1, 2021

The loss of lives and livelihoods due to Covid-19 was devastating and will continue into 2021. But there are positive developments and reasons for at least cautious optimism. The obvious one is the arrival of vaccines, which have come sooner than many thought possible. The rollout will take time, but we also likely will see the number of new infections decline.

Less clear is the performance of the economy, but we are optimistic here, too. Let's not forget we entered 2020 in reasonable shape, with interest rates and inflation at around 2%, and gross domestic product (GDP) growth in the 3-4% range. Headwinds, such as trade wars and Brexit, have passed.

It will take time for the U.S. to recover from the coronavirus-induced damage. But the economy is on its feet now, and with vaccines it should start taking strides. We think pent-up demand will play a major role. As people feel more confident about their finances or return to work if they were laid off, economic activity should arise. Consumers can only buy so much from Amazon. They will return to local stores, take trips, enjoy live entertainment and buy big-ticket items. And there's little indication that well-performing sectors, such as housing, will roll over.

(continued page 6)

	TexPool	TexPool Prime
Current Invested Balance	\$25,413,827,871.37	\$8,609,397,794.42
Weighted Average Maturity**	37	41
Weighted Average Life**	101	54
Net Asset Value	1.00018	1.00003
Total Number of Participants	2,639	488
Management Fee on Invested Balance	0.0450%	0.0550%
Interest Distributed	\$1,716,080.87	\$982,778.81
Management Fee Collected	\$759,037.93	\$344,444.29
Standard & Poor's Current Rating	AAA/m	AAA/m
Month Averages		
Average Invested Balance	\$22,320,802,416.28	\$8,032,528,855.70
Average Monthly Rate*	0.09%	0.14%
Average Weighted Average Maturity**	34	47
Average Weighted Average Life**	106	61

*This average monthly rate for TexPool Prime for each date may reflect a waiver of some portion or all of each of the management fees.
**See page 2 for definitions.
Past performance is no guarantee of future results.

Phone: 1-866-TEXPOOL (839-7665) • Fax: 1-866-839-3391 • TexPool.com
© 2021 Federated Hermes, Inc.
GS5884-24 (1/21)

Managed and Serviced by
Federated Hermes

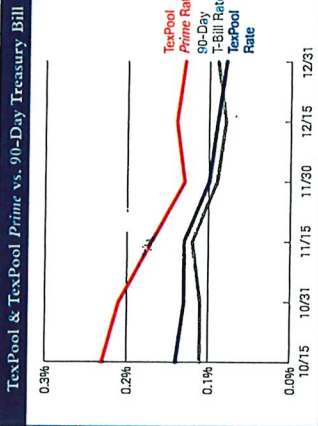
PRSRIT STD
U.S. POSTAGE
PAID
AUSTIN, TX
PERMIT NO. 1264

TEXPOOL
Participant Services
1001 Texas Ave, Suite 1150
Houston, TX 77002

MS. CATHY CAMPBELL
BRAZORIA COUNTY
111 E LOCUST ST STE 305
ANGLETON TX 77515-4877



76 P1



90-Day Treasury Bill is a short-term debt instrument backed by the national government. These are used to alter immediate cash in next outstanding obligation.
Any private investor can invest in a Treasury bill. The 90-Day Treasury Bill is a weighted average rate of the weekly auction of 90-Day Treasury Bills.
Past performance is no guarantee of future results.

Even the Federal Reserve's outlook has gotten rozier. The projections from its December meeting are for a decline in GDP by 2.4% in 2020 and a growth of 4.2% in 2021, compared to its forecasts of 3.7% and 4%, respectively, in September. Same goes for the labor market. Policymakers now envision an unemployment rate of 6.7% in 2020 versus their September call of 7.6%. Both changes came with the full knowledge of the resurgence of the virus. The Fed is less enthusiastic about inflation, still not seeing it hit that vaunted 2% level until the end of 2023.

One positive is Janet Yellen becoming Secretary of the Treasury (Senate approval should be swift). Chair Jerome Powell has a close relationship with Yellen from her time in that seat. They will have open dialogue with mutual respect and likely mutual leanings (dovish). Yellen's expert knowledge of the mechanisms and the tools the Fed has at its disposal will help to inform her own decision-making and advice she gives to the White House.

Treasury yields ended the month with 1-month at 0.05%, 3-month at 0.08%, 6-month at 0.09%, and 12-month at 0.11%. The London interbank offered rate (Libor) ended the month with 1-month at 0.14%, 3-month at 0.24%, 6-month at 0.26% and 12-month at 0.34%. The weighted average maturity (WAM) at month-end was 34 days for TexPool and 47 days for TexPool Prime.

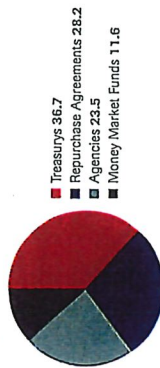
Portfolio by Maturity (%)

As of December 31, 2020



Portfolio by Type of Investment (%)

As of December 31, 2020



Portfolio Asset Summary as of December 31, 2020

	Book Value	Market Value
Uninvested Balance	\$1,243.35	\$1,243.35
Receivable for Investments Sold	0.00	0.00
Accrual of Interest Income	7,160,432.18	7,160,432.18
Interest and Management Fees Payable	-1,716,071.18	-1,716,071.18
Payable for Investments Purchased	0.00	0.00
Accrued Expenses & Taxes	-24,187.48	-24,187.48
Repurchase Agreements	7,164,236,681.00	7,164,236,681.00
Mutual Fund Investments	2,985,074,000.00	2,985,074,000.00
Government Securities	5,920,829,359.73	5,924,389,653.68
U.S. Treasury Bills	7,443,359,680.02	7,443,784,200.18
U.S. Treasury Notes	1,914,807,763.75	1,915,404,698.22
Total	\$25,413,827,871.37	\$25,418,310,769.93

Market value of collateral supporting the Repurchase Agreements is at least 102% of the Book Value. The portfolio is managed by Fidelity Investment. Consulting and the assets are safe kept in a separate custodial account at State Street Bank in the name of TexPool. The only source of payment to the Participants is the assets of TexPool. There is no secondary source of payment for the pool such as insurance or State guarantee. Should you require a copy of the portfolio, please contact TexPool Participant Services.

Participant Summary

	Number of Participants	Balance
School District	599	\$7,460,712,128.78
Higher Education	60	\$1,376,009,076.02
Healthcare	181	\$3,892,963,075.49
Utility District	90	\$1,192,680,112.16
City	841	\$3,064,882,208.58
County	482	\$6,612,457,815.97
Other	199	\$1,896,760,706.32
Emergency Districts	95	\$203,650,036.29
Economic Development Districts	82	\$113,441,929.92

***Definition of Weighted Average Maturity and Weighted Average Life

WAM is the mean average of the periods of time remaining until the securities held in TexPool (a) are scheduled to be repaid, (b) would be repaid upon a demand by TexPool, or (c) are scheduled to have their interest rate re-adjusted to reflect current market rates. Securities with adjustable rates payable upon demand are treated as maturing on the earlier of the two dates set forth in (b) and (c) if their scheduled maturity is 397 days or less; and the later of the two dates set forth in (b) and (c) if their scheduled maturity is more than 397 days. The mean is weighted based on the percentage of the unamortized cost of the portfolio invested in each period.

WAL is calculated in the same manner as WAM, but is based solely on the periods of time remaining until the securities held in TexPool (a) are scheduled to be repaid or (b) would be repaid upon a demand by TexPool, without regard to when interest rates of securities within TexPool are scheduled to be re-adjusted.

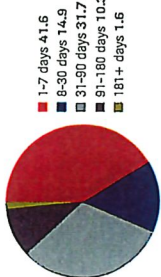
Daily Summary

Date	Money Mkt. Fund Equiv. (SEC Stk)	Dividend Factor	TexPool Invested Balance	NAV	WAM Days	WAL Days
12/1	0.0878%	0.00002874	\$21,351,193,475.64	1.00023	34	105
12/2	0.0868%	0.00002654	\$21,392,682,110.20	1.00025	35	106
12/3	0.0859%	0.00002828	\$21,436,653,538.89	1.00026	35	106
12/4	0.0853%	0.00002721	\$21,370,984,311.83	1.00026	36	107
12/5	0.0893%	0.00002721	\$21,370,984,311.83	1.00026	36	107
12/6	0.0893%	0.00002721	\$21,370,984,311.83	1.00026	36	107
12/7	0.1033%	0.00002831	\$21,396,094,365.01	1.00026	33	104
12/8	0.0864%	0.00002642	\$21,393,112,290.80	1.00026	33	105
12/9	0.0805%	0.00002479	\$21,530,410,914.17	1.00026	34	106
12/10	0.0818%	0.00002516	\$21,505,732,070.44	1.00025	33	107
12/11	0.0916%	0.00002509	\$21,609,553,270.61	1.00025	34	107
12/12	0.0916%	0.00002509	\$21,609,553,270.61	1.00025	34	107
12/13	0.0916%	0.00002509	\$21,609,553,270.61	1.00025	34	107
12/14	0.0884%	0.00002421	\$21,774,171,010.24	1.00025	31	104
12/15	0.0916%	0.00002509	\$21,900,602,501.66	1.00024	33	106
12/16	0.0940%	0.00002574	\$21,889,056,906.41	1.00024	33	110
12/17	0.0946%	0.00002591	\$21,768,774,310.55	1.00023	34	110
12/18	0.0937%	0.00002587	\$21,889,273,555.33	1.00024	35	110
12/19	0.0937%	0.00002587	\$21,889,273,555.33	1.00024	35	110
12/20	0.0937%	0.00002587	\$21,889,273,555.33	1.00024	35	110
12/21	0.0926%	0.00002536	\$22,186,695,698.94	1.00023	34	107
12/22	0.0877%	0.00002403	\$22,333,140,094.84	1.00023	34	106
12/23	0.0800%	0.00002193	\$22,383,122,171.81	1.00022	36	107
12/24	0.0768%	0.00002103	\$23,594,135,146.23	1.00020	36	104
12/25	0.0768%	0.00002103	\$23,594,135,146.23	1.00020	36	104
12/26	0.0768%	0.00002103	\$23,594,135,146.23	1.00020	36	104
12/27	0.0768%	0.00002103	\$23,594,135,146.23	1.00020	36	104
12/28	0.0910%	0.00002493	\$24,191,093,476.57	1.00019	35	99
12/29	0.0895%	0.00002494	\$24,417,882,340.92	1.00019	35	100
12/30	0.0909%	0.00002491	\$24,754,651,757.83	1.00019	34	99
12/31	0.0845%	0.00002314	\$25,413,827,871.37	1.00018	37	101
Average:	0.0909%	0.00002491	\$22,320,802,416.28	1.00023	34	106

TEXPOOL Prime


Portfolio by Maturity (%)

As of December 31, 2020



Portfolio by Type of Investment (%)

As of December 31, 2020



Portfolio Asset Summary as of December 31, 2020

	Book Value	Market Value
Uninvested Balance		-\$584.80
Receivable for Investments Sold	0.00	0.00
Accrual of Interest Income	322,316.09	322,316.09
Interest and Management Fees Payable		-982,771.02
Payable for Investments Purchased	0.00	0.00
Accrued Expenses & Taxes	-11,895.34	-11,895.34
Repurchase Agreements	1,516,835,000.00	1,516,835,000.00
Commercial Paper	5,129,064,971.13	5,129,376,752.54
Bank Instruments	0.00	0.00
Mutual Fund Investments	562,126,501.33	562,052,003.75
Government Securities	956,044,006.83	956,074,649.00
Variable Rate Notes	446,000,000.00	445,976,878.00
Total	\$8,609,397,764.42	\$8,609,642,565.42

Market value of collateral supporting the Repurchase Agreements is at least 102% of the Book Value. The portfolio is managed by Federated Investment Consulting and the assets are safe kept in a separate custodial account at State Street Bank in the name of TexPool Prime. The assets of TexPool Prime are the only source of payments to the Participants. There is no secondary source of payment for the pool such as insurance or state guarantee. Should you require a copy of the portfolio, please contact TexPool Participant Services.

Participant Summary

	Number of Participants	Balance
School District	127	\$2,874,170,512.19
Higher Education	19	\$600,852,811.96
Healthcare	43	\$719,951,840.13
Utility District	18	\$379,102,506.87
City	48	\$299,618,337.74
County	90	\$2,106,067,946.25
Other	57	\$1,779,457,247.55
Emergency Districts	21	\$30,672,525.58
Economic Development Districts	15	\$19,504,686.89

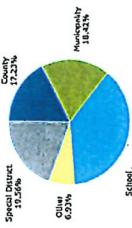
TEXPOOL Prime

Daily Summary

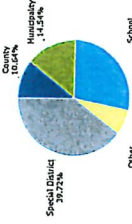
Date	Money Mkt. Fund Equip. (SEC Stkd)	Dividend Factor	TexPool Prime Invested Balance	NAV	WAM Days	WAL Days
12/1	0.1327%	0.000003635	\$8,131,775,754.88	1.00006	50	65
12/2	0.1375%	0.000003767	\$8,126,487,864.32	1.00005	50	65
12/3	0.1372%	0.000003758	\$8,082,686,473.63	1.00005	50	65
12/4	0.1748%	0.000004789	\$8,070,755,673.73	1.00003	51	66
12/5	0.1748%	0.000004789	\$8,070,755,673.73	1.00003	51	66
12/6	0.1748%	0.000004789	\$8,070,755,673.73	1.00003	51	66
12/7	0.1375%	0.000003766	\$8,091,507,101.24	1.00004	48	63
12/8	0.1353%	0.000003707	\$8,112,639,852.02	1.00004	47	62
12/9	0.1359%	0.000003720	\$8,121,641,737.89	1.00004	47	62
12/10	0.1381%	0.000003784	\$8,047,088,757.56	1.00004	49	64
12/11	0.1394%	0.000003820	\$8,061,201,231.77	1.00003	49	64
12/12	0.1394%	0.000003820	\$8,061,201,231.77	1.00003	49	64
12/13	0.1394%	0.000003820	\$8,061,201,231.77	1.00003	49	64
12/14	0.1415%	0.000003877	\$8,031,910,306.45	1.00004	47	61
12/15	0.1414%	0.000003875	\$8,058,015,635.62	1.00004	46	60
12/16	0.1418%	0.000003964	\$7,984,454,817.86	1.00003	45	59
12/17	0.1423%	0.000003899	\$8,041,787,610.94	1.00002	45	59
12/18	0.1423%	0.000003899	\$8,041,787,610.94	1.00002	45	59
12/19	0.1423%	0.000003899	\$8,041,787,610.94	1.00002	45	59
12/20	0.1423%	0.000003899	\$8,041,787,610.94	1.00002	45	59
12/21	0.1439%	0.000003943	\$8,012,408,463.58	1.00003	44	58
12/22	0.1437%	0.000003938	\$7,821,196,420.57	1.00002	43	57
12/23	0.1430%	0.000003818	\$8,059,618,195.16	1.00002	43	58
12/24	0.1381%	0.000003812	\$8,087,205,867.75	1.00001	47	60
12/25	0.1381%	0.000003812	\$8,087,205,867.75	1.00001	47	60
12/26	0.1381%	0.000003812	\$8,087,205,867.75	1.00001	47	60
12/27	0.1381%	0.000003812	\$8,087,205,867.75	1.00001	47	60
12/28	0.1427%	0.000003909	\$8,123,730,295.53	1.00003	45	59
12/29	0.1429%	0.000003915	\$8,162,540,544.35	1.00003	44	58
12/30	0.1404%	0.000003946	\$8,357,048,582.43	1.00003	42	56
12/31	0.1320%	0.000003816	\$8,605,397,764.42	1.00003	41	54
Average:	0.1431%	0.000003920	\$8,092,528,855.70	1.00003	47	61

The following information is provided in accordance with Texas State Statute 2256.0016.

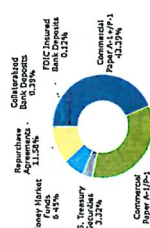
As of December 31, 2020



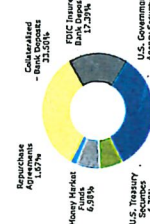
Participant Breakdown by Balance



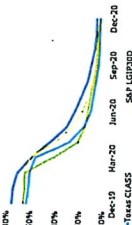
Participant Breakdown by Entity Type



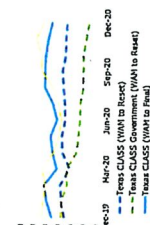
Texas CLASS Government Portfolio Breakdown



Texas CLASS Government Portfolio Breakdown



Performance vs. Benchmark SSP AAA/AA GIP* (Average Monthly Yields)



Weighted Average Maturity (in Days)

Texas CLASS Prior Month Comparison

Month End	Average Yield**	Month Ending Assets	Share Balance	Market Value	Amortized Cost	WAM (Reac)**	WAM (Efall)**
Oct-20	0.18%	\$12,827,489,110	\$12,839,549,448	\$12,838,180,104	1.00	51	83
Nov-20	0.15%	\$12,377,673,419	\$12,376,924,389	\$12,419,007,226	1.00	51	79
Dec-20	0.14%	\$12,812,387,428	\$12,812,013,010	\$12,812,053,725	1.00	49	73

Average monthly yield *As of the end of the last day of the month

Texas CLASS Government Prior Month Comparison

Month End	Average Yield**	Month Ending Assets	Share Balance	Market Value	Amortized Cost	WAM (Reac)**	WAM (Efall)**
Oct-20	0.13%	\$1,116,448,970	\$1,109,595,059	\$1,109,452,716	1.00	22	90
Nov-20	0.12%	\$1,039,347,288	\$1,044,389,081	\$1,044,246,413	1.00	18	98
Dec-20	0.09%	\$1,029,709,533	\$1,030,930,477	\$1,030,816,474	1.00	14	86

Average monthly yield *As of the end of the last day of the month

For the month of December 2020, the Program Administrator accrued fees of \$999,693.24 and bid average shares outstanding of 52,408,690,275.65 for Texas CLASS. For Texas CLASS Government, the Program Administrator accrued fees of \$101,988.63 and bid average settled shares outstanding of 5,026,791,801.41. The fees for both Texas CLASS and Texas CLASS Government are accrued on a daily basis by multiplying the investment property value by the applicable fee rate, and divided by 365 or 366 days in the event of a leap year. The investment property value shall be based on the current day's settled shares outstanding. For weekend days and holidays, the settled shares outstanding for the previous business day will be utilized for the calculation of fees. The applicable fee rate is located in Exhibit F of the Eighth Amended and Restated Trust Agreement. The Program Administrator reserves the right to abate fees listed in the Eighth Amended and Restated Trust Agreement. The monthly fee is the sum of all daily fee accruals for the month of November. The fees are paid monthly upon notification to the custodian bank. As of December 31, 2020 the fee for Texas CLASS was 10 basis points and the fee for Texas CLASS Government was 11 basis points.

- Both funds are rated 'AAA' by Standard and Poor's Global Ratings.
- Net Asset Value for both funds from December 1 to December 31, 2020 is equal to \$1.00.
- The final maturity dates of all securities were less than one year.
- The custodian bank for Texas CLASS is Wells Fargo Bank.
- Total number of Participants is 846.
- There are currently no investments that have a stated maturity greater than one year.
- The portfolio managers for Texas CLASS is Niall Waid, CFA and Randy Palomba, CFA.
- All sources of payment are the underlying assets of the local government investment pool at market value.
- The Eighth Amended and Restated Trust Agreement was adopted by the board of Trustees on April 8, 2019. You can access your copy of the Eighth Amended and Restated Trust Agreement by visiting our website at www.texasclass.com.

BOARD OF TRUSTEES

Mr. Steve Williams, Chairman
Asst. City Administrator/CFO City of Conroe

Ms. Amy Perez
Director of Financial Management, Harris County

Ms. Monika Arris
Director of Budget & Finance, Collin County

Mr. Mike Hagar
Asst. Supt. of Business & Finance, Alamo Heights ISD

Ms. Cindy Yeatts Brown
Treasurer, Denton County

Mr. Rodney Rhoades
Deputy Director - Admin. Services, North Texas Municipal Water Dist

Ms. Yvonne Johnson
Executive Director - Galena Park ISD

Texas Class Prime Rates December 2020										
Date	Daily Rate (%)	YTD Yield (%)	7-Day Yield (%)	WAM Days to Reset	WAM Days to Final	Daily Dividend	Net Asset Value (NAV)	WAM Days to Reset	WAM Days to Final	Net Asset Value (NAV)
12/31/2020	0.1551	0.7496	0.1422	49	73	0.0000042377	1.00002922	49	73	0.0000042377
12/30/2020	0.1451	0.7513	0.1394	50	73	0.0000039645	1.00002954	50	73	0.0000039645
12/29/2020	0.1451	0.7529	0.1380	49	72	0.0000039645	1.00002851	49	72	0.0000039645
12/28/2020	0.1451	0.7546	0.1365	50	74	0.0000039645	1.00003312	50	74	0.0000039645
12/27/2020	0.1351	0.7563	0.1365	51	76	0.0000036913	1.00002468	51	76	0.0000036913
12/26/2020	0.1351	0.7580	0.1380	52	77	0.0000036913	1.00002786	52	77	0.0000036913
12/25/2020	0.1351	0.7598	0.1394	53	77	0.0000036913	1.00003164	53	77	0.0000036913
12/24/2020	0.1351	0.7615	0.1408	54	78	0.0000036913	1.00003541	54	78	0.0000036913
12/23/2020	0.1351	0.7632	0.1422	54	80	0.0000036913	1.00003638	54	80	0.0000036913
12/22/2020	0.1351	0.7650	0.1437	54	80	0.0000036913	1.00003742	54	80	0.0000036913
12/21/2020	0.1451	0.7668	0.1443	55	80	0.0000039645	1.00003742	55	80	0.0000039645
12/20/2020	0.1451	0.7685	0.1430	55	81	0.0000039645	1.00003638	55	81	0.0000039645
12/19/2020	0.1451	0.7703	0.1419	56	82	0.0000039645	1.00003072	56	82	0.0000039645
12/18/2020	0.1451	0.7721	0.1408	57	83	0.0000039645	1.00003474	57	83	0.0000039645
12/17/2020	0.1451	0.7738	0.1398	57	83	0.0000039645	1.00003876	57	83	0.0000039645
12/16/2020	0.1396	0.7756	0.1386	57	83	0.0000039645	1.00004466	57	83	0.0000039645
12/15/2020	0.1396	0.7774	0.1377	57	84	0.0000037104	1.00004974	57	84	0.0000037104
12/14/2020	0.1358	0.7793	0.1378	57	84	0.0000038135	1.00005023	57	84	0.0000038135
12/13/2020	0.1376	0.7811	0.1362	55	83	0.0000037583	1.00004102	55	83	0.0000037583
12/12/2020	0.1376	0.7830	0.1381	56	84	0.0000037583	1.00004469	56	84	0.0000037583
12/11/2020	0.1376	0.7848	0.1380	57	85	0.0000037581	1.00004897	57	85	0.0000037581
12/10/2020	0.1369	0.7867	0.1379	56	84	0.0000037956	1.00005296	56	84	0.0000037956
12/9/2020	0.1389	0.7886	0.1378	55	84	0.0000037956	1.00005220	55	84	0.0000037956
12/8/2020	0.1401	0.7905	0.1373	54	83	0.0000038278	1.00005076	54	83	0.0000038278
12/7/2020	0.1388	0.7924	0.1367	52	82	0.0000037919	1.00004904	52	82	0.0000037919
12/6/2020	0.1368	0.7943	0.1373	49	78	0.0000037381	1.00004320	49	78	0.0000037381
12/5/2020	0.1368	0.7962	0.1380	50	79	0.0000037381	1.00004700	50	79	0.0000037381
12/4/2020	0.1368	0.7982	0.1387	51	80	0.0000037383	1.00005079	51	80	0.0000037383
12/3/2020	0.1366	0.8001	0.1395	52	81	0.0000037352	1.00005648	52	81	0.0000037352
12/2/2020	0.1351	0.8021	0.1402	52	82	0.0000036913	1.00005854	52	82	0.0000036913
12/1/2020	0.1359	0.8041	0.1412	52	81	0.0000037135	1.00006003	52	81	0.0000037135

Texas Class Government Rate December 2020										
Date	Daily Rate (%)	YTD Yield (%)	7-Day Yield (%)	WAM Days to Reset	WAM Days to Final	Daily Dividend	Net Asset Value (NAV)	WAM Days to Reset	WAM Days to Final	Net Asset Value (NAV)
12/31/2020	0.0853	0.5294	0.0808	14	86	0.0000023316	1.00013187	14	86	0.0000023316
12/30/2020	0.0851	0.5319	0.0795	14	86	0.0000023251	1.00013428	14	86	0.0000023251
12/29/2020	0.0851	0.5331	0.0802	15	87	0.0000022200	1.00013277	15	87	0.0000022200
12/28/2020	0.0813	0.5344	0.0811	15	88	0.0000020841	1.00013148	15	88	0.0000020841
12/27/2020	0.0763	0.5356	0.0831	15	88	0.0000020841	1.00013203	15	88	0.0000020841
12/26/2020	0.0763	0.5369	0.0850	15	89	0.0000020841	1.00013258	15	89	0.0000020841
12/25/2020	0.0763	0.5382	0.0870	15	89	0.0000020841	1.00013313	15	89	0.0000020841
12/24/2020	0.0777	0.5395	0.0887	16	92	0.0000023962	1.00013925	16	92	0.0000023962
12/23/2020	0.0874	0.5408	0.0883	16	92	0.0000023916	1.00014043	16	92	0.0000023916
12/22/2020	0.0875	0.5420	0.0880	16	91	0.0000024593	1.00013922	16	91	0.0000024593
12/21/2020	0.0900	0.5433	0.0876	16	92	0.0000024593	1.00013987	16	92	0.0000024593
12/20/2020	0.0900	0.5446	0.0869	17	93	0.0000024597	1.00014041	17	93	0.0000024597
12/19/2020	0.0881	0.5472	0.0862	17	93	0.0000024060	1.00014003	17	93	0.0000024060
12/18/2020	0.0851	0.5485	0.0851	17	93	0.0000023251	1.00014371	17	93	0.0000023251
12/17/2020	0.0851	0.5498	0.0865	17	93	0.0000023251	1.00014514	17	93	0.0000023251
12/16/2020	0.0851	0.5511	0.0880	16	92	0.0000023251	1.00014317	16	92	0.0000023251
12/15/2020	0.0851	0.5525	0.0884	16	93	0.0000023252	1.00014217	16	93	0.0000023252
12/14/2020	0.0851	0.5538	0.0908	16	93	0.0000023250	1.00014333	16	93	0.0000023250
12/13/2020	0.0851	0.5552	0.0922	16	93	0.0000023251	1.00014729	16	93	0.0000023251
12/12/2020	0.0851	0.5565	0.0937	17	95	0.0000023250	1.00014729	17	95	0.0000023250
12/11/2020	0.0951	0.5579	0.0951	17	96	0.0000025984	1.00014952	17	96	0.0000025984
12/10/2020	0.0951	0.5593	0.0951	17	96	0.0000025984	1.00014553	17	96	0.0000025984
12/9/2020	0.0951	0.5606	0.0951	17	96	0.0000025984	1.00014785	17	96	0.0000025984
12/8/2020	0.0951	0.5620	0.0965	17	96	0.0000025985	1.00014994	17	96	0.0000025985
12/7/2020	0.0951	0.5633	0.0980	18	97	0.0000025985	1.00015058	18	97	0.0000025985
12/6/2020	0.0951	0.5647	0.0994	18	97	0.0000025984	1.00015123	18	97	0.0000025984
12/5/2020	0.0951	0.5661	0.1008	18	97	0.0000025984	1.00015099	18	97	0.0000025984
12/4/2020	0.0951	0.5675	0.1022	18	97	0.0000025984	1.00012546	18	97	0.0000025984
12/3/2020	0.0951	0.5689	0.1037	18	98	0.0000025984	1.00012435	18	98	0.0000025984