



CATHY CAMPBELL, CCT, CIO

BRAZORIA COUNTY TREASURER

111 E. Locust, Room 305 Angleton, Texas 77515-4654
979-864-1353 FAX 979-864-1680

Attached is the Monthly Treasurer's Report submitted by Cathy Campbell, Brazoria County Treasurer for the month of **JANUARY 2021**. This report is submitted in compliance with the Local Government Code Chapter 114, Chapter 2256 and Chapter 2257. This report contains:

Commissioners' Court Affidavit: 114.026 (d)
Monies received and disbursed: 114.026 (a) (1)
Pledged Securities Management Report: 2257.021
Debts due to* and owed by the county: 114.026 (a) (2)
All other proceedings in the Treasurer's office: 114.026 (a) (3)
Brazoria County general ledger fund activity: 114.026 (c)

Brazoria County Investment Portfolio for **JANUARY 2021**: 2256.023

Note: debts due to the County are reported to the Court by the collecting offices: 114.044.

"I CERTIFY THAT TO THE BEST OF MY KNOWLEDGE THE ATTACHED REPORTS ARE TRUE AND CORRECT."

A handwritten signature in blue ink that reads "Cathy Campbell".

Cathy Campbell, CCT, CIO
Brazoria County Treasurer


MINUTES OF COUNTY FINANCES
TREASURER'S MONTHLY REPORT
AFFIDAVIT
COMMISSIONERS' COURT MARCH 23, 2021

BEFORE ME, the undersigned authority, a Notary Public in and for Brazoria County, Texas, on this day personally appeared the Members of Brazoria County Commissioners' Court and who after being duly sworn upon their oaths do hereby state as follows:


The requirements of Subsection (c) of the Texas Local Government Code §114.026 have been met and that we have reviewed and examined the Monthly Report of: **CATHY CAMPBELL**, Treasurer of Brazoria County, Texas for **JANUARY 2021**.

Further, having taken reasonable steps to ensure its accuracy as presented, approve the report and enter this order into the minutes which state total cash and other assets in the custody of the County Treasurer at the time of the examination to be \$203,079,536.04.


The Treasurer's report and this affidavit will be published on the Brazoria County website.




L. M. "Matt" Sebesta, Jr.
County Judge




Donald W. "Dude" Payne
Commissioner Precinct 1



Ryan Cade
Commissioner Precinct 2




Stacy L. Adams
Commissioner Precinct 3



David R. Linder
Commissioner Precinct 4

SUBSCRIBED AND SWORN TO BEFORE ME THIS 23rd DAY OF MARCH, 2021.





Notary Public in and for Brazoria County, Texas
My Commission Expires: 2-16-2024

BRAZORIA COUNTY Bank Account Activity and Interest Report for JANUARY 2021

Account	Ending Bank Balance 12/31/2020	Deposits and Other Credits Received	Checks and Other Debits Disbursed	Ending Bank Balance 01/31/2021	MONTHLY Interest Earned	Interest Rate
FIRST NATIONAL BANK OF LAKE JACKSON						
Tax Assessor/Collector GOVPAY Acct	743,793.54	0.00	(743,793.54)	0.00	0.00	0.70
Tax Assessor/Collector Veh Inventory Prop Tax	2,287,070.91	0.00	(2,287,070.91)	0.00	0.00	0.70
Payroll	1,428,672.61	10,054,871.63	(10,048,881.52)	1,434,662.72	1,136.03	0.70
Operating	15,630,965.84	44,820,624.93	(30,921,248.78)	29,530,341.99	9,026.51	0.70
Jury Fund	277,728.00	30.00	(2,653.00)	275,105.00	185.48	0.70
Tax Assessor/Collector Boat Sales Tax *	4,394.59	0.56	(4,395.15)	0.00	0.00	0.70
County Clerk Trust Fund	6,699,337.76	1,400,904.33	(1,396,883.12)	6,703,358.97	4,322.33	0.70
District Clerk Trust Fund	17,533,805.78	164,443.12	(45,709.93)	17,652,538.97	149.42	0.70
Tax Assessor/Collector Motor Vehicle Acct	461,443.69	0.00	(461,443.69)	0.00	0.00	0.70
Tax Assessor/Collector Boat Collections	59,448.99	0.00	(59,448.99)	0.00	0.00	0.70
Tax Assessor/Collector Sales Tax Account *	571,404.68	81.26	(571,485.94)	0.00	0.00	0.70
Sheriff Barber Shop Education Training Program *	77,706.55	421.29		78,127.84	46.29	0.70
Comptroller Direct Deposit	332,286.70	12,863,086.56	(11,725,435.23)	1,469,938.03	793.91	0.70
Sheriff's Dept Narcotic Unit-Operations	7,475.14	6,000.00	(3,740.00)	9,735.14	4.42	0.70
Comm. Super & Corrections Dept. Restitution Acct	130,922.20	27,907.83	(29,285.11)	129,544.92	78.58	0.70
District Atty Check Collection Account	19,818.44	3,400.14	(1,039.40)	22,179.18	11.81	0.70
Tax Assessor/Collector Tax Account	5,770,215.77	0.00	(5,770,215.77)	0.00	0.00	0.70
Employee Benefit Trust Fund *	6,680,901.26	1,796,991.03	(1,709,409.00)	6,768,483.29	4,608.53	0.70
Investment Acct	0.00	4,021,250.00	(21,250.00)	4,000,000.00	920.96	0.70
Credit Card Account	799,503.26	563,918.72	(472,760.04)	890,661.94	626.35	0.70
E-Filing / E-Recording	268,146.85	357,120.90	(357,520.15)	267,747.60	181.77	0.70
Parks Credit Card	36,268.73	44,585.87	(39,742.03)	41,112.57	29.97	0.70
Juvenile Restitution Account	5,589.60	2,782.44	(3,591.56)	4,780.48	3.01	0.70
TouchPay Credit Card	42,678.43	84,902.65	(62,182.47)	65,398.61	37.70	0.70
Tax Assessor/Collector GOVPAY Acct	0.00	2,238,245.27	(1,061,594.27)	1,176,651.00	531.93	0.70
Tax Assessor/Collector Veh Inventory Prop Tax	0.00	2,508,287.32	(2,108,064.11)	400,223.21	1,245.29	0.70
Tax Assessor/Collector Boat Sales Tax *	0.00	76,561.82	(72,861.22)	3,700.60	2.26	0.70
Tax Assessor/Collector Motor Vehicle Acct	0.00	8,408,317.05	(6,458,607.43)	1,949,709.62	941.02	0.70
Tax Assessor/Collector Boat Collections	0.00	190,778.55	(145,549.16)	45,229.39	30.53	0.70
Tax Assessor/Collector Sales Tax Account *	0.00	5,445,924.27	(4,257,597.92)	1,188,326.35	468.41	0.70
Tax Assessor/Collector Tax Account	0.00	262,813,596.10	(211,550,568.54)	51,263,027.56	4,094.04	0.70
First National Bank of Lake Jackson Totals	59,869,579.32	76,213,323.26	(66,739,185.33)	69,343,717.25	29,476.55	
TOTAL Interest Earning Accounts EOM Balance				69,343,717.25	29,476.55	
				1,214,476.52		
				70,558,193.77		

Non-Int bearing Accts: Sheriff, County and District Clerks Cash Bonds; TCDBG-IKE; Inmate Trusts; TCEQ ; Bail Bond Sec; HMGP

This report is presented in accordance with The Texas Government Code Title 4 Sec. 114.026 (a)(1) and I certify that to the best of my knowledge the above is the true and correct cash balance remaining in the Treasurer's custody.


 Cathy Campbell, CCT, CIO
 Brazoria County Treasurer



CATHY CAMPBELL, CCT, CIO

BRAZORIA COUNTY TREASURER

111 E. Locust, Room 305 Angleton, Texas 77515-4654
979-864-1353 FAX 979-864-1680

Attached is a copy of the management report for the securities that were pledged to
Brazoria County by First National Bank of Lake Jackson for the month of
JANUARY 2021.

Note: Brazoria County no longer has funds on deposit with Wells Fargo Bank.

"I CERTIFY THAT TO THE BEST OF MY KNOWLEDGE THE ATTACHED
REPORT IS TRUE AND CORRECT."

A handwritten signature in blue ink that reads "Cathy Campbell".

Cathy Campbell, CCT, CIO
Brazoria County Treasurer

Reportfolio

First National Bank of Lake Jackson, Lake Jackson, T
 Published: 1/29/2021 3:03:35 PM

Safekkeeping

Management Report
 Pledged To: BRAZORIA COUNTY

Date: 31-Jan-21
 Page: 18
 Section V-C

Location	Code	Cusip Trans#	Description Maturity	Prerefund	Pool Coupon	Moody StdPoor	Original Face Pledged Percent	Original Face Value	Pledged Par Value	Pledged Book Value	Pledged Market Value
FHLB		3137FX3K2	FHR 5020 TE		1.000		\$3,000,000.00 100.00%	\$3,000,000.00	\$2,953,193.85	\$2,950,440.73	\$2,949,771.69
		575845202010140	9/25/2050								
FEDERAL HOME LOAN BANK AFS											
FHLB		3136BCEP1	FNR 2020-73 KQ		1.750		\$2,500,000.00 100.00%	\$2,500,000.00	\$2,462,085.93	\$2,557,027.71	\$2,537,098.55
		573944202009280	10/25/2050								
FEDERAL HOME LOAN BANK AFS											
36 CMOs - Fixed Rate											
Total Pledged 131 To: BRC BRAZORIA COUNTY								\$92,230,000.00	\$60,715,272.66	\$61,343,173.35	\$62,414,888.67
								\$332,195,624.00	\$94,701,649.30	\$95,899,918.38	\$99,247,535.40

\$0.00 Munis with Maturity Under 2 Years
 \$0.00 Munis with Maturity Over 2 Years

\$2,000,000.00 Other securities with Stated Maturity Under 2 Years
 \$92,701,649.30 Other securities with Stated Maturity Over 2 Years

** If no data is shown, then there are no pledges for the current period.



Brazoria County Bond Payments - January 2021

	<u>INTEREST</u>	<u>PRINCIPAL</u>	<u>BAB SUBSIDY</u>	<u>TOTAL</u>
Series 2012 - Certificates of Obligation	0.00	0.00	0.00	0.00
Series 2012 - Unlimited Tax Road Bonds	0.00	0.00		0.00
Series 2016 - Unlimited Tax Refunding Bonds	0.00	0.00		0.00
Series 2016 - Limited Tax Refunding Bonds	0.00	0.00		0.00
Series 2018 -Certificates of Obligation	0.00	0.00		0.00
Series 2018 - Unlimited Tax Refunding Bonds	0.00	0.00		0.00
Series 2020 -Unlimited Tax Refunding (2010B BAB) Bonds	0.00	0.00		0.00
TOTAL PAYMENTS	0.00	0.00	0.00	0.00

The following pages show the remaining bond payments to be made by Brazoria County.

This report is presented in accordance with The Texas Government Code Title 4 Sec. 114.026 (a)(2)


Cathy Campbell, CCT, CIO
Brazoria County Treasurer

BRAZORIA COUNTY, TEXAS
Series 2012 - Certificates of Obligation
Remaining Payment Schedule

FISCAL YEAR	INTEREST 1-Mar	PRINCIPAL 1-Mar	INTEREST 1-Sep	TOTAL PAYMENT
2021	477,575.00	1,350,000.00	443,825.00	2,271,400.00
2022	443,825.00	1,420,000.00	408,325.00	2,272,150.00
2023	408,325.00	1,495,000.00	370,950.00	2,274,275.00
2024	370,950.00	1,570,000.00	331,700.00	2,272,650.00
2025	331,700.00	1,650,000.00	290,450.00	2,272,150.00
2026	290,450.00	1,735,000.00	247,075.00	2,272,525.00
2027	247,075.00	1,825,000.00	201,450.00	2,273,525.00
2028	201,450.00	1,920,000.00	153,450.00	2,274,900.00
2029	153,450.00	2,000,000.00	118,450.00	2,271,900.00
2030	118,450.00	2,075,000.00	82,137.50	2,275,587.50
2031	82,137.50	2,145,000.00	44,600.00	2,271,737.50
2032	44,600.00	2,230,000.00		2,274,600.00
	3,169,987.50	21,415,000.00	2,692,412.50	27,277,400.00

Debt History:
 Date of Receipt 26-Jul-12
 Amount of Issue \$25,115,000.00
 True Int Cost 3.380%

Paying Agent:
 U.S. Bank
 ABA routing # 091000022
 St. Paul, MN 55486-2639

BRAZORIA COUNTY, TEXAS
Series 2012 - Unlimited Tax Road Bonds
Remaining Payment Schedule

FISCAL YEAR	INTEREST 1-Mar	PRINCIPAL 1-Mar	INTEREST 1-Sep	TOTAL PAYMENT
2021	95,400.00	420,000.00	89,100.00	604,500.00
2022	89,100.00	430,000.00	82,650.00	601,750.00
2023	82,650.00	445,000.00	75,975.00	603,625.00
2024	75,975.00	455,000.00	69,150.00	600,125.00
2025	69,150.00	470,000.00	62,100.00	601,250.00
2026	62,100.00	485,000.00	54,825.00	601,925.00
2027	54,825.00	500,000.00	47,012.50	601,837.50
2028	47,012.50	515,000.00	38,643.75	600,656.25
2029	38,643.75	535,000.00	29,950.00	603,593.75
2030	29,950.00	550,000.00	20,668.75	600,618.75
2031	20,668.75	570,000.00	10,693.75	601,362.50
2032	10,693.75	590,000.00		600,693.75
	676,168.75	5,965,000.00	580,768.75	7,221,937.50

Debt History:
 Date of Receipt 26-Jul-12
 Amount of Issue \$8,575,000.00
 True Int cost 3.120%

Paying Agent:
 U.S. Bank
 ABA routing # 091000022
 St. Paul, MN 55486-2639

BRAZORIA COUNTY, TEXAS
Series 2016 - Limited Tax Refunding Bonds
Remaining Payment Schedule

FISCAL YEAR	INTEREST 1-Mar	PRINCIPAL 1-Mar	INTEREST 1-Sep	TOTAL PAYMENT
2021	113,225.00	625,000.00	103,850.00	842,075.00
2022	103,850.00	905,000.00	85,750.00	1,094,600.00
2023	85,750.00	945,000.00	66,850.00	1,097,600.00
2024	66,850.00	980,000.00	47,250.00	1,094,100.00
2025	47,250.00	1,025,000.00	26,750.00	1,099,000.00
2026	26,750.00	1,070,000.00		1,096,750.00
	443,875.00	5,550,000.00	330,450.00	6,324,125.00

Debt History:
Date of Receipt 28-Jan-16
Amount of Issue \$8,125,000.00
True Int cost 2.207%

Refunding Series 2006 Certificate of Obligation

Paying Agent:
U.S. Bank
ABA routing # 091000022
St. Paul, MN 55486-2639

BRAZORIA COUNTY, TEXAS
Series 2016 - Unlimited Tax Refunding Bonds
Remaining Payment Schedule

FISCAL YEAR	INTEREST 1-Mar	PRINCIPAL 1-Mar	INTEREST 1-Sep	TOTAL PAYMENT
2021	133,100.00	505,000.00	125,525.00	763,625.00
2022	125,525.00	860,000.00	108,325.00	1,093,850.00
2023	108,325.00	900,000.00	90,325.00	1,098,650.00
2024	90,325.00	935,000.00	71,625.00	1,096,950.00
2025	71,625.00	975,000.00	52,125.00	1,098,750.00
2026	52,125.00	1,015,000.00	26,750.00	1,093,875.00
2027	26,750.00	1,070,000.00	0.00	1,096,750.00
	607,775.00	6,260,000.00	474,675.00	7,342,450.00

Debt History:
Date of Receipt 28-Jan-16
Amount of Issue \$8,425,000.00
True Int cost 2.376%

Refunding Series 2006 Unlimited Tax Road Bonds

Paying Agent:
U.S. Bank
ABA routing # 091000022
St. Paul, MN 55486-2639

BRAZORIA COUNTY
Certificates of Obligation
Series 2018
Payment Schedule

FISCAL YEAR	INTEREST 1-Mar	PRINCIPAL 1-Mar	INTEREST 1-Sep	TOTAL PAYMENT
2021	185,575.00	290,000.00	178,325.00	653,900.00
2022	178,325.00	305,000.00	170,700.00	654,025.00
2023	170,700.00	320,000.00	162,700.00	653,400.00
2024	162,700.00	335,000.00	154,325.00	652,025.00
2025	154,325.00	355,000.00	145,450.00	654,775.00
2026	145,450.00	370,000.00	136,200.00	651,650.00
2027	136,200.00	390,000.00	126,450.00	652,650.00
2028	126,450.00	410,000.00	116,200.00	652,650.00
2029	116,200.00	430,000.00	105,450.00	651,650.00
2030	105,450.00	455,000.00	94,075.00	654,525.00
2031	94,075.00	475,000.00	82,200.00	651,275.00
2032	82,200.00	500,000.00	69,700.00	651,900.00
2033	69,700.00	525,000.00	59,200.00	653,900.00
2034	59,200.00	545,000.00	48,300.00	652,500.00
2035	48,300.00	570,000.00	36,900.00	655,200.00
2036	36,900.00	590,000.00	25,100.00	652,000.00
2037	25,100.00	615,000.00	12,800.00	652,900.00
2038	12,800.00	640,000.00	0.00	652,800.00
	1,909,650.00	8,120,000.00	1,724,075.00	11,753,725.00

Debt History:
Date of Receipt August 23, 2018
Amount of Issue \$8,120,000.00
Last Maturity March 01, 2038
True Interest Cost 3.496221%

Paying Agent:
U.S. Bank
ABA routing # 091000022
St. Paul, MN 55486-2639

P:\Treas\Debt Service Bonds\2018 Cert of Obligation Debt Service Payment Schedule.xls
Prepared by Cathy Campbell, CCT, CIO Brazoria County Treasurer

BRAZORIA COUNTY
Unlimited Tax Refunding Bonds
Series 2018
Payment Schedule

FISCAL YEAR	INTEREST 1-Mar	PRINCIPAL 1-Mar	INTEREST 1-Sep	TOTAL PAYMENT
2021	92,625.00	390,000.00	82,875.00	565,500.00
2022	82,875.00	405,000.00	72,750.00	560,625.00
2023	72,750.00	425,000.00	62,125.00	559,875.00
2024	62,125.00	445,000.00	51,000.00	558,125.00
2025	51,000.00	475,000.00	39,125.00	565,125.00
2026	39,125.00	495,000.00	26,750.00	560,875.00
2027	26,750.00	520,000.00	13,750.00	560,500.00
2028	13,750.00	550,000.00		563,750.00
	441,000.00	3,705,000.00	348,375.00	4,494,375.00

Refunded Series 2008 Unlimited Tax Road Bonds

Debt History:
Date of Receipt August 23, 2018
Amount of Issue \$4,415,000.00
Last Maturity March 01, 2028
True Interest Cost 2.647974%

Paying Agent:
U.S. Bank
ABA routing # 091000022
St. Paul, MN 55486-2639

P:\Treas\Debt Service Bonds\Unlimited Tax Refunding Bonds, Series 2018 Debt Service Payment Schedule.xls
Prepared by Cathy Campbell, CCT, CIO Brazoria County Treasurer

BRAZORIA COUNTY
Unlimited Tax Road Refunding Bonds
Series 2020
Payment Schedule

FISCAL YEAR	INTEREST 1-Mar	PRINCIPAL 1-Mar	INTEREST 1-Sep	TOTAL PAYMENT
2021	246,000.00	785,000.00	226,375.00	1,257,375.00
2022	226,375.00	825,000.00	205,750.00	1,257,125.00
2023	205,750.00	860,000.00	184,250.00	1,250,000.00
2024	184,250.00	910,000.00	161,500.00	1,255,750.00
2025	161,500.00	950,000.00	137,750.00	1,249,250.00
2026	137,750.00	995,000.00	112,875.00	1,245,625.00
2027	112,875.00	1,050,000.00	86,625.00	1,249,500.00
2028	86,625.00	1,100,000.00	59,125.00	1,245,750.00
2029	59,125.00	1,155,000.00	30,250.00	1,244,375.00
2030	30,250.00	1,210,000.00		1,240,250.00
	<u>1,450,500.00</u>	<u>9,840,000.00</u>	<u>1,204,500.00</u>	<u>12,495,000.00</u>

Debt History:
Date of Receipt January 23, 2020
Amount of Issue \$9,840,000.00
Last Maturity March 01, 2030
True Interest Cost 1.720776%

Paying Agent:
U.S. Bank
ABA routing # 091000022
St. Paul, MN 55486-2639

Refunded: 2010B Unlimited Tax Rd Bonds, (Build America Bonds)

BRAZORIA COUNTY TOLL ROAD AUTHORITY
Limited Contract Tax and Subordinate Lien Toll Road Revenue Bonds
 Series 2017A
Payment Schedule

FISCAL YEAR	INTEREST 1-Mar	PRINCIPAL 1-Mar	TOTAL PAYMENT	Estimated Monthly Installment Due to US BANK
2017			284,688.00 *	284,688.00
2018	768,750.00		1,537,500.00	128,125.00
2019	768,750.00		1,537,500.00	128,125.00
2020	768,750.00		1,537,500.00	128,125.00
2021	768,750.00		1,537,500.00	128,125.00
2022	768,750.00		1,537,500.00	128,125.00
2023	768,750.00		1,537,500.00	128,125.00
2024	768,750.00		1,537,500.00	128,125.00
2025	768,750.00		1,537,500.00	128,125.00
2026	1,032,375.00		2,071,500.00	172,625.00
2027	1,302,750.00		2,605,500.00	217,125.00
2028	1,582,375.00	1,550,000.00	3,132,375.00	259,375.00
2029	1,862,000.00	1,630,000.00	3,492,000.00	291,000.00
2030	2,141,625.00	1,715,000.00	3,856,625.00	320,562.50
2031	2,421,250.00	1,800,000.00	4,221,250.00	349,125.00
2032	2,700,875.00	1,885,000.00	4,585,875.00	376,687.50
2033	2,980,500.00	1,970,000.00	4,950,500.00	403,250.00
2034	3,260,125.00	2,055,000.00	5,315,125.00	429,812.50
2035	3,539,750.00	2,140,000.00	5,679,750.00	456,375.00
2036	3,819,375.00	2,225,000.00	6,044,375.00	482,937.50
2037	4,099,000.00	2,310,000.00	6,409,000.00	509,500.00
2038	4,378,625.00	2,395,000.00	6,773,625.00	536,062.50
2039	4,658,250.00	2,480,000.00	7,138,250.00	562,625.00
2040	4,937,875.00	2,565,000.00	7,502,875.00	589,187.50
2041	5,217,500.00	2,650,000.00	7,867,500.00	615,750.00
2042	5,497,125.00	2,735,000.00	8,232,125.00	642,312.50
2043	5,776,750.00	2,820,000.00	8,596,750.00	668,875.00
2044	6,056,375.00	2,905,000.00	8,961,375.00	695,437.50
2045	6,336,000.00	2,990,000.00	9,326,000.00	721,000.00
2046	6,615,625.00	3,075,000.00	9,690,625.00	746,562.50
2047	6,895,250.00	3,160,000.00	10,055,250.00	772,125.00
2048	7,174,875.00	3,245,000.00	10,419,875.00	797,687.50
2049	7,454,500.00	3,330,000.00	10,784,500.00	823,250.00
2050	7,734,125.00	3,415,000.00	11,149,125.00	848,812.50
2051	8,013,750.00	3,500,000.00	11,513,750.00	874,375.00
2052	8,293,375.00	3,585,000.00	11,878,375.00	900,000.00
2053	8,573,000.00	3,670,000.00	12,243,000.00	925,625.00
2054	8,852,625.00	3,755,000.00	12,607,625.00	951,250.00
2055	9,132,250.00	3,840,000.00	12,972,250.00	976,875.00
2056	9,411,875.00	3,925,000.00	13,336,875.00	1,002,500.00
2057	9,691,500.00	4,010,000.00	13,701,500.00	1,028,125.00
2058	9,971,125.00	4,095,000.00	14,066,125.00	1,053,750.00
2059	10,250,750.00	4,180,000.00	14,430,750.00	1,079,375.00
2060	10,530,375.00	4,265,000.00	14,795,375.00	1,105,000.00
2061	10,809,000.00	4,350,000.00	15,159,000.00	1,130,625.00
2062	11,088,625.00	4,435,000.00	15,523,625.00	1,156,250.00
2063	11,368,250.00	4,520,000.00	15,888,250.00	1,181,875.00
2064	11,647,875.00	4,605,000.00	16,252,875.00	1,207,500.00
2065	11,927,500.00	4,690,000.00	16,617,500.00	1,233,125.00
2066	12,207,125.00	4,775,000.00	16,982,125.00	1,258,750.00
2067	12,486,750.00	4,860,000.00	17,346,750.00	1,284,375.00
2068	12,766,375.00	4,945,000.00	17,711,375.00	1,310,000.00
2069	13,046,000.00	5,030,000.00	18,076,000.00	1,335,625.00
2070	13,325,625.00	5,115,000.00	18,440,625.00	1,361,250.00
2071	13,605,250.00	5,200,000.00	18,805,250.00	1,386,875.00
2072	13,884,875.00	5,285,000.00	19,169,875.00	1,412,500.00
2073	14,164,500.00	5,370,000.00	19,534,500.00	1,438,125.00
2074	14,444,125.00	5,455,000.00	19,899,125.00	1,463,750.00
2075	14,723,750.00	5,540,000.00	20,263,750.00	1,489,375.00
2076	15,003,375.00	5,625,000.00	20,628,375.00	1,515,000.00
2077	15,283,000.00	5,710,000.00	20,993,000.00	1,540,625.00
2078	15,562,625.00	5,795,000.00	21,357,625.00	1,566,250.00
2079	15,842,250.00	5,880,000.00	21,722,250.00	1,591,875.00
2080	16,121,875.00	5,965,000.00	22,086,875.00	1,617,500.00
2081	16,401,500.00	6,050,000.00	22,451,500.00	1,643,125.00
2082	16,681,125.00	6,135,000.00	22,816,125.00	1,668,750.00
2083	16,960,750.00	6,220,000.00	23,180,750.00	1,694,375.00
2084	17,240,375.00	6,305,000.00	23,545,375.00	1,720,000.00
2085	17,519,000.00	6,390,000.00	23,910,000.00	1,745,625.00
2086	17,798,625.00	6,475,000.00	24,274,625.00	1,771,250.00
2087	18,078,250.00	6,560,000.00	24,639,250.00	1,796,875.00
2088	18,357,875.00	6,645,000.00	25,003,875.00	1,822,500.00
2089	18,637,500.00	6,730,000.00	25,368,500.00	1,848,125.00
2090	18,917,125.00	6,815,000.00	25,733,125.00	1,873,750.00
2091	19,196,750.00	6,900,000.00	26,097,750.00	1,900,000.00
2092	19,476,375.00	6,985,000.00	26,462,375.00	1,926,250.00
2093	19,756,000.00	7,070,000.00	26,827,000.00	1,952,500.00
2094	20,035,625.00	7,155,000.00	27,191,625.00	1,978,750.00
2095	20,315,250.00	7,240,000.00	27,556,250.00	2,005,000.00
2096	20,594,875.00	7,325,000.00	27,920,875.00	2,031,250.00
2097	20,874,500.00	7,410,000.00	28,285,500.00	2,057,500.00
2098	21,154,125.00	7,495,000.00	28,650,125.00	2,083,750.00
2099	21,433,750.00	7,580,000.00	29,014,750.00	2,110,000.00
2100	21,713,375.00	7,665,000.00	29,379,375.00	2,136,250.00
2101	21,993,000.00	7,750,000.00	29,744,000.00	2,162,500.00
2102	22,272,625.00	7,835,000.00	30,108,625.00	2,188,750.00
2103	22,552,250.00	7,920,000.00	30,473,250.00	2,215,000.00
2104	22,831,875.00	8,005,000.00	30,837,875.00	2,241,250.00
2105	23,111,500.00	8,090,000.00	31,202,500.00	2,267,500.00
2106	23,391,125.00	8,175,000.00	31,567,125.00	2,293,750.00
2107	23,670,750.00	8,260,000.00	31,931,750.00	2,320,000.00
2108	23,950,375.00	8,345,000.00	32,296,375.00	2,346,250.00
2109	24,230,000.00	8,430,000.00	32,661,000.00	2,372,500.00
2110	24,509,625.00	8,515,000.00	33,025,625.00	2,398,750.00
2111	24,789,250.00	8,600,000.00	33,390,250.00	2,425,000.00
2112	25,068,875.00	8,685,000.00	33,754,875.00	2,451,250.00
2113	25,348,500.00	8,770,000.00	34,119,500.00	2,477,500.00
2114	25,628,125.00	8,855,000.00	34,484,125.00	2,503,750.00
2115	25,907,750.00	8,940,000.00	34,848,750.00	2,530,000.00
2116	26,187,375.00	9,025,000.00	35,213,375.00	2,556,250.00
2117	26,467,000.00	9,110,000.00	35,578,000.00	2,582,500.00
2118	26,746,625.00	9,195,000.00	35,942,625.00	2,608,750.00
2119	27,026,250.00	9,280,000.00	36,307,250.00	2,635,000.00
2120	27,305,875.00	9,365,000.00	36,671,875.00	2,661,250.00
2121	27,585,500.00	9,450,000.00	37,036,500.00	2,687,500.00
2122	27,865,125.00	9,535,000.00	37,401,125.00	2,713,750.00
2123	28,144,750.00	9,620,000.00	37,765,750.00	2,740,000.00
2124	28,424,375.00	9,705,000.00	38,130,375.00	2,766,250.00
2125	28,704,000.00	9,790,000.00	38,495,000.00	2,792,500.00
2126	28,983,625.00	9,875,000.00	38,859,625.00	2,818,750.00
2127	29,263,250.00	9,960,000.00	39,224,250.00	2,845,000.00
2128	29,542,875.00	10,045,000.00	39,588,875.00	2,871,250.00
2129	29,822,500.00	10,130,000.00	40,000,000.00	2,897,500.00
2130	30,102,125.00	10,215,000.00	40,415,000.00	2,923,750.00
2131	30,381,750.00	10,300,000.00	40,830,000.00	2,950,000.00
2132	30,661,375.00	10,385,000.00	41,245,000.00	2,976,250.00
2133	30,941,000.00	10,470,000.00	41,660,000.00	3,002,500.00
2134	31,220,625.00	10,555,000.00	42,075,000.00	3,028,750.00
2135	31,500,250.00	10,640,000.00	42,490,000.00	3,055,000.00
2136	31,779,875.00	10,725,000.00	42,905,000.00	3,081,250.00
2137	32,059,500.00	10,810,000.00	43,320,000.00	3,107,500.00
2138	32,339,125.00	10,895,000.00	43,735,000.00	3,133,750.00
2139	32,618,750.00	10,980,000.00	44,150,000.00	3,160,000.00
2140	32,898,375.00	11,065,000.00	44,565,000.00	3,186,250.00
2141	33,178,000.00	11,150,000.00	44,980,000.00	3,212,500.00
2142	33,457,625.00	11,235,000.00	45,395,000.00	3,238,750.00
2143	33,737,250.00	11,320,000.00	45,810,000.00	3,265,000.00
2144	34,016,875.00	11,405,000.00	46,225,000.00	3,291,250.00
2145	34,296,500.00	11,490,000.00	46,640,000.00	3,317,500.00
2146	34,576,125.00	11,575,000.00	47,055,000.00	3,343,750.00
2147	34,855,750.00	11,660,000.00	47,470,000.00	3,370,000.00
2148	35,135,375.00	11,745,000.00	47,885,000.00	3,396,250.00
2149	35,415,000.00	11,830,000.00	48,300,000.00	3,422,500.00
2150	35,694,625.00	11,915,000.00	48,715,000.00	3,448,750.00
2151	35,974,250.00	12,000,000.00	49,130,000.00	3,475,000.00
2152	36,253,875.00	12,085,000.00	49,545,000.00	3,501,250.00
2153	36,533,500.00	12,170,000.00	49,960,000.00	3,527,500.00
2154	36,813,125.00	12,255,000.00	50,375,000.00	3,553,750.00
2155	37,092,750.00	12,340,000.00	50,790,000.00	3,580,000.00
2156	37,372,375.00	12,425,000.00	51,205,000.00	3,606,250.00
2157	37,652,000.00	12,510,000.00	51,620,000.00	3,632,500.00
2158	37,931,625.00	12,595,000.00	52,035,000.00	3,658,750.00
2159	38,211,250.00	12,680,000.00	52,450,000.00	3,685,000.00
2160	38,490,875.00	12,765,000.00	52,865,000.00	3,711,250.00
2161	38,770,500.00	12,850,000.00	53,280,000.00	3,737,500.00
2162	39,050,125.00	12,935,000.00	53,695,000.00	3,763,750.00
2163	39,329,750.00	13,020,000.00	54,110,000.00	3,790,000.00
2164	39,609,375.00	13,105,000.00	54,525,000.00	3,816,250.00
2165	39,889,000.00	13,1		



CATHY CAMPBELL, CCT, CIO
BRAZORIA COUNTY TREASURER

Brazoria County Treasurer's Office Proceedings for January 2021

Activity	Count	Amount
Cash receipts issued:	82	\$ 128,794,648.77
HMGP Application payments processed	0	\$ -
Treasurer Deposits processed:	59	\$ 859,913.84
Healthcare Invoices processed:	17	\$ 1,504,239.87
Retiree premium payments processed:	364	\$ 57,259.59
<65 Retiree Prepaid 401h reimbursements processed:	116	\$ 34,220.00
>65 Retiree Prepaid 401h reimbursements processed:	252	\$ 47,250.00
Wire transfers executed:	81	\$ 41,607,350.98
Toll Road Wires executed:	10	\$ 266,549.29
EFT files processed:	15	\$ 8,266,706.85
Accounts Payable checks printed and distributed:	1219	\$ 5,790,465.88
Jury checks printed and distributed:	357	\$ 4,860.00
BCCSCD checks printed and distributed:	144	\$ 46,643.09
Payroll checks printed and distributed:	71	
Payroll advices printed and distributed (est.):	700	
Stop payments issued:	19	
Positive Pay files processed:	29	
Brazo general ledger journal entries posted:	131	
Toll Road general ledger journal entries posted:	41	
Reports to State	12	
Bank Reconciliations	19	
EFT Set ups and/or changes	0	
DA Discovery payments taken-credit cards	37	
DA Discovery payments taken-checks/cash	28	

Submitted for compliance with Local Government Code Sec. 114.026 subsection (a)(3)
I certify to the best of my knowledge the above information is true and correct.


Cathy Campbell, CCT, CIO
Brazoria County Treasurer



Brazoria County General Ledger Fund Balance Activity
January 1, 2021 - January 31, 2021

998 Included

General Ledger Fund balances are of the last day of the month and may not include all journal entries and adjustments for that month.
Bank accounts have been reconciled or, are in the process of being reconciled to general ledger since this report was generated.
Submitted for compliance with Local Government Code Sec. 114.026 subsection (c)

Fund	Cash				Investments			
	Opening GL Balance	GL Debit	GL Credit	GL Ending Balance	Opening GL Balance	GL Debit	GL Credit	GL Ending Balance
10000 - General Fund	\$24,792,730.05	\$329,433,858.61	-\$288,111,378.98	\$66,115,209.68	\$104,716,103.85	\$17,496,035.36	-\$14,000,017.20	\$108,212,122.01
10100 - General Fund - Construction	\$459,487.10	\$0.00	-\$525,999.74	-\$66,512.64				
10200 - Juv Prob Fees	\$52,321.32	\$1,814.16	-\$721.37	\$53,414.11				
10300 - Unclaimed Juvenile Restitution	\$11,179.29	\$0.00	\$0.00	\$11,179.29				
10400 - Env Health-Retail Food Permits	-\$8,542.13	\$24,956.40	-\$31,203.84	-\$14,789.57				
10500 - District Clerk Contingency	\$443,514.27	\$2,539.66	-\$876.34	\$445,177.59	\$267,949.97	\$18.02	\$0.00	\$267,967.99
10600 - Fire Training Field	\$22,412.52	\$5.37	-\$667.70	\$21,750.19				
10700 - Parks Special Events	\$13,804.08	\$3.39	-\$63.84	\$13,743.63				
10710 - Parks SFA Special Projects	\$2,305.29	\$0.00	\$0.00	\$2,305.29				
10850 - CPS-Donations	\$21,153.79	\$4.92	-\$1,250.99	\$19,907.72				
10900 - CPS-Bikes & Bears	\$116.88	\$0.03	\$0.00	\$116.91				
20000 - Road and Bridge Non-Construct	\$6,051,971.06	\$9,169,422.20	-\$10,151,894.56	\$5,069,498.70	\$9,273,683.06	\$7,001,035.34	\$0.00	\$16,274,718.40
20500 - Road and Bridge Construction	\$2,060,590.84	\$34,142.48	-\$1,152,483.64	\$942,249.68				
30000 - USDA-WIC								
30100 - TDSHS Women Infants & Children	-\$233,205.56	\$72,800.02	-\$157,741.63	-\$318,147.17				
30200 - USDA-WIC Peer Counseling								
30300 - USDA-WIC Registered Diet								
30400 - USDA-WIC Lactation Reimb.								
30502 - HHS-PPCPS-CRI	-\$14,384.77	\$5,320.03	-\$10,684.58	-\$19,749.32				
30600 - HHS-RLSS-LPHS	-\$7,651.82	\$2,563.05	-\$5,122.71	-\$10,211.48				
30701 - HHS-CPS/HCID-PHEP								
30702 - HHS-CPS/UNIQUE								
30705 - HHS-PPCPS-HAZARDS	-\$41,282.37	\$16,246.55	-\$32,736.21	-\$57,772.03				
30706 - 2017 Hur Public Hlth Crisis R	\$0.00	\$0.00	-\$646.99	-\$646.99				
30707 - COVID-19 Health Grant	-\$132,987.87	\$17,735.78	-\$45,640.87	-\$160,892.96				
30710 - HHS-INFECTIOUS_DIS_CONTRL_UNIT	-\$15,663.21	\$5,945.55	-\$11,989.76	-\$21,707.42				
30800 - HHS-CPS-Title IV-E-FCM	-\$35,295.66	\$5,313.08	-\$20,922.88	-\$50,905.46				
30850 - HHS-CPS-Title IV-E Legal Svcs	-\$193,928.26	\$31,209.59	-\$117,257.73	-\$279,976.40				
30900 - HHS-TJPC-Title IV-E FosterCare								
31100 - DHS-Repetitive Flood Claims								
31300 - DHS-Buffer Zone Protection	\$13,729.21	\$0.00	\$0.00	\$13,729.21				
31500 - DHS-St Homeland Sec-UASI	-\$25,232.77	\$2,373.42	-\$54,856.92	-\$77,716.27				
31501 - DHS-St-UASI-M&A								
31600 - DHS-St Homeland Security	\$500.00	\$0.00	\$0.00	\$500.00				
32000 - HUD-FY20-Section 8 CARES	\$193,672.21	\$47.84	\$0.00	\$193,720.05				
32005 - HUD-FY05-Section 8 Housing-ADM	\$34,732.65	\$8.58	\$0.00	\$34,741.23				
32006 - HUD-FY06-Section 8 Housing-ADM	\$110,289.44	\$27.24	\$0.00	\$110,316.68				
32007 - HUD-FY07-Section 8 Housing-ADM	\$19,939.75	\$4.93	\$0.00	\$19,944.68				
32008 - HUD-FY08-Section 8 Housing-ADM	\$39,430.62	\$9.74	\$0.00	\$39,440.36				
32009 - HUD-FY09-Section 8 Housing-ADM	\$86,477.19	\$21.36	\$0.00	\$86,498.55				
32010 - HUD-FY10-Section 8 Housing-ADM	\$125,300.83	\$30.95	\$0.00	\$125,331.78				
32011 - HUD-FY11-Section 8 Housing-ADM	\$93,908.84	\$23.20	\$0.00	\$93,932.04				
32012 - HUD-FY12-Section 8 Housing-ADM	\$37,258.27	\$9.20	\$0.00	\$37,267.47				
32013 - Section8-Adm	\$502,850.26	\$124.28	\$0.00	\$502,974.54				
32019 - HUD-2019-Section 8 Housing-ADM	-\$48,694.36	\$0.00	-\$7.05	-\$48,701.41				
32020 - HUD-2020-Section 8 Housing-ADM	\$45,365.66	\$16,248.41	-\$35,352.13	\$26,261.94				
32021 - HUD-2021-Section 8 Housing-ADM	\$0.00	\$107,450.17	-\$81,956.46	\$25,493.71				
32113 - Section 8-HAP	\$197.00	\$0.00	\$0.00	\$197.00				
32119 - HUD-2019-Section 8 Housing-HAP	\$20,126.68	\$0.00	\$0.00	\$20,126.68				
32120 - HUD-2020-Section 8 Housing-HAP	-\$7,553.79	\$129.50	-\$1.83	-\$7,426.12				
32121 - HUD-2021-Section 8 Housing-HAP	\$0.00	\$650,908.49	-\$642,849.00	\$8,059.49				
32211 - HUD-CDBG-2011								
32212 - HUD-CDBG-PY2012								
32213 - CDBG	-\$20,897.51	\$27,769.98	-\$218,339.86	-\$211,467.39				
32214 - HOME	-\$2,315.96	\$52,994.64	-\$31,910.13	\$18,768.54				
32215 - ESG	-\$16,927.95	\$3,942.34	-\$52,427.29	-\$65,412.90				
32600 - HUD-Texas CDBG								
32610 - HUD-2016 Flood GLO	-\$57,583.48	\$824.23	-\$1,673.09	-\$58,432.34				
32620 - HUD-Harvey GLO	-\$3,904.38	\$97,731.79	-\$97,956.12	-\$4,128.71				
33200 - USDOJ-Crime Vict Assist-VOCA	-\$15,286.90	\$13,754.72	-\$23,664.08	-\$25,196.26				
33250 - USDOJ-CSCD-Victim Svcs Prg								
33251 - USDOJ-CSCD-VSP	-\$2,610.37	\$0.00	-\$870.12	-\$3,480.49				
33300 - USDOJ-Drug Court Program	-\$18,751.63	\$3,793.59	-\$17,162.05	-\$32,120.09				
33310 - USDOJ-DW Court Program	\$4,679.56	\$1,553.55	-\$17,554.31	-\$11,321.20				
33320 - USDOJ-Veterans Court Program	-\$4,714.23	\$845.00	-\$3,061.20	-\$6,930.43				
33330 - USDOJ-Domestic Violence Court	-\$28,062.65	\$3,755.56	-\$17,030.68	-\$41,337.77				
33410 - USDOJ-CESF Grant	-\$36,765.00	\$0.00	\$0.00	-\$36,765.00				
33420 - USDOJ-COVID-19 Mitigation	-\$94,168.00	\$0.00	-\$33,697.43	-\$127,865.43				
33500 - USDOJ-DEA-Narcotics OT Exp	\$0.03	\$0.00	-\$3,260.39	-\$3,260.36				
33510 - USDOJ-Organized Crime Drug Enf								
33900 - USDOJ-SCAAP	\$168,748.28	\$41.69	\$0.00	\$168,789.97				

Fund	Cash				Investments			
	Opening GL Balance	GL Debit	GL Credit	GL Ending Balance	Opening GL Balance	GL Debit	GL Credit	GL Ending Balance
34105 - TPW-HRCP-COL BOTTOMLAND PROJ	-\$282,087.99	\$0.00	\$0.00	-\$282,087.99				
34200 - DOI-Parks Boating Access								
34250 - DOI-Swan Lake Boat Ramp								
34400 - USDOT-CR 257 Repairs								
34600 - FEMA - Flood Disaster 2015								
34610 - FEMA - Flood Disaster 2016	\$39,613.97	\$0.00	\$0.00	\$39,613.97				
34615 - FEMA-Harvey 2017	\$557,938.30	\$0.00	-\$1,700.00	\$556,238.30				
34616 - FEMA-Hazard Mitigation Grant P	-\$272,338.99	\$2,949.33	-\$6,322.46	-\$275,712.12				
34619 - Fema - Flood Disaster 2019								
34620 - CARES-Coronavirus Relief Fund	-\$4,222,220.18	\$132,585.45	-\$853,925.62	-\$4,943,560.35				
34621 - FEMA-Laura 2020	-\$337,020.72	\$27,075.14	-\$57,653.90	-\$367,599.48				
34622 - FEMA-Beta 2020	-\$78,938.38	\$0.00	\$0.00	-\$78,938.38				
34623 - FEMA - COVID19	\$0.00	\$170,551.61	-\$335,713.43	-\$165,161.82				
34624 - FEMA Winter Storm-inc pd 2.11								
34700 - IMLS-Library Mobile Proj Rnd 2								
34710 - FCC-E-Rate Library Program								
34820 - USDC-SLP Dune Walkover								
34850 - USTREAS-Restore Act Projects	-\$396,630.07	\$0.00	-\$6,368.93	-\$402,999.00				
34851 - Emergency Rental Assistance	\$0.00	\$22,617,601.60	-\$11,308,800.80	\$11,308,800.80				
34860 - DOI-Parks - CIAP Grant								
34880 - TXDOT-SH288 Truck Weigh Statn								
34881 - TXDOT-CR58 PH II (CSJ304)	-\$103,653.28	\$0.00	-\$342,516.36	-\$446,169.64				
34882 - TXDOT-CR59 (CSJ 305)	-\$986,968.53	\$0.00	-\$94,336.23	-\$1,081,304.76				
34883 - TXDOT-CR101 Widening (CSJ303)	-\$8,942,119.21	\$0.00	-\$183,832.33	-\$9,125,951.54				
34890 - USDA NRCS Oyster Creek Ditch10								
34912 - USDOT-1212ANGLE-Wildlife								
34913 - TXDOT 1312ANGLE-APRON								
34925 - TXDOT - CARES 20CRANGLE								
35000 - TJJJ-State Aid	\$164,622.93	\$68,742.18	-\$167,799.84	\$65,565.27				
35650 - TJPC-JJAEP-Boot Camp-8/31	-\$213,932.12	\$42,976.83	-\$120,324.58	-\$291,279.87				
35800 - TJPC-JJAEP-Boot Camp-7/31								
35900 - TJJJ-Mental Health Services								
35950 - TJJJ-RDA-RegDiversionAlt-"R"	-\$27,201.88	\$0.00	-\$2,372.28	-\$29,574.16				
36000 - TCEQ-Follets Island Conserv PI								
36400 - TCEQ-Local Initiatives Prg								
36410 - Texas Veterans Treatment Crt	-\$30,659.75	\$0.00	-\$13,939.92	-\$44,599.67				
36601 - GLO-HRCP-COL BOTTOMLANDS EDUC	-\$1,383.14	\$0.00	\$0.00	-\$1,383.14				
36605 - GLO-Beach User Fees	-\$444,105.80	\$22,382.91	-\$49,884.83	-\$471,607.72				
36801 - TXDOT-CR 48 PROJECT								
37000 - OAG-VAG Grant	-\$14,831.27	\$4,805.08	-\$5,996.66	-\$16,022.85				
37100 - OAG-TEXAS VINE CONTR	-\$7,530.63	\$0.00	\$0.00	-\$7,530.63				
37200 - DFPS-CPS-Title IV-B-Concr Svc								
37300 - TDHCA-Amy Young Barrier Remova								
37400 - TDH-Immunization	-\$19,584.16	\$8,187.23	-\$16,838.60	-\$28,235.53				
37800 - OAG-Regional Juv Mental Hlth S								
37913 - TXDOT-M312ANGLE-FY13RAMP								
37914 - TXDOT-M212ANGLE-FY14RAMP								
37916 - TXDOT-M1612ANGL-FY16RAMP								
37917 - TXDOT-FY17RAMP								
37918 - TXDOT-FY18RAMP								
37919 - TXDOT-FY19RAMP								
37920 - TXDOT-FY20RAMP								
37921 - TXDOT-FY21RAMP								
37950 - TXDOT-Airport Layout-19MPANGLE								
38000 - Fire Code Inspection & Permit	-\$139,161.56	\$49,651.64	-\$85,654.96	-\$175,164.88				
38010 - Economic Development Tax Abate	\$53,390.11	\$210,065.07	\$0.00	\$263,455.18				
38020 - BC Industrial Development Corp	\$2,513.83	\$0.00	\$0.00	\$2,513.83				
38100 - Vital Statistics Fee	\$58,986.62	\$1,790.60	-\$543.00	\$60,234.22				
38110 - Records Mgmt-Co.Clk-Recording	\$1,612,946.63	\$121,141.93	-\$93,509.10	\$1,640,579.46	\$960,106.83	\$64.62	\$0.00	\$960,171.45
38120 - Records Archive-Co Clk	\$1,429,355.63	\$123,449.85	-\$64,762.63	\$1,488,042.85				
38130 - Records Mgmt-Co.Clk-Criminal	\$28,377.60	\$2,833.68	-\$1,005.48	\$30,205.80				
38200 - Civ,Crim,Prob Records Mgmt	\$234,072.92	\$861.54	-\$2,183.34	\$232,751.12	\$316,791.19	\$21.29	\$0.00	\$316,812.48
38210 - County Graffiti Eradication	\$2,744.23	\$0.68	\$0.00	\$2,744.91				
38220 - Cnty,District Court Technology	\$101,497.40	\$863.60	-\$265.29	\$102,095.71				
38230 - Record Preservation-CtyClk	\$59,736.77	\$3,899.07	-\$1,502.17	\$62,133.67				
38240 - Cnty, District Specialty Court	\$25,252.26	\$3,349.86	-\$1,184.53	\$27,417.59				
38300 - Child Abuse Prevention Fund	\$19,802.40	\$88.44	-\$9.29	\$19,881.55				
38310 - Family Protection Fund	\$15,220.79	\$3,246.81	-\$33,230.00	-\$14,762.40				
38320 - Records Management-Dist. Clk.	\$35,079.43	\$6,126.04	-\$15,006.50	\$26,198.97				
38330 - Records Archive-District Clerk	\$103,314.69	\$7,223.23	-\$6,996.24	\$103,541.68				
38340 - Record Preservation-DistClk	\$10,563.62	\$10,610.20	-\$11,752.71	\$9,421.11				
38350 - Records Technology - DC	\$18,496.98	\$2,866.79	-\$1,091.26	\$20,272.51				
38400 - Justice Crt Building Security	-\$19,555.38	\$26,426.80	-\$35,766.02	-\$28,894.60				
38410 - Justice Court Technology Fund	\$485,985.75	\$9,418.90	-\$3,366.71	\$492,037.94				
38500 - Courthouse Security	\$439,621.84	\$18,696.53	-\$7,890.82	\$450,427.55				
38600 - LEOSE	\$144,007.46	\$70.86	-\$638.83	\$143,439.49				
38710 - D A Hot Check Collection	\$9,470.17	\$105.00	-\$128.69	\$9,446.48				
38720 - D A Supplemental	\$2,939.04	\$341.15	-\$797.09	\$2,483.10				
38730 - D A Forfeiture, CCP Chapter 59	\$91,538.16	\$3,181.01	-\$1,943.19	\$92,775.98				
38810 - Voter Registration	-\$1,137.76	\$0.00	-\$508.88	-\$1,646.64				
38820 - Special Inv,Dealer Escrow-Tax	\$64,690.52	\$2,216.98	-\$655.82	\$66,251.68	\$31,297.84	\$2.08	\$0.00	\$31,299.92
38830 - Scofflaw Fees, TTC Sect 502.01	\$1,643.89	\$0.41	\$0.00	\$1,644.30				
38910 - Election Services Contract	\$80,622.53	\$180,302.55	-\$89.72	\$260,835.36				
38920 - Elections - HAVA Equip. Rental	\$353,808.63	\$87.40	\$0.00	\$353,896.03				
38930 - Elections-CARES HAVA	\$140,019.70	\$10.38	-\$98,009.46	\$42,020.62				

Fund	Cash				Investments			
	Opening GL Balance	GL Debit	GL Credit	GL Ending Balance	Opening GL Balance	GL Debit	GL Credit	GL Ending Balance
39040 - Constable Pct 4 Forfeiture	\$2,036.23	\$0.00	\$0.00	\$2,036.23				
39100 - Sheriff Contraband Forfeiture	\$391,509.92	\$95.96	-\$3,048.10	\$388,557.78				
39110 - Braz Cnty Narcotics Task Force	\$404,292.98	\$12,280.19	-\$9,748.10	\$406,825.07				
39120 - Sheriff Commissary Fund	\$451,170.10	\$115,688.91	-\$116,162.29	\$450,696.72				
39130 - Sheriff-Federal Forfeiture	\$176,069.53	\$43.33	-\$679.95	\$175,432.91				
39200 - Juvenile Case Manager Fund	\$9,640.22	\$75.02	-\$35.55	\$9,679.69				
39210 - Bond & Occupational LSF	-\$191.82	\$8,615.93	-\$13,633.98	-\$5,209.87				
39300 - Reliant Energy CARE Program	\$10,753.47	\$0.00	-\$715.21	\$10,038.26				
39310 - UnitedWay-Emergency Assistance	\$5.60	\$0.00	\$0.00	\$5.60				
39315 - Rebuild Texas Fund								
39390 - SETH-SE TX Housing Fln. Corp.								
39410 - Library-Special Projects	\$223,082.99	\$227.42	-\$179.09	\$223,131.32				
39500 - SEP-Wastewater-EnvHlth-TCEQ	-\$15,926.78	\$0.00	\$0.00	-\$15,926.78				
39600 - SEP-Parks-TCEQ								
39610 - Parks Improvements								
39615 - TPW Foundation-Grt TX Birding	\$1,165.60	\$0.00	\$0.00	\$1,165.60				
39620 - Shoreline Rest. Task Force	\$38,967.52	\$9.63	\$0.00	\$38,977.15				
39630 - 2006 GoM Energy Security Act	\$2,607,314.55	\$642.79	-\$3,700.00	\$2,604,257.34				
39700 - Lateral Road Fund								
39710 - Road & Bridge, Ch 152, Tx Code								
39720 - Special Projects								
39764 - Riverside Est Spcl Assmt	-\$199,141.94	\$200.00	\$0.00	-\$198,941.94				
39765 - Briar Meadows AmyLn Ross Rd SA	-\$191,277.98	\$1,400.00	\$0.00	-\$189,877.98				
39766 - Twin Lakes Assmt	-\$102,806.99	\$0.00	\$0.00	-\$102,806.99				
39767 - Greenhouse Rd Spec Assessment	-\$9,873.10	\$0.00	\$0.00	-\$9,873.10				
39768 - Old Coffee Plantation Sp Asses	-\$48,441.29	\$0.00	-\$10,821.69	-\$59,262.98				
39800 - Law Library	\$27,083.38	\$34,119.02	-\$39,300.61	\$21,901.79	\$217,793.47	\$14.64	\$0.00	\$217,808.11
39900 - Mosquito Control District	\$1,025,489.61	\$504,793.79	-\$192,102.86	\$1,338,180.54	\$386,458.58	\$25.98	\$0.00	\$386,484.56
40000 - 2012 Gen Oblig Rfd (2003 CO)	-\$760.92	\$0.00	\$0.00	-\$760.92				
41000 - 2016 Limited Tax Rfd (2006 CO)	\$933,688.67	\$171,889.22	\$0.00	\$1,105,577.89	\$487,902.72	\$32.88	\$0.00	\$487,935.60
42000 - 2012 Cert of Oblig-I,S	\$1,154,401.47	\$487,405.23	\$0.00	\$1,641,806.70				
42100 - 2018 Cert of Oblig-I,S	\$496,065.69	\$169,243.27	-\$130.27	\$665,178.69				
42200 - 2021 CO-Courthouse Campus I,S	\$1,227,302.33	\$614,546.06	\$0.00	\$1,841,848.39				
43000 - Tax Notes, Series 2013 I&S	\$28.28	\$0.01	\$0.00	\$28.29				
44000 - Toll Road-SH288-I&S	\$3,437,126.12	\$235,272.65	-\$233,812.40	\$3,438,586.37				
45000 - Road Bonds-Mobility-I,S	\$3,285,301.07	\$645,464.70	\$0.00	\$3,930,765.77	\$877,027.85	\$59.05	\$0.00	\$877,086.90
45100 - Mobility-BuildAmerica-I,S								
51000 - 2006 Certificate of Obligation								
52000 - 2012 Cert of Oblig,C,M	\$0.00	\$50,377.77	-\$50,377.77	\$0.00				
52100 - 2018 Cert of Oblig,C,M	-\$208,434.01	\$550,449.62	-\$51,083.37	\$290,932.24	\$4,105,332.50	\$249.66	-\$500,000.00	\$3,605,582.16
53000 - Tax Notes, Series 2013 C&M								
54000 - Toll Road-SH288-C & M	\$2,420,676.31	\$18.51	-\$348,489.11	\$2,072,205.71	\$16,076,996.10	\$1,691.26	\$0.00	\$16,078,687.36
55000 - Mobility Plan	\$614,772.38	\$151.87	\$0.00	\$614,924.25				
57000 - Hwy 6 ROW Acquisition-C,M								
57200 - Ring of Honor	\$54,199.93	\$13.39	\$0.00	\$54,213.32				
60500 - Airport Operating	-\$1,553,094.33	\$379,389.36	-\$322,009.17	-\$1,495,714.14				
61000 - BCTRA O&M SH288	\$137,746.88	\$1.51	-\$723.87	\$137,024.52				
61100 - Braz Cnty Toll Rd-Preliminary	-\$11,139.12	\$0.00	-\$2,300.00	-\$13,439.12				
64000 - BCTRA FM518 PEDC-SH288	\$498,389.72	\$0.56	\$0.00	\$498,390.28				
64100 - BCTRA Contributions-SH288								
64200 - BCTRA FM518 TXDOT-SH288	-\$438,975.69	\$65,583.86	-\$78,844.15	-\$452,235.98				
71000 - Health Care Benefits	\$6,620,693.84	\$1,743,647.52	-\$1,584,445.12	\$6,779,896.24				
72000 - Employee Health Clinic	\$59,228.44	\$51,411.16	-\$124,968.95	-\$14,329.35				
73000 - Insurance Reserve	\$487,591.69	\$36,384.89	-\$101,308.55	\$422,668.03	\$898,466.21	\$60.48	\$0.00	\$898,526.69
81000 - B Cnty Groundwatr Conserv Dist	\$1,614,849.41	\$47,166.91	-\$55,923.47	\$1,606,092.85				
81100 - Braz Cnty Toll Road Authority								
81500 - CSCD-Sub Abuse-Outpatient-DP	-\$22,936.16	\$26,519.56	-\$53,003.38	-\$49,419.98				
81600 - CSCD-TAIP Treatment Alter.	\$8,629.00	\$0.00	-\$10,965.00	-\$2,336.00				
81700 - CSCD-Mental Health Caseloads	\$17,228.22	\$10,101.83	-\$20,190.21	\$7,139.84				
81800 - CSCD-Supervision Program	\$1,351,589.58	\$537,923.94	-\$661,357.05	\$1,228,156.47				
81850 - CSCD-Evidence Based Assesment								
81900 - CSCD-Comm Corr-Op Hab Caseload	\$153,603.76	\$13,020.60	-\$26,026.95	\$140,597.41				
82000 - CSCD-Comm Corr-Life								
82100 - CSCD-Comm Corr-Sex Offender	\$43,914.30	\$10,776.51	-\$25,504.86	\$29,185.95				
82200 - CSCD-Comm Corr-Substance Abuse	-\$0.00	\$0.00	\$0.00	-\$0.00				
82300 - CSCD-Operation Habilitation DP	\$29,505.24	\$4,808.13	-\$12,684.86	\$21,628.51				
82400 - CSCD-New Caseload Reduction-DP								
82500 - CSCD-DP30 Sub Abuse Trt Pgrm	\$28,577.12	\$16,057.74	-\$44,728.82	-\$93.96				
88000 - Trust & Agency								
88200 - Brazos Mall								
88300 - SH288 @ CR 56 Overpass								
89000 - Historical Commission	\$1,466.26	\$0.36	\$0.00	\$1,466.62	\$14,425.06	\$0.94	\$0.00	\$14,426.00

BRAZORIA COUNTY
 PORTFOLIO REPORT
 January 2021

Current Date: 1/31/2021

Fund	Description	Type	CUSIP	Coupon	Settle Date	Maturity Date	Next Call Date	Par Value	Purch Price	Purch Cost	Book Value	Mkt Price	Mkt Value	Days to Mat	YTM	Interest Earned
10000	FHLMC	Agency	3134GWKS4	0.300	08/17/20	05/17/23	08/17/21	2,000,000.00	100.000	2,000,000.00	2,000,000.00	1.0007	2,001,400.00	836	0.300	
10000	FNMA	Agency	3136GAR54	0.375	08/24/20	08/24/23	08/24/21	2,000,000.00	100.000	2,000,000.00	2,000,000.00	1.0011	2,002,200.00	935	0.375	
10000	FFCB	Agency	3133EMDM1	0.270	10/20/20	10/20/23	10/20/22	2,000,000.00	100.000	2,000,000.00	2,000,000.00	1.0010	2,002,000.00	992	0.270	
Matured or Called Investments:																
10000	FHLB	Agency	3130AHV75	1.700	01/13/20	02/07/23	01/13/21	2,000,000.00	100.000	2,000,000.00	2,000,000.00					17,000.00
10000	FHLMC	Agency	3134GWEB8	0.425	07/27/20	07/27/23	01/27/21	2,000,000.00	100.000	2,000,000.00	2,000,000.00					4,250.00
997	TexPool	LGIP		0.079				69,631,374.28	100.000	69,631,374.28	69,631,374.28	100.00	69,631,374.28	1	0.079	3,955.66
998	Texas Class	LGIP		0.132				56,889,967.99	100.000	56,889,967.99	56,889,967.99	100.00	56,889,967.99	1	0.132	6,357.06
999	Depository	Cash		0.700				70,558,193.77	100.000	70,558,193.77	70,558,193.77	100.00	70,558,193.77	1	0.700	29,476.55
								207,079,536.04		207,079,536.04	203,079,536.04		203,085,136.04	28	0.317	61,039.27

This report is presented in accordance with the Texas Government Code Title 10 Section 2256.023 and complies with the Investment Strategy of Brazoria County's Investment Policy and I certify that to the best of my knowledge the above is true and correct.

Cathy Campbell

Cathy Campbell, CCF, CIO
 Brazoria County Treasurer

BRAZORIA COUNTY
Investment Data Summary
January 2021

Type Breakdown:	Book Value	Percent	Wtd Avg Mat	Wtd Avg Yield
LGIP	126,521,342.27	62.30%	1	0.103
Agency	6,000,000.00	2.95%	921	0.315
Cash	70,558,193.77	34.74%	1	0.700
	203,079,536.04	100.00%	28	0.317

Issuer Breakdown:	Book Value	Percent	Wtd Avg Mat	Wtd Avg Yield
FNMA	2,000,000.00	0.98%	935	0.375
FHLB	-	0.00%		
FHLMC	2,000,000.00	0.98%	836	0.300
-	-			
FFCB	2,000,000.00	0.98%	1023	0.270
-	-			
TexPool	69,631,374.28	34.29%	1	0.079
Texas Class	56,889,967.99	28.01%	1	0.132
Depository	70,558,193.77	34.74%	1	0.700
	203,079,536.04	100.00%	28	0.317

Fund Breakdown:	Book Value	Percent	Wtd Avg Mat	Wtd Avg Yield
10000	6,000,000.00	2.95%	921	0.315
20500	-			
997	69,631,374.28	34.29%	1	0.079
998	56,889,967.99	28.01%	1	0.132
999	70,558,193.77	34.74%	1	0.700
	203,079,536.04	100.00%	28	0.317

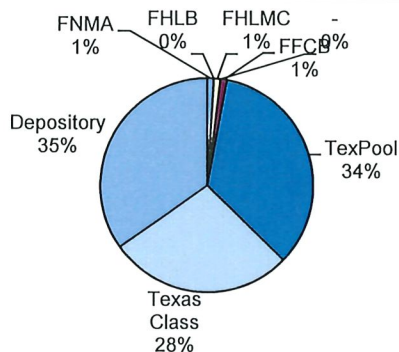
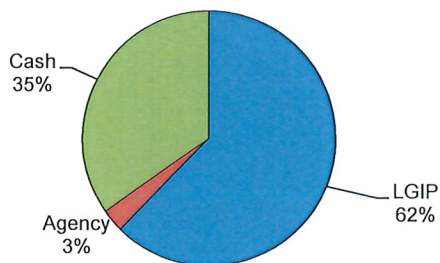
Maturity Breakdown:	Book Value	Percent
Less Than 90 Days	197,079,536.04	97.05%
90 to 180 Days	-	0.00%
181 to 365 Days	-	0.00%
More Than 365 Days	6,000,000.00	2.95%
	203,079,536.04	100.00%

BRAZORIA COUNTY
Investment Summary Report
For the Period Ending 01/31/2021

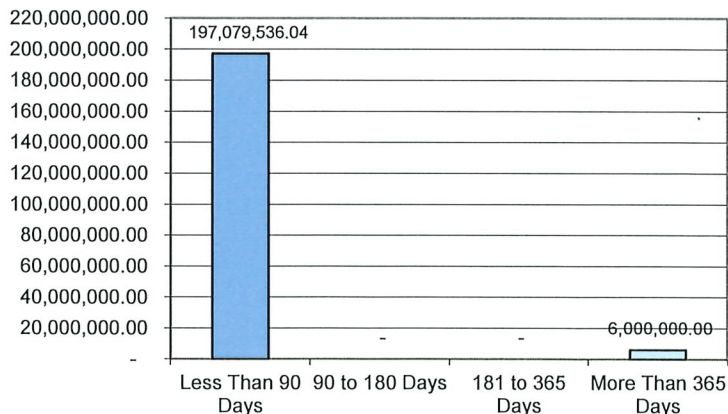

Total Portfolio Summary			
	Current Month 01/31/21	Prior Month 12/31/2020	Change From Prior
Book Value	203,079,536.04	183,594,556.13	19,484,979.91
Market Value	203,085,136.04	183,604,956.13	19,480,179.91
Market Value%	100.00%	100.01%	0.00%
Weighted Average Maturity - Days	28 days	51 days	(22)
Weighted Average Yield	0.317%	0.34%	-0.02%

Portfolio Composition by Fund			
Fund Name	1/31/2021 Book Value	Wtd Avg Yield	Wtd Avg Maturity
10000	6,000,000.00	0.315%	921
20500	-		0
997	69,631,374.28	0.079%	1
998	56,889,967.99	0.132%	1
999	70,558,193.77	0.700%	1
TOTALS:	203,079,536.04	0.317%	28 days

Portfolio Composition by Security Type	Portfolio Composition by Issuer
--	---------------------------------



Maturity Distribution



Monthly Interest Earned for Fiscal Year 2021

	Oct	Nov	Dec	1st Qtr	Jan	Feb	Mar	2nd Qtr	April	May	June	3rd Qtr	July	August	Sept	4th Qtr	Ann Earned
BANK	24,302.33	24,093.11	17,690.12	66,085.56	29,476.55			29,476.55				0.00				0.00	95,562.11
TEXPOOL	3,550.27	3,238.64	3,945.87	10,734.78	3,955.66			3,955.66				0.00				0.00	14,690.44
Texas Class	9,721.38	5,794.72	5,591.84	21,107.94	6,357.06			6,357.06				0.00				0.00	27,465.00
Agencies	0.00	0.00	0.00	0.00	21,250.00			21,250.00				0.00				0.00	21,250.00
Total Per Mo.	37,573.98	33,126.47	27,227.83	97,928.28	61,039.27	0.00	0.00	61,039.27	0.00	0.00	0.00	0.00	0.00	0.00	0.00	0.00	158,967.55

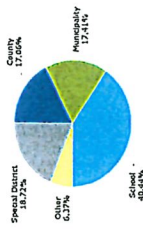
I certify that to the best of my knowledge the above is true and correct.

Cathy Campbell

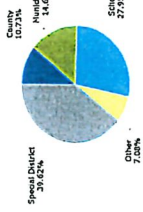
Cathy Campbell, CCT, CIO
Brazoria County Treasurer

The following information is provided in accordance with Texas State Statute 22556.0016.

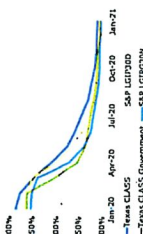
As of January 31, 2021



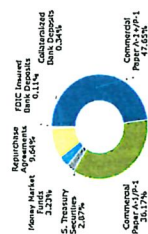
Participant Breakdown by Balance



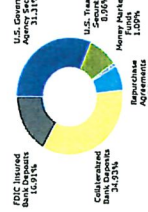
Participant Breakdown by Entity Type



Performance vs. Benchmark
 S&P 500, S&P 100, S&P 400



Texas CLASS Government Portfolio Breakdown



Texas CLASS Government Portfolio Breakdown



Weighted Average Maturity (in Days)

Texas CLASS Prior Month Comparison

Month End	Average Yield**	Month Ending Assets	Market Value	Amortized Cost	NAV	WAM (Est)**
Nov-20	0.15%	\$12,377,673,419	\$12,419,907,926	\$12,410,250,896	1.00	51
Dec-20	0.16%	\$12,812,387,428	\$12,812,033,773	\$12,811,836,794	1.00	49
Jan-21	0.15%	\$14,727,277,037	\$14,821,974,848	\$14,821,332,933	1.00	35

Average monthly yield *As of the end of the last day of the month

Texas CLASS Government Prior Month Comparison

Month End	Average Yield**	Month Ending Assets	Market Value	Amortized Cost	NAV	WAM (Est)**
Nov-20	0.12%	\$1,039,247,288	\$1,044,389,061	\$1,044,266,413	1.00	18
Dec-20	0.09%	\$1,029,709,233	\$1,039,930,477	\$1,030,816,474	1.00	14
Jan-21	0.08%	\$1,070,713,023	\$1,060,646,791	\$1,060,329,042	1.00	12

Average monthly yield *As of the end of the last day of the month

Fund Highlights as of January 31, 2021 (Unaudited)

For the month of January 2021, the Program Administrator accrued fees of \$1,095,652.97 and had average shares outstanding of 15,679,965,373.53 for Texas CLASS. For Texas CLASS Government, the Program Administrator accrued fees of \$103,993.75 and had average shares outstanding of 1,077,004,074.63. The fees for both Texas CLASS and Texas CLASS Government are accrued on a daily basis by multiplying the investment property value by the applicable fee rate, and divided by 365 or 366 days in the event of a leap year. The investment property value shall be based on the current day's shares outstanding. For weekend days and holidays, the shares outstanding for the previous business day will be utilized for the calculation of fees. The applicable fee rate is located in Exhibit F of the Eighth Amended and Restated Trust Agreement. The Program Administrator reserves the right to share fees listed in the Eighth Amended and Restated Trust Agreement. The monthly fee is the sum of all daily fee accruals for the month of November. The fees are paid monthly upon notification to the custodian bank. As of January 31, 2021, the fee for Texas CLASS was 9 basis points and the fee for Texas CLASS Government was 11 basis points.

- Both funds are rated "AAA" by Standard and Poor's Global Ratings.
- Net Asset Value for both funds from January 1 to January 31, 2021 is equal to \$1.00.
- The final maturity dates of all securities were less than one year.
- The custodian bank for Texas CLASS is Wells Fargo Bank.
- The custodian bank for Texas CLASS Government is Wells Fargo Bank.
- Total number of Participants is 846.
- There are currently no investments that have a stated maturity greater than one year.
- The portfolio managers for Texas CLASS is Neil Wood, CFA and Randy Patombs, CFA.
- All sources of payments are the underlying assets of the local government investment pool at market value.
- The Eighth Amended and Restated Trust Agreement was adopted by the Board of Trustees on April 8, 2019. You can access your copy of the Eighth Amended and Restated Trust Agreement by visiting our website at www.texasclass.com.

BOARD OF TRUSTEES

- Mr. Steve Williams, Chairman**
 Asst. City Administrator/CFO City of Conroe
- Ms. Amy Perez**
 Director of Financial Management, Harris County
- Ms. Monika Arris**
 Director of Budget & Finance, Collin County
- Mr. Mike Hagar**
 Asst. Supt. of Business & Finance, Alamo Heights ISD
- Ms. Cindy Yeatts Brown**
 Treasurer, Denton County
- Mr. Rodney Rhoades**
 Deputy Director - Admin. Services, North Texas Municipal Water Dist
- Ms. Yvonne Johnson**
 Executive Director - Galena Park ISD

Texas Class Prime Rates January 2021

Date	Daily Rate (%)	YTD Yield (%)	7-Day Yield (%)	WAM Days to Reset	WAM Days to Final	Daily Dividend	Net Asset Value (NAV)
1/31/2021	0.1251	0.1316	0.1251	55	78	0.0000034275	1.00005717
1/30/2021	0.1251	0.1318	0.1237	55	79	0.0000034275	1.00006079
1/29/2021	0.1251	0.1320	0.1222	56	79	0.0000034274	1.00006440
1/28/2021	0.1251	0.1323	0.1208	56	80	0.0000034274	1.00006520
1/27/2021	0.1251	0.1325	0.1194	55	80	0.0000034274	1.00007682
1/26/2021	0.1251	0.1328	0.1194	56	80	0.0000034274	1.00007739
1/25/2021	0.1251	0.1331	0.1195	55	78	0.0000034274	1.00007605
1/24/2021	0.1151	0.1335	0.1195	54	78	0.0000031535	1.00007447
1/23/2021	0.1151	0.1343	0.1209	55	79	0.0000031535	1.00007507
1/22/2021	0.1151	0.1351	0.1223	55	80	0.0000031533	1.00007866
1/21/2021	0.1151	0.1361	0.1238	55	80	0.0000031534	1.00007078
1/20/2021	0.1251	0.1371	0.1252	56	81	0.0000034274	1.00006777
1/19/2021	0.1251	0.1378	0.1252	56	82	0.0000034427	1.00006430
1/18/2021	0.1251	0.1384	0.1265	55	81	0.0000034274	1.00005249
1/17/2021	0.1251	0.1392	0.1280	55	82	0.0000034274	1.00005626
1/16/2021	0.1251	0.1401	0.1308	56	83	0.0000034274	1.00006003
1/15/2021	0.1251	0.1411	0.1337	57	83	0.0000034275	1.00006380
1/14/2021	0.1251	0.1422	0.1365	56	83	0.0000034274	1.00006351
1/13/2021	0.1251	0.1436	0.1394	56	79	0.0000034274	1.00006481
1/12/2021	0.1351	0.1451	0.1422	56	77	0.0000037014	1.00004226
1/11/2021	0.1351	0.1460	0.1437	55	76	0.0000037014	1.00003711
1/10/2021	0.1451	0.1471	0.1437	55	76	0.0000039752	1.00003077
1/9/2021	0.1451	0.1473	0.1451	56	77	0.0000039752	1.00003452
1/8/2021	0.1451	0.1476	0.1465	56	78	0.0000039756	1.00003826
1/7/2021	0.1451	0.1480	0.1480	56	79	0.0000039753	1.00003411
1/6/2021	0.1451	0.1484	0.1493	55	78	0.0000039753	1.00003090
1/5/2021	0.1451	0.1491	0.1491	51	74	0.0000039753	1.00003187
1/4/2021	0.1351	0.1501	0.1492	48	70	0.0000037014	1.00002706
1/3/2021	0.1551	0.1551	0.1506	47	70	0.0000042493	1.00001850
1/2/2021	0.1551	0.1551	0.1477	48	71	0.0000042493	1.00002207
1/1/2021	0.1551	0.1551	0.1448	49	72	0.0000042493	1.00002565

Texas Class Government Rates January 2021

Date	Daily Rate (%)	YTD Yield (%)	7-Day Yield (%)	WAM Days to Reset	WAM Days to Final	Daily Dividend	Net Asset Value (NAV)
1/31/2021	0.0647	0.0768	0.0654	12	75	0.0000017716	1.00010998
1/30/2021	0.0647	0.0772	0.0656	13	75	0.0000017717	1.00011048
1/29/2021	0.0647	0.0777	0.0656	13	76	0.0000017712	1.00011089
1/28/2021	0.0564	0.0781	0.0656	13	75	0.0000015442	1.00010142
1/27/2021	0.0675	0.0789	0.0683	13	74	0.0000018483	1.00010225
1/26/2021	0.0651	0.0794	0.0708	13	75	0.0000020575	1.00010404
1/25/2021	0.0651	0.0795	0.0708	13	74	0.0000017836	1.00010108
1/24/2021	0.0651	0.0801	0.0722	13	75	0.0000017836	1.00009949
1/23/2021	0.0651	0.0808	0.0737	13	75	0.0000017836	1.00009988
1/22/2021	0.0651	0.0815	0.0751	14	76	0.0000017835	1.00010025
1/21/2021	0.0751	0.0823	0.0765	13	76	0.0000020575	1.00010517
1/20/2021	0.0851	0.0826	0.0780	13	76	0.0000020575	1.00010631
1/19/2021	0.0751	0.0825	0.0780	13	77	0.0000020575	1.00010700
1/18/2021	0.0751	0.0829	0.0794	13	77	0.0000020576	1.00010788
1/17/2021	0.0751	0.0834	0.0808	13	78	0.0000020576	1.00010628
1/16/2021	0.0751	0.0839	0.0822	14	78	0.0000020576	1.00010868
1/15/2021	0.0751	0.0845	0.0837	14	79	0.0000020573	1.00010909
1/14/2021	0.0851	0.0852	0.0851	11	76	0.0000023315	1.00010927
1/13/2021	0.0851	0.0852	0.0851	11	76	0.0000023315	1.00011023
1/12/2021	0.0851	0.0852	0.0851	11	76	0.0000023315	1.00011356
1/11/2021	0.0851	0.0852	0.0852	12	78	0.0000023315	1.00011546
1/10/2021	0.0851	0.0852	0.0852	12	78	0.0000023315	1.00012164
1/9/2021	0.0851	0.0852	0.0852	12	78	0.0000023315	1.00012203
1/8/2021	0.0851	0.0852	0.0852	12	79	0.0000023316	1.00012243
1/7/2021	0.0851	0.0852	0.0852	12	79	0.0000023315	1.00012513
1/6/2021	0.0851	0.0853	0.0852	12	79	0.0000023315	1.00012663
1/5/2021	0.0902	0.0853	0.0852	13	84	0.0000024722	1.00013900
1/4/2021	0.0809	0.0840	0.0844	13	84	0.0000022161	1.00016664
1/3/2021	0.0851	0.0851	0.0845	13	85	0.0000023315	1.00013015
1/2/2021	0.0851	0.0851	0.0832	14	85	0.0000023315	1.00013073
1/1/2021	0.0851	0.0851	0.0819	14	85	0.0000023315	1.00013131



Monthly Newsletter: February 2021

ANNOUNCEMENTS

We welcome the following entities who joined TexPool in January 2021:

- Coak Water MUD
- Waco Tarrant Public Improvement District Corporation
- TexPool Prime
- Texas County WCID 10
- Waco Tarrant Public Improvement District Corporation

Upcoming Events

- Feb 15, 2021 - Feb 19, 2021, TASBO Annual Conference
- JW Marriott & Hilton, Austin
- Feb 22, 2021 - Feb 23, 2021, GTO Winter Seminar
- Virtual Conference

TexPool Advisory Board Members

- David Garcia
- Jerry Dale
- Patrick Keithcock
- David Landers
- Belinda Weaver
- Sharon Matthews
- Deborah Landersmark
- Vivian Wood

Oversen by the State of Texas Comptroller of Public Accounts Glenn Hegar. Operated under the supervision of the Texas Treasury Safeguarding Trust Company

Economic and Market Commentary: The rise of a rate

February 1, 2021

After years at the Federal Reserve, Treasury Secretary Janet Yellen will need time to get accustomed to being on the other side of the policy fence. But her comment about being open to a 50-year government bond shows she has already put on the new hat. In case you were wondering, the last time the federal government issued half-century bonds was to fund the Panama Canal. We congratulate her on being confirmed but hope she will spend more time exploring shorter-dated issuance. After, of course, she sends her signature to the Bureau of Engraving and Printing for new dollars.

Cash managers would like her to guide the Treasury Department to issue ample bills when funding the expected stimulus package to alleviate pressure on short-term yields. Her agenda also should include investigating a new security based on the Secured Overnight Financing Rate (SOFR).

Yes, SOFR, is in the news again. New York Governor Andrew Cuomo emphasized it in his 2021 state budget by proposing provisions to ease the transition from the London interbank offered rate (Libor). Tom Wipf, Chair of the Alternative Reference Rates Committee, piggybacked on this to remind everyone that the extension of the mandate

(continued page 6)

	TexPool	TexPool Prime
Current Invested Balance	\$28,137,015,626.67	\$9,837,125,408.60
Weighted Average Maturity**	36	53
Weighted Average Life**	92	63
Net Asset Value	1.00016	1.00005
Total Number of Participants	2,841	440
Management Fee on Invested Balance	0.0450%	0.0550%
Interest Distributed	\$1,772,759.28	\$949,259.88
Management Fee Collected	\$668,361.84	\$410,887.02
Standard & Poor's Current Rating	AAA/m	AAA/m
Month Averages		
Average Invested Balance	\$26,478,935,399.51	\$9,418,028,892.80
Average Monthly Rate*	0.09%	0.12%
Average Weighted Average Maturity**	37	47
Average Weighted Average Life**	95	58

*This average monthly rate for TexPool Prime for each date may reflect a volume of some portion or all of each of the management fees.
 **See page 2 for definitions.
 Past performance is no guarantee of future results.



Managed and Serviced by

Phone: 1-866-TEXPOOL (839-7665) • Fax: 1-866-839-3391 • TexPool.com
 © 2021 Federated Hermes, Inc.
 035884-24 (2/21)

FRSRT STD
 U.S. POSTAGE
 PAID
 AUSTIN, TX
 PERMIT NO. 1264

MS. CATHY CAMPBELL
 BRAZORIA COUNTY
 111 E LOCUST ST STE 305
 ANGLETON TX 77515-4677



T6 P1

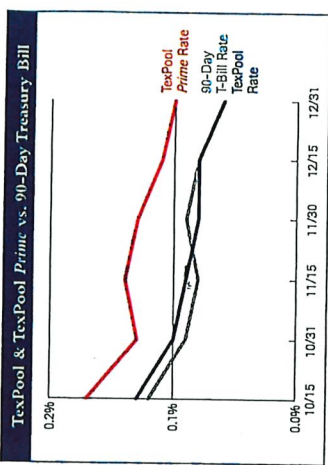


doesn't change the urgency. Most participants in the money markets have cleared this hurdle already given our maturity restrictions for floating-rate securities.

One encouraging development is the launch of the Bloomberg Short-Term Bank Yield Index (BSBY). If it gains market acceptance, it could provide a term curve for prime funds in the way SOFR eventually will for government funds. No transactions have been priced off it yet, but that could come later in 2021.

The shift in the Senate to Democrats means fiscal support will be on the table all year, although politics is complicating the passing of the \$1.9 trillion aid package. A couple trillion is a massive amount but getting the economy in gear is the real prize. When the vaccine rollout gains critical mass and people are comfortable going out, we anticipate the recovery to resume its upward path from last summer. That likely will nudge inflation up in some pockets, such as live entertainment. The expected rise in prices won't be enough incentive for the Fed to raise rates anytime soon, as it reiterated in its January policy meeting. But it could advance the timeline to 2022 rather than 2023.

Treasury yields ended the month with 1-month at 0.06%, 3-month at 0.06%, 6-month at 0.08%, and 12-month at 0.09%. The London interbank offered rate (Libor) ended the month with 1-month at 0.12%, 3-month at 0.22%, 6-month at 0.24%



90-Day Treasury Bill is a short-term debt instrument backed by the national government. These are used to collect immediate cash to meet outstanding obligations. Any private investor can invest in a Treasury bill. The 90-Day Treasury Bill is a weighted average rate of the weekly auctions of 90-Day Treasury Bills. Past performance is no guarantee of future results.

and 12-month at 0.31%. The weighted average maturity (WAM) at month-end was 37 days for TexPool and 47 days for TexPool Prime.

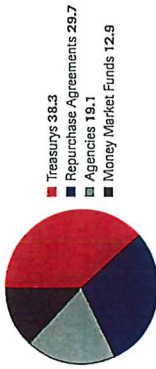
Portfolio by Maturity (%)

As of January 31, 2021



Portfolio by Type of Investment (%)

As of January 31, 2021



Portfolio Asset Summary as of January 31, 2021

	Book Value	Market Value
Uninvested Balance	-\$428.12	
Receivable for Investments Sold	0.00	0.00
Accrual of Interest Income	10,773,126.44	10,773,126.44
Interest and Management Fees Payable	-1,772,770.16	-1,772,770.16
Payable for Investments Purchased	-256,227,476.65	-256,227,476.65
Accrued Expenses & Taxes	-211,180.18	-211,180.18
Repurchase Agreements	8,410,276,406.00	8,410,276,406.00
Mutual Fund Investments	3,671,074,000.00	3,671,074,000.00
Government Securities	5,386,257,476.20	5,386,257,476.20
U.S. Treasury Bills	8,671,703,945.15	8,671,703,945.15
U.S. Treasury Notes	2,249,021,375.65	2,249,587,115.88
Total	\$28,137,015,628.67	\$28,141,440,235.55

Market value of collateral supporting the Repurchase Agreements is at least 102% of the Book Value. The portfolio is managed by Federal Investment Consulting and the assets are safe kept in a separate custodial account at State Street Bank in the name of TexPool. The only source of payment to the Participants is the assets of TexPool. There is no secondary source of payment for the pool, such as insurance or State guarantee. Should you require a copy of the portfolio, please contact TexPool Participant Services.

Participant Summary

	Number of Participants	Balance
School District	599	\$9,808,657,013.46
Higher Education	60	\$1,574,712,316.07
County	191	\$3,985,389,650.25
Healthcare	90	\$1,691,343,678.07
Utility District	839	\$3,375,515,503.44
City	482	\$7,186,893,809.68
Emergency Districts	97	\$241,145,744.55
Economic Development Districts	89	\$119,405,639.24
Other	200	\$1,853,879,993.97

**Definition of Weighted Average Maturity and Weighted Average Life

WAM is the mean average of the periods of time remaining until the securities held in TexPool (a) are scheduled to be repaid, (b) would be repaid upon a demand by TexPool, or (c) are scheduled to have their interest rate adjusted to reflect current market rates. Securities with adjustable rates payable upon demand are treated as maturing on the date of the next date of adjustment (d) and (e) if their scheduled maturity is 397 days or less and the later of the two dates set forth in (b) and (c) if their scheduled maturity is more than 397 days. The mean is weighted based on the percentage of the unamortized cost of the portfolio invested in each period.

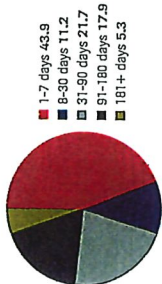
WAL is calculated in the same manner as WAM, but is based solely on the periods of time remaining until the securities held in TexPool (a) are scheduled to be repaid or (b) would be repaid upon a demand by TexPool, without reference to when interest rates of securities within TexPool are scheduled to be re-adjusted.

Daily Summary


Date	Money Mkt. Fund Equiv. (SEC-Std.)	Dividend Factor	TexPool Invested Balance	NAV	WAM Days	WAL Days
1/1	0.0845%	0.000002314	\$25,413,827,871.37	1.00018	37	101
1/2	0.0845%	0.000002314	\$25,413,827,871.37	1.00018	37	101
1/3	0.0845%	0.000002314	\$25,413,827,871.37	1.00018	37	101
1/4	0.0769%	0.000002108	\$25,905,544,174.98	1.00021	34	95
1/5	0.0873%	0.000002681	\$25,477,164,388.29	1.00017	35	97
1/6	0.0926%	0.000002538	\$25,487,511,066.22	1.00017	35	97
1/7	0.0919%	0.000002552	\$25,582,674,909.81	1.00017	37	98
1/8	0.0919%	0.000002518	\$25,657,292,881.35	1.00017	38	100
1/10	0.0919%	0.000002518	\$25,657,292,881.35	1.00017	38	100
1/11	0.0863%	0.000002364	\$25,889,624,789.28	1.00016	36	97
1/12	0.0862%	0.000002363	\$26,080,225,757.26	1.00016	37	96
1/13	0.1132%	0.000003101	\$25,940,091,632.13	1.00016	37	96
1/14	0.0820%	0.000002247	\$26,043,970,287.60	1.00016	38	97
1/15	0.0829%	0.000002272	\$26,227,258,161.19	1.00016	38	97
1/16	0.0829%	0.000002272	\$26,227,258,161.19	1.00016	38	97
1/17	0.0829%	0.000002272	\$26,227,258,161.19	1.00016	38	97
1/18	0.0829%	0.000002272	\$26,227,258,161.19	1.00016	38	97
1/19	0.0864%	0.000002366	\$26,528,934,432.13	1.00016	36	94
1/20	0.0753%	0.000002063	\$26,640,247,104.48	1.00016	38	94
1/21	0.0578%	0.000001858	\$26,892,885,462.73	1.00016	37	93
1/22	0.0707%	0.000001937	\$27,015,320,205.21	1.00016	38	93
1/23	0.0707%	0.000001937	\$27,015,320,205.21	1.00016	38	93
1/24	0.0707%	0.000001937	\$27,015,320,205.21	1.00016	38	93
1/25	0.0752%	0.000002061	\$27,432,694,400.06	1.00016	35	89
1/26	0.0686%	0.000001876	\$27,549,351,946.19	1.00016	36	90
1/27	0.0528%	0.000001720	\$27,842,912,800.37	1.00017	35	92
1/28	0.0566%	0.000001551	\$27,973,561,846.72	1.00017	34	91
1/29	0.0579%	0.000001587	\$28,137,015,628.67	1.00016	36	92
1/30	0.0579%	0.000001587	\$28,137,015,628.67	1.00016	36	92
1/31	0.0579%	0.000001587	\$28,137,015,628.67	1.00016	36	92
Average:	0.0793%	0.000002171	\$26,478,935,399.51	1.00017	37	95

TEXPOOL Prime

Portfolio by Maturity (%)
As of January 31, 2021



Portfolio by Type of Investment (%)
As of January 31, 2021



Portfolio Asset Summary as of January 31, 2021

	Book Value	Market Value
Uninvested Balance	\$703.48	\$703.48
Receivable for Investments Sold	0.00	0.00
Accrual of Interest Income	182,535.25	182,535.25
Interest and Management Fees Payable	-949,235.32	-949,235.32
Payable for Investments Purchased	-30,500,000.00	-30,500,000.00
Accrued Expenses & Taxes	-41,874.14	-41,874.14
Repurchase Agreements	1,722,576,000.00	1,722,576,000.00
Commercial Paper	6,661,751,668.65	6,662,187,614.82
Bank Instruments	0.00	0.00
Mutual Fund Investments	562,126,501.32	562,052,003.75
Government Securities	681,876,909.36	682,018,767.38
Variable Rate Notes	340,000,000.00	340,108,525.00
Total	\$9,937,125,408.60	\$9,937,645,240.22

Market value of collateral supporting the Repurchase Agreements is at least 102% of the Book Value. The portfolio is managed by Fidelity Investment. Considering and the assets are safe kept in a separate custodial account at State Street Bank in the name of TexPool Prime. The assets of TexPool Prime are the only source of payments to the Participants. There is no secondary source of payment for the pool such as insurance or State guarantee. Should you require a copy of the portfolio, please contact TexPool Participant Service.

Participant Summary

	Number of Participants	Balance
School District	127	\$3,331,248,861.75
Higher Education	19	\$672,413,916.66
County	43	\$832,643,945.74
Healthcare	18	\$504,716,592.19
Utility District	49	\$410,792,377.79
City	90	\$2,565,867,293.61
Emergency Districts	21	\$35,439,007.68
Economic Development Districts	15	\$20,663,747.46
Other	58	\$1,563,302,543.74

TEXPOOL Prime

Daily Summary

Date	Money/Mkt. Fund Equiv. (SEC Stnd)	Dividend Factor	TexPool Prime Invested Balance	NAV	WAM Days	IWAM Days
1/1	0.1320%	0.000003616	\$9,609,397,764.42	1.00003	41	54
1/2	0.1320%	0.000003616	\$9,609,397,764.42	1.00003	41	54
1/3	0.1320%	0.000003616	\$9,609,397,764.42	1.00003	41	54
1/4	0.1310%	0.000003589	\$9,601,257,295.30	1.00004	39	52
1/5	0.1365%	0.000003752	\$9,627,639,721.96	1.00004	42	54
1/6	0.1325%	0.000003630	\$9,066,094,095.60	1.00004	41	53
1/7	0.1346%	0.000003689	\$9,114,158,050.28	1.00004	43	55
1/8	0.1267%	0.000003470	\$9,242,791,898.39	1.00004	43	57
1/9	0.1267%	0.000003470	\$9,242,791,898.39	1.00004	45	57
1/10	0.1267%	0.000003470	\$9,242,791,898.39	1.00004	45	57
1/11	0.1213%	0.000003323	\$9,283,673,722.10	1.00005	44	55
1/12	0.1047%	0.000002868	\$9,317,315,943.79	1.00005	46	57
1/13	0.1186%	0.000003282	\$9,409,820,255.86	1.00005	46	58
1/14	0.1219%	0.000003340	\$9,444,944,767.11	1.00006	51	62
1/15	0.1180%	0.000003233	\$9,480,897,136.69	1.00004	50	61
1/16	0.1180%	0.000003233	\$9,480,897,136.69	1.00004	50	61
1/17	0.1180%	0.000003233	\$9,480,897,136.69	1.00004	50	61
1/18	0.1180%	0.000003233	\$9,480,897,136.69	1.00004	50	61
1/19	0.1183%	0.000003269	\$9,638,828,373.12	1.00005	47	58
1/20	0.1192%	0.000003267	\$9,560,737,137.08	1.00005	50	61
1/21	0.1146%	0.000003145	\$9,613,866,579.11	1.00005	51	62
1/22	0.1152%	0.000003156	\$9,661,984,434.11	1.00005	51	61
1/23	0.1152%	0.000003156	\$9,661,984,434.11	1.00005	51	61
1/24	0.1152%	0.000003156	\$9,661,984,434.11	1.00005	51	61
1/25	0.1133%	0.000003104	\$9,632,855,461.79	1.00006	49	59
1/26	0.1076%	0.000002949	\$10,003,338,020.36	1.00006	48	59
1/27	0.0987%	0.000002703	\$10,146,987,639.56	1.00005	47	56
1/28	0.1025%	0.000002809	\$10,009,807,550.35	1.00006	49	58
1/29	0.1082%	0.000002965	\$9,937,125,408.60	1.00005	53	63
1/30	0.1082%	0.000002965	\$9,937,125,408.60	1.00005	53	63
1/31	0.1082%	0.000002965	\$9,937,125,408.60	1.00005	53	63
Average:	0.1192%	0.000003267	\$9,418,026,892.80	1.00005	47	58