



**CERTIFIED COPY
BRAZORIA COUNTY COMMISSIONERS' COURT**

ORDER NO. 7.O.1

**RE: TREASURER'S MONTHLY REPORT AND
INVESTMENT REPORT FOR APRIL 2021**

Approve the Treasurer's Monthly Report and Monthly Investment Report for April 2021. This order and affidavit must be filed with the County Clerk. It is further requested a certified copy of this order be returned to the County Treasurer. This report will be published on the County website.

RESULT:	PASSED [UNANIMOUS]
MOVER:	David R. Linder, Commissioner
SECONDER:	Ryan Cade, Commissioner
AYES:	Judge Sebesta, Commissioner Payne, Commissioner Cade, Commissioner Adams, Commissioner Linder

STATE OF TEXAS §

COUNTY OF BRAZORIA §

I, **Joyce Hudman, Clerk County Court and Ex-Officio Clerk of the Commissioners' Court of Brazoria County, Texas**, do hereby certify that the foregoing is a true and correct copy of that certain:


ORDER NO. 7.O.1

**RE: TREASURER'S MONTHLY REPORT AND
INVESTMENT REPORT FOR APRIL 2021**

as passed by the Commissioners' Court on the 8th day of JUNE, A.D., 2021, Regular Session Term of Commissioners' Court and as the same appear(s) in the Commissioners' Court Records of Brazoria County, Texas.

**GIVEN UNDER MY HAND AND SEAL OF OFFICE, this the 9th DAY OF
JUNE, A. D., 2021.**

JOYCE HUDMAN, Clerk County Court
and Ex-Officio Member of the Commissioners'
Court of Brazoria County, Texas

By: 
T. Reynolds, Deputy





CATHY CAMPBELL, CCT, CIO

BRAZORIA COUNTY TREASURER

111 E. Locust, Room 305 Angleton, Texas 77515-4654
979-864-1353 FAX 979-864-1680

Attached is the Monthly Treasurer's Report submitted by Cathy Campbell, Brazoria County Treasurer for the month of **APRIL 2021**. This report is submitted in compliance with the Local Government Code Chapter 114, Chapter 2256 and Chapter 2257. This report contains:

Commissioners' Court Affidavit: 114.026 (d)
Monies received and disbursed: 114.026 (a) (1)
Pledged Securities Management Report: 2257.021
Debts due to* and owed by the county: 114.026 (a) (2)
All other proceedings in the Treasurer's office: 114.026 (a) (3)
Brazoria County general ledger fund activity: 114.026 (c)

Brazoria County Investment Portfolio for **APRIL 2021**: 2256.023

Note: debts due to the County are reported to the Court by the collecting offices: 114.044.

"I CERTIFY THAT TO THE BEST OF MY KNOWLEDGE THE ATTACHED REPORTS ARE TRUE AND CORRECT."

A handwritten signature in blue ink that reads "Cathy Campbell".

Cathy Campbell, CCT, CIO
Brazoria County Treasurer

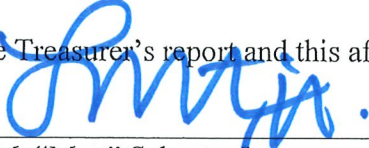
MINUTES OF COUNTY FINANCES
TREASURER'S MONTHLY REPORT
AFFIDAVIT
COMMISSIONERS' COURT JUNE 08, 2021

BEFORE ME, the undersigned authority, a Notary Public in and for Brazoria County, Texas, on this day personally appeared the Members of Brazoria County Commissioners' Court and who after being duly sworn upon their oaths do hereby state as follows:


The requirements of Subsection (c) of the Texas Local Government Code §114.026 have been met and that we have reviewed and examined the Monthly Report of: **CATHY CAMPBELL**, Treasurer of Brazoria County, Texas for **APRIL 2021**.

Further, having taken reasonable steps to ensure its accuracy as presented, approve the report and enter this order into the minutes which state total cash and other assets in the custody of the County Treasurer at the time of the examination to be \$193,599,854.74.

The Treasurer's report and this affidavit will be published on the Brazoria County website.




L. M. "Matt" Sebesta, Jr.
County Judge




Donald W. "Dude" Payne
Commissioner Precinct 1



Ryan Cade
Commissioner Precinct 2





Stacy L. Adams
Commissioner Precinct 3



David R. Linder
Commissioner Precinct 4

SUBSCRIBED AND SWORN TO BEFORE ME THIS 08th DAY OF JUNE, 2021.





Notary Public in and for Brazoria County, Texas
My Commission Expires: April 12, 2025

BRAZORIA COUNTY Bank Account Activity and Interest Report for APRIL 2021

Account	Ending Bank Balance 03/31/2021	Deposits and Other Credits Received	Checks and Other Debits Disbursed	Ending Bank Balance 04/30/2021	MONTHLY Interest Earned	Interest Rate
FIRST NATIONAL BANK OF LAKE JACKSON						
Tax Assessor/Collector GOVPAY Acct	-	0.00	0.00	0.00	0.00	0.70
Tax Assessor/Collector Veh Inventory Prop Tax	-	0.00	0.00	0.00	0.00	0.70
Payroll	2,544,784.53	8,994,571.37	(9,509,727.64)	2,029,628.26	1,404.18	0.70
Operating	15,452,945.95	16,397,831.48	(18,434,079.97)	13,416,697.46	5,882.44	0.70
Jury Fund	259,960.00	10.00	(9,190.00)	250,780.00	162.53	0.70
Tax Assessor/Collector Boat Sales Tax *	-	0.00	0.00	0.00	0.00	0.70
County Clerk Trust Fund	5,661,200.87	78,403.37	(826,111.46)	4,913,492.78	3,064.75	0.70
District Clerk Trust Fund	2,166,775.61	141,999.88	(119,803.92)	2,188,971.57	1,253.51	0.70
Tax Assessor/Collector Motor Vehicle Acct	-	0.00	0.00	0.00	0.00	0.70
Tax Assessor/Collector Boat Collections	-	0.00	0.00	0.00	0.00	0.70
Tax Assessor/Collector Sales Tax Account *	-	0.00	0.00	0.00	0.00	0.70
Sheriff Barber Shop Education Training Program *	78,805.01	65.29	(327.84)	78,542.46	45.29	0.70
Comptroller Direct Deposit	1,336,356.88	1,603,340.52	(2,585,169.29)	354,528.11	482.33	0.70
Sheriff's Dept Narcotic Unit-Operations	3,712.94	6,000.00	(3,320.00)	6,392.94	2.95	0.70
Comm. Super & Corrections Dept. Restitution Acct	188,546.79	35,684.21	(58,711.31)	165,519.69	103.05	0.70
District Atty Check Collection Account	22,514.06	5,140.63	(3,735.02)	23,919.67	12.11	0.70
Tax Assessor/Collector Tax Account	-	0.00	0.00	0.00	0.00	0.70
Employee Benefit Trust Fund *	8,687,182.22	1,117,419.58	(1,693,270.86)	8,111,330.94	5,355.15	0.70
Investment Acct	2,000,000.00	2,700.00	(2,002,700.00)	0.00	422.28	0.70
Credit Card Account	800,548.55	672,064.47	(761,463.80)	711,149.22	464.85	0.70
E-Filing / E-Recording	208,509.05	464,214.10	(438,646.30)	234,076.85	144.96	0.70
Parks Credit Card	42,274.11	74,162.18	(91,403.76)	25,032.53	23.22	0.70
Juvenile Restitution Account	3,113.64	914.56	(1,175.65)	2,852.55	1.80	0.70
TouchPay Credit Card	67,013.90	106,766.62	(124,009.00)	49,771.52	36.03	0.70
Brazoria County Receivables	-	0.00	0.00	0.00	0.01	0.70
Tax Assessor/Collector GOVPAY Acct	1,408,337.05	1,391,469.77	(1,565,180.33)	1,234,626.49	753.74	0.70
Tax Assessor/Collector Veh Inventory Prop Tax	223,356.52	531,396.96	(4,175.14)	750,578.34	297.33	0.70
Tax Assessor/Collector Boat Sales Tax *	7,601.38	80,287.47	(73,699.89)	14,188.96	6.67	0.70
Tax Assessor/Collector Motor Vehicle Acct	2,780,988.24	9,088,003.21	(8,051,431.34)	3,817,560.11	1,613.54	0.70
Tax Assessor/Collector Boat Collections	74,051.70	65,486.27	(84,803.62)	54,734.35	25.81	0.70
Tax Assessor/Collector Sales Tax Account *	671,244.12	5,014,518.53	(5,223,559.81)	462,202.84	613.69	0.70
Tax Assessor/Collector Tax Account	5,372,511.44	9,355,310.25	(10,519,131.12)	4,208,690.57	3,044.46	0.70
First National Bank of Lake Jackson Totals	50,062,334.56	55,227,760.72	(62,184,827.07)	43,105,268.20	25,216.68	
TOTAL Interest Earning Accounts EOM Balance	50,062,334.56	50,062,334.56		43,105,268.20	25,216.68	

2,126,094.75
45,231,362.95

Non-Int bearing Accts: Sheriff, County and District Clerks Cash Bonds; TCDBG-IKE; Inmate Trusts; TCEQ; Bail Bond Sec; HMGF

This report is presented in accordance with The Texas Government Code Title 4 Sec. 114.026 (a)(1) and I certify that to the best of my knowledge the above is the true and correct cash balance remaining in the Treasurer's custody.


Cathy Campbell, CFT, CIO
Brazoria County Treasurer



CATHY CAMPBELL, CCT, CIO
BRAZORIA COUNTY TREASURER

111 E. Locust, Room 305 Angleton, Texas 77515-4654
979-864-1353 FAX 979-864-1680

Attached is a copy of the management report for the securities that were pledged to
Brazoria County by First National Bank of Lake Jackson for the month of
APRIL 2021.

"I CERTIFY THAT TO THE BEST OF MY KNOWLEDGE THE ATTACHED
REPORT IS TRUE AND CORRECT."

A handwritten signature in blue ink that reads "Cathy Campbell".

Cathy Campbell, CCT, CIO
Brazoria County Treasurer

Reportfolio

First National Bank of Lake Jackson, Lake Jackson, T
 Published: 4/30/2021 12:41:15 PM

Safetkeeping

Management Report
 Pledged To: BRAZORIA COUNTY

Date: 30-Apr-21
 Page: 18

Section V-C

Code	Cusip Trans#	Description Maturity	Preretfund	Pool Coupon	Moody S&P/Poor	Original Face Pledged Percent	Original Face Value	Pledged Par Value	Pledged Book Value	Pledged Market Value
FHLB	3136BBWU2	FNR 2020-62 PA		2.000		\$2,500,000.00	\$2,500,000.00	\$2,422,021.46	\$2,512,967.34	\$2,469,548.57
	570109202008311	9/25/2050				100.00%				
FEDERAL HOME LOAN BANK AFS										
FHLB	3137FX3K2	FHR 5020 TE		1.000		\$3,000,000.00	\$3,000,000.00	\$2,907,763.08	\$2,905,133.93	\$2,813,736.49
	575645202010140	9/25/2050				100.00%				
FEDERAL HOME LOAN BANK AFS										
FHLB	3136BCEP1	FNR 2020-73 KQ		1.750		\$2,500,000.00	\$2,500,000.00	\$2,425,654.30	\$2,518,178.73	\$2,511,647.14
	573944202009280	10/25/2050				100.00%				
FEDERAL HOME LOAN BANK AFS										

36 CMOs - Fixed Rate

\$92,230,000.00 \$53,154,091.63 \$53,676,430.29 \$54,521,282.64
 \$334,195,624.00 \$85,700,226.25 \$86,779,640.02 \$88,557,890.41

Total Pledged 132 To: BRC BRAZORIA COUNTY

\$0.00 Munis with Maturity Under 2 Years \$2,017,690.18 Other securities with Stated Maturity Under 2 Years
 \$0.00 Munis with Maturity Over 2 Years \$83,682,536.07 Other securities with Stated Maturity Over 2 Years

** If no data is shown, then there are no pledges for the current period.



Brazoria County Bond Payments - April 2021

	<u>INTEREST</u>	<u>PRINCIPAL</u>	<u>BAB SUBSIDY</u>	<u>TOTAL</u>
Series 2012 - Certificates of Obligation	0.00	0.00	0.00	0.00
Series 2012 - Unlimited Tax Road Bonds	0.00	0.00		0.00
Series 2016 - Unlimited Tax Refunding Bonds	0.00	0.00		0.00
Series 2016 - Limited Tax Refunding Bonds	0.00	0.00		0.00
Series 2018 -Certificates of Obligation	0.00	0.00		0.00
Series 2018 - Unlimited Tax Refunding Bonds	0.00	0.00		0.00
Series 2020 -Unlimited Tax Refunding (2010B BAB) Bonds	0.00	0.00		0.00
TOTAL PAYMENTS	0.00	0.00	0.00	0.00

The following pages show the remaining bond payments to be made by Brazoria County.

This report is presented in accordance with The Texas Government Code Title 4 Sec. 114.026 (a)(2)


Cathy Campbell, CCT, CIO
Brazoria County Treasurer

BRAZORIA COUNTY, TEXAS
Series 2012 - Certificates of Obligation
Remaining Payment Schedule

FISCAL YEAR	INTEREST 1-Mar	PRINCIPAL 1-Mar	INTEREST 1-Sep	TOTAL PAYMENT
2021			443,825.00	443,825.00
2022	443,825.00	1,420,000.00	408,325.00	2,272,150.00
2023	408,325.00	1,495,000.00	370,950.00	2,274,275.00
2024	370,950.00	1,570,000.00	331,700.00	2,272,650.00
2025	331,700.00	1,650,000.00	290,450.00	2,272,150.00
2026	290,450.00	1,735,000.00	247,075.00	2,272,525.00
2027	247,075.00	1,825,000.00	201,450.00	2,273,525.00
2028	201,450.00	1,920,000.00	153,450.00	2,274,900.00
2029	153,450.00	2,000,000.00	118,450.00	2,271,900.00
2030	118,450.00	2,075,000.00	82,137.50	2,275,587.50
2031	82,137.50	2,145,000.00	44,600.00	2,271,737.50
2032	44,600.00	2,230,000.00		2,274,600.00
	2,692,412.50	20,065,000.00	2,692,412.50	25,449,825.00

Debt History:
Date of Receipt: 26-Jul-12
Amount of Issue: \$25,115,000.00
True Int Cost: 3.380%

Paying Agent:
U.S. Bank
ABA routing # 091000022
St. Paul, MN 55486-2639

BRAZORIA COUNTY, TEXAS
Series 2012 - Unlimited Tax Road Bonds
Remaining Payment Schedule

FISCAL YEAR	INTEREST 1-Mar	PRINCIPAL 1-Mar	INTEREST 1-Sep	TOTAL PAYMENT
2021			89,100.00	89,100.00
2022	89,100.00	430,000.00	82,650.00	601,750.00
2023	82,650.00	445,000.00	75,975.00	603,625.00
2024	75,975.00	455,000.00	69,150.00	600,125.00
2025	69,150.00	470,000.00	62,100.00	601,250.00
2026	62,100.00	485,000.00	54,825.00	601,925.00
2027	54,825.00	500,000.00	47,012.50	601,837.50
2028	47,012.50	515,000.00	38,643.75	600,656.25
2029	38,643.75	535,000.00	29,950.00	603,593.75
2030	29,950.00	550,000.00	20,668.75	600,618.75
2031	20,668.75	570,000.00	10,693.75	601,362.50
2032	10,693.75	590,000.00		600,693.75
	580,768.75	5,545,000.00	580,768.75	6,706,537.50

Debt History:
Date of Receipt: 26-Jul-12
Amount of Issue: \$8,575,000.00
True Int cost: 3.120%

Paying Agent:
U.S. Bank
ABA routing # 091000022
St. Paul, MN 55486-2639

BRAZORIA COUNTY, TEXAS
Series 2016 - Limited Tax Refunding Bonds
Remaining Payment Schedule

FISCAL YEAR	INTEREST 1-Mar	PRINCIPAL 1-Mar	INTEREST 1-Sep	TOTAL PAYMENT
2021			103,850.00	103,850.00
2022	103,860.00	905,000.00	85,750.00	1,094,600.00
2023	85,750.00	945,000.00	66,850.00	1,097,600.00
2024	66,850.00	980,000.00	47,250.00	1,094,100.00
2025	47,250.00	1,025,000.00	26,750.00	1,099,000.00
2026	26,750.00	1,070,000.00		1,096,750.00
	330,450.00	4,925,000.00	330,450.00	5,585,900.00

Debt History:
 Date of Receipt 28-Jan-16
 Amount of Issue \$8,125,000.00
 True Int cost 2.207%
Paying Agent:
 U.S. Bank
 ABA routing # 091000022
 St. Paul, MN 55486-2639

Refunding Series 2006 Certificate of Obligation

BRAZORIA COUNTY, TEXAS
Series 2016 - Unlimited Tax Refunding Bonds
Remaining Payment Schedule

FISCAL YEAR	INTEREST 1-Mar	PRINCIPAL 1-Mar	INTEREST 1-Sep	TOTAL PAYMENT
2021			125,525.00	125,525.00
2022	125,525.00	860,000.00	108,325.00	1,093,850.00
2023	108,325.00	900,000.00	90,325.00	1,098,650.00
2024	90,325.00	935,000.00	71,625.00	1,096,950.00
2025	71,625.00	975,000.00	52,125.00	1,098,750.00
2026	52,125.00	1,015,000.00	26,750.00	1,093,875.00
2027	26,750.00	1,070,000.00	0.00	1,096,750.00
	474,675.00	5,755,000.00	474,675.00	6,704,350.00

Debt History:
 Date of Receipt 28-Jan-16
 Amount of Issue \$8,425,000.00
 True Int cost 2.376%
Paying Agent:
 U.S. Bank
 ABA routing # 091000022
 St. Paul, MN 55486-2639

Refunding Series 2006 Unlimited Tax Road Bonds

BRAZORIA COUNTY
Unlimited Tax Refunding Bonds
Series 2018
Payment Schedule

FISCAL YEAR	INTEREST 1-Mar	PRINCIPAL 1-Mar	INTEREST 1-Sep	TOTAL PAYMENT
2021			82,875.00	82,875.00
2022	82,875.00	405,000.00	72,750.00	560,625.00
2023	72,750.00	425,000.00	62,125.00	559,875.00
2024	62,125.00	445,000.00	51,000.00	558,125.00
2025	51,000.00	475,000.00	38,125.00	565,125.00
2026	39,125.00	495,000.00	26,750.00	560,875.00
2027	26,750.00	520,000.00	13,750.00	560,500.00
2028	13,750.00	550,000.00		563,750.00
	348,375.00	3,315,000.00	348,375.00	4,011,750.00

Refunded Series 2008 Unlimited Tax Road Bonds

Debt History:
 Date of Receipt August 23, 2018
 Amount of Issue \$4,415,000.00
 Last Maturity March 01, 2028
 True Interest Cost 2.647974%

Paying Agent:
 U.S. Bank
 ABA routing # 081000022
 St. Paul, MN 55486-2639

P:\Treas\Debt Service Bonds\Unlimited Tax Refunding Bonds, Series 2018 Debt Service Payment Schedule.xls
 Prepared by Cathy Campbell, CCT, CIO Brazoria County Treasurer

BRAZORIA COUNTY
Certificates of Obligation
Series 2018
Payment Schedule

FISCAL YEAR	INTEREST 1-Mar	PRINCIPAL 1-Mar	INTEREST 1-Sep	TOTAL PAYMENT
2021			178,325.00	178,325.00
2022	178,325.00	305,000.00	170,700.00	654,025.00
2023	170,700.00	320,000.00	162,700.00	653,400.00
2024	162,700.00	335,000.00	154,325.00	652,025.00
2025	154,325.00	355,000.00	145,450.00	654,775.00
2026	145,450.00	370,000.00	136,200.00	651,650.00
2027	136,200.00	390,000.00	126,450.00	652,650.00
2028	126,450.00	410,000.00	116,200.00	652,650.00
2029	116,200.00	430,000.00	105,450.00	651,650.00
2030	105,450.00	455,000.00	94,075.00	654,525.00
2031	94,075.00	475,000.00	82,200.00	651,275.00
2032	82,200.00	500,000.00	69,700.00	651,900.00
2033	69,700.00	525,000.00	59,200.00	653,900.00
2034	59,200.00	545,000.00	48,300.00	652,500.00
2035	48,300.00	570,000.00	36,900.00	655,200.00
2036	36,900.00	590,000.00	25,100.00	652,000.00
2037	25,100.00	615,000.00	12,800.00	652,900.00
2038	12,800.00	640,000.00	0.00	652,800.00
	1,724,075.00	7,830,000.00	1,724,075.00	11,278,150.00

Debt History:
 Date of Receipt August 23, 2018
 Amount of Issue \$8,120,000.00
 Last Maturity March 01, 2038
 True Interest Cost 3.496221%

Paying Agent:
 U.S. Bank
 ABA routing # 091000022
 St. Paul, MN 55486-2639

P:\Treas\Debt Service Bonds\2018 Cert of Obligation Debt Service Payment Schedule.xls
 Prepared by Cathy Campbell, CCT, CIO Brazoria County Treasurer

BRAZORIA COUNTY
Unlimited Tax Road Refunding Bonds
Series 2020
Payment Schedule

FISCAL YEAR	INTEREST 1-Mar	PRINCIPAL 1-Mar	INTEREST 1-Sep	TOTAL PAYMENT
2021			226,375.00	226,375.00
2022	226,375.00	825,000.00	205,750.00	1,257,125.00
2023	205,750.00	860,000.00	184,250.00	1,250,000.00
2024	184,250.00	910,000.00	161,500.00	1,255,750.00
2025	161,500.00	950,000.00	137,750.00	1,249,250.00
2026	137,750.00	995,000.00	112,875.00	1,245,625.00
2027	112,875.00	1,050,000.00	86,625.00	1,249,500.00
2028	86,625.00	1,100,000.00	59,125.00	1,245,750.00
2029	59,125.00	1,155,000.00	30,250.00	1,244,375.00
2030	30,250.00	1,210,000.00		1,240,250.00
	1,204,500.00	9,055,000.00	1,204,500.00	11,464,000.00

Debt History:
Date of Receipt January 23, 2020
Amount of Issue \$9,840,000.00
Last Maturity March 01, 2030
True Interest Cost 1.720776%

Paying Agent:
U.S. Bank
ABA routing # 091000022
St. Paul, MN 55486-2639

Refunded: 2010B Unlimited Tax Rd Bonds, (Build America Bonds)

BRAZORIA COUNTY TOLL ROAD AUTHORITY
Limited Contract Tax and Subordinate Lien Toll Road Revenue Bonds
Series 2017A
Payment Schedule

FISCAL YEAR	INTEREST 1-Mar	PRINCIPAL 1-Mar	INTEREST 1-Sep	TOTAL PAYMENT	Estimated Monthly Installment Due to U.S. BANK
2017					
2018	768,750.00	284,688.00	284,688.00	284,688.00	284,688.00
2019	768,750.00	768,750.00	768,750.00	1,537,500.00	128,125.00
2020	768,750.00	768,750.00	768,750.00	1,537,500.00	128,125.00
2021	768,750.00	768,750.00	768,750.00	1,537,500.00	128,125.00
2022	768,750.00	768,750.00	768,750.00	1,537,500.00	128,125.00
2023	768,750.00	768,750.00	768,750.00	1,537,500.00	128,125.00
2024	768,750.00	768,750.00	768,750.00	1,537,500.00	128,125.00
2025	1,035,750.00	1,035,750.00	1,035,750.00	2,071,500.00	172,625.00
2026	1,302,750.00	1,302,750.00	1,302,750.00	2,605,500.00	217,125.00
2027	1,302,750.00	1,302,750.00	1,302,750.00	2,605,500.00	217,125.00
2028	1,263,375.00	1,263,375.00	1,263,375.00	2,526,750.00	211,375.00
2029	1,243,925.00	1,243,925.00	1,243,925.00	2,487,850.00	207,325.00
2030	1,201,812.50	1,201,812.50	1,201,812.50	2,403,625.00	200,300.00
2031	1,157,875.00	1,157,875.00	1,157,875.00	2,315,750.00	193,975.00
2032	1,111,750.00	1,111,750.00	1,111,750.00	2,223,500.00	187,125.00
2033	1,063,312.50	1,063,312.50	1,063,312.50	2,127,625.00	180,562.50
2034	1,012,437.50	1,012,437.50	1,012,437.50	2,028,875.00	173,237.50
2035	959,000.00	959,000.00	959,000.00	1,925,000.00	165,416.67
2036	902,812.50	902,812.50	902,812.50	1,810,625.00	157,083.33
2037	1,191,212.50	1,191,212.50	1,191,212.50	2,382,425.00	198,535.42
2038	1,151,646.50	1,151,646.50	1,151,646.50	2,303,293.00	191,948.58
2039	1,110,593.00	1,110,593.00	1,110,593.00	2,221,186.00	185,096.83
2040	1,068,550.00	1,068,550.00	1,068,550.00	2,137,100.00	177,916.67
2041	1,024,106.50	1,024,106.50	1,024,106.50	2,050,213.00	170,851.08
2042	977,659.50	977,659.50	977,659.50	1,960,319.00	163,366.58
2043	929,739.00	929,739.00	929,739.00	1,867,478.00	155,623.17
2044	879,615.50	879,615.50	879,615.50	1,771,231.00	147,602.58
2045	827,359.00	827,359.00	827,359.00	1,673,718.00	139,319.83
2046	773,200.00	773,200.00	773,200.00	1,573,400.00	130,283.33
2047	717,200.00	717,200.00	717,200.00	1,470,400.00	120,500.00
2048	659,400.00	659,400.00	659,400.00	1,364,800.00	110,400.00
2049	84,500.00	4,225,000.00	125,500.00	4,309,500.00	718,250.00
2050	28,574,693.50	55,936,314.00	28,885,091.50	111,396,099.00	718,250.00

Debt History: 25-Jun-17
 Date of Receipt: \$53,838,313.00
 Amount of Issue

Paying Agent:
 U.S. Bank
 ABA routing # 081000022
 St. Paul, MN 55486-2639
 BRAZORI17CIB

Brazoria County Toll Road Authority Limited Contract Tax and Subordinate Lien
 Toll Road Revenue Bonds, Series 2017A CIB

*In due from closing to Sept 2017 debt payment, then monthly installments to US Bank thereafter begin Sept 2017
 Int. calculations include compounded interest from Series 2017A Convertible CABS.

Prepared by Cathy Campbell, CCT, CIO Brazoria County Treasurer

BRAZORIA COUNTY TOLL ROAD AUTHORITY
Limited Contract Tax and Subordinate Lien Toll Road Revenue Refunding Bonds
Series 2020
Payment Schedule

FISCAL YEAR	INTEREST 1-Mar	PRINCIPAL 1-Mar	INTEREST 1-Sep	TOTAL PAYMENT	Estimated Monthly Installment Due to U.S. BANK
2020					
2021	624,625.00	662,797.00	662,797.00	662,797.00	110,466.17
2022	624,625.00	624,625.00	624,625.00	1,249,250.00	104,104.17
2023	624,625.00	624,625.00	624,625.00	1,249,250.00	104,104.17
2024	624,625.00	624,625.00	624,625.00	1,249,250.00	104,104.17
2025	624,625.00	624,625.00	624,625.00	1,249,250.00	104,104.17
2026	610,875.00	610,875.00	610,875.00	1,249,250.00	104,104.17
2027	596,375.00	596,375.00	596,375.00	1,187,500.00	148,791.87
2028	581,125.00	610,000.00	581,125.00	1,187,500.00	148,937.50
2029	565,125.00	640,000.00	565,125.00	1,187,500.00	148,937.50
2030	548,250.00	675,000.00	548,250.00	1,187,500.00	148,937.50
2031	530,500.00	710,000.00	530,500.00	1,187,500.00	148,937.50
2032	511,875.00	745,000.00	511,875.00	1,187,500.00	148,937.50
2033	492,250.00	785,000.00	492,250.00	1,187,500.00	148,937.50
2034	471,625.00	825,000.00	471,625.00	1,187,500.00	148,937.50
2035	450,000.00	865,000.00	450,000.00	1,187,500.00	148,937.50
2036	427,250.00	910,000.00	427,250.00	1,187,500.00	148,937.50
2037	403,375.00	955,000.00	403,375.00	1,187,500.00	148,937.50
2038	378,250.00	1,005,000.00	378,250.00	1,187,500.00	148,937.50
2039	351,750.00	1,060,000.00	351,750.00	1,187,500.00	148,937.50
2040	324,000.00	1,110,000.00	324,000.00	1,187,500.00	148,937.50
2041	294,500.00	1,170,000.00	294,500.00	1,187,500.00	148,937.50
2042	264,000.00	1,230,000.00	264,000.00	1,187,500.00	148,937.50
2043	231,750.00	1,290,000.00	231,750.00	1,187,500.00	148,937.50
2044	197,500.00	1,360,000.00	197,500.00	1,187,500.00	148,937.50
2045	162,000.00	1,430,000.00	162,000.00	1,187,500.00	148,937.50
2046	124,500.00	1,500,000.00	124,500.00	1,187,500.00	148,937.50
2047	85,125.00	1,575,000.00	85,125.00	1,187,500.00	148,937.50
2048	43,625.00	1,660,000.00	43,625.00	1,187,500.00	148,937.50
2049	12,393,975.00	1,745,000.00	43,625.00	1,788,625.00	288,104.17
2050	12,393,975.00	24,985,000.00	12,432,047.00	49,810,922.00	288,104.17

Debt History: 2-Feb-20
 Date of Receipt: \$24,985,000.00
 Amount of Issue

Paying Agent:
 U.S. Bank
 ABA routing # 091000022
 St. Paul, MN 55486-2639

Refunded: Brazoria County Toll Road Authority Limited Contract Tax and Subordinate Lien
 Toll Road Revenue Bonds, Series 2017B BANS

Prepared by Cathy Campbell, CCT, CIO Brazoria County Treasurer



CATHY CAMPBELL, CCT, CIO
BRAZORIA COUNTY TREASURER

Brazoria County Treasurer's Office Proceedings for April 2021

Activity	Count		Amount
Cash receipts issued:	33	\$	976,293.87
HMGP Application payments processed	6	\$	-
Treasurer Deposits processed:	59	\$	373,930.30
Healthcare Invoices processed:	15	\$	2,069,655.61
Retiree premium payments processed:	361	\$	54,427.09
<65 Retiree Prepaid 401h reimbursements processed:	118	\$	34,810.00
>65 Retiree Prepaid 401h reimbursements processed:	258	\$	48,600.00
Wire transfers executed:	78	\$	14,181,793.27
Toll Road Wires executed:	8	\$	397,989.00
EFT files processed:	16	\$	8,155,417.48
Accounts Payable checks printed and distributed:	1282	\$	7,307,684.82
Jury checks printed and distributed:	1039	\$	16,330.00
BCCSCD checks printed and distributed:	169	\$	69,801.53
Payroll checks printed and distributed:	55	\$	96,990.55
Payroll advices printed and distributed (est.):	700		
Stop payments issued:	81	\$	40,979.51
Positive Pay files processed:	21		
Brazo general ledger journal entries posted:	143		
Toll Road general ledger journal entries posted:	37		
Reports to State	12		
Bank Reconciliations	19		
EFT Set ups and/or changes	5		

Submitted for compliance with Local Government Code Sec. 114.026 subsection (a)(3)

I certify to the best of my knowledge the above information is true and correct.

A handwritten signature in blue ink that reads "Cathy Campbell".

Cathy Campbell, CCT, CIO
Brazoria County Treasurer



Brazoria County General Ledger Fund Balance Activity
April 1, 2021 - April 30, 2021

General Ledger Fund balances are of the last day of the month and may not include all journal entries and adjustments for that month.
 Bank accounts have been reconciled or, are in the process of being reconciled to general ledger since this report was generated.
 Submitted for compliance with Local Government Code Sec. 114.026 subsection (c)

Fund	Cash				Investments			
	Opening GL Balance	GL Debit	GL Credit	GL Ending Balance	Opening GL Balance	GL Debit	GL Credit	GL Ending Balance
10000 - General Fund	\$20,204,793.61	\$50,933,820.95	-\$55,112,108.47	\$16,026,506.09	\$118,815,348.07	\$4,240,161.18	-\$6,000,000.00	\$117,055,509.25
10100 - General Fund - Construction	\$459,487.10	\$0.00	-\$638,140.23	-\$178,653.13				
10200 - Juv Prob Fees	\$56,252.70	\$2,944.24	-\$1,376.19	\$57,820.75				
10300 - Unclaimed Juvenile Restitution	\$11,179.29	\$0.00	\$0.00	\$11,179.29				
10400 - Env Health-Retail Food Permits	-\$24,165.45	\$22,241.80	-\$29,766.86	-\$31,690.51				
10500 - District Clerk Contingency	\$448,184.22	\$3,285.37	-\$1,504.07	\$449,965.52	\$267,981.12	\$3.01	\$0.00	\$267,984.13
10600 - Fire Training Field	\$16,878.34	\$5.18	-\$431.23	\$16,452.29				
10700 - Parks Special Events	\$13,746.99	\$424.43	-\$100.00	\$14,071.42				
10710 - Parks SFA Special Projects	\$2,305.29	\$0.00	\$0.00	\$2,305.29				
10850 - CPS-Donations	\$20,145.59	\$1,700.34	\$0.00	\$21,845.93				
10900 - CPS-Bikes & Bears	\$116.94	\$0.00	\$0.00	\$116.94				
20000 - Road and Bridge Non-Construct	\$2,692,621.04	\$2,485,643.67	-\$3,168,231.36	\$2,010,033.35	\$23,277,599.60	\$1,126.36	\$0.00	\$23,278,725.96
20500 - Road and Bridge Construction	\$26,086.55	\$82,005.98	-\$1,506,377.29	-\$1,398,284.76				
30000 - USDA-WIC								
30100 - HHSC Women Infants & Children	-\$253,526.13	\$459,262.25	-\$373,000.04	-\$167,263.92				
30200 - USDA-WIC Peer Counseling								
30300 - USDA-WIC Registered Diet								
30400 - USDA-WIC Lactation Reimb.								
30502 - HHS-PPCPS-CRI	-\$13,274.31	\$27,907.61	-\$23,526.77	-\$8,893.47				
30600 - HHS-RLSS-LPHS	-\$7,241.60	\$13,580.77	-\$11,926.43	-\$5,587.26				
30701 - HHS-CPS/HCID-PHEP								
30702 - HHS-CPS/UNIQUE								
30705 - HHS-PPCPS-HAZARDS	-\$41,509.00	\$83,475.59	-\$68,017.07	-\$26,050.48				
30706 - 2017 Hur Public Hlth Crisis R	-\$8,014.97	\$0.00	\$0.00	-\$8,014.97				
30707 - COVID-19 Health Grant	-\$128,336.22	\$88,751.46	-\$59,182.42	-\$98,767.18				
30708 - COVID19-2 Health Grant	\$0.00	\$2,284.31	-\$4,198.24	-\$1,913.93				
30710 - HHS-INFECTIOUS_DIS_CONTRL_UNIT	-\$22,626.46	\$43,991.83	-\$31,437.86	-\$10,072.49				
30800 - HHS-CPS-Title IV-E-FCM	-\$62,365.60	\$22,887.52	-\$13,698.67	-\$53,176.76				
30850 - HHS-CPS-Title IV-E Legal Svcs	-\$518,928.98	\$111,624.58	-\$145,385.18	-\$552,689.58				
30900 - HHS-TJPC-Title IV-E FosterCare								
31100 - DHS-Repetitive Flood Claims								
31300 - DHS-Buffer Zone Protection	\$13,729.21	\$0.00	\$0.00	\$13,729.21				
31500 - DHS-St Homeland Sec-UASI	-\$120,646.21	\$166,208.04	-\$83,402.00	-\$37,840.17				
31501 - DHS-St-UASI-M&A	-\$1,566.53	\$1,927.03	-\$1,675.90	-\$1,315.40				
31600 - DHS-St Homeland Security	\$500.00	\$0.00	\$0.00	\$500.00				
32000 - HUD-FY20-Section 8 CARES	\$168,767.73	\$53.15	\$0.00	\$168,820.88				
32005 - HUD-FY05-Section 8 Housing-ADM	\$34,749.70	\$0.01	-\$34,720.86	\$28.85				
32006 - HUD-FY06-Section 8 Housing-ADM	\$110,343.60	\$32.92	-\$5,800.39	\$104,576.13				
32007 - HUD-FY07-Section 8 Housing-ADM	\$19,949.55	\$6.28	\$0.00	\$19,955.83				
32008 - HUD-FY08-Section 8 Housing-ADM	\$39,449.98	\$12.42	\$0.00	\$39,462.40				
32009 - HUD-FY09-Section 8 Housing-ADM	\$86,519.66	\$27.25	\$0.00	\$86,546.91				
32010 - HUD-FY10-Section 8 Housing-ADM	\$125,362.35	\$39.48	\$0.00	\$125,401.83				
32011 - HUD-FY11-Section 8 Housing-ADM	\$93,954.96	\$29.59	\$0.00	\$93,984.55				
32012 - HUD-FY12-Section 8 Housing-ADM	\$37,276.56	\$11.74	\$0.00	\$37,288.30				
32013 - Section8-Adm	\$503,097.31	\$158.52	\$0.00	\$503,255.83				
32019 - HUD-2019-Section 8 Housing-ADM	-\$48,708.37	\$0.00	-\$8.99	-\$48,717.36				
32020 - HUD-2020-Section 8 Housing-ADM	\$22,901.88	\$72.73	\$0.00	\$22,974.61				
32021 - HUD-2021-Section 8 Housing-ADM	\$36,600.65	\$143,493.42	-\$139,963.59	\$40,130.48				
32113 - Section 8-HAP	\$197.00	\$0.00	\$0.00	\$197.00				
32119 - HUD-2019-Section 8 Housing-HAP	\$20,126.68	\$0.00	\$0.00	\$20,126.68				
32120 - HUD-2020-Section 8 Housing-HAP	-\$7,298.91	\$65.50	-\$2.28	-\$7,233.69				
32121 - HUD-2021-Section 8 Housing-HAP	\$9,855.35	\$651,814.97	-\$636,360.00	\$25,310.32				
32211 - HUD-CDBG-2011								
32212 - HUD-CDBG-PY2012								
32213 - CDBG	-\$176,407.89	\$485,242.79	-\$367,652.63	-\$58,817.73				
32214 - HOME	-\$148,237.76	\$320,279.44	-\$200,061.88	-\$28,020.20				
32215 - ESG	-\$36,705.51	\$127,796.20	-\$98,632.79	-\$7,542.10				
32600 - HUD-Texas CDBG								
32610 - HUD-2016 Flood GLO	-\$63,015.31	\$1,845.77	-\$3,934.68	-\$65,104.22				
32620 - HUD-Harvey GLO	-\$5,091.88	\$510.72	-\$1,273.04	-\$5,854.20				
33200 - USDOJ-Crime Vict Assist-VOCA	-\$18,431.40	\$35,381.15	-\$34,924.13	-\$17,974.38				
33250 - USDOJ-CSCD-Victim Svcs Prg								
33251 - USDOJ-CSCD-VSP	-\$1,740.24	\$1,740.24	-\$1,740.24	-\$1,740.24				
33300 - USDOJ-Drug Court Program	-\$14,333.40	\$35,820.32	-\$24,350.94	-\$2,864.02				
33310 - USDOJ-DWI Court Program	\$8,969.96	\$16,322.04	-\$12,116.45	\$13,175.56				
33320 - USDOJ-Veterans Court Program	-\$2,202.72	\$3,891.70	-\$4,755.55	-\$3,066.57				
33330 - USDOJ-Domestic Violence Court	-\$31,420.41	\$29,353.05	-\$30,761.52	-\$32,828.88				
33410 - USDOJ-CESF Grant	-\$36,765.00	\$75,116.00	-\$37,558.00	\$793.00				
33420 - USDOJ-COVID-19 Mitigation	-\$324,936.67	\$0.00	-\$110,750.39	-\$435,687.06				
33500 - USDOJ-DEA-Narcotics OT Exp	\$0.03	\$874.27	-\$932.61	-\$58.31				
33510 - USDOJ-Organized Crime Drug Enf								
33900 - USDOJ-SCAAP	\$138,849.66	\$43.73	\$0.00	\$138,893.39				

Fund	Cash				Investments			
	Opening GL Balance	GL Debit	GL Credit	GL Ending Balance	Opening GL Balance	GL Debit	GL Credit	GL Ending Balance
34105 - TPW-HRCP-COL BOTTOMLAND PROJ	\$-332,305.58	\$4,698.94	-\$9,485.79	-\$337,092.43				
34106 - TPW-Resoft Park Trail Dvlpmt	-\$889.00	\$0.00	-\$6,420.00	-\$7,309.00				
34200 - DOI-Parks Boating Access								
34250 - DOI-Swan Lake Boat Ramp								
34400 - USDOT-CR 257 Repairs								
34600 - FEMA- Flood Disaster 2015								
34610 - FEMA - Flood Disaster 2016	\$39,613.97	\$0.00	\$0.00	\$39,613.97				
34615 - FEMA-Harvey 2017	\$522,021.94	\$11,608.28	-\$5,804.14	\$527,826.08				
34616 - FEMA-Hazard Mitigation Grant P	\$114,168.32	\$134,009.40	-\$914,601.03	-\$666,423.31				
34619 - Fema - Flood Disaster 2019								
34620 - CARES-Coronavirus Relief Fund	-\$5,299,816.34	\$4,581.09	-\$9,859.34	-\$5,305,094.59				
34621 - FEMA-Laura 2020	-\$371,404.02	\$0.00	-\$0.15	-\$371,404.17				
34622 - FEMA-Beta 2020	-\$78,950.71	\$0.00	\$0.00	-\$78,950.71				
34623 - FEMA - COVID19	-\$989,187.37	\$240,082.39	-\$753,135.16	-\$1,502,240.14				
34624 - FEMA Winter Storm-inc pd 2.11	-\$537,428.31	\$2,652.38	-\$114,393.94	-\$649,169.87				
34700 - IMLS-Library Mobile Proj Rnd 2								
34710 - FCC-E-Rate Library Program	-\$38,374.46	\$0.00	-\$100,672.27	-\$139,046.73				
34820 - USDC-SLP Dune Walkover								
34850 - USTREAS-Restore Act Projects	-\$401,737.14	\$0.00	-\$36,613.18	-\$438,350.32				
34851 - Emergency Rental Assistance	\$11,308,800.80	\$0.00	\$0.00	\$11,308,800.80				
34860 - DOI-Parks - CIAP Grant								
34880 - TXDOT-SH288 Truck Weigh Stn								
34881 - TXDOT-CR58 PH II (CSJ304)	-\$993,542.46	\$0.00	\$0.00	-\$993,542.46				
34882 - TXDOT-CR59 (CSJ 305)	-\$943,816.88	\$0.00	-\$34,690.88	-\$978,507.76				
34883 - TXDOT-CR101 Widening (CSJ303)	-\$8,960,458.08	\$0.00	-\$28,286.57	-\$8,988,744.65				
34890 - USDA NRCS Oyster Creek Ditch10								
34912 - USDOT-1212ANGLE-Wildlife								
34913 - TXDOT 1312ANGLE-APRON								
34925 - TXDOT -- CARES 20CRANGLE								
35000 - TJJJ-State Aid	\$225,222.83	\$305,547.14	-\$284,600.35	\$246,169.62				
35650 - TJPC-JJAEP-Boot Camp-8/31	-\$426,968.51	\$39,357.83	-\$123,469.79	-\$511,080.47				
35800 - TJPC-JJAEP-Boot Camp-7/31								
35900 - TJJJ-Mental Health Services								
35950 - TJJJ-RDA-RegDiversionAlt-"R"	-\$14,189.43	\$0.00	\$0.00	-\$14,189.43				
36000 - TCEQ-Follets Island Conserv PI								
36150 - TCEQ-Tire Collection Grant	-\$35,538.28	\$0.00	-\$1,622.16	-\$37,160.44				
36400 - TCEQ-Local Initiatives Prg								
36410 - Texas Veterans Treatment Crt	-\$26,780.25	\$20,775.00	-\$23,917.50	-\$29,922.75				
36601 - GLO-HRCP-COL BOTTOMLANDS EDUC	-\$3,097.14	\$0.00	\$0.00	-\$3,097.14				
36605 - GLO-Beach User Fees	-\$522,954.06	\$25,779.35	-\$57,641.17	-\$554,815.88				
36801 - TXDOT-CR 48 PROJECT								
37000 - OAG-VAG Grant	-\$11,946.86	\$14,322.04	-\$13,408.62	-\$11,033.44				
37100 - OAG-TEXAS VINE CONTR	-\$7,530.63	\$15,061.26	-\$7,530.63	\$0.00				
37200 - DFPS-CPS-Title IV-B-Concr Svc								
37300 - TDHCA-Amy Young Barrier Remova								
37400 - TDH-Immunization	-\$10,083.25	\$20,449.70	-\$13,374.85	-\$3,008.40				
37800 - OAG-Regional Juv Mental Hlth S								
37913 - TXDOT-M312ANGLE-FY13RAMP								
37914 - TXDOT-M212ANGLE-FY14RAMP								
37916 - TXDOT-M1612ANGL-FY16RAMP								
37917 - TXDOT-FY17RAMP								
37918 - TXDOT-FY18RAMP								
37919 - TXDOT-FY19RAMP								
37920 - TXDOT-FY20RAMP								
37921 - TXDOT-FY21RAMP	-\$962.81	\$0.00	\$0.00	-\$962.81				
37950 - TXDOT-Airport Layout-19MPANGLE								
38000 - Fire Code Inspection & Permit	-\$316,097.19	\$53,028.22	-\$110,467.15	-\$373,536.12				
38010 - Economic Development Tax Abate	\$368,829.76	\$58,886.84	-\$426,710.25	\$1,006.35				
38020 - BC Industrial Development Corp	\$2,513.83	\$0.00	\$0.00	\$2,513.83				
38100 - Vital Statistics Fee	\$62,874.95	\$2,796.79	-\$1,223.05	\$64,448.69				
38110 - Records Mgmt-Co.Clk-Recording	\$1,694,448.36	\$150,346.49	-\$83,156.39	\$1,761,638.46	\$960,218.48	\$10.63	\$0.00	\$960,229.11
38120 - Records Archive-Co Clik	\$1,567,548.13	\$152,661.16	-\$131,668.67	\$1,588,540.62				
38130 - Records Mgmt-Co.Clk-Criminal	\$33,069.94	\$4,533.29	-\$1,394.45	\$36,208.78				
38200 - Civ.Crim,Prob Records Mgmt	\$233,154.74	\$1,088.54	-\$1,299.27	\$232,944.01	\$316,827.97	\$3.52	\$0.00	\$316,831.49
38210 - County Graffiti Eradication	\$2,745.58	\$0.87	\$0.00	\$2,746.45				
38220 - Cnty.District Court Technology	\$103,650.29	\$1,322.25	-\$416.25	\$104,556.29				
38230 - Record Preservation-CtyClik	\$66,775.70	\$5,103.69	-\$2,345.05	\$69,534.34				
38240 - Cnty. District Specialty Court	\$33,406.69	\$5,352.40	-\$1,649.65	\$37,109.44				
38300 - Child Abuse Prevention Fund	\$20,117.19	\$128.96	-\$11.99	\$20,234.16				
38310 - Family Protection Fund	-\$11,230.04	\$4,045.83	-\$1,935.00	-\$9,119.21				
38320 - Records Management-Dist. Clik.	\$27,143.11	\$7,263.46	-\$5,968.76	\$28,437.81				
38330 - Records Archive-District Clerk	\$48,808.53	\$8,990.95	-\$7,384.63	\$50,414.85				
38340 - Record Preservation-DistClik	\$5,476.68	\$11,681.58	-\$13,157.00	\$4,001.26				
38350 - Records Technology - DC	\$22,826.62	\$4,130.95	-\$2,016.61	\$24,940.96				
38400 - Justice Crt Building Security	-\$49,156.07	\$34,867.05	-\$53,718.24	-\$68,007.26				
38410 - Justice Court Technology Fund	\$494,840.84	\$13,445.56	-\$6,882.79	\$501,403.61				
38500 - Courthouse Security	\$472,304.67	\$24,836.90	-\$10,936.26	\$486,205.31				
38600 - LEOSE	\$158,735.67	\$99.80	-\$349.90	\$158,485.57				
38710 - D A Hot Check Collection	\$8,126.99	\$741.58	-\$54.85	\$8,813.72				
38720 - D A Supplemental	\$9,512.59	\$513.99	-\$5,974.75	\$4,051.83				
38730 - D A Forfeiture, CCP Chapter 59	\$116,482.46	\$3,788.16	-\$5,808.55	\$114,462.06				
38810 - Voter Registration	-\$3,638.61	\$0.00	-\$192.18	-\$3,830.79				
38820 - Special Inv,Dealer Escrow-Tax	\$61,813.77	\$8,435.52	-\$2,870.17	\$67,379.12	\$31,301.42	\$0.34	\$0.00	\$31,301.76
38830 - Scofflaw Fees, TTC Sect 502.01	\$1,704.71	\$40.55	\$0.00	\$1,745.26				
38910 - Election Services Contract	\$197,791.73	\$2,045.78	-\$57,077.51	\$142,760.00				

Fund	Cash				Investments			
	Opening GL Balance	GL Debit	GL Credit	GL Ending Balance	Opening GL Balance	GL Debit	GL Credit	GL Ending Balance
38920 - Elections - HAVA Equip. Rental	\$475,561.77	\$20,726.25	\$0.00	\$496,288.02				
38930 - Elections-CARES HAVA	\$42,028.21	\$31,380.23	-\$73,387.94	\$20.50				
39040 - Constable Pct 4 Forfeiture	\$2,036.23	\$0.00	\$0.00	\$2,036.23				
39100 - Sheriff Contraband Forfeiture	\$366,276.47	\$110.43	-\$15,630.21	\$350,756.69				
39110 - Braz Cnty Narcotics Task Force	\$459,281.16	\$45,435.14	-\$10,056.50	\$494,659.80				
39120 - Sheriff Commissary Fund	\$471,265.38	\$131,348.92	-\$109,222.07	\$493,392.22				
39130 - Sheriff-Federal Forfeiture	\$173,982.87	\$54.56	-\$748.80	\$173,288.63				
39200 - Juvenile Case Manager Fund	\$9,827.54	\$173.50	-\$89.90	\$9,911.14				
39210 - Bond & Occupational LSF	-\$14,645.07	\$51,346.83	-\$16,469.44	\$20,232.32				
39300 - Reliant Energy CARE Program	\$7,400.63	\$5,000.00	-\$176.00	\$12,224.63				
39310 - UnitedWay-Emergency Assistance	\$5.60	\$0.00	\$0.00	\$5.60				
39315 - Rebuild Texas Fund								
39390 - SETH-SE TX Housing Fin. Corp.								
39410 - Library-Special Projects	\$223,555.72	\$444.39	-\$218.92	\$223,781.19				
39500 - SEP-Wastewater-EnvHlth-TCEQ	-\$9,285.78	\$0.00	\$0.00	-\$9,285.78				
39600 - SEP-Parks-TCEQ								
39610 - Parks Improvements								
39615 - TPW Foundation-Grt TX Birding	\$1,165.60	\$0.00	\$0.00	\$1,165.60				
39620 - Shoreline Rest. Task Force	\$38,986.67	\$12.28	\$0.00	\$38,998.95				
39630 - 2006 GoM Energy Security Act	\$2,318,312.16	\$1,793,063.06	-\$1,064,769.14	\$3,046,606.08				
39700 - Lateral Road Fund								
39710 - Road & Bridge, Ch 152, Tx Code								
39720 - Special Projects								
39764 - Riverside Est Spcl Assmt	-\$196,810.22	\$4,797.58	\$0.00	-\$192,012.64				
39765 - Briar Meadows AmyLn Ross Rd SA	-\$182,901.56	\$1,800.00	\$0.00	-\$181,101.56				
39766 - Twin Lakes Assmt	-\$101,278.89	\$0.00	\$0.00	-\$101,278.89				
39767 - Greenhouse Rd Spec Assessment	-\$9,873.10	\$0.00	\$0.00	-\$9,873.10				
39768 - Old Coffee Plantation Sp Asses	-\$59,262.98	\$0.00	\$0.00	-\$59,262.98				
39800 - Law Library	\$7,798.63	\$41,966.29	-\$39,616.97	\$10,147.95	\$217,818.75	\$2.38	\$0.00	\$217,821.13
39900 - Mosquito Control District	\$1,702,812.97	\$133,002.82	-\$372,416.99	\$1,463,398.80	\$386,503.48	\$4.30	\$0.00	\$386,507.78
40000 - 2012 Gen Oblig Rfd (2003 CO)	\$0.00	\$29.01	\$0.00	\$29.01				
41000 - 2016 Limited Tax Rfd (2006 CO)	\$611,483.35	\$19,298.92	\$0.00	\$630,782.27	\$487,959.50	\$5.45	\$0.00	\$487,964.95
42000 - 2012 Cert of Oblig-I,S	\$507,555.37	\$53,984.38	\$0.00	\$561,539.75				
42100 - 2018 Cert of Oblig-I,S	\$432,069.79	\$20,299.12	\$0.00	\$452,368.91				
42200 - 2021 CO-Courthouse Campus I,S	\$2,712,051.35	\$66,218.85	\$0.00	\$2,778,270.20				
43000 - Tax Notes, Series 2013 I&S								
44000 - Toll Road-SH288-I&S	\$2,046,232.37	\$235,225.13	-\$233,884.28	\$2,047,573.22				
45000 - Road Bonds-Mobility-I,S	\$2,179,601.48	\$118,016.26	-\$46,177.36	\$2,251,440.38	\$877,129.81	\$9.72	\$0.00	\$877,139.53
45100 - Mobility-BuildAmerica-I,S								
51000 - 2006 Certificate of Obligation								
52000 - 2012 Cert of Oblig,C,M								
52100 - 2018 Cert of Oblig,C,M	\$260,626.67	\$82.08	\$0.00	\$260,708.75	\$3,605,758.61	\$39.92	\$0.00	\$3,605,798.53
53000 - Tax Notes, Series 2013 C&M								
54000 - Toll Road-SH288-C & M	\$1,519,474.60	\$1,000,016.80	-\$68,308.13	\$2,451,183.27	\$16,081,173.57	\$968.23	-\$1,000,000.00	\$15,082,141.80
55000 - Mobility Plan	\$615,074.28	\$193.70	\$0.00	\$615,267.98				
57000 - Hwy 6 ROW Acquisition-C,M								
57200 - Ring of Honor	\$54,288.55	\$152.14	\$0.00	\$54,440.69				
60500 - Airport Operating	-\$1,548,415.83	\$246,540.89	-\$335,347.63	-\$1,637,222.57				
61000 - BCTRA O&M SH288	\$1,101,349.37	\$1,229,284.92	-\$8,000.00	\$2,322,634.29				
61100 - Braz Cnty Toll Rd-Preliminary	-\$13,439.12	\$0.00	\$0.00	-\$13,439.12				
64000 - BCTRA FM518 PEDC-SH288	\$484,152.83	\$0.63	-\$3.48	\$484,149.98				
64100 - BCTRA Contributions-SH288								
64200 - BCTRA FM518 TXDOT-SH288	-\$247,907.99	\$437,141.34	-\$218,570.67	-\$29,337.32				
71000 - Health Care Benefits	\$8,666,098.45	\$1,073,208.56	-\$1,624,379.03	\$8,114,927.98				
72000 - Employee Health Clinic	\$28,875.83	\$43,978.82	-\$68,492.27	\$4,362.38				
73000 - Insurance Reserve	\$370,788.46	\$1,386.11	-\$14,351.25	\$357,823.32	\$898,570.64	\$9.92	\$0.00	\$898,580.56
81000 - B Cnty Groundwatr Conserv Dist	\$1,719,402.97	\$67,957.48	-\$68,555.89	\$1,718,804.56				
81100 - Braz Cnty Toll Road Authority								
81500 - CSCD-Sub Abuse-Outpatient-DP	-\$67,031.35	\$25,312.84	-\$60,475.34	-\$102,193.85				
81600 - CSCD-TAIP Treatment Alter.	\$3,371.00	\$0.00	-\$6,559.92	-\$3,188.92				
81700 - CSCD-Mental Health Caseloads	\$14,811.56	\$10,115.08	-\$24,269.49	\$657.15				
81800 - CSCD-Supervision Program	\$1,489,885.35	\$978,755.90	-\$881,444.52	\$1,587,196.73				
81850 - CSCD-Evidence Based Assesment								
81900 - CSCD-Comm Corr-Op Hab Caseload	\$212,572.84	\$13,832.39	-\$34,856.47	\$191,548.76				
82000 - CSCD-Comm Corr-Life								
82100 - CSCD-Comm Corr-Sex Offender	\$46,422.24	\$10,714.24	-\$24,561.54	\$32,574.94				
82200 - CSCD-Comm Corr-Substance Abuse	-\$0.00	\$0.00	\$0.00	-\$0.00				
82300 - CSCD-Operation Habilitation DP	\$29,293.10	\$4,810.09	-\$17,350.56	\$16,752.63				
82400 - CSCD-New Caseload Reduction-DP								
82500 - CSCD-DP30 Sub Abuse Trt Pgrm	-\$14,052.31	\$16,362.43	-\$53,569.02	-\$51,258.90				
88000 - Trust & Agency								
88200 - Brazos Mall								
88300 - SH288 @ CR 56 Overpass								
89000 - Historical Commission	\$1,466.98	\$0.46	\$0.00	\$1,467.44	\$14,426.78	\$0.11	\$0.00	\$14,426.89

**BRAZORIA COUNTY
PORTFOLIO REPORT
April 2021**

Current Date: 4/30/2021

Fund	Description	Type	CUSIP	Coupon	Settle Date	Maturity Date	Next Call Date	Par Value	Purch Price	Purch Cost	Book Value	Mkt Price	Mkt Value	Days to Mat	YTM	Interest Earned
10000	FHLMC	Agency	3134GWKS4	0.300	08/17/20	05/17/23	08/17/21	2,000,000.00	100.000	2,000,000.00	2,000,000.00	1.0005	2,001,000.00	747	0.300	
10000	FNMA	Agency	3136G4R54	0.375	08/24/20	08/24/23	08/24/21	2,000,000.00	100.000	2,000,000.00	2,000,000.00	1.0008	2,001,600.00	846	0.375	
10000	FFCB	Agency	3133EMDM1	0.270	10/20/20	10/20/23	10/20/22	2,000,000.00	100.000	2,000,000.00	2,000,000.00	0.9980	1,996,000.00	903	0.270	2,700.00
10000	FFCB	Agency	3133EMQM7	0.200	02/16/21	02/16/24	02/16/22	2,000,000.00	100.000	2,000,000.00	2,000,000.00	0.9944	1,988,800.00	1022	0.200	
10000	FHLB	Agency	3130ALKM5	0.350	03/15/21	03/15/24	09/15/21	2,000,000.00	100.000	2,000,000.00	2,000,000.00	1.0000	2,000,000.00	1050	0.350	
10000	FHLB	Agency	3130ALLM4	0.350	03/29/21	03/28/24	06/28/21	2,000,000.00	100.000	2,000,000.00	2,000,000.00	1.0000	2,000,000.00	1063	0.350	
10000	FHLB	Agency	3130ALRH9	0.400	04/12/21	04/12/24	10/12/21	2,000,000.00	100.000	2,000,000.00	2,000,000.00	1.0000	2,000,000.00	1078	0.400	
997	TexPool	LGIP		0.014				61,461,004.15	100.000	61,461,004.15	61,461,004.15	100.00	61,461,004.15	1	0.014	708.09
998	Texas Class	LGIP		0.084				72,907,487.64	100.000	72,907,487.64	72,907,487.64	100.00	72,907,487.64	1	0.084	5,031.50
999	Depository	Cash		0.700				45,231,362.95	100.000	45,231,362.95	45,231,362.95	100.00	45,231,362.95	1	0.700	25,216.68
								193,599,854.74		193,599,854.74	193,599,854.74		193,587,254.74	70	0.223	33,656.27

Matured or Called Investments:

This report is presented in accordance with the Texas Government Code Title 10 Section 2256.023 and complies with the Investment Strategy of Brazoria County's Investment Policy and I certify that to the best of my knowledge the above is true and correct.



Cathy Campbell, COT, CIO
Brazoria County Treasurer

BRAZORIA COUNTY
Investment Data Summary
April 2021

Type Breakdown:	Book Value	Percent	Wtd Avg Mat	Wtd Avg Yield
LGIP	134,368,491.79	69.41%	1	0.052
Agency	14,000,000.00	7.23%	958	0.321
Cash	45,231,362.95	23.36%	1	0.700
	193,599,854.74	100.00%	70	0.223

Issuer Breakdown:	Book Value	Percent	Wtd Avg Mat	Wtd Avg Yield
FNMA	2,000,000.00	1.03%	846	0.375
FHLB	6,000,000.00	3.10%	1064	0.367
FHLMC	2,000,000.00	1.03%	747	0.300
-	-			
FFCB	4,000,000.00	2.07%	962	0.230
-	-			
TexPool	61,461,004.15	31.75%	1	0.014
Texas Class	72,907,487.64	37.66%	1	0.084
Depository	45,231,362.95	23.36%	1	0.700
	193,599,854.74	100.00%	70	0.223

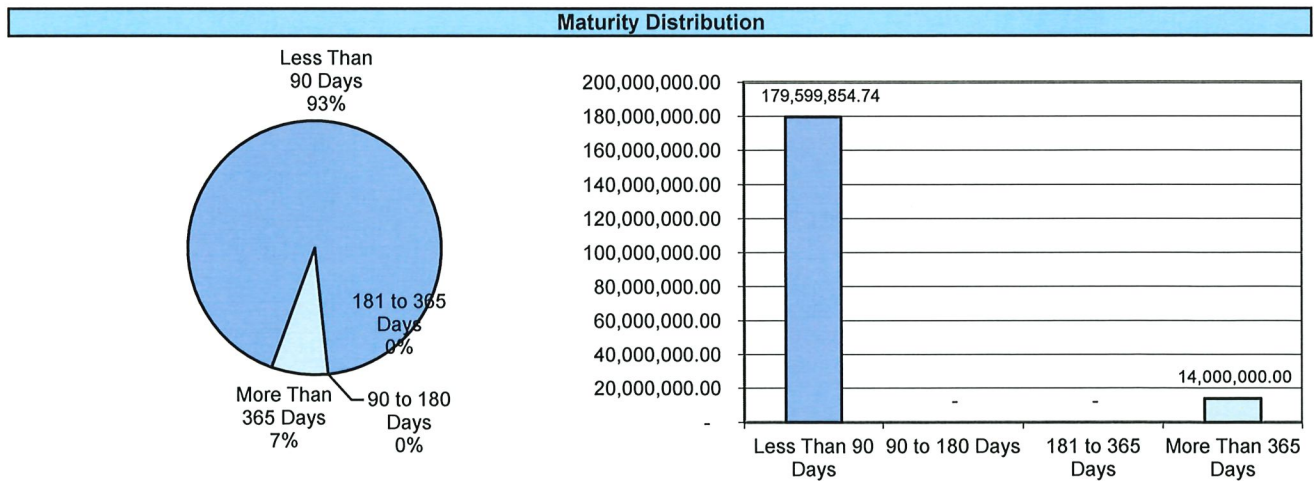

Fund Breakdown:	Book Value	Percent	Wtd Avg Mat	Wtd Avg Yield
10000	14,000,000.00	7.23%	958	0.321
20500	-			
997	61,461,004.15	31.75%	1	0.014
998	72,907,487.64	37.66%	1	0.084
999	45,231,362.95	23.36%	1	0.700
	193,599,854.74	100.00%	70	0.223

Maturity Breakdown:	Book Value	Percent
Less Than 90 Days	179,599,854.74	92.77%
90 to 180 Days	-	0.00%
181 to 365 Days	-	0.00%
More Than 365 Days	14,000,000.00	7.23%
	193,599,854.74	100.00%

BRAZORIA COUNTY
Investment Summary Report
For the Period Ending 04/30/2021

Total Portfolio Summary			
	Current Month 04/30/21	Prior Month 3/31/2021	Change From Prior
Book Value	193,599,854.74	202,147,543.27	(8,547,688.53)
Market Value	193,587,254.74	202,135,343.27	(8,548,088.53)
Market Value%	99.99%	99.99%	0.00%
Weighted Average Maturity - Days	70 days	58 days	12
Weighted Average Yield	0.223%	0.24%	-0.02%

Portfolio Composition by Fund			
Fund Name	4/30/2021 Book Value	Wtd Avg Yield	Wtd Avg Maturity
10000	14,000,000.00	0.321%	958
20500	-		0
997	61,461,004.15	0.014%	1
998	72,907,487.64	0.084%	1
999	45,231,362.95	0.700%	1
TOTALS:	193,599,854.74	0.223%	70 days



Monthly Interest Earned for Fiscal Year 2021

	Oct	Nov	Dec	1st Qtr	Jan	Feb	Mar	2nd Qtr	April	May	June	3rd Qtr	July	August	Sept	4th Qtr	Ann Earned
BANK	24,302.33	24,093.11	17,690.12	66,085.56	29,476.55	21,004.18	20,453.62	70,934.35	25,216.68			25,216.68				0.00	162,236.59
TEXPOOL	3,550.27	3,238.64	3,945.87	10,734.78	3,955.66	2,591.08	1,194.99	7,741.73	708.09			708.09				0.00	19,184.60
Texas Class	9,721.38	5,794.72	5,691.84	21,107.94	6,357.06	5,980.81	6,507.34	18,845.21	5,031.50			5,031.50				0.00	44,984.65
Agencies	0.00	0.00	0.00	0.00	21,250.00	6,750.00	0.00	28,000.00	2,700.00			2,700.00				0.00	30,700.00
Total Per Mo.	37,573.98	33,126.47	27,227.83	97,928.28	61,039.27	36,326.07	28,155.95	125,521.29	33,656.27	0.00	0.00	33,656.27	0.00	0.00	0.00	0.00	257,105.84

I certify that to the best of my knowledge the above is true and correct.

Cathy Campbell

Cathy Campbell, CCA, CIO
Brazoria County Treasurer

	Oct	Nov	Dec	1st Qtr	Jan	Feb	Mar	2nd Qtr	April	May	June	3rd Qtr	July	August	Sept	4th Qtr
BANK	0.70%	0.70%	0.70%	0.70%	0.70%	0.70%	0.70%	0.70%	0.70%			0.23%				0.00%
TEXPOOL	0.13%	0.12%	0.09%	0.12%	0.08%	0.04%	0.02%	0.05%	0.14%			0.05%				0.00%
TEXAS CLASS	0.18%	0.15%	0.14%	0.16%	0.13%	0.11%	0.11%	0.12%	0.08%			0.03%				0.00%



Monthly Newsletter: May 2021

ANNOUNCEMENTS

We welcome the following entities who joined TexPool in April 2021:

TexPool

- Callahan County
- The Village of Jones Creek
- Williamson County MUD 29

TexPool Prime

- Callahan County
- Cane County
- Liberty Hill ISD

Upcoming Events

- June 14, 2021 - June 16, 2021, TASBO Summer Solutions Conference Round Rock
- June 17, 2021 - June 19, 2021 AWBD Annual Conference Henry B. Gonzalez Convention Center San Antonio, Texas

TexPool Advisory Board Members

- David Garcia
 - Jerry Dale
 - Patrick Kridcock
 - David Landeros
 - Belinda Weaver
 - Sharon Matthews
 - Deborah Laudermilk
 - Vivian Wood
- Overseen by the State of Texas Comptroller of Public Accounts Glenn Hegar. Operated under the supervision of the Texas Treasury Safekeeping Trust Company

Economic and Market Commentary: Not so smooth

May 1, 2021

Everyone knows you shouldn't try to time the market. Even traders should look for value, not arbitrage. So why are Federal Reserve policymakers, of all people, doing just that with overnight rates? In the Federal Open Market Committee's meeting last month, they passed on the opportunity to raise at least one of the Fed's administered rates, a move that likely would have alleviated the strains on the front end of the yield curve.

The reverse repo program (RRRP) helps the Fed control how big banks, asset managers, government sponsored entities and others price overnight transactions. The repo market exists to connect participants who need cash with those who have excess funds. The Fed wants this to go "smoothly," so it offers a "floor" rate to counterparties to incentivize financial firms to lend if market rates are too low. But the overnight market hasn't been smooth for some time now. By setting the RRRP at zero, all the Fed has accomplished is preventing trades with negative rates. That's important, of course, but not much incentive and not much good to end investors.

The Fed already said it is willing to raise the RRP rate (and also the interest paid on excess reserves, IOER). It even raised the counterparty limit on usage of the facility from \$30 billion to \$80 billion in anticipation of heightened demand. But it seems inclined to wait

(continued page 6)

Performance as of April 30, 2021

	TexPool	TexPool Prime
Current Invested Balance	\$25,031,802,202.84	\$10,191,165,398.31
Weighted Average Maturity**	30	51
Weighted Average Life**	91	57
Net Asset Value	1.00015	1.00006
Total Number of Participants	2,647	444
Management Fee on Invested Balance	0.0450%	0.0550%
Interest Distributed	\$283,613.33	\$685,926.20
Management Fee Collected	943,038.75	423,198.93
Standard & Poor's Current Rating	AA-Am	AAAm
Month Averages		
Average Invested Balance	\$25,858,653,774.18	\$10,067,655,325.20
Average Monthly Rate*	0.01%	0.08%
Average Weighted Average Maturity**	29	49
Average Weighted Average Life**	88	56

*This average monthly rate for TexPool Prime for each date may differ a number of some portion in all of each of the management fees.

** See page 2 for definitions.

Our performance is no guarantee of future results.

Phone: 1-866-TEXPOOL (839-7665) • Fax: 1-866-899-3391 • TexPool.com

Managed and Serviced by



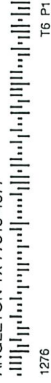
© 2021 Federated Hermes, Inc. G35854-24 (5/21)

PSRST STD
U.S. POSTAGE
PAID
AUSTIN, TX
PERMIT NO. 1264



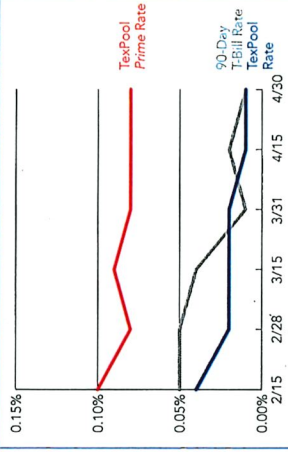
Participant Services
1001 Texas Ave. Suite 1150
Houston, TX 77002

MS. CATHY CAMPBELL
BRAZORIA COUNTY
111 E LOCUST ST STE 305
ANGLETON TX 77515-4677



1276
16 P1

TexPool & TexPool Prime vs. 90-Day Treasury Bill



90-Day Treasury Bill is a short-term debt instrument backed by the national government. These are used to collect immediate debt to meet outstanding obligations. Any private investor can invest in a Treasury bill. The 90-Day Treasury Bill is a weighted average rate of the weekly auctions of 90-Day Treasury Bills.


Our performance is no guarantee of future results.

interbank offered rate (libor) ended the quarter with 1-month at 0.11%, 3-month at 0.18%, 6-month at 0.20% and 12-month at 0.28%. At month-end, the weighted average maturities (WAMs) of TexPool and TexPool Prime were 29 and 49 days, respectively.



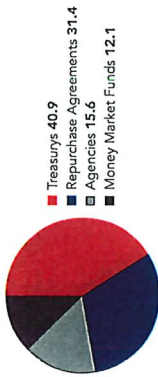
Portfolio by Maturity (%)

As of April 30, 2021



Portfolio by Type of Investment (%)

As of April 30, 2021



Portfolio Asset Summary as of April 30, 2021

	Book Value	Market Value
Uninvested Balance	\$215.65	\$215.65
Receivable for Investments Sold	0.00	0.00
Accrual of Interest Income	6,966,811.55	6,966,811.55
Interest and Management Fees Payable	-283,617.74	-283,617.74
Payable for Investments Purchased	-249,979,340.25	-249,979,340.25
Accrued Expenses & Taxes	-29,131.06	-29,131.06
Repurchase Agreements	7,932,220,893.00	7,932,220,893.00
Mutual Fund Investments	3,064,074,000.00	3,064,074,000.00
Government Securities	3,905,244,276.24	3,905,244,276.24
U.S. Treasury Bills	8,929,639,139.27	8,929,639,139.27
U.S. Treasury Notes	1,444,948,954.18	1,444,948,954.18
Total	\$25,031,802,202.84	\$25,035,616,480.18

Market value of collateral supporting the Repurchase Agreements is at least 102% of the Book Value. The portfolio is managed by Federated Investment. Committing and the assets are self-kept in a separate custodial account at State Street Bank in the name of TexPool. The only source of payment to the Participants is the assets of TexPool. There is no secondary source of payment for the pool such as insurance or State guarantee. Should you require a copy of the portfolio, please email TexPool Participant Services.

Participant Summary

	Number of Participants	Balance
School District	599	\$7,934,561,033.32
Higher Education	60	\$1,393,927,870.88
County	193	\$2,743,619,138.08
Healthcare	90	\$1,512,443,622.24
Utility District	840	\$3,575,907,923.94
City	484	\$6,429,162,461.44
Emergency Districts	98	\$293,635,777.97
Economic Development Districts	83	\$122,702,106.08
Other	200	\$1,025,828,449.23

****Definition of Weighted Average Maturity and Weighted Average Life**
 WAM is the mean average of the periods of time remaining until the securities held in TexPool (a) are scheduled to be repaid, (b) would be repaid upon a demand by TexPool, or (c) are scheduled to have their interest rate redetermined to reflect current market rates. Securities with indefinite rates payable upon demand are treated as maturing on the earlier of the two dates set forth in (b) and (c) after scheduled maturity is 237 days or less, and the later of the two dates set forth in (b) and (c) after scheduled maturity is more than 237 days. The mean is weighted based on the percentage of the amortized cost of the portfolio invested in each period.
 WAL is calculated in the same manner as WAM, but is based solely on the periods of time remaining until the securities held in TexPool (a) are scheduled to be repaid or (b) would be repaid upon a demand by TexPool, without reference to when interest rates of securities within TexPool are scheduled to be readjusted.




Daily Summary


Date	Money (Mkt. Fund Equiv. (SEC-Stat))	Dividend Factor	TexPool Invested Balance	NAV	WAM (Days)	WAL (Days)
4/1	0.0150%	0.000000411	\$26,212,048,493.50	1.00017	30	90
4/2	0.0150%	0.000000411	\$26,212,048,493.50	1.00017	30	90
4/3	0.0150%	0.000000411	\$26,212,048,493.50	1.00017	30	90
4/4	0.0150%	0.000000411	\$26,212,048,493.50	1.00017	30	90
4/5	0.0208%	0.000000569	\$26,317,543,349.05	1.00015	27	86
4/6	0.0162%	0.000000445	\$26,299,669,870.41	1.00017	26	85
4/7	0.0114%	0.000000311	\$26,540,097,325.67	1.00016	27	85
4/8	0.0149%	0.000000407	\$26,383,698,980.50	1.00017	27	84
4/9	0.0252%	0.000000691	\$26,261,979,923.66	1.00016	27	85
4/10	0.0252%	0.000000691	\$26,261,979,923.66	1.00016	27	85
4/11	0.0252%	0.000000691	\$26,261,979,923.66	1.00016	27	85
4/12	0.0154%	0.000000422	\$25,804,635,751.25	1.00016	28	85
4/13	0.0123%	0.000000336	\$25,850,789,768.31	1.00016	29	86
4/14	0.0124%	0.000000339	\$25,795,913,458.64	1.00016	30	86
4/15	0.0105%	0.000000289	\$25,654,556,101.02	1.00016	30	89
4/16	0.0105%	0.000000289	\$25,567,393,029.34	1.00016	31	89
4/17	0.0105%	0.000000289	\$25,567,393,029.34	1.00016	31	89
4/18	0.0105%	0.000000289	\$25,567,393,029.34	1.00016	31	89
4/19	0.0103%	0.000000282	\$25,551,722,657.25	1.00016	31	88
4/20	0.0103%	0.000000283	\$25,437,187,789.26	1.00016	31	89
4/21	0.0103%	0.000000282	\$25,414,559,362.96	1.00016	31	88
4/22	0.0103%	0.000000282	\$25,585,711,960.86	1.00016	30	89
4/23	0.0103%	0.000000282	\$25,816,392,708.31	1.00015	31	88
4/24	0.0103%	0.000000282	\$25,816,392,708.31	1.00015	31	88
4/25	0.0103%	0.000000282	\$25,816,392,708.31	1.00015	31	88
4/26	0.0103%	0.000000282	\$25,721,280,696.46	1.00015	29	86
4/27	0.0103%	0.000000282	\$25,683,912,429.04	1.00015	28	89
4/28	0.0101%	0.000000277	\$25,603,053,272.71	1.00016	29	89
4/29	0.0101%	0.000000277	\$25,327,987,291.22	1.00016	29	89
4/30	0.0101%	0.000000277	\$25,031,802,202.84	1.00015	30	91
Average:	0.0135%	0.000000369	\$25,858,653,774.18	1.00016	29	88

TEXPOOL Prime

Portfolio by Maturity (%)
As of April 30, 2021



Portfolio by Type of Investment (%)
As of April 30, 2021



Portfolio Asset Summary as of April 30, 2021

	Book Value	Market Value
Uninvested Balance	\$502.87	\$502.87
Receivable for Investments Sold	0.00	0.00
Accrual of Interest Income	179,882.55	179,882.55
Interest and Management Fees Payable	-685,924.26	-685,924.26
Payable for Investments Purchased	0.00	0.00
Accrued Expenses & Taxes	-14,311.71	-14,311.71
Repurchase Agreements	1,620,473,000.00	1,620,473,000.00
Commercial Paper	7,325,426,943.91	7,326,008,561.24
Bank Instruments	0.00	0.00
Mutual Fund Investments	562,126,501.30	562,052,003.75
Government Securities	343,658,803.65	343,685,189.65
Variable Rate Notes	340,000,000.00	340,120,725.00
Total	\$10,191,145,398.31	\$10,191,819,629.09

Market value of collateral supporting the Repurchase Agreements is at least 102% of the Book Value. The portfolio is managed by FedInvest Investment Counseling and the assets are safe kept in a separate custodial account at State Street Bank in the name of TexPool Prime. The assets of TexPool Prime are the only source of payments to the Participants. There is no secondary source of payment for the pool such as insurance or State guarantee. Should you require a copy of the portfolio please contact TexPool Participant Services

Participant Summary

	Number of Participants	Balance
School District	128	\$3,292,828,237.47
Higher Education	19	\$667,319,335.06
County	46	\$769,428,819.12
Healthcare	18	\$329,840,948.09
Utility District	49	\$323,595,932.56
City	90	\$2,187,053,403.81
Emergency Districts	21	\$34,446,880.29
Economic Development Districts	15	\$20,539,904.66
Other	58	\$2,566,115,232.73

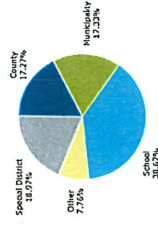
TEXPOOL Prime

Daily Summary

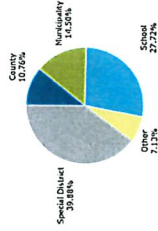
Date	Money Mkts Fund Equiv. (SEG Std)	Dividend Factor	TexPool Prime Invested Balance	NAV	WAM (Days)	WAL (Days)
4/1	0.0857%	0.000002348	\$9,542,144,115.15	1.00007	52	60
4/2	0.0857%	0.000002348	\$9,542,144,115.15	1.00007	52	60
4/3	0.0857%	0.000002348	\$9,542,144,115.15	1.00007	52	60
4/4	0.0857%	0.000002348	\$9,542,144,115.15	1.00007	52	60
4/5	0.0821%	0.000002250	\$9,597,560,566.98	1.00007	49	57
4/6	0.0814%	0.000002230	\$9,569,337,135.48	1.00007	49	57
4/7	0.0835%	0.000002287	\$9,559,938,956.56	1.00007	51	59
4/8	0.0816%	0.000002236	\$9,767,745,335.14	1.00007	51	58
4/9	0.0806%	0.000002209	\$9,948,572,332.67	1.00007	50	58
4/10	0.0806%	0.000002209	\$9,948,572,332.67	1.00007	50	58
4/11	0.0806%	0.000002209	\$9,948,572,332.67	1.00007	50	58
4/12	0.0782%	0.000002143	\$10,357,210,067.00	1.00007	47	54
4/13	0.0762%	0.000002088	\$10,333,108,949.14	1.00007	46	54
4/14	0.0841%	0.000002303	\$10,264,286,391.63	1.00007	49	57
4/15	0.0844%	0.000002312	\$10,412,954,140.39	1.00007	48	55
4/16	0.0830%	0.000002275	\$10,309,350,330.67	1.00006	48	55
4/17	0.0830%	0.000002275	\$10,309,350,330.67	1.00006	48	55
4/18	0.0830%	0.000002275	\$10,309,350,330.67	1.00006	48	55
4/19	0.0807%	0.000002212	\$10,311,201,412.70	1.00007	46	53
4/20	0.0841%	0.000002304	\$10,291,220,298.71	1.00007	48	55
4/21	0.0851%	0.000002332	\$10,248,037,865.33	1.00006	49	55
4/22	0.0841%	0.000002305	\$10,230,338,746.14	1.00006	48	54
4/23	0.0862%	0.000002363	\$10,188,630,511.68	1.00005	48	55
4/24	0.0862%	0.000002363	\$10,188,630,511.68	1.00005	48	55
4/25	0.0862%	0.000002363	\$10,188,630,511.68	1.00005	48	55
4/26	0.0806%	0.000002207	\$10,353,365,121.57	1.00006	45	51
4/27	0.0820%	0.000002247	\$10,360,761,105.44	1.00006	49	55
4/28	0.0823%	0.000002254	\$10,339,610,345.11	1.00006	49	55
4/29	0.0851%	0.000002332	\$10,333,581,934.73	1.00006	50	56
4/30	0.0815%	0.000002233	\$10,191,165,398.31	1.00006	51	57
Average:	0.0830%	0.000002274	\$10,067,655,325.20	1.00006	49	56

The following information is provided in accordance with Texas State Statute 2254.0016.

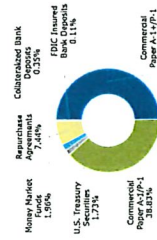
As of April 30, 2021



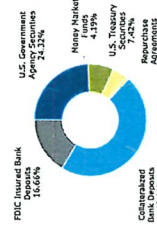
Participant Breakdown by Balance



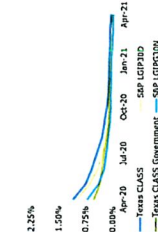
Participant Breakdown by Entity Type



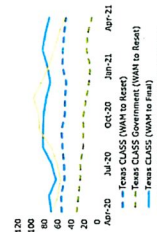
Texas CLASS Portfolio Breakdown



Texas CLASS Government Portfolio Breakdown



Performance vs. Benchmark S&P AAA/AA GIP* (Average Monthly Yields)



Weighted Average Maturity (In Days)

Texas CLASS Prior Month Comparison

Month End	Average Yield**	Month Ending Assets	Share Balance	Market Value	Amortized Cost	WAM (Risk)**	WAM (Return)**	WAM (Fee)**
Feb-21	0.11%	\$15,908,211,195	15,407,102,997	\$15,428,764,028	1.00	54	65	85
Mar-21	0.11%	\$15,105,087,926	15,104,274,541	\$15,115,653,666	1.00	54	64	81
Apr-21	0.08%	\$14,439,003,617	14,438,413,101	\$14,490,385,884	1.00	48	48	73

Texas CLASS Government Prior Month Comparison

Month End	Average Yield**	Month Ending Assets	Share Balance	Market Value	Amortized Cost	WAM (Risk)**	WAM (Return)**	WAM (Fee)**
Feb-21	0.05%	\$11,631,622,095	11,628,046,158	\$11,688,949,316	1.00	18	67	67
Mar-21	0.04%	\$11,580,280,855	11,579,900,938	\$11,609,411,692	1.00	16	60	60
Apr-21	0.04%	\$10,771,654,449	10,771,552,922	\$10,777,615,405	1.00	10	50	50

Average monthly yield *As of the end of the last day of the month

Fund Highlights as of April 30, 2021 (Unaudited)

For the month of April 2021, the Program Administrator accrued fees of \$1,445,368.67 and had average shares outstanding of 14,614,250,209.04 for Texas CLASS. For Texas CLASS Government, the Program Administrator accrued fees of \$111,025.07 and had average shares outstanding of 11,400,443,468.16. The fees for both Texas CLASS and Texas CLASS Government are accrued on a daily basis by multiplying the investment property value by the applicable fee rate, and divided by 365 or 366 days in the event of a leap year. The investment property value shall be based on the current day's settled shares outstanding. For weekend days and holidays, the settled shares outstanding for the previous business day will be utilized for the calculation of fees. The applicable fee rate is located in Exhibit F of the Ninth Amended and Restated Trust Agreement. The Program Administrator reserves the right to abate fees listed in the Ninth Amended and Restated Trust Agreement. The monthly fee is the sum of all daily fee accruals for the month of April. The fees are paid monthly upon notification to the custodian bank. As of April 30, 2021, the fee for Texas CLASS was 9 basis points and the fee for Texas CLASS Government was 12 basis points.

- Both funds are rated "AAA" by S&P Global Ratings.
- Net Asset Value for both funds from April 1 to April 30, 2021, is equal to \$1.00.
- The final maturity dates of all securities were less than one year.
- The custodian bank for Texas CLASS is UMB Bank.
- Total number of Participants is 855.
- There are currently no investments that have a stated maturity greater than one year.
- The portfolio managers for Texas CLASS is Neil Waid, CFA and Randy Palomba, CFA.
- All sources of payment are the underlying assets of the local government investment pool at market value.
- The Ninth Amended and Restated Trust Agreement was adopted by the Board of Trustees on February 25, 2021. You can access your copy of the Ninth Amended and Restated Trust Agreement by visiting our website at www.texasclass.com.

BOARD OF TRUSTEES

Mr. Steve Williams, Chairman
 Asst. City Administrator/CFO City of Conroe

Ms. Amy Perez
 Director of Financial Management, Harris County

Ms. Monika Arris
 Director of Budget & Finance, Collin County

Mr. Mike Hagar
 Asst. Supt. of Business & Finance, Alamo Heights ISD

Ms. Cindy Yeatts Brown
 Treasurer, Denton County

Mr. Rodney Rhoades
 Deputy Director - Admin. Services, North Texas Municipal Water District

Ms. Yvonne Johnson
 Executive Director - Galena Park ISD

Texas Class Prime Rates for April 2021

Date	Daily Rate (%)	YTD Yield (%)	7-Day Yield (%)	WAM Days to Reset	WAM Days to Final	Daily Dividend	Net Asset Value (NAV)
4/30/2021	0.0810	0.1076	0.0822	50	75	0.0000022185	1.00004744
4/29/2021	0.0814	0.1078	0.0826	50	76	0.0000022306	1.00004488
4/28/2021	0.0812	0.1080	0.0830	50	76	0.0000022251	1.00004564
4/27/2021	0.0825	0.1082	0.0834	51	76	0.0000022606	1.00004546
4/26/2021	0.0821	0.1085	0.0837	52	77	0.0000022499	1.00004586
4/25/2021	0.0836	0.1087	0.0838	52	78	0.0000022909	1.00004014
4/24/2021	0.0836	0.1088	0.0837	53	79	0.0000022909	1.00004349
4/23/2021	0.0836	0.1091	0.0837	54	80	0.0000022909	1.00004684
4/22/2021	0.0842	0.1094	0.0836	54	80	0.0000023063	1.00004783
4/21/2021	0.0840	0.1096	0.0834	54	80	0.0000023004	1.00004926
4/20/2021	0.0846	0.1098	0.0830	54	80	0.0000023182	1.00004968
4/19/2021	0.0826	0.1101	0.0823	54	80	0.0000022637	1.00005207
4/18/2021	0.0833	0.1103	0.0816	54	80	0.0000022810	1.00004770
4/17/2021	0.0833	0.1106	0.0812	55	81	0.0000022810	1.00005104
4/16/2021	0.0832	0.1108	0.0808	56	82	0.0000022807	1.00005437
4/15/2021	0.0831	0.1111	0.0804	55	82	0.0000022757	1.00005500
4/14/2021	0.0809	0.1114	0.0802	55	82	0.0000022170	1.00005502
4/13/2021	0.0797	0.1117	0.0803	54	81	0.0000021846	1.00005519
4/12/2021	0.0778	0.1120	0.0808	53	80	0.0000021310	1.00005708
4/11/2021	0.0803	0.1123	0.0818	52	79	0.0000022009	1.00005105
4/10/2021	0.0803	0.1126	0.0839	53	80	0.0000022009	1.00005429
4/9/2021	0.0804	0.1130	0.0851	54	81	0.0000022016	1.00005752
4/8/2021	0.0818	0.1133	0.0862	54	81	0.0000022402	1.00005822
4/7/2021	0.0816	0.1136	0.0901	54	81	0.0000022358	1.00005829
4/6/2021	0.0834	0.1139	0.0934	53	80	0.0000022840	1.00005722
4/5/2021	0.0851	0.1143	0.0955	53	81	0.0000023305	1.00005467
4/4/2021	0.0951	0.1146	0.0994	53	81	0.0000026054	1.00004639
4/3/2021	0.0951	0.1148	0.1008	53	82	0.0000026054	1.00004968
4/2/2021	0.0951	0.1150	0.1022	54	83	0.0000026054	1.00005298
4/1/2021	0.0951	0.1152	0.1037	55	84	0.0000026056	1.00005628

Texas Class Government Rates for April 2021

Date	Daily Rate (%)	YTD Yield (%)	7-Day Yield (%)	WAM Days to Reset	WAM Days to Final	Daily Dividend	Net Asset Value (NAV)
4/30/2021	0.0471	0.0528	0.0488	10	51	0.0000012892	1.00009466
4/29/2021	0.0513	0.0529	0.0489	10	51	0.0000014052	1.00009548
4/28/2021	0.0513	0.0529	0.0478	12	54	0.0000014058	1.00009608
4/27/2021	0.0482	0.0529	0.0467	12	53	0.0000013202	1.00009387
4/26/2021	0.0472	0.0530	0.0460	12	53	0.0000012937	1.00009410
4/25/2021	0.0482	0.0530	0.0454	12	53	0.0000013191	1.00009395
4/24/2021	0.0482	0.0530	0.0449	13	54	0.0000013194	1.00009419
4/23/2021	0.0435	0.0531	0.0444	13	54	0.0000013194	1.00009443
4/22/2021	0.0435	0.0531	0.0439	15	55	0.0000011926	1.00009507
4/21/2021	0.0435	0.0532	0.0440	15	55	0.0000011925	1.00009544
4/20/2021	0.0436	0.0533	0.0441	16	56	0.0000011938	1.00009543
4/19/2021	0.0426	0.0534	0.0441	16	56	0.0000011663	1.00009508
4/18/2021	0.0446	0.0535	0.0442	16	57	0.0000012118	1.00009736
4/17/2021	0.0446	0.0536	0.0437	16	57	0.0000012218	1.00009755
4/16/2021	0.0446	0.0537	0.0431	16	58	0.0000012214	1.00009784
4/15/2021	0.0446	0.0538	0.0426	17	58	0.0000012224	1.00009815
4/14/2021	0.0437	0.0538	0.0422	17	58	0.0000011979	1.00009945
4/13/2021	0.0436	0.0539	0.0420	17	58	0.0000011955	1.00010058
4/12/2021	0.0435	0.0540	0.0414	17	59	0.0000011924	1.00010178
4/11/2021	0.0409	0.0541	0.0413	17	59	0.0000011210	1.00010212
4/10/2021	0.0409	0.0543	0.0417	17	59	0.0000011210	1.00010239
4/9/2021	0.0409	0.0544	0.0422	18	60	0.0000011211	1.00010265
4/8/2021	0.0419	0.0545	0.0426	18	60	0.0000011485	1.00010406
4/7/2021	0.0421	0.0547	0.0429	18	60	0.0000010874	1.00010337
4/6/2021	0.0397	0.0548	0.0431	18	60	0.0000011525	1.00010457
4/5/2021	0.0427	0.0550	0.0438	18	61	0.0000011684	1.00010441
4/4/2021	0.0440	0.0551	0.0438	17	60	0.0000012045	1.00010476
4/3/2021	0.0440	0.0552	0.0425	18	61	0.0000012045	1.00010504
4/2/2021	0.0440	0.0553	0.0412	18	61	0.0000012045	1.00010531
4/1/2021	0.0440	0.0555	0.0399	18	61	0.0000012047	1.00010558