



**CERTIFIED COPY
BRAZORIA COUNTY COMMISSIONERS' COURT**

ORDER NO. 6.M.1

**RE: TREASURER'S MONTHLY REPORT AND
INVESTMENT REPORT FOR MARCH 2021
AND 2ND QUARTER INVESTMENT
REPORT**

Approve the Treasurer's Monthly Report and Monthly Investment Report for March 2021 and the 2nd Quarter Investment Report for fiscal year 2021. This order and affidavit must be filed with the County Clerk. It is further requested a certified copy of this order be returned to the County Treasurer. This report will be posted to the County website.

RESULT:	PASSED [UNANIMOUS]
MOVER:	David R. Linder, Commissioner
SECONDER:	Donald "Dude" Payne, Commissioner
AYES:	Judge Sebesta, Commissioner Payne, Commissioner Cade, Commissioner Adams, Commissioner Linder

STATE OF TEXAS §

COUNTY OF BRAZORIA §

I, **Joyce Hudman, Clerk County Court and Ex-Officio Clerk of the Commissioners' Court of Brazoria County, Texas**, do hereby certify that the foregoing is a true and correct copy of that certain:

ORDER NO. 6.M.1

**RE: TREASURER'S MONTHLY REPORT AND
INVESTMENT REPORT FOR MARCH 2021
AND 2ND QUARTER INVESTMENT
REPORT**

as passed by the Commissioners' Court on the 25th day of MAY, A.D., 2021, Special Meeting Term of Commissioners' Court and as the same appear(s) in the Commissioners' Court Records of Brazoria County, Texas.

**GIVEN UNDER MY HAND AND SEAL OF OFFICE, this the 26th DAY OF
MAY, A. D., 2021.**

JOYCE HUDMAN, Clerk County Court
and Ex-Officio Member of the Commissioners'
Court of Brazoria County, Texas

By: *K. Alegria*
K. Alegria, Deputy



CATHY CAMPBELL, CCT, CIO

BRAZORIA COUNTY TREASURER

111 E. Locust, Room 305 Angleton, Texas 77515-4654
979-864-1353 FAX 979-864-1680

Attached is the Monthly Treasurer's Report submitted by Cathy Campbell, Brazoria County Treasurer for the month of MARCH 2021. This report is submitted in compliance with the Local Government Code Chapter 114, Chapter 2256 and Chapter 2257. This report contains:

Commissioners' Court Affidavit: 114.026 (d)
Monies received and disbursed: 114.026 (a) (1)
Pledged Securities Management Report: 2257.021
Debts due to* and owed by the county: 114.026 (a) (2)
All other proceedings in the Treasurer's office: 114.026 (a) (3)
Brazoria County general ledger fund activity: 114.026 (c)

Brazoria County Investment Portfolio for March 2021: 2256.023

Brazoria County Investment Activity Report for 2nd Quarter Fiscal Year 2021: 2256.023

Note: debts due to the County are reported to the Court by the collecting offices: 114.044

"I CERTIFY THAT TO THE BEST OF MY KNOWLEDGE THE ATTACHED REPORTS ARE TRUE AND CORRECT."

A handwritten signature in blue ink that reads "Cathy Campbell".

Cathy Campbell, CCT, CIO
Brazoria County Treasurer

MINUTES OF COUNTY FINANCES
TREASURER'S MONTHLY REPORT
AFFIDAVIT
COMMISSIONERS' COURT MAY 25, 2021

BEFORE ME, the undersigned authority, a Notary Public in and for Brazoria County, Texas, on this day personally appeared the Members of Brazoria County Commissioners' Court and who after being duly sworn upon their oaths do hereby state as follows:

The requirements of Subsection (c) of the Texas Local Government Code §114.026 have been met and that we have reviewed and examined the Monthly Report of: **CATHY CAMPBELL**, Treasurer of Brazoria County, Texas for **MARCH 2021**.

Further, having taken reasonable steps to ensure its accuracy as presented, approve the report and enter this order into the minutes which state total cash and other assets in the custody of the County Treasurer at the time of the examination to be \$202,147,543.27.

The Treasurer's report and this affidavit will be published on the Brazoria County website.

L. M. "Matt" Sebesta, Jr
County Judge

Donald W. "Dude" Payne
Commissioner Precinct 1


Ryan Cade
Commissioner Precinct 2

Stacy L. Adams
Commissioner Precinct 3

David R. Linder
Commissioner Precinct 4

SUBSCRIBED AND SWORN TO BEFORE ME THIS 25th DAY OF MAY, 2021.

Notary Public in and for Brazoria County, Texas
My Commission Expires: 4/12/2025



BRAZORIA COUNTY Bank Account Activity and Interest Report for MARCH 2021

Account	Ending Bank Balance 02/28/2021	Deposits and Other Credits Received	Checks and Other Debits Disbursed	Ending Bank Balance 03/31/2021	MONTHLY Interest Earned	Interest Rate
FIRST NATIONAL BANK OF LAKE JACKSON						
Tax Assessor/Collector GOVPAY Acct	-	0.00	0.00	0.00	0.00	0.70
Tax Assessor/Collector Veh Inventory Prop Tax	-	0.00	0.00	0.00	0.00	0.70
Payroll	1,418,651.55	14,928,621.88	(13,802,488.90)	2,544,784.53	1,117.50	0.70
Operating	23,164,644.74	24,925,374.37	(32,637,073.16)	15,452,945.95	1,233.68	0.70
Jury Fund	267,515.00	60.00	(7,615.00)	259,960.00	141.97	0.70
Tax Assessor/Collector Boat Sales Tax *	-	0.00	0.00	0.00	0.00	0.70
County Clerk Trust Fund	6,497,008.60	339,201.78	(1,175,009.51)	5,661,200.87	3,476.11	0.70
District Clerk Trust Fund	2,193,966.83	177,443.90	(204,635.12)	2,166,775.61	1,289.29	0.70
Tax Assessor/Collector Motor Vehicle Acct	-	0.00	0.00	0.00	0.00	0.70
Tax Assessor/Collector Boat Collections	-	0.00	0.00	0.00	0.00	0.70
Tax Assessor/Collector Sales Tax Account *	-	0.00	0.00	0.00	0.00	0.70
Sheriff Barber Shop Education Training Program *	-	0.00	0.00	0.00	0.00	0.70
Comptroller Direct Deposit	78,258.37	546.64	0.00	78,805.01	46.61	0.70
Sheriff's Dept Narcotic Unit-Operations	1,578,516.21	3,225,868.24	(3,468,027.57)	1,336,356.88	1,019.58	0.70
Comm. Super & Corrections Dept. Restitution Acct	5,036.94	8,100.00	(9,424.00)	3,712.94	3.37	0.70
District Atty Check Collection Account	151,330.31	78,220.47	(41,003.99)	188,546.79	92.16	0.70
Tax Assessor/Collector Tax Account	19,010.48	3,505.02	(1.44)	22,514.06	11.45	0.70
Employee Benefit Trust Fund *	-	0.00	0.00	0.00	0.00	0.70
Investment Acct	7,549,019.29	2,479,591.38	(1,341,428.45)	8,687,182.22	4,360.00	0.70
Credit Card Account	0.00	6,000,000.00	(4,000,000.00)	2,000,000.00	1,841.10	0.70
E-Filing / E-Recording	843,288.06	883,729.70	(926,469.21)	800,548.55	300.69	0.70
Parks Credit Card	356,294.95	498,328.60	(646,114.50)	208,509.05	129.54	0.70
Juvenile Restitution Account	39,439.21	75,496.08	(72,661.18)	42,274.11	25.21	0.70
TouchPay Credit Card	3,147.62	2,257.78	(2,291.76)	3,113.64	1.93	0.70
Brazoria County Receivables	79,708.77	144,473.19	(157,168.06)	67,013.90	34.33	0.70
Tax Assessor/Collector GOVPAY Acct	-	50,000.00	(50,000.00)	0.00	0.00	0.70
Tax Assessor/Collector Veh Inventory Prop Tax	682,953.52	1,545,357.31	(819,973.78)	1,408,337.05	382.67	0.70
Tax Assessor/Collector Boat Sales Tax *	314,049.15	223,427.19	(314,119.82)	223,356.52	94.62	0.70
Tax Assessor/Collector Motor Vehicle Acct	2,069.57	356,349.95	(350,818.14)	7,601.38	20.65	0.70
Tax Assessor/Collector Boat Collections	2,341,339.64	7,876,565.25	(7,436,916.65)	2,780,988.24	1,284.60	0.70
Tax Assessor/Collector Sales Tax Account *	29,846.07	85,745.43	(41,539.80)	74,051.70	21.59	0.70
Tax Assessor/Collector Tax Account	275,911.58	5,702,476.86	(5,307,144.32)	671,244.12	272.07	0.70
Tax Assessor/Collector Tax Account	7,204,934.70	20,287,214.63	(22,119,637.89)	5,372,511.44	3,252.90	0.70
First National Bank of Lake Jackson Totals	55,095,941.16	89,897,955.65	(94,931,562.25)	50,062,334.56	20,453.62	
TOTAL Interest Earning Accounts EOM Balance	55,095,941.16			50,062,334.56	20,453.62	
Non-Int bearing Accts: Sheriff, County and District Clerks Cash Bonds; TCDBG-IKE; Inmate Trusts; TCEQ; Bail Bond Sec; HMG						
				1,957,364.48		
				52,019,699.04		

This report is presented in accordance with The Texas Government Code Title 4 Sec. 114.026 (a)(1) and I certify that to the best of my knowledge the above is the true and correct cash balance remaining in the Treasurer's custody.


Cathy Campbell, CFT, CIO
Brazoria County Treasurer



CATHY CAMPBELL, CCT, CIO

BRAZORIA COUNTY TREASURER

111 E. Locust, Room 305 Angleton, Texas 77515-4654
979-864-1353 FAX 979-864-1680

Attached is a copy of the management report for the securities that were pledged to Brazoria County by First National Bank of Lake Jackson for the month of **MARCH 2021.**

Note: Brazoria County no longer has funds on deposit with Wells Fargo Bank.

"I CERTIFY THAT TO THE BEST OF MY KNOWLEDGE THE ATTACHED REPORT IS TRUE AND CORRECT."

A handwritten signature in blue ink that reads "Cathy Campbell". The signature is written in a cursive style and is positioned above the printed name.

Cathy Campbell, CCT, CIO
Brazoria County Treasurer

Reportfolio

First National Bank of Lake Jackson, Lake Jackson, T
 Published: 4/5/2021 12:04:57 PM

Management Report

Pledged To: BRAZORIA COUNTY

Date: 31-Mar-21
 Page: 18

Section V-C

Safetkeeping

Code	Cusip Trans#	Description Maturity	Prerefund	Pool Coupon	Moody StdPoor	Original Face Pledged Percent	Original Face Value	Pledged Par Value	Pledged Book Value	Pledged Market Value
FHLB	3136BBWU2	FNR 2020-62 PA		2.000		\$2,500,000.00 100.00%	\$2,500,000.00	\$2,434,681.40	\$2,530,510.79	\$2,476,181.03
	570108202008311	9/25/2050	FAS 115							
FEDERAL HOME LOAN BANK AFS										
FHLB	3137FX3K2	FHR 5020 TE		1.000		\$3,000,000.00 100.00%	\$3,000,000.00	\$2,923,877.88	\$2,921,192.83	\$2,925,509.70
	575645202010140	9/25/2050								
FEDERAL HOME LOAN BANK AFS										
FHLB	3136BCEP1	FNR 2020-73 KQ		1.750		\$2,500,000.00 100.00%	\$2,500,000.00	\$2,438,548.70	\$2,531,803.23	\$2,519,290.51
	573944202009280	10/25/2050								
FEDERAL HOME LOAN BANK AFS										

36 CMOs - Fixed Rate

Total Pledged	132	To: BRC BRAZORIA COUNTY	\$92,230,000.00	\$55,697,343.16	\$56,255,538.33	\$57,200,735.87
			\$334,195,624.00	\$89,474,802.14	\$90,619,617.91	\$92,387,464.01

\$0.00 Munis with Maturity Under 2 Years
 \$0.00 Munis with Maturity Over 2 Years

\$2,018,946.28 Other securities with Stated Maturity Under 2 Years
 \$87,455,855.86 Other securities with Stated Maturity Over 2 Years

** If no data is shown, then there are no pledges for the current period.



Brazoria County Bond Payments - March 2021

	<u>INTEREST</u>	<u>PRINCIPAL</u>	<u>BAB SUBSIDY</u>	<u>TOTAL</u>
Series 2012 - Certificates of Obligation	0.00	0.00	0.00	0.00
Series 2012 - Unlimited Tax Road Bonds	0.00	0.00		0.00
Series 2016 - Unlimited Tax Refunding Bonds	0.00	0.00		0.00
Series 2016 - Limited Tax Refunding Bonds	0.00	0.00		0.00
Series 2018 -Certificates of Obligation	0.00	0.00		0.00
Series 2018 - Unlimited Tax Refunding Bonds	0.00	0.00		0.00
Series 2020 -Unlimited Tax Refunding (2010B BAB) Bonds	0.00	0.00		0.00
TOTAL PAYMENTS	0.00	0.00	0.00	0.00

The following pages show the remaining bond payments to be made by Brazoria County.

This report is presented in accordance with The Texas Government Code Title 4 Sec. 114.026 (a)(2)


Cathy Campbell, CCT, CIO
Brazoria County Treasurer

BRAZORIA COUNTY, TEXAS
Series 2012 - Certificates of Obligation
Remaining Payment Schedule

FISCAL YEAR	INTEREST 1-Mar	PRINCIPAL 1-Mar	INTEREST 1-Sep	TOTAL PAYMENT
2021			443,825.00	443,825.00
2022	443,825.00	1,420,000.00	408,325.00	2,272,150.00
2023	408,325.00	1,495,000.00	370,950.00	2,274,275.00
2024	370,950.00	1,570,000.00	331,700.00	2,272,650.00
2025	331,700.00	1,650,000.00	290,450.00	2,272,150.00
2026	290,450.00	1,735,000.00	247,075.00	2,272,525.00
2027	247,075.00	1,825,000.00	201,450.00	2,273,525.00
2028	201,450.00	1,920,000.00	153,450.00	2,274,900.00
2029	153,450.00	2,000,000.00	118,450.00	2,271,900.00
2030	118,450.00	2,075,000.00	82,137.50	2,275,587.50
2031	82,137.50	2,145,000.00	44,600.00	2,271,737.50
2032	44,600.00	2,230,000.00		2,274,600.00
	2,692,412.50	20,065,000.00	2,692,412.50	25,449,825.00

Debt History:
Date of Receipt 26-Jul-12
Amount of Issue \$25,115,000.00
True Int Cost 3.380%

Paying Agent:
U.S. Bank
ABA routing # 091000022
St. Paul, MN 55486-2639

BRAZORIA COUNTY, TEXAS
Series 2012 - Unlimited Tax Road Bonds
Remaining Payment Schedule

FISCAL YEAR	INTEREST 1-Mar	PRINCIPAL 1-Mar	INTEREST 1-Sep	TOTAL PAYMENT
2021			89,100.00	89,100.00
2022	89,100.00	430,000.00	82,650.00	601,750.00
2023	82,650.00	445,000.00	75,975.00	603,625.00
2024	75,975.00	455,000.00	69,150.00	600,125.00
2025	69,150.00	470,000.00	62,100.00	601,250.00
2026	62,100.00	485,000.00	54,825.00	601,925.00
2027	54,825.00	500,000.00	47,012.50	601,837.50
2028	47,012.50	515,000.00	38,643.75	600,656.25
2029	38,643.75	535,000.00	29,950.00	603,593.75
2030	29,950.00	550,000.00	20,668.75	600,618.75
2031	20,668.75	570,000.00	10,693.75	601,362.50
2032	10,693.75	590,000.00		600,693.75
	580,768.75	5,545,000.00	580,768.75	6,706,537.50

Debt History:
Date of Receipt 26-Jul-12
Amount of Issue \$8,575,000.00
True Int cost 3.120%

Paying Agent:
U.S. Bank
ABA routing # 091000022
St. Paul, MN 55486-2639

BRAZORIA COUNTY, TEXAS
Series 2016 - Limited Tax Refunding Bonds
Remaining Payment Schedule

FISCAL YEAR	INTEREST 1-Mar	PRINCIPAL 1-Mar	INTEREST 1-Sep	TOTAL PAYMENT
2021			103,850.00	103,850.00
2022	103,850.00	905,000.00	85,750.00	1,094,600.00
2023	85,750.00	945,000.00	66,850.00	1,097,600.00
2024	66,850.00	980,000.00	47,250.00	1,094,100.00
2025	47,250.00	1,025,000.00	26,750.00	1,099,000.00
2026	26,750.00	1,070,000.00		1,096,750.00
	330,450.00	4,925,000.00	330,450.00	5,585,900.00

Debt History:
Date of Receipt 28-Jan-16
Amount of Issue \$8,125,000.00
True Int cost 2.207%

Paying Agent:
U.S. Bank
ABA routing # 091000022
St. Paul, MN 55486-2639

Refunding Series 2006 Certificate of Obligation

BRAZORIA COUNTY, TEXAS
Series 2016 - Unlimited Tax Refunding Bonds
Remaining Payment Schedule

FISCAL YEAR	INTEREST 1-Mar	PRINCIPAL 1-Mar	INTEREST 1-Sep	TOTAL PAYMENT
2021			125,525.00	125,525.00
2022	125,525.00	860,000.00	108,325.00	1,093,850.00
2023	108,325.00	900,000.00	90,325.00	1,098,650.00
2024	90,325.00	935,000.00	71,625.00	1,096,950.00
2025	71,625.00	975,000.00	52,125.00	1,098,750.00
2026	52,125.00	1,015,000.00	26,750.00	1,093,875.00
2027	26,750.00	1,070,000.00	0.00	1,096,750.00
	474,675.00	5,755,000.00	474,675.00	6,704,350.00

Debt History:
Date of Receipt 28-Jan-16
Amount of Issue \$8,425,000.00
True Int cost 2.376%

Paying Agent:
U.S. Bank
ABA routing # 091000022
St. Paul, MN 55486-2639

Refunding Series 2006 Unlimited Tax Road Bonds

BRAZORIA COUNTY
Unlimited Tax Refunding Bonds
Series 2018
Payment Schedule

FISCAL YEAR	INTEREST 1-Mar	PRINCIPAL 1-Mar	INTEREST 1-Sep	TOTAL PAYMENT
2021			82,875.00	82,875.00
2022	82,875.00	405,000.00	72,750.00	560,625.00
2023	72,750.00	425,000.00	62,125.00	559,875.00
2024	62,125.00	445,000.00	51,000.00	558,125.00
2025	51,000.00	475,000.00	39,125.00	565,125.00
2026	39,125.00	495,000.00	26,750.00	560,875.00
2027	26,750.00	520,000.00	13,750.00	560,500.00
2028	13,750.00	550,000.00		563,750.00
	348,375.00	3,315,000.00	348,375.00	4,011,750.00

Refunded Series 2008 Unlimited Tax Road Bonds

Debt History:
 Date of Receipt August 23, 2018
 Amount of Issue \$4,415,000.00
 Last Maturity March 01, 2028
 True Interest Cost 2.647974%

Paying Agent:
 U.S. Bank
 ABA routing # 091000022
 St. Paul, MN 55486-2539

P:\Treas\Debt Service Bonds\Unlimited Tax Refunding Bonds, Series 2018 Debt Service Payment Schedule.xls
 Prepared by Cathy Campbell, CCT, CIO Brazoria County Treasurer

BRAZORIA COUNTY
Certificates of Obligation
Series 2018
Payment Schedule

FISCAL YEAR	INTEREST 1-Mar	PRINCIPAL 1-Mar	INTEREST 1-Sep	TOTAL PAYMENT
2021			178,325.00	178,325.00
2022	178,325.00	305,000.00	170,700.00	654,025.00
2023	170,700.00	320,000.00	162,700.00	653,400.00
2024	162,700.00	335,000.00	154,325.00	652,025.00
2025	154,325.00	355,000.00	145,450.00	654,775.00
2026	145,450.00	370,000.00	136,200.00	651,650.00
2027	136,200.00	390,000.00	126,450.00	652,650.00
2028	126,450.00	410,000.00	116,200.00	652,650.00
2029	116,200.00	430,000.00	105,450.00	651,650.00
2030	105,450.00	455,000.00	94,075.00	654,525.00
2031	94,075.00	475,000.00	82,200.00	651,275.00
2032	82,200.00	500,000.00	69,700.00	651,900.00
2033	69,700.00	525,000.00	59,200.00	653,900.00
2034	59,200.00	545,000.00	48,300.00	652,500.00
2035	48,300.00	570,000.00	36,900.00	655,200.00
2036	36,900.00	590,000.00	25,100.00	652,000.00
2037	25,100.00	615,000.00	12,800.00	652,900.00
2038	12,800.00	640,000.00	0.00	652,800.00
	1,724,075.00	7,850,000.00	1,724,075.00	11,278,150.00

Debt History:
 Date of Receipt August 23, 2018
 Amount of Issue \$8,120,000.00
 Last Maturity March 01, 2038
 True Interest Cost 3.496221%

Paying Agent:
 U.S. Bank
 ABA routing # 091000022
 St. Paul, MN 55486-2639

P:\Treas\Debt Service Bonds\2018 Cert of Obligation Debt Service Payment Schedule.xls
 Prepared by Cathy Campbell, CCT, CIO Brazoria County Treasurer

BRAZORIA COUNTY
Unlimited Tax Road Refunding Bonds
Series 2020
Payment Schedule

FISCAL YEAR	INTEREST 1-Mar	PRINCIPAL 1-Mar	INTEREST 1-Sep	TOTAL PAYMENT
2021			226,375.00	226,375.00
2022	226,375.00	825,000.00	205,750.00	1,257,125.00
2023	205,750.00	860,000.00	184,250.00	1,250,000.00
2024	184,250.00	910,000.00	161,500.00	1,255,750.00
2025	161,500.00	950,000.00	137,750.00	1,249,250.00
2026	137,750.00	995,000.00	112,875.00	1,245,625.00
2027	112,875.00	1,050,000.00	86,625.00	1,249,500.00
2028	86,625.00	1,100,000.00	59,125.00	1,245,750.00
2029	59,125.00	1,155,000.00	30,250.00	1,244,375.00
2030	30,250.00	1,210,000.00		1,240,250.00
	1,204,500.00	9,055,000.00	1,204,500.00	11,464,000.00

Debt History:
 Date of Receipt January 23, 2020
 Amount of Issue \$9,840,000.00
 Last Maturity March 01, 2030
 True Interest Cost 1.720776%

Paying Agent:
 U.S. Bank
 ABA routing # 091000022
 St. Paul, MN 55486-2639

Refunded: 2010B Unlimited Tax Rd Bonds, (Build America Bonds)



CATHY CAMPBELL, CCT, CIO
BRAZORIA COUNTY TREASURER

Brazoria County Treasurer's Office Proceedings for March 2021

Activity	Count		Amount
Cash receipts issued:	54	\$	283,171.06
HMGP Application payments processed	7	\$	-
Treasurer Deposits processed:	58	\$	465,821.27
Healthcare Invoices processed:	10	\$	1,139,013.91
Retiree premium payments processed:	369	\$	53,001.00
<65 Retiree Prepaid 401h reimbursements processed:	118	\$	34,810.00
>65 Retiree Prepaid 401h reimbursements processed:	258	\$	49,200.00
Wire transfers executed:	104	\$	22,812,011.81
Toll Road Wires executed:	8	\$	282,910.80
EFT files processed:	18	\$	7,889,865.70
Accounts Payable checks printed and distributed:	1434	\$	8,120,057.73
Jury checks printed and distributed:	580	\$	8,230.00
BCCSCD checks printed and distributed:	128	\$	33,922.52
Payroll checks printed and distributed:	52	\$	160,749.23
Payroll advices printed and distributed (est.):	700		
Stop payments issued:	26	\$	43,560.90
Positive Pay files processed:	25		
Brazo general ledger journal entries posted:	178		
Toll Road general ledger journal entries posted:	39		
Reports to State	3		
Bank Reconciliations	19		
EFT Set ups and/or changes	6		

Submitted for compliance with Local Government Code Sec. 114.026 subsection (a)(3)

I certify to the best of my knowledge the above information is true and correct.

Cathy Campbell, CCT, CIO
Brazoria County Treasurer



Brazoria County General Ledger Fund Balance Activity
March 1, 2021 - March 31, 2021

998 Included

General Ledger Fund balances are of the last day of the month and may not include all journal entries and adjustments for that month. Bank accounts have been reconciled or, are in the process of being reconciled to general ledger since this report was generated. Submitted for compliance with Local Government Code Sec. 114.026 subsection (c)

Fund	Cash				Investments			
	Opening GL Balance	GL Debit	GL Credit	GL Ending Balance	Opening GL Balance	GL Debit	GL Credit	GL Ending Balance
10000 - General Fund	\$17,747,947.54	\$73,704,306.87	-\$71,277,026.69	\$20,175,227.72	\$127,464,822.93	\$6,350,525.14	-\$15,000,000.00	\$118,815,348.07
10100 - General Fund - Construction	\$459,487.10	\$1,011,684.70	-\$1,011,684.70	\$459,487.10				
10200 - Juv Prob Fees	\$54,699.08	\$3,518.66	-\$1,965.04	\$56,252.70				
10300 - Unclaimed Juvenile Restitution	\$11,179.29	\$0.00	\$0.00	\$11,179.29				
10400 - Env Health-Retail Food Permits	-\$17,613.05	\$33,252.52	-\$39,804.92	-\$24,165.45				
10500 - District Clerk Contingency	\$446,420.79	\$3,752.48	-\$1,989.05	\$448,184.22	\$267,976.87	\$4.25	\$0.00	\$267,981.12
10600 - Fire Training Field	\$20,986.23	\$0.84	-\$4,108.73	\$16,878.34				
10700 - Parks Special Events	\$13,746.30	\$0.69	\$0.00	\$13,746.99				
10710 - Parks SFA Special Projects	\$2,305.29	\$0.00	\$0.00	\$2,305.29				
10850 - CPS-Donations	\$19,911.58	\$234.01	\$0.00	\$20,145.59				
10900 - CPS-Bikes & Bears	\$116.93	\$0.01	\$0.00	\$116.94				
20000 - Road and Bridge Non-Construct	\$4,579,820.52	\$2,985,695.44	-\$4,872,894.92	\$2,692,621.04	\$23,276,129.82	\$1,469.78	\$0.00	\$23,277,599.60
20500 - Road and Bridge Construction	\$11,460.77	\$1,586,671.93	-\$1,572,046.15	\$26,086.55				
30000 - USDA-WC								
30100 - HHSC Women Infants & Children	-\$320,898.45	\$490,364.50	-\$422,992.18	-\$253,526.13				
30200 - USDA-WC Peer Counseling								
30300 - USDA-WC Registered Diet								
30400 - USDA-WC Lactation Reimb.								
30502 - HHS-PPCPS-CRI	-\$19,130.28	\$31,566.21	-\$25,710.24	-\$13,274.31				
30600 - HHS-RLSS-LPHS	-\$9,534.40	\$15,705.68	-\$13,412.88	-\$7,241.60				
30701 - HHS-CPS/HCID-PHEP								
30702 - HHS-CPS/UNIQUE								
30705 - HHS-PPCPS-HAZARDS	-\$57,333.20	\$97,629.55	-\$81,805.35	-\$41,509.00				
30706 - 2017 Hur Public Hlth Crisis R	-\$8,014.97	\$0.00	\$0.00	-\$8,014.97				
30707 - COVID-19 Health Grant	-\$178,936.93	\$186,723.33	-\$136,122.62	-\$128,336.22				
30708 - COVID19-2 Health Grant								
30710 - HHS-INFECTIOUS_DIS_CONTRL_UNIT	-\$27,708.40	\$34,319.92	-\$29,237.98	-\$22,626.46				
30800 - HHS-CPS-Title IV-E-FCM	-\$52,585.94	\$7,934.22	-\$17,713.88	-\$62,365.60				
30850 - HHS-CPS-Title IV-E Legal Svcs	-\$403,348.98	\$45,620.41	-\$161,200.41	-\$518,928.98				
30900 - HHS-TJPC-Title IV-E FosterCare								
31100 - DHS-Repetitive Flood Claims								
31300 - DHS-Buffer Zone Protection	\$13,729.21	\$0.00	\$0.00	\$13,729.21				
31500 - DHS-St Homeland Sec-UASI	-\$78,655.21	\$2,906.62	-\$44,897.62	-\$120,646.21				
31501 - DHS-St-UASI-M&A	-\$552.12	\$2,225.03	-\$3,239.44	-\$1,566.53				
31600 - DHS-St Homeland Security	\$500.00	\$0.00	\$0.00	\$500.00				
32000 - HUD-FY20-Section 8 CARES	\$193,757.65	\$8.42	-\$24,998.34	\$168,767.73				
32005 - HUD-FY05-Section 8 Housing-ADM	\$34,747.97	\$1.73	\$0.00	\$34,749.70				
32006 - HUD-FY06-Section 8 Housing-ADM	\$110,338.09	\$5.51	\$0.00	\$110,343.60				
32007 - HUD-FY07-Section 8 Housing-ADM	\$19,948.55	\$1.00	\$0.00	\$19,949.55				
32008 - HUD-FY08-Section 8 Housing-ADM	\$39,448.01	\$1.97	\$0.00	\$39,449.98				
32009 - HUD-FY09-Section 8 Housing-ADM	\$86,515.34	\$4.32	\$0.00	\$86,519.66				
32010 - HUD-FY10-Section 8 Housing-ADM	\$125,356.10	\$6.25	\$0.00	\$125,362.35				
32011 - HUD-FY11-Section 8 Housing-ADM	\$93,950.27	\$4.69	\$0.00	\$93,954.96				
32012 - HUD-FY12-Section 8 Housing-ADM	\$37,274.70	\$1.86	\$0.00	\$37,276.56				
32013 - Section8-Adm	\$503,072.20	\$25.11	\$0.00	\$503,097.31				
32019 - HUD-2019-Section 8 Housing-ADM	-\$48,708.95	\$0.00	-\$1.42	-\$48,708.37				
32020 - HUD-2020-Section 8 Housing-ADM	\$23,699.13	\$66.64	-\$863.89	\$22,901.88				
32021 - HUD-2021-Section 8 Housing-ADM	\$33,146.56	\$184,293.34	-\$180,839.25	\$36,600.65				
32113 - Section 8-HAP	\$197.00	\$0.00	\$0.00	\$197.00				
32119 - HUD-2019-Section 8 Housing-HAP	\$20,126.68	\$0.00	\$0.00	\$20,126.68				
32120 - HUD-2020-Section 8 Housing-HAP	-\$7,362.05	\$65.50	-\$0.36	-\$7,296.91				
32121 - HUD-2021-Section 8 Housing-HAP	\$4,480.86	\$645,377.49	-\$640,003.00	\$9,855.35				
32211 - HUD-CDBG-2011								
32212 - HUD-CDBG-PY2012								
32213 - CDBG	-\$65,200.23	\$760,031.69	-\$871,239.35	-\$176,407.89				
32214 - HOME	-\$849.08	\$50,336.16	-\$197,724.84	-\$148,237.76				
32215 - ESG	-\$42,837.47	\$190,433.62	-\$184,301.66	-\$36,705.51				
32600 - HUD-Texas CDBG								
32610 - HUD-2016 Flood GLO	-\$61,445.13	\$1,616.06	-\$3,186.24	-\$63,015.31				
32620 - HUD-Harvey GLO	-\$4,475.34	\$883.55	-\$1,500.09	-\$5,091.88				
33200 - USDOJ-Crime Vict Assist-VOCA	-\$27,765.68	\$62,781.38	-\$53,447.09	-\$18,431.40				
33250 - USDOJ-CSCD-Victim Svcs Prg								
33251 - USDOJ-CSCD-VSP	-\$2,610.36	\$3,480.48	-\$2,610.36	-\$1,740.24				
33300 - USDOJ-Drug Court Program	-\$32,651.80	\$66,806.03	-\$48,487.63	-\$14,333.40				
33310 - USDOJ-DWI Court Program	-\$5,327.56	\$45,995.11	-\$31,697.58	\$8,969.96				
33320 - USDOJ-Veterans Court Program	-\$1,844.28	\$3,625.56	-\$3,984.00	-\$2,202.72				
33330 - USDOJ-Domestic Violence Court	-\$42,418.18	\$55,931.33	-\$44,933.56	-\$31,420.41				
33410 - USDOJ-CESF Grant	-\$36,765.00	\$0.00	\$0.00	-\$36,765.00				
33420 - USDOJ-COVID-19 Mitigation	-\$117,962.29	\$201,352.74	-\$408,327.12	-\$324,936.67				
33500 - USDOJ-DEA-Narcotics OT Exp	-\$2,443.84	\$4,887.74	-\$2,443.87	\$0.03				
33510 - USDOJ-Organized Crime Drug Enf								
33900 - USDOJ-SCAAP	\$168,822.73	\$6.93	-\$29,980.00	\$138,849.66				

Fund	Cash				Investments			
	Opening GL Balance	GL Debit	GL Credit	GL Ending Balance	Opening GL Balance	GL Debit	GL Credit	GL Ending Balance
34105 - TPW-HRCP-COL BOTTOMLAND PROJ	-\$329,149.62	\$3,967.21	-\$7,123.17	-\$332,305.58				
34106 - TPW-Resoft Park Trail Dvlpmt	\$0.00	\$0.00	-\$889.00	-\$889.00				
34200 - DOI-Parks Boating Access								
34250 - DOI-Swan Lake Boat Ramp								
34400 - USDOT-CR 257 Repairs								
34600 - FEMA- Flood Disaster 2015								
34610 - FEMA - Flood Disaster 2016	\$39,613.97	\$0.00	\$0.00	\$39,613.97				
34615 - FEMA-Harvey 2017	\$564,340.66	\$102,884.86	-\$145,203.58	\$522,021.94				
34616 - FEMA-Hazard Mitigation Grant P	\$235,792.61	\$172,577.67	-\$294,201.96	\$114,168.32				
34619 - Fema - Flood Disaster 2019								
34620 - CARES-Coronavirus Relief Fund	-\$4,965,980.80	\$4,861.14	-\$338,696.68	-\$5,299,816.34				
34621 - FEMA-Laura 2020	-\$371,365.78	\$0.02	-\$38.26	-\$371,404.02				
34622 - FEMA-Beta 2020	-\$78,948.15	\$0.00	-\$2.56	-\$78,950.71				
34623 - FEMA - COVID19	-\$542,654.81	\$379,638.91	-\$826,171.47	-\$989,187.37				
34624 - FEMA Winter Storm-inc pd 2.11	-\$145.14	\$608,924.17	-\$1,146,207.34	-\$537,428.31				
34700 - IMLS-Library Mobile Proj Rnd 2								
34710 - FCC-E-Rate Library Program	-\$19,387.73	\$0.00	-\$18,986.73	-\$38,374.46				
34820 - USDC-SLP Dune Walkover								
34850 - USTREAS-Restore Act Projects	-\$405,778.07	\$17,215.00	-\$13,174.07	-\$401,737.14				
34851 - Emergency Rental Assistance	\$11,308,800.80	\$0.00	\$0.00	\$11,308,800.80				
34860 - DOI-Parks - CIAP Grant								
34880 - TXDOT-SH288 Truck Weigh Statn	\$0.00	\$3,797,779.57	-\$3,797,779.57	\$0.00				
34881 - TXDOT-CR58 PH II (CSJ304)	-\$479,603.60	\$195,046.56	-\$708,985.42	-\$993,542.46				
34882 - TXDOT-CR59 (CSJ 305)	-\$1,116,106.07	\$350,927.92	-\$178,638.73	-\$943,816.88				
34883 - TXDOT-CR101 Widening (CSJ303)	-\$9,256,783.00	\$1,006,246.58	-\$709,921.66	-\$8,960,458.08				
34890 - USDA NRCS Oyster Creek Ditch10								
34912 - USDOT-1212ANGLE-Wildlife								
34913 - TXDOT 1312ANGLE-APRON								
34925 - TXDOT - CARES 20CRANGLE								
35000 - TJDJ-State Aid	\$105,593.90	\$587,171.98	-\$467,543.05	\$225,222.83				
35650 - TJPC-JAEP-Boot Camp-8/31	-\$330,291.60	\$115,067.72	-\$211,744.63	-\$426,968.51				
35800 - TJPC-JAEP-Boot Camp-7/31								
35900 - TJDJ-Mental Health Services								
35950 - TJDJ-RDA-RegDiversionAlt-"R"	\$6,405.42	\$0.00	-\$20,594.85	-\$14,189.43				
36000 - TCEQ-Follets Island Conserv PI								
36150 - TCEQ-Tire Collection Grant	\$0.00	\$11,925.90	-\$47,464.18	-\$35,538.28				
36400 - TCEQ-Local Initiatives Prg								
36410 - Texas Veterans Treatment Crt	-\$58,404.17	\$89,139.67	-\$57,515.75	-\$26,780.25				
36601 - GLO-HRCP-COL BOTTOMLANDS EDUC	\$0.00	\$0.00	-\$3,097.14	-\$3,097.14				
36605 - GLO-Beach User Fees	-\$497,450.33	\$30,863.91	-\$56,367.64	-\$522,954.06				
36801 - TXDOT-CR 48 PROJECT								
37000 - OAG-VAG Grant	-\$21,202.12	\$40,294.73	-\$31,039.47	-\$11,946.86				
37100 - OAG-TEXAS VINE CONTR	-\$7,530.63	\$15,061.26	-\$15,061.26	-\$7,530.63				
37200 - DFPS-CPS-Title IV-B-Concr Svc								
37300 - TDHCA-Amy Young Barrier Remova								
37400 - TDH-Immunization	-\$30,751.58	\$56,312.47	-\$35,644.14	-\$10,083.25				
37800 - OAG-Regional Juv Mental Hlth S								
37913 - TXDOT-M312ANGLE-FY13RAMP								
37914 - TXDOT-M212ANGLE-FY14RAMP								
37916 - TXDOT-M1612ANGL-FY16RAMP								
37917 - TXDOT-FY17RAMP								
37918 - TXDOT-FY18RAMP								
37919 - TXDOT-FY19RAMP								
37920 - TXDOT-FY20RAMP								
37921 - TXDOT-FY21RAMP	-\$962.81	\$0.00	\$0.00	-\$962.81				
37950 - TXDOT-Airport Layout-19MPANGLE								
38000 - Fire Code Inspection & Permit	-\$255,645.64	\$103,747.02	-\$164,198.57	-\$316,097.19				
38010 - Economic Development Tax Abate	\$281,009.71	\$137,820.05	-\$50,000.00	\$368,829.76				
38020 - BC Industrial Development Corp	\$2,513.83	\$0.00	\$0.00	\$2,513.83				
38100 - Vital Statistics Fee	\$61,212.06	\$2,795.89	-\$1,133.00	\$62,874.95				
38110 - Records Mgmt-Co.Clk-Recording	\$1,651,660.11	\$187,165.11	-\$144,376.86	\$1,694,448.36	\$960,203.17	\$15.31	\$0.00	\$960,218.48
38120 - Records Archive-Co Clk	\$1,491,626.31	\$185,686.44	-\$109,764.62	\$1,567,548.13				
38130 - Records Mgmt-Co.Clk-Criminal	\$32,189.61	\$4,837.02	-\$3,956.69	\$33,069.94				
38200 - Civ,Crim,Prob Records Mgmt	\$232,827.44	\$1,578.65	-\$1,251.35	\$233,154.74	\$316,822.95	\$5.02	\$0.00	\$316,827.97
38210 - County Graffiti Eradication	\$2,745.44	\$0.14	\$0.00	\$2,745.58				
38220 - Cnty,District Court Technology	\$102,690.05	\$1,521.61	-\$561.37	\$103,650.29				
38230 - Record Preservation-CtyClk	\$63,811.05	\$6,469.65	-\$3,505.00	\$66,775.70				
38240 - Cnty, District Specialty Court	\$29,732.76	\$5,981.42	-\$2,307.49	\$33,406.69				
38300 - Child Abuse Prevention Fund	\$20,039.78	\$98.69	-\$21.28	\$20,117.19				
38310 - Family Protection Fund	-\$13,451.65	\$4,711.61	-\$2,490.00	-\$11,230.04				
38320 - Records Management-Dist. Clk.	\$23,962.28	\$9,771.31	-\$6,590.48	\$27,143.11				
38330 - Records Archive-District Clerk	\$70,747.87	\$10,873.70	-\$32,813.04	\$48,808.53				
38340 - Record Preservation-DistClk	\$7,379.62	\$16,292.33	-\$18,195.27	\$5,476.68				
38350 - Records Technology - DC	\$21,398.50	\$4,383.14	-\$2,955.02	\$22,826.62				
38400 - Justice Crt Building Security	-\$40,694.92	\$39,283.22	-\$47,744.37	-\$49,156.07				
38410 - Justice Court Technology Fund	\$491,804.80	\$14,385.82	-\$11,349.78	\$494,840.84				
38500 - Courthouse Security	\$459,947.85	\$29,339.36	-\$16,982.54	\$472,304.67				
38600 - LEOSE	\$143,292.29	\$44,110.08	-\$28,666.70	\$158,735.67				
38710 - D A Hot Check Collection	\$8,953.61	\$1.44	-\$828.06	\$8,126.99				
38720 - D A Supplemental	\$9,894.30	\$513.86	-\$895.57	\$9,512.59				
38730 - D A Forfeiture, CCP Chapter 59	\$107,491.58	\$11,095.78	-\$2,104.91	\$116,482.46				
38810 - Voter Registration	-\$2,455.52	\$2,709.54	-\$3,892.63	-\$3,638.61				
38820 - Special Inv,Dealer Escrow-Tax	\$58,883.18	\$4,474.08	-\$1,543.49	\$61,813.77	\$31,300.96	\$0.46	\$0.00	\$31,301.42
38830 - Scofflaw Fees, TTC Sect 502.01	\$1,664.62	\$40.09	\$0.00	\$1,704.71				
38910 - Election Services Contract	\$272,461.06	\$190,555.68	-\$265,225.01	\$197,791.73				

Fund	Cash				Investments			
	Opening GL Balance	GL Debit	GL Credit	GL Ending Balance	Opening GL Balance	GL Debit	GL Credit	GL Ending Balance
38920 - Elections - HAVA Equip. Rental	\$353,964.71	\$121,597.06	\$0.00	\$475,561.77				
38930 - Elections-CARES HAVA	\$42,026.67	\$2.10	-\$0.56	\$42,028.21				
39040 - Constable Pct 4 Forfeiture	\$2,036.23	\$0.00	\$0.00	\$2,036.23				
39100 - Sheriff Contraband Forfeiture	\$387,160.78	\$18.27	-\$20,902.58	\$366,276.47				
39110 - Braz Cnty Narcotics Task Force	\$442,912.60	\$43,992.73	-\$19,490.17	\$467,415.16				
39120 - Sheriff Commissary Fund	\$473,698.10	\$157,449.24	-\$159,881.97	\$471,265.38				
39130 - Sheriff-Federal Forfeiture	\$174,783.58	\$8.68	-\$809.39	\$173,982.87				
39200 - Juvenile Case Manager Fund	\$9,735.59	\$177.66	-\$85.71	\$9,827.54				
39210 - Bond & Occupational LSF	-\$9,638.84	\$13,896.38	-\$18,902.61	-\$14,645.07				
39300 - Reliant Energy CARE Program	\$9,624.28	\$0.00	-\$2,223.65	\$7,400.63				
39310 - UnitedWay-Emergency Assistance	\$5.60	\$0.00	\$0.00	\$5.60				
39315 - Rebuild Texas Fund								
39390 - SETH-SE TX Housing Fln. Corp.								
39410 - Library-Special Projects	\$223,284.09	\$2,208.46	-\$1,936.83	\$223,555.72				
39500 - SEP-Wastewater-EnvHlth-TCEQ	-\$9,285.78	\$0.00	\$0.00	-\$9,285.78				
39600 - SEP-Parks-TCEQ								
39610 - Parks Improvements								
39615 - TPW Foundation-Grt TX Birding	\$1,165.60	\$0.00	\$0.00	\$1,165.60				
39620 - Shoreline Rest. Task Force	\$38,984.72	\$1.95	\$0.00	\$38,986.67				
39630 - 2006 GoM Energy Security Act	\$2,409,248.87	\$115.58	-\$91,052.29	\$2,318,312.16				
39700 - Lateral Road Fund								
39710 - Road & Bridge, Ch 152, Tx Code								
39720 - Special Projects								
39764 - Riverside Est Spcl Assmt	-\$198,241.94	\$1,431.72	\$0.00	-\$196,810.22				
39765 - Briar Meadows AmyLn Ross Rd SA	-\$188,377.98	\$5,476.42	\$0.00	-\$182,901.56				
39766 - Twin Lakes Assmt	-\$107,206.89	\$5,928.00	\$0.00	-\$101,278.89				
39767 - Greenhouse Rd Spec Assessment	-\$9,873.10	\$0.00	\$0.00	-\$9,873.10				
39768 - Old Coffee Plantation Sp Asses	-\$59,262.98	\$0.00	\$0.00	-\$59,262.98				
39800 - Law Library	\$12,382.86	\$54,201.43	-\$58,785.66	\$7,798.63	\$217,815.30	\$3.45	\$0.00	\$217,818.75
39900 - Mosquito Control District	\$1,733,388.05	\$228,929.59	-\$259,504.67	\$1,702,812.97	\$386,497.33	\$6.15	\$0.00	\$386,503.48
40000 - 2012 Gen Oblig Rfd (2003 CO)	-\$760.92	\$760.92	\$0.00	\$0.00				
41000 - 2016 Limited Tax Rfd (2006 CO)	\$572,823.26	\$39,110.09	-\$450.00	\$611,483.35	\$487,951.74	\$7.76	\$0.00	\$487,959.50
42000 - 2012 Cert of Oblig-I,S	\$397,413.67	\$110,141.70	\$0.00	\$507,555.37				
42100 - 2018 Cert of Oblig-I,S	\$390,409.64	\$41,660.15	\$0.00	\$432,069.79				
42200 - 2021 CO-Courthouse Campus I,S	\$2,580,199.99	\$131,851.36	\$0.00	\$2,712,051.35				
43000 - Tax Notes, Series 2013 I&S								
44000 - Toll Road-SH288-I&S	\$3,439,153.53	\$241,588.12	-\$1,634,509.28	\$2,046,232.37				
45000 - Road Bonds-Mobility-I,S	\$2,035,586.85	\$144,464.63	-\$450.00	\$2,179,601.48	\$877,115.89	\$13.92	\$0.00	\$877,129.81
45100 - Mobility-BuildAmerica-I,S								
51000 - 2006 Certificate of Obligation								
52000 - 2012 Cert of Oblig,C,M								
52100 - 2018 Cert of Oblig,C,M	\$260,613.67	\$13.00	\$0.00	\$260,626.67	\$3,605,701.25	\$57.36	\$0.00	\$3,605,758.61
53000 - Tax Notes, Series 2013 C&M								
54000 - Toll Road-SH288-C & M	\$1,862,019.90	\$37.67	-\$342,582.97	\$1,519,474.60	\$16,079,912.16	\$1,261.41	\$0.00	\$16,081,173.57
55000 - Mobility Plan	\$615,043.59	\$30.69	\$0.00	\$615,074.28				
57000 - Hwy 6 ROW Acquisition-C,M								
57200 - Ring of Honor	\$54,223.84	\$64.71	\$0.00	\$54,288.55				
60500 - Airport Operating	-\$1,518,936.39	\$430,143.30	-\$459,622.74	-\$1,548,415.83				
61000 - BCTRA O&M SH288	\$1,102,314.52	\$12.58	-\$977.73	\$1,101,349.37				
61100 - Braz Cnty Toll Rd-Preliminary	-\$13,439.12	\$0.00	\$0.00	-\$13,439.12				
64000 - BCTRA FM518 PEDC-SH288	\$496,289.55	\$4.52	-\$12,141.24	\$484,152.83				
64100 - BCTRA Contributions-SH288								
64200 - BCTRA FM518 TXDOT-SH288	-\$259,217.36	\$92,104.44	-\$80,795.07	-\$247,907.99				
71000 - Health Care Benefits	\$7,526,601.25	\$2,400,212.39	-\$1,260,715.19	\$8,666,098.45				
72000 - Employee Health Clinic	\$37,651.57	\$126,843.41	-\$135,619.15	\$28,875.83				
73000 - Insurance Reserve	\$413,439.18	\$18.50	-\$42,669.22	\$370,788.46	\$898,556.37	\$14.27	\$0.00	\$898,570.64
81000 - B Cnty Groundwatr Conserv Dist	\$1,638,258.26	\$147,940.16	-\$66,795.45	\$1,719,402.97				
81100 - Braz Cnty Toll Road Authority								
81500 - CSCD-Sub Abuse-Outpatient-DP	-\$75,551.41	\$115,276.14	-\$106,756.08	-\$67,031.35				
81600 - CSCD-TAIP Treatment Alter.	-\$7,791.00	\$30,394.00	-\$19,232.00	\$3,371.00				
81700 - CSCD-Mental Health Caseloads	-\$1,857.30	\$69,623.10	-\$52,954.24	\$14,811.56				
81800 - CSCD-Supervision Program	\$1,132,876.75	\$1,525,067.54	-\$1,218,154.30	\$1,439,789.99				
81850 - CSCD-Evidence Based Assessment								
81900 - CSCD-Comm Corr-Op Hab Caseload	\$128,661.14	\$215,983.03	-\$132,071.33	\$212,572.84				
82000 - CSCD-Comm Corr-Life								
82100 - CSCD-Comm Corr-Sex Offender	\$20,096.11	\$95,047.87	-\$68,721.74	\$46,422.24				
82200 - CSCD-Comm Corr-Substance Abuse	-\$0.00	\$0.00	\$0.00	-\$0.00				
82300 - CSCD-Operation Habilitation DP	\$9,274.78	\$62,165.56	-\$42,147.24	\$29,293.10				
82400 - CSCD-New Caseload Reduction-DP								
82500 - CSCD-DP30 Sub Abuse Trt Pgrm	-\$29,579.65	\$111,475.25	-\$95,947.91	-\$14,052.31				
88000 - Trust & Agency								
88200 - Brazos Mall								
88300 - SH288 @ CR 56 Overpass								
89000 - Historical Commission	\$1,466.91	\$0.07	\$0.00	\$1,466.98	\$14,426.47	\$0.31	\$0.00	\$14,426.78

**BRAZORIA COUNTY
PORTFOLIO REPORT
March 2021**

Current Date: 3/31/2021

Fund	Description	Type	CUSIP	Coupon	Settle Date	Maturity Date	Next Call Date	Par Value	Purch Price	Purch Cost	Book Value	Mkt Price	Mkt Value	Days to Mat	YTM	Interest Earned
10000	FHLMC	Agency	3134GWKS4	0.300	08/17/20	05/17/23	08/17/21	2,000,000.00	100.000	2,000,000.00	2,000,000.00	1.0006	2,001,200.00	777	0.300	
10000	FNMA	Agency	3136G4R54	0.375	08/24/20	08/24/23	08/24/21	2,000,000.00	100.000	2,000,000.00	2,000,000.00	1.0010	2,002,000.00	876	0.375	
10000	FFCB	Agency	3133EMDM1	0.270	10/20/20	10/20/23	10/20/22	2,000,000.00	100.000	2,000,000.00	2,000,000.00	0.9980	1,996,000.00	933	0.270	
10000	FFCB	Agency	3133EMQM7	0.200	02/16/21	02/16/24	02/16/22	2,000,000.00	100.000	2,000,000.00	2,000,000.00	0.9943	1,988,600.00	1052	0.200	
10000	FHLB	Agency	3130ALKM5	0.350	03/15/21	03/15/24	09/15/21	2,000,000.00	100.000	2,000,000.00	2,000,000.00	1.0000	2,000,000.00	1080	0.350	
10000	FHLB	Agency	3130ALLM4	0.350	03/29/21	03/28/24	06/28/21	2,000,000.00	100.000	2,000,000.00	2,000,000.00	1.0000	2,000,000.00	1093	0.350	
997	TexPool	LGIP		0.019				65,225,388.09	100.000	65,225,388.09	65,225,388.09	100.00	65,225,388.09	1	0.019	1,194.99
998	Texas Class	LGIP		0.105				72,902,456.14	100.000	72,902,456.14	72,902,456.14	100.00	72,902,456.14	1	0.105	6,507.34
999	Depository	Cash		0.700				52,019,699.04	100.000	52,019,699.04	52,019,699.04	100.00	52,019,699.04	1	0.700	20,453.62
								202,147,543.27		202,147,543.27	202,147,543.27		202,135,343.27	58	0.242	28,155.95

Matured or Called Investments:

This report is presented in accordance with the Texas Government Code Title 10 Section 2256.023 and complies with the Investment Strategy of Brazoria County's Investment Policy and I certify that to the best of my knowledge the above is true and correct.

Cathy Campbell

Cathy Campbell, CIO, CIO
Brazoria County Treasurer

BRAZORIA COUNTY
Investment Data Summary
March 2021

Type Breakdown:	Book Value	Percent	Wtd Avg Mat	Wtd Avg Yield
LGIP	138,127,844.23	68.33%	1	0.064
Agency	12,000,000.00	5.94%	969	0.308
Cash	52,019,699.04	25.73%	1	0.700
	202,147,543.27	100.00%	58	0.242

Issuer Breakdown:	Book Value	Percent	Wtd Avg Mat	Wtd Avg Yield
FNMA	2,000,000.00	0.99%	876	0.375
FHLB	4,000,000.00	1.98%	1087	0.350
FHLMC	2,000,000.00	0.99%	777	0.300
-	-			
FFCB	4,000,000.00	1.98%	992	0.230
-	-			
TexPool	65,225,388.09	32.27%	1	0.019
Texas Class	72,902,456.14	36.06%	1	0.105
Depository	52,019,699.04	25.73%	1	0.700
	202,147,543.27	100.00%	58	0.242

Fund Breakdown:	Book Value	Percent	Wtd Avg Mat	Wtd Avg Yield
10000	12,000,000.00	5.94%	969	0.308
20500	-			
997	65,225,388.09	32.27%	1	0.019
998	72,902,456.14	36.06%	1	0.105
999	52,019,699.04	25.73%	1	0.700
	202,147,543.27	100.00%	58	0.242

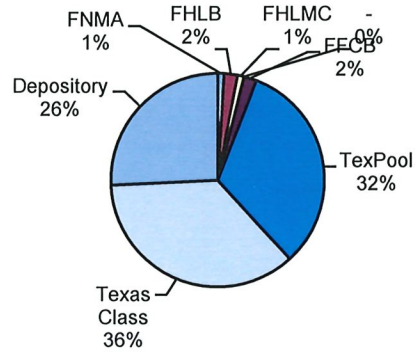
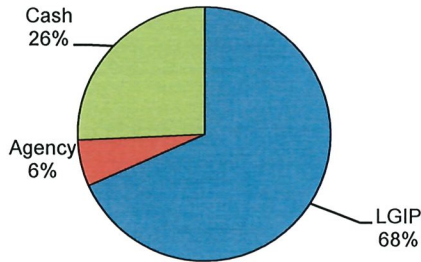
Maturity Breakdown:	Book Value	Percent
Less Than 90 Days	190,147,543.27	94.06%
90 to 180 Days	-	0.00%
181 to 365 Days	-	0.00%
More Than 365 Days	12,000,000.00	5.94%
	202,147,543.27	100.00%

BRAZORIA COUNTY
Investment Summary Report
For the Period Ending 03/31/2021

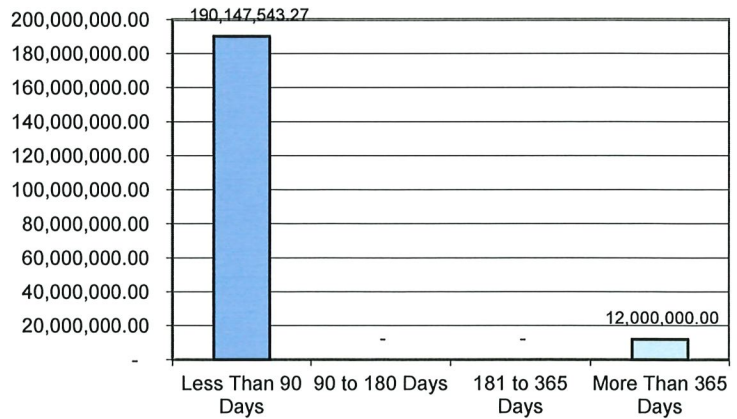
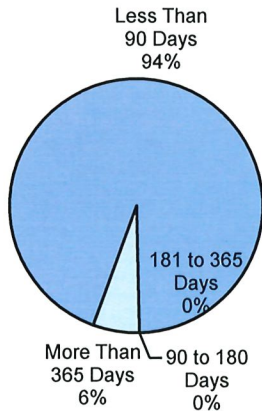
Total Portfolio Summary			
	Current Month 03/31/21	Prior Month 2/28/2021	Change From Prior
Book Value	202,147,543.27	215,631,049.25	(13,483,505.98)
Market Value	202,135,343.27	215,629,849.25	(13,494,505.98)
Market Value%	99.99%	100.00%	-0.01%
Weighted Average Maturity - Days	58 days	36 days	23
Weighted Average Yield	0.242%	0.25%	-0.01%

Portfolio Composition by Fund			
Fund Name	3/31/2021 Book Value	Wtd Avg Yield	Wtd Avg Maturity
10000	12,000,000.00	0.308%	969
20500	-		0
997	65,225,388.09	0.019%	1
998	72,902,456.14	0.105%	1
999	52,019,699.04	0.700%	1
TOTALS:	202,147,543.27	0.242%	58 days

Portfolio Composition by Security Type	Portfolio Composition by Issuer
--	---------------------------------



Maturity Distribution



Monthly Interest Earned for Fiscal Year 2021

	Oct	Nov	Dec	1st Qtr	Jan	Feb	Mar	2nd Qtr	April	May	June	3rd Qtr	July	August	Sept	4th Qtr	Ann Earned
BANK	24,302.33	24,093.11	17,690.12	66,085.56	29,475.55	21,004.18	20,453.62	70,934.95				0.00				0.00	137,019.91
TEXPOOL	3,550.27	3,238.64	3,945.87	10,734.78	3,955.66	2,591.08	1,194.99	7,741.73				0.00				0.00	18,476.51
Texas Class	9,721.38	5,794.72	5,591.84	21,107.94	6,357.06	5,980.81	6,507.34	18,845.21				0.00				0.00	39,953.15
Agencies	0.00	0.00	0.00	0.00	21,250.00	6,750.00	0.00	28,000.00				0.00				0.00	28,000.00
Total Per Mo.	37,573.98	33,126.47	27,227.83	97,928.28	61,039.27	36,326.07	28,155.95	125,521.29	0.00	0.00	0.00	0.00	0.00	0.00	0.00	0.00	223,449.57

I certify that to the best of my knowledge the above is true and correct.

Cathy Campbell

Cathy Campbell, C.T., C.I.O.
Brazoria County Treasurer

	Oct	Nov	Dec	1st Qtr	Jan	Feb	Mar	2nd Qtr	April	May	June	3rd Qtr	July	August	Sept	4th Qtr
BANK	0.70%	0.70%	0.70%	0.70%	0.70%	0.70%	0.70%	0.70%				0.00%				0.00%
TEXPOOL	0.13%	0.12%	0.09%	0.12%	0.08%	0.04%	0.02%	0.05%				0.00%				0.00%
TEXAS CLASS	0.18%	0.15%	0.14%	0.16%	0.13%	0.11%	0.11%	0.12%				0.00%				0.00%



Monthly Newsletter: April 2021

ANNOUNCEMENTS

We welcome the following entities who joined TexPool in March 2021:

TexPool Prime
City of Garland TX Zone Bancorporation NA, dba
Always Bank & TITLE
No New Participants

Upcoming Events

- April 19 2021 - April 22 2021
49th Annual County Treasurers Continuing Education Seminar
Embassy Suites San Marcos Hotel & Conference Center, San Marcos, Texas
- June 14, 2021 - June 16, 2021
TASBO Summer Solutions Conference Round Rock
- June 17, 2021 - June 19, 2021
AWP&D Annual Conference
Henry B. Gonzalez Convention Center San Antonio, Texas

TexPool Advisory Board Members

- David Garcia
 - Jerry Dale
 - Patrick Krishok
 - David Landeros
 - Berlin Weaver
 - Sharon Matthews
 - Deborah Laudermilk
 - Vivian Wood
- Oversen by the State of Texas Comptroller of Public Accounts Glenn Hegar.
Operated under the supervision of the Texas Treasury Safeguarding Trust Company

Economic and Market Commentary: Questions, and questions

April 1, 2021

With concerns about inflation on many minds, Federal Reserve officials took countless questions last month about when they will scale back accommodative policy. To Chair Jerome Powell, it probably sounded like kids in the back seat of a car on a trip—“Are we there yet?”—to which he had to repeat, “Not yet!”

Policy makers do not think that the backup in long rates means inflation is even on the tarmac, let alone ready to take off. In testimony on Capitol Hill, Chair Powell said the surge in the 10-year Treasury yield had more to do with the progress of vaccinations and expectations of growth. The Fed is not going to change policy for “some time,” the same indefinite period in which it will let core inflation exceed 2%. Projections from the March Federal Open Market Committee meeting showed a slight shift earlier to a 2022 timeframe, but that’s it. The news from the meeting that disappointed cash managers was that the committee didn’t lift its rates on overnight lending.

The rise in the 10-year yield so dominated the financial press, you’d think the \$1.9 trillion American Rescue Plan didn’t pass. So far, most of the dispersed dollars have gone to personal stimulus checks, but the Plan provides substantial direct aid

(continued page 6)

	TexPool	TexPool Prime
Current Invested Balance	\$26,406,501,473.55	\$9,633,215,680.86
Weighted Average Maturity**	29	51
Weighted Average Life**	89	59
Net Asset Value	1,00017	1,00008
Total Number of Participants	2,844	441
Management Fee on Invested Balance	0.0450%	0.0550%
Interest Distributed	\$436,469.97	\$784,187.10
Management Fee Collected	\$1,042,733.57	\$438,380.91
Standard & Poor’s Current Rating	A++Am	A++Am
Month Averages		
Average Invested Balance	\$27,359,749,358.29	\$10,092,766,950.20
Average Monthly Rate*	0.02%	0.09%
Average Weighted Average Maturity**	30	52
Average Weighted Average Life**	87	60

*This average monthly rate for TexPool Prime for each date may reflect a waiver of some portion or all of each of the management fees.
**See page 2 for definitions.
†Our performance is no guarantee of future results.

Phone: 1-866-TEXPOOL (839-7665) • Fax: 1-866-899-3291 • TexPool.com
© 2021 Federated Hermes, Inc.
Q35884-24 (4/21)



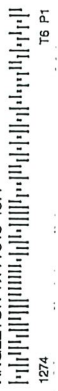
Managed and Serviced by

PSRST STD
U.S. POSTAGE
PAID
AUSTIN, TX
PERMIT NO. 1284



Participant Services
1001 Texas Ave., Suite 1150
Houston, TX 77002

MS. CATHY CAMPBELL
BRAZORIA COUNTY
111 E LOCUST ST STE 305
ANGLETON TX 77515-4677



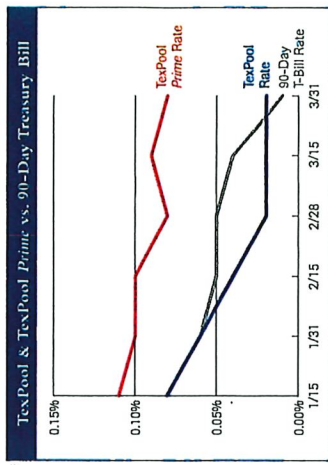
1274

TS PI

to state and local governments. We still expect that the U.S. Treasury will have to issue enough bills when funding it to reduce pressures on short rates somewhat. But the wild card from a supply perspective is that the Fed let the temporary exemption of the Supplementary Leverage Ratio (SLR) expire. Part of the regulations that emerged from the global financial crisis, the SLR essentially forces the biggest U.S. banks to hold more reserves to better counter market disruptions. But the rule hurt liquidity during the depth of the pandemic crisis and the Fed suspended it, allowing banks to exclude Treasuries when calculating the ratio.

It will be intriguing how this development plays out. Banks are going to have to hold more capital if they keep their balance sheets the same (though most top banks already have excess capital, so it likely would be marginal). Will they sell securities? Will they reduce their bids in Treasury auctions? Both actions could increase supply in the market. Or will they downsize their total balance sheets and begin shedding excess deposits in the process? The former could increase supply and potentially lift rates slightly. The latter is less clear, but certainly could lead to the opposite if capital flows into the money markets. There are plenty of variables, and things will get interesting.

Treasury yields ended the quarter with 3-month at 0.01%, 6-month at 0.02%, 12-month at 0.07%. The London interbank offered rate (Libor) ended the quarter



90-Day Treasury Bill is a short-term debt instrument backed by the national government. These are used to collect immediate cash to meet outstanding obligations.
Any private investor can invest in a Treasury bill. The 90-Day Treasury Bill is a weighted average mix of the weekly auctions of 90-Day Treasury Bills.
†Our performance is no guarantee of future results.

with 1-month at 0.11%, 3-month at 0.19%, 6-month at 0.21% and 12-month at 0.28%. The weighted average maturity (WAM) at month-end was 30 days for TexPool and 52 days for TexPool Prime.

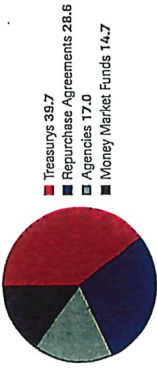
Portfolio by Maturity (%)

As of March 31, 2021



Portfolio by Type of Investment (%)

As of March 31, 2021



Portfolio Asset Summary as of March 31, 2021

	Book Value	Market Value
Uninvested Balance	-\$1,141,021.34	0.00
Receivable for Investments Sold	0.00	9,910,977.64
Accrual of Interest Income	9,910,977.64	0.00
Interest and Management Fees Payable	-436,565.37	-436,565.37
Payable for Investments Purchased	0.00	0.00
Accrued Expenses & Taxes	-32,555.96	-32,555.96
Repurchase Agreements	7,544,780,725.00	7,544,780,725.00
Mutual Fund Investments	3,889,074,000.00	3,889,074,000.00
Government Securities	4,438,301,196.88	4,441,564,910.24
U.S. Treasury Bills	8,910,138,904.28	8,910,138,904.28
U.S. Treasury Notes	1,616,604,152.77	1,617,047,762.90
Total	\$26,406,501,473.55	\$26,410,902,127.39

Market value of collateral supporting the Repurchase Agreements is at least 102% of the Book Value. The portfolio is managed by Federated Investment Consulting and the assets are safe kept in a separate custodial account at State Street Bank in the name of Tex-Pool. The only source of payment to the Participants is the assets of Tex-Pool. There is no secondary source of payment for the pool such as insurance or State guarantee. Should you require a copy of the portfolio, please contact Tex-Pool Participant Service.

Participant Summary

	Number of Participants	Balance
School District	599	\$8,220,772,532.56
Higher Education	60	\$1,467,956,280.91
County	182	\$2,886,689,250.25
Healthcare	90	\$1,539,207,200.22
Utility District	839	\$3,521,210,636.27
City	483	\$6,549,042,581.46
Emergency Districts	200	\$1,824,000,624.30
Economic Development Districts	98	\$276,396,088.46
Other	83	\$121,203,533.11

***Definition of Weighted Average Maturity and Weighted Average Life

WAM is the mean average of the periods of time remaining until the securities held in Tex-Pool (a) are scheduled to be repaid, (b) would be repaid upon a demand by Tex-Pool, or (c) are scheduled to have their interest refunded to their issuer within 307 days. Securities with adjustable rates payable upon demand are treated as maturing on the earlier of the two dates set forth in (b) and (c) if their scheduled maturity is 307 days or less and the later of the two dates set forth in (b) and (c) if their scheduled maturity is more than 307 days. The mean is weighted based on the percentage of the amortized cost of the portfolio invested in each period.

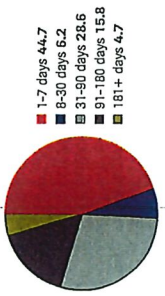
WAL is calculated in the same manner as WAM, but is based solely on the periods of time remaining until the securities held in Tex-Pool (a) are scheduled to be repaid or (b) would be repaid upon a demand by Tex-Pool, without reference to when interest rates of securities within Tex-Pool are scheduled to be refunded.

Daily Summary

Date	Money Mkt. Fund Equiv. (SEC Yield)	Dividend Factor	TexPool Invested Balance	NAV	IWAM (Days)	IWAU (Days)
3/1	0.0215%	0.000000590	\$28,092,155,031.74	1.00016	31	86
3/2	0.0272%	0.000000746	\$28,250,453,464.81	1.00015	30	86
3/3	0.0334%	0.000000914	\$28,248,180,030.65	1.00015	30	85
3/4	0.0267%	0.000000732	\$27,996,633,565.94	1.00015	30	87
3/5	0.0235%	0.000000644	\$27,797,618,456.55	1.00015	31	87
3/6	0.0235%	0.000000644	\$27,797,618,456.55	1.00015	31	87
3/7	0.0221%	0.000000605	\$27,751,452,154.65	1.00014	31	86
3/8	0.0225%	0.000000617	\$27,719,953,802.81	1.00015	30	85
3/9	0.0215%	0.000000588	\$27,540,754,317.90	1.00015	30	85
3/10	0.0203%	0.000000557	\$27,460,686,081.48	1.00015	30	87
3/11	0.0189%	0.000000517	\$27,590,755,793.46	1.00015	31	87
3/12	0.0189%	0.000000517	\$27,590,755,793.46	1.00015	31	87
3/13	0.0189%	0.000000517	\$27,590,755,793.46	1.00015	31	87
3/14	0.0169%	0.000000455	\$27,465,365,136.68	1.00016	29	85
3/15	0.0159%	0.000000435	\$27,526,650,319.00	1.00016	29	84
3/16	0.0159%	0.000000432	\$27,455,153,528.08	1.00017	29	84
3/17	0.0154%	0.000000423	\$27,446,353,063.04	1.00017	29	85
3/18	0.0143%	0.000000391	\$27,282,597,200.11	1.00017	29	86
3/19	0.0143%	0.000000391	\$27,282,597,200.11	1.00017	29	86
3/20	0.0144%	0.000000395	\$27,222,669,301.11	1.00017	30	86
3/21	0.0144%	0.000000395	\$27,222,669,301.11	1.00017	30	86
3/22	0.0147%	0.000000402	\$26,865,616,676.14	1.00017	29	86
3/23	0.0150%	0.000000410	\$26,737,218,624.94	1.00017	31	91
3/24	0.0154%	0.000000423	\$26,623,855,939.60	1.00017	32	92
3/25	0.0154%	0.000000423	\$26,623,855,939.60	1.00017	32	92
3/26	0.0159%	0.000000424	\$26,534,846,547.69	1.00017	29	90
3/27	0.0159%	0.000000432	\$26,459,012,721.89	1.00017	29	89
3/28	0.0157%	0.000000429	\$26,406,501,473.55	1.00017	29	89
Average:	0.0187%	0.000000513	\$27,359,749,358.29	1.00016	30	87

TEXPOOL Prime

Portfolio by Maturity (%)
As of March 31, 2021



Portfolio by Type of Investment (%)
As of March 31, 2021



Portfolio Asset Summary as of March 31, 2021

	Book Value	Market Value
Uninvested Balance	\$-5468,440.04	
Receivable for Investments Sold	0.00	
Accrual of Interest Income	253,444.30	
Interest and Management Fees Payable	-784,188.08	
Payable for Investments Purchased	0.00	
Accrued Expenses & Taxes	-13,457.58	
Repurchase Agreements	1,231,220,000.00	
Commercial Paper	7,081,073,147.04	
Bank Instruments	0.00	
Mutual Fund Investments	562,052,003.75	
Government Securities	419,808,673.91	
Variable Rate Notes	340,145,625.00	
Total	\$9,633,215,680.86	\$9,633,215,680.86

Master will be collateral supporting the Repurchase Agreements is at least 102% of the Book Value. The portfolio is managed by Fidelity Investment. Committing and the assets are safe kept in a separate custodial account at State Street Bank in the name of TexPool Prime. The assets of TexPool Prime are the only source of payments to the Participants. There is no secondary source of payment for the pool such as insurance or State guarantee. Should you require a copy of the portfolio, please contact TexPool Participant Services.

Participant Summary

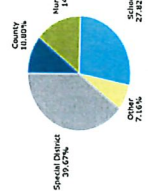
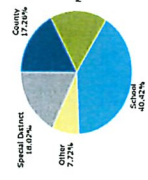
	Number of Participants	Balance
School District	127	\$3,616,300,731.89
Higher Education	19	\$690,657,600.21
County	44	\$789,263,443.50
Healthcare	18	\$379,892,579.53
Utility District	49	\$311,019,075.11
City	90	\$2,283,322,714.82
Emergency Districts	21	\$57,287,370.16
Economic Development Districts	15	\$20,517,058.10
Other	58	\$1,554,828,420.70

TEXPOOL Prime

Daily Summary

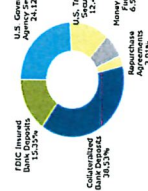
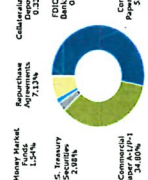
Date	Money Mkt. Fund Equiv. (SEC-Stub)	Dividend Factor	TexPool Prime Invested Balance	NAV	WAM Days	WAL Days
3/1	0.0869%	0.000002435	\$10,442,150,487.01	1.00008	48	56
3/2	0.0924%	0.000002532	\$10,453,915,385.64	1.00008	51	59
3/3	0.0952%	0.000002608	\$10,409,445,698.40	1.00008	51	59
3/4	0.0854%	0.000002339	\$10,452,739,184.28	1.00008	51	59
3/5	0.0881%	0.000002415	\$10,371,037,721.49	1.00007	52	60
3/6	0.0881%	0.000002415	\$10,371,037,721.49	1.00007	52	60
3/7	0.0881%	0.000002415	\$10,371,037,721.49	1.00007	52	60
3/8	0.0855%	0.000002842	\$10,335,059,590.78	1.00007	50	58
3/9	0.0919%	0.000002518	\$10,247,227,422.67	1.00008	54	62
3/10	0.0946%	0.000002596	\$10,209,921,303.58	1.00007	54	62
3/11	0.0959%	0.000002619	\$10,171,708,866.15	1.00007	53	61
3/12	0.0952%	0.000002607	\$10,167,498,247.23	1.00007	53	61
3/13	0.0952%	0.000002607	\$10,167,498,247.23	1.00007	53	61
3/14	0.0952%	0.000002607	\$10,167,498,247.23	1.00007	53	61
3/15	0.0940%	0.000002576	\$10,128,176,796.38	1.00007	51	59
3/16	0.0919%	0.000002517	\$10,125,998,748.88	1.00007	50	58
3/17	0.0906%	0.000002482	\$10,193,362,188.67	1.00007	51	59
3/18	0.0916%	0.000002510	\$10,121,401,195.64	1.00007	50	58
3/19	0.0935%	0.000002582	\$10,084,447,346.09	1.00007	53	61
3/20	0.0935%	0.000002582	\$10,084,447,346.09	1.00007	53	61
3/21	0.0935%	0.000002582	\$10,084,447,346.09	1.00007	53	61
3/22	0.0915%	0.000002508	\$10,078,848,511.81	1.00007	51	59
3/23	0.0910%	0.000002493	\$10,048,176,977.96	1.00008	51	59
3/24	0.0910%	0.000002494	\$9,958,593,744.00	1.00008	51	59
3/25	0.0935%	0.000002563	\$9,776,705,631.78	1.00008	53	61
3/26	0.0930%	0.000002547	\$9,676,862,815.83	1.00008	54	62
3/27	0.0930%	0.000002547	\$9,676,862,815.83	1.00008	54	62
3/28	0.0930%	0.000002547	\$9,676,862,815.83	1.00008	54	62
3/29	0.0914%	0.000002503	\$9,640,995,994.43	1.00008	52	60
3/30	0.0881%	0.000002415	\$9,625,510,710.52	1.00009	52	60
3/31	0.0849%	0.000002325	\$9,633,215,680.86	1.00008	51	59
Average:	0.0916%	0.000002509	\$10,092,786,950.20	1.00007	52	60

The following information is provided in accordance with Texas State Statute 2256.0016, As of March 31, 2021.



Participant Breakdown by Balance

Participant Breakdown by Entity Type



Texas CLASS Portfolio Breakdown

Texas CLASS Government Portfolio Breakdown

Texas CLASS Prior Month Comparison

Month End	Average Yield**	Month Ending Assets	Share Balance	Market Value	Amortized Cost	WAM (Reasf)**	WAM (Efnal)**
Jan-21	0.13%	\$14,727,277,057	\$14,726,435,144	\$14,821,132,935	\$14,821,132,935	1.00	55
Feb-21	0.11%	\$15,200,211,195	\$15,207,102,997	\$15,429,873,026	\$15,428,744,828	1.00	54
Mar-21	0.11%	\$15,105,087,926	\$15,104,274,541	\$15,116,467,280	\$15,115,653,866	1.00	54

Texas CLASS Government Prior Month Comparison

Month End	Average Yield**	Month Ending Assets	Share Balance	Market Value	Amortized Cost	WAM (Reasf)**	WAM (Efnal)**
Jan-21	0.08%	\$1,070,713,023	\$1,070,958,274	\$1,060,646,791	\$1,060,529,042	1.00	12
Feb-21	0.05%	\$1,143,162,095	\$1,143,046,158	\$1,186,949,316	\$1,186,853,379	1.00	18
Mar-21	0.04%	\$1,158,026,055	\$1,157,900,938	\$1,169,411,692	\$1,169,284,575	1.00	16

Fund Highlights as of March 31, 2021 (Unaudited)

For the month of March 2021, the Program Administrator accrued fees of \$1,219,692.73 and had average shares outstanding of 15,289,886,982.53 for Texas CLASS. For Texas CLASS Government, the Program Administrator accrued fees of \$118,004.36 and had average shares outstanding of 1,171,187,415.41. The fees for both Texas CLASS and Texas CLASS Government are accrued on a daily basis by multiplying the investment property value by the applicable fee rate, and divided by 365 or 366 days in the event of a leap year. The investment property value shall be based on the current day's settled share outstanding. For weekend days and holidays, the settled shares outstanding for the previous business day will be utilized for the calculation of fees. The applicable fee rate is located in Exhibit F of the Ninth Amended and Restated Trust Agreement. The Program Administrator reserves the right to adjust fees listed in the Ninth Amended and Restated Trust Agreement. The monthly fee is the sum of all daily fee accruals for the month of March. The fees are paid monthly upon notification to the custodian bank. As of March 31, 2021 the fee for Texas CLASS was 9 basis points and the fee for Texas CLASS Government was 12 basis points.

- Both funds are rated 'AAA' by S&P Global Ratings.
- Net Asset Value for both funds from March 1 to March 31, 2021 is equal to \$1.00.
- The final maturity dates of all securities held are less than one year.
- The outstanding basis for Texas CLASS is UMB Bail.
- Total number of Participants is 652.
- There are currently no investments that have a stated maturity greater than one year.
- The portfolio managers for Texas CLASS is Neil Waud, CPA and Randy Jablonski, CFA.
- All sources of payment are the underlying assets of the local government investment pool at market value.
- The Ninth Amended and Restated Trust Agreement was adopted by the Board of Trustees on February 25, 2021. You can access your copy of the Ninth Amended and Restated Trust Agreement by visiting our website at www.texasclass.com.

BOARD OF TRUSTEES

Mr. Steve Williams, Chairman
Asst. City Administrator/CFO City of Conroe

Ms. Amy Perez
Director of Financial Management, Harris County

Ms. Monika Arris
Director of Budget & Finance, Collin County

Mr. Mike Hagar
Asst. Supt. of Business & Finance, Alamo Heights ISD

Ms. Cindy Yeatts Brown
Treasurer, Denton County

Mr. Rodney Rhoades
Deputy Director - Admin. Services, North Texas Municipal Water Dist

Ms. Yvonne Johnson
Executive Director - Galena Park ISD

Texas Class Prime Rates March 2021										
Date	Daily Rate (%)	YTD Yield (%)	7-Day Yield (%)	WAM Days to Reset	WAM Days to Final	Daily Dividend	Net Asset Value (NAV)			
3/31/2021	0.1051	0.1154	0.1051	53	81	0.000002879452	1.00005385			
3/30/2021	0.1051	0.1154	0.1051	53	81	0.000002879452	1.00005345			
3/29/2021	0.1051	0.1157	0.1051	51	79	0.000002879452	1.00005558			
3/28/2021	0.1051	0.1158	0.1051	51	80	0.000002879448	1.00005122			
3/27/2021	0.1051	0.1159	0.1051	52	81	0.000002879447	1.00005456			
3/26/2021	0.1051	0.1160	0.1051	53	82	0.000002879461	1.00005790			
3/25/2021	0.1051	0.1162	0.1051	53	82	0.000002879452	1.00005702			
3/24/2021	0.1051	0.1163	0.1051	52	80	0.000002879452	1.00005612			
3/23/2021	0.1051	0.1164	0.1051	52	81	0.000002879452	1.00005674			
3/22/2021	0.1051	0.1166	0.1051	51	81	0.000002879452	1.00005749			
3/21/2021	0.1051	0.1167	0.1051	51	80	0.000002879573	1.00005276			
3/20/2021	0.1051	0.1169	0.1051	52	81	0.000002879573	1.00005615			
3/19/2021	0.1051	0.1170	0.1051	53	82	0.000002879210	1.00005954			
3/18/2021	0.1051	0.1172	0.1051	52	82	0.000002879452	1.00006006			
3/17/2021	0.1051	0.1173	0.1051	52	82	0.000002879452	1.00006057			
3/16/2021	0.1051	0.1175	0.1051	52	81	0.000002879452	1.00006074			
3/15/2021	0.1051	0.1177	0.1051	52	81	0.000002879452	1.00006318			
3/14/2021	0.1051	0.1178	0.1051	51	81	0.000002879453	1.00005901			
3/13/2021	0.1051	0.1180	0.1051	51	82	0.000002879453	1.00006247			
3/12/2021	0.1051	0.1182	0.1051	52	83	0.000002879451	1.00006594			
3/11/2021	0.1051	0.1184	0.1051	53	84	0.000002879452	1.00006746			
3/10/2021	0.1051	0.1186	0.1051	54	84	0.000002879452	1.00006805			
3/9/2021	0.1051	0.1188	0.1051	54	84	0.000002879452	1.00007000			
3/8/2021	0.1051	0.1190	0.1051	53	83	0.000002879452	1.00006943			
3/7/2021	0.1051	0.1192	0.1051	51	82	0.000002879329	1.00006610			
3/6/2021	0.1051	0.1194	0.1051	52	83	0.000002879329	1.00006950			
3/5/2021	0.1051	0.1196	0.1051	53	84	0.000002879698	1.00007290			
3/4/2021	0.1051	0.1199	0.1051	53	85	0.000002879452	1.00007436			
3/3/2021	0.1051	0.1201	0.1051	54	86	0.000002879452	1.00007600			
3/2/2021	0.1051	0.1204	0.1051	54	86	0.000002879452	1.00007569			
3/1/2021	0.1051	0.1206	0.1051	53	85	0.000002879452	1.00007624			

Texas Class Government Rates March 2021										
Date	Daily Rate (%)	YTD Yield (%)	7-Day Yield (%)	WAM Days to Reset	WAM Days to Final	Daily Dividend	Net Asset Value (NAV)			
3/31/2021	0.0437	0.0356	0.0386	16	60	0.00001195785	1.00010978			
3/30/2021	0.0441	0.0357	0.0372	16	60	0.00001209212	1.00010984			
3/29/2021	0.0428	0.0359	0.0358	16	61	0.00001171124	1.00010923			
3/28/2021	0.0348	0.0360	0.0349	16	61	0.00000953872	1.00010888			
3/27/2021	0.0348	0.0363	0.0351	17	62	0.00000953880	1.00010917			
3/26/2021	0.0348	0.0365	0.0355	17	62	0.00000954192	1.00010946			
3/25/2021	0.0353	0.0368	0.0355	17	63	0.00000968207	1.00011166			
3/24/2021	0.0340	0.0370	0.0353	17	63	0.000009931472	1.00010877			
3/23/2021	0.0343	0.0373	0.0350	17	63	0.00000984043	1.00011180			
3/22/2021	0.0364	0.0376	0.0348	18	64	0.00000997891	1.00011279			
3/21/2021	0.0362	0.0379	0.0343	18	64	0.00000992670	1.00011621			
3/20/2021	0.0362	0.0381	0.0343	18	65	0.00000992671	1.00011656			
3/19/2021	0.0362	0.0384	0.0344	18	65	0.00000992671	1.00011651			
3/18/2021	0.0335	0.0387	0.0344	18	64	0.00000916458	1.00011525			
3/17/2021	0.0318	0.0390	0.0353	18	64	0.00000871137	1.00011149			
3/16/2021	0.0330	0.0394	0.0367	18	64	0.00000903819	1.00008808			
3/15/2021	0.0331	0.0398	0.0382	18	64	0.00000907090	1.00008831			
3/14/2021	0.0365	0.0401	0.0392	18	65	0.00000998669	1.00008036			
3/13/2021	0.0365	0.0404	0.0394	18	66	0.00000998666	1.00008070			
3/12/2021	0.0397	0.0411	0.0399	18	67	0.00001087321	1.00008045			
3/11/2021	0.0419	0.0414	0.0407	18	68	0.00001147882	1.00008263			
3/10/2021	0.0431	0.0417	0.0399	18	67	0.000001179580	1.00007850			
3/9/2021	0.0406	0.0420	0.0388	19	67	0.00000111750	1.00007415			
3/8/2021	0.0379	0.0423	0.0387	19	68	0.000001038367	1.00007653			
3/7/2021	0.0379	0.0427	0.0399	19	68	0.000001038376	1.00007658			
3/6/2021	0.0379	0.0431	0.0412	20	69	0.000001098562	1.00007726			
3/5/2021	0.0453	0.0435	0.0424	19	69	0.000001242153	1.00007880			
3/4/2021	0.0364	0.0438	0.0416	16	65	0.000009957520	1.00007865			
3/3/2021	0.0353	0.0442	0.0427	16	66	0.00000965939	1.00007927			
3/2/2021	0.0401	0.0447	0.0439	16	65	0.00001098599	1.00007944			