



**CERTIFIED COPY
BRAZORIA COUNTY COMMISSIONERS' COURT**

ORDER NO. 8.P.1

**RE: TREASURER'S MONTHLY REPORT AND
INVESTMENT REPORT FOR JULY 2021**

Approve the Treasurer's Monthly Report and Monthly Investment Report for July 2021. This order and affidavit must be filed with the County Clerk. It is further requested a certified copy of the order be returned to the County Treasurer. This report will be published on the County website.

RESULT:	PASSED [UNANIMOUS]
MOVER:	Donald "Dude" Payne, Commissioner
SECONDER:	David R. Linder, Commissioner
AYES:	Judge Sebesta, Commissioner Payne, Commissioner Cade, Commissioner Adams, Commissioner Linder

STATE OF TEXAS §

COUNTY OF BRAZORIA §

I, **Joyce Hudman, Clerk County Court and Ex-Officio Clerk of the Commissioners' Court of Brazoria County, Texas**, do hereby certify that the foregoing is a true and correct copy of that certain:

ORDER NO. 8.P.1

**RE: TREASURER'S MONTHLY REPORT AND
INVESTMENT REPORT FOR JULY 2021**

as passed by the Commissioners' Court on the 21st day of SEPTEMBER, A.D., 2021, Special Meeting Term of Commissioners' Court and as the same appear(s) in the Commissioners' Court Records of Brazoria County, Texas.

**GIVEN UNDER MY HAND AND SEAL OF OFFICE, this the 22nd DAY OF
SEPTEMBER, A. D., 2021.**

JOYCE HUDMAN, Clerk County Court
and Ex-Officio Member of the Commissioners'
Court of Brazoria County, Texas

By: _____

T. Reynolds, Deputy



CATHY CAMPBELL, CCT, CIO
BRAZORIA COUNTY TREASURER

111 E. Locust, Room 305 Angleton, Texas 77515-4654
979-864-1353 FAX 979-864-1680

Attached is the Monthly Treasurer's Report submitted by Cathy Campbell, Brazoria County Treasurer for the month of **JULY 2021**. This report is submitted in compliance with the Local Government Code Chapter 114, Chapter 2256 and Chapter 2257. This report contains:

Commissioners' Court Affidavit: 114.026 (d)
Monies received and disbursed: 114.026 (a) (1)
Pledged Securities Management Report: 2257.021
Debts due to* and owed by the county: 114.026 (a) (2)
All other proceedings in the Treasurer's office: 114.026 (a) (3)
Brazoria County general ledger fund activity: 114.026 (c)

Brazoria County Investment Portfolio for **JULY 2021**: 2256.023

Note: debts due to the County are reported to the Court by the collecting offices: 114.044.

"I CERTIFY THAT TO THE BEST OF MY KNOWLEDGE THE ATTACHED REPORTS ARE TRUE AND CORRECT."

A handwritten signature in blue ink that reads "Cathy Campbell".

Cathy Campbell, CCT, CIO
Brazoria County Treasurer


MINUTES OF COUNTY FINANCES
TREASURER'S MONTHLY REPORT
AFFIDAVIT
COMMISSIONERS' COURT SEPTEMBER 21, 2021

BEFORE ME, the undersigned authority, a Notary Public in and for Brazoria County, Texas, on this day personally appeared the Members of Brazoria County Commissioners' Court and who after being duly sworn upon their oaths do hereby state as follows:


The requirements of Subsection (c) of the Texas Local Government Code §114.026 have been met and that we have reviewed and examined the Monthly Report of: **CATHY CAMPBELL**, Treasurer of Brazoria County, Texas for **JULY 2021**.

Further, having taken reasonable steps to ensure its accuracy as presented, approve the report and enter this order into the minutes which state total cash and other assets in the custody of the County Treasurer at the time of the examination to be **\$212,111,844.46**.


The Treasurer's report and this affidavit will be published on the Brazoria County website.




L. M. "Matt" Sebesta, Jr
County Judge




Donald W. "Dude" Payne
Commissioner Precinct 1



Ryan Cade
Commissioner Precinct 2




Stacy L. Adams
Commissioner Precinct 3

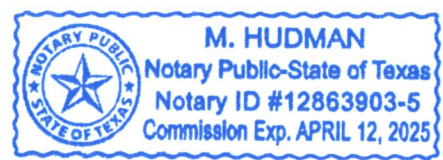


David R. Linder
Commissioner Precinct 4

SUBSCRIBED AND SWORN TO BEFORE ME THIS 21st DAY OF SEPTEMBER, 2021.



Notary Public in and for Brazoria County, Texas
My Commission Expires: 4-12-2025



BRAZORIA COUNTY Bank Account Activity and Interest Report for JULY 2021

Account	Ending Bank Balance 06/30/2021	Deposits and Other Credits Received	Checks and Other Debits Disbursed	Ending Bank Balance 07/31/2021	MONTHLY Interest Earned	Interest Rate EFF: 6/01/21
FIRST NATIONAL BANK OF LAKE JACKSON						
Tax Assessor/Collector GOVPAY Acct	-	0.00	0.00	0.00	0.00	0.05
Tax Assessor/Collector Veh Inventory Prop Tax	-	0.00	(9,860,038.36)	0.00	0.00	0.05
Payroll	1,374,703.55	9,866,028.48	(28,393,202.30)	1,380,693.67	79.62	0.05
Operating	25,254,874.29	17,531,832.44	(16,750.00)	14,393,504.43	648.23	0.05
Jury Fund	225,595.00	40.00	0.00	208,885.00	10.07	0.05
Tax Assessor/Collector Boat Sales Tax *	-	0.00	0.00	0.00	0.00	0.05
County Clerk Trust Fund	4,581,401.58	259,104.73	(483,558.96)	4,356,947.35	186.21	0.05
District Clerk Trust Fund	2,397,557.09	263,860.92	(606,550.13)	2,054,867.88	90.93	0.05
Tax Assessor/Collector Motor Vehicle Acct	-	0.00	0.00	0.00	0.00	0.05
Tax Assessor/Collector Boat Collections	-	0.00	0.00	0.00	0.00	0.05
Tax Assessor/Collector Sales Tax Account *	-	0.00	0.00	0.00	0.00	0.05
Tax Assessor/Collector Training Program *	-	0.00	0.00	0.00	0.00	0.05
Sheriff Barber Shop Education Training Program *	77,034.11	465.57	(434.60)	77,065.08	3.26	0.05
Comptroller Direct Deposit	653,572.80	1,587,022.04	(1,438,800.75)	801,794.09	42.04	0.05
Sheriff's Dept Narcotic Unit-Operations	9,483.94	6,000.00	(9,860.00)	5,623.94	0.30	0.05
Comm. Super & Corrections Dept. Restitution Acct	175,917.43	35,480.43	(73,546.47)	137,851.39	5.90	0.05
District Atty Check Collection Account	28,358.50	2,210.59	(8,862.46)	21,706.63	1.07	0.05
Tax Assessor/Collector Tax Account	-	0.00	0.00	0.00	0.00	0.05
Employee Benefit Trust Fund *	8,441,817.99	1,956,741.72	(1,824,456.49)	8,574,103.22	400.25	0.05
Investment Acct	0.00	2,000,000.00	(2,000,000.00)	0.00	35.62	0.05
Credit Card Account	256,666.88	555,028.76	(518,769.68)	292,925.96	12.87	0.05
E-Filing / E-Recording	194,450.60	421,535.56	(306,933.20)	309,052.96	12.01	0.05
Parks Credit Card	26,536.77	68,259.14	(30,958.69)	63,837.22	2.18	0.05
Juvenile Restitution Account	1,974.75	1,125.50	(539.00)	2,561.25	0.09	0.05
TouchPay Credit Card	59,119.60	84,594.94	(62,709.60)	81,004.94	2.79	0.05
Brazoria County Receivables	-	0.00	0.00	0.00	0.00	0.05
Tax Assessor/Collector GOVPAY Acct	828,290.96	863,505.03	(854,216.44)	837,579.55	19.12	0.05
Tax Assessor/Collector Veh Inventory Prop Tax	1,314,734.06	244,035.26	(46,277.04)	1,512,492.28	64.91	0.05
Tax Assessor/Collector Boat Sales Tax *	5,822.47	79,526.83	(76,520.76)	8,828.54	0.67	0.05
Tax Assessor/Collector Motor Vehicle Acct	2,684,991.02	7,654,494.63	(8,520,792.01)	1,818,693.64	107.45	0.05
Tax Assessor/Collector Boat Collections	75,634.46	142,893.44	(130,281.39)	88,246.51	2.23	0.05
Tax Assessor/Collector Sales Tax Account *	1,036,347.12	5,749,684.32	(6,228,673.74)	557,357.70	33.97	0.05
Tax Assessor/Collector Tax Account	5,671,144.36	12,645,042.35	(15,192,218.05)	3,123,968.66	221.58	0.05
First National Bank of Lake Jackson Totals	55,376,029.32	62,018,512.68	(76,684,950.12)	40,709,591.88	1,983.37	
TOTAL Interest Earning Accounts EOM Balance		55,376,029.32		40,709,591.88	1,983.37	
				2,274,768.48		
				42,984,360.36		

Non-Int bearing Accts: Sheriff, County and District Clerks Cash Bonds; TCDBG-IKE; Inmate Trusts; TCEQ ; Bail Bond Sec; HMGP

This report is presented in accordance with The Texas Government Code Title 4 Sec. 114.025 (a)(1) and I certify that to the best of my knowledge the above is the true and correct cash balance remaining in the Treasurer's custody.



Cathy Campbell, C&T, CIO
Brazoria County Treasurer



CATHY CAMPBELL, CCT, CIO
BRAZORIA COUNTY TREASURER

111 E. Locust, Room 305 Angleton, Texas 77515-4654
979-864-1353 FAX 979-864-1680

Attached is a copy of the management report for the securities that were pledged to
Brazoria County by First National Bank of Lake Jackson for the month of
JULY 2021.

"I CERTIFY THAT TO THE BEST OF MY KNOWLEDGE THE ATTACHED
REPORT IS TRUE AND CORRECT."


Cathy Campbell, CCT, CIO
Brazoria County Treasurer

Reportfolio

First National Bank of Lake Jackson, Lake Jackson, T
 Published: 7/30/2021 11:51:13 AM

Management Report
 Pledged To: BRAZORIA COUNTY

Date: 31-Jul-21
 Page: 18

Section V-C

Location	Code	Cusip Trans#	Description Maturity	Prerefund	Pool Coupon	Moody StdPoor	Original Face Pledged Percent	Original Face Value	Pledged Par Value	Pledged Book Value	Pledged Market Value
FHLB	3136BBWJ2	570109202008311	FNR 2020-62 PA 9/25/2050	FAS 115	2.000		\$2,500,000.00 100.00%	\$2,500,000.00	\$2,314,484.48	\$2,396,067.96	\$2,398,545.17
FEDERAL HOME LOAN BANK AFS											
FHLB	3137FX3K2	575645202010140	FHR 5020 TE 9/25/2050		1.000		\$3,000,000.00 100.00%	\$3,000,000.00	\$2,593,004.46	\$2,590,659.91	\$2,526,424.14
FEDERAL HOME LOAN BANK AFS											
FHLB	3136BCEP1	573944202009280	FNR 2020-73 KQ 10/25/2050		1.750		\$2,500,000.00 100.00%	\$2,500,000.00	\$2,331,242.28	\$2,419,991.49	\$2,421,332.67
FEDERAL HOME LOAN BANK AFS											
36 CMOs - Fixed Rate								\$92,230,000.00	\$46,919,678.78	\$47,371,507.53	\$48,180,482.03
Total Pledged 132 To: BRC BRAZORIA COUNTY								\$334,195,624.00	\$77,046,662.29	\$78,003,555.91	\$79,618,534.33

\$0.00 Munis with Maturity Under 2 Years
 \$0.00 Munis with Maturity Over 2 Years
 \$2,029,906.36 Other securities with Stated Maturity Under 2 Years
 \$75,016,755.93 Other securities with Stated Maturity Over 2 Years

** If no data is shown, then there are no pledges for the current period.



Brazoria County Bond Payments - July 2021

	<u>INTEREST</u>	<u>PRINCIPAL</u>	<u>BAB SUBSIDY</u>	<u>TOTAL</u>
Series 2012 - Certificates of Obligation	0.00	0.00	0.00	0.00
Series 2012 - Unlimited Tax Road Bonds	0.00	0.00		0.00
Series 2016 - Unlimited Tax Refunding Bonds	0.00	0.00		0.00
Series 2016 - Limited Tax Refunding Bonds	0.00	0.00		0.00
Series 2018 -Certificates of Obligation	0.00	0.00		0.00
Series 2018 - Unlimited Tax Refunding Bonds	0.00	0.00		0.00
Series 2020 -Unlimited Tax Refunding (2010B BAB) Bonds	0.00	0.00		0.00
TOTAL PAYMENTS	0.00	0.00	0.00	0.00

The following pages show the remaining bond payments to be made by Brazoria County.

This report is presented in accordance with The Texas Government Code Title 4 Sec. 114.026 (a)(2)


Cathy Campbell, CCT, CIO
Brazoria County Treasurer

BRAZORIA COUNTY, TEXAS
Series 2012 - Certificates of Obligation
Remaining Payment Schedule

FISCAL YEAR	INTEREST 1-Mar	PRINCIPAL 1-Mar	INTEREST 1-Sep	TOTAL PAYMENT
2021	443,825.00	1,420,000.00	443,825.00	443,825.00
2022	408,325.00	1,495,000.00	408,325.00	2,272,150.00
2023	370,950.00	1,570,000.00	370,950.00	2,274,275.00
2024	331,700.00	1,650,000.00	331,700.00	2,272,650.00
2025	290,450.00	1,735,000.00	290,450.00	2,272,150.00
2026	247,075.00	1,825,000.00	247,075.00	2,272,525.00
2027	201,450.00	1,920,000.00	201,450.00	2,273,525.00
2028	153,450.00	2,000,000.00	153,450.00	2,274,900.00
2029	118,450.00	2,075,000.00	118,450.00	2,271,900.00
2030	82,137.50	2,145,000.00	82,137.50	2,275,587.50
2031	44,600.00	2,230,000.00	44,600.00	2,271,737.50
2032				2,274,600.00
	2,692,412.50	20,065,000.00	2,692,412.50	25,449,825.00

Debt History:
Date of Receipt 26-Jul-12
Amount of Issue \$25,115,000.00
True Int Cost 3.380%

Paying Agent:
U.S. Bank
ABA routing # 091000022
St. Paul, MN 55486-2639

BRAZORIA COUNTY, TEXAS
Series 2012 - Unlimited Tax Road Bonds
Remaining Payment Schedule

FISCAL YEAR	INTEREST 1-Mar	PRINCIPAL 1-Mar	INTEREST 1-Sep	TOTAL PAYMENT
2021	89,100.00	430,000.00	89,100.00	89,100.00
2022	82,650.00	445,000.00	82,650.00	601,750.00
2023	75,975.00	455,000.00	75,975.00	603,625.00
2024	69,150.00	470,000.00	69,150.00	600,125.00
2025	62,100.00	485,000.00	62,100.00	601,250.00
2026	54,825.00	500,000.00	54,825.00	601,925.00
2027	47,012.50	515,000.00	47,012.50	601,837.50
2028	38,643.75	535,000.00	38,643.75	600,656.25
2029	29,950.00	550,000.00	29,950.00	603,593.75
2030	20,668.75	570,000.00	20,668.75	600,618.75
2031	10,693.75	590,000.00	10,693.75	601,362.50
2032				600,693.75
	580,768.75	5,545,000.00	580,768.75	6,706,537.50

Debt History:
Date of Receipt 26-Jul-12
Amount of Issue \$8,575,000.00
True Int cost 3.120%

Paying Agent:
U.S. Bank
ABA routing # 091000022
St. Paul, MN 55486-2639

BRAZORIA COUNTY, TEXAS
Series 2016 - Limited Tax Refunding Bonds
Remaining Payment Schedule

FISCAL YEAR	INTEREST 1-Mar	PRINCIPAL 1-Mar	INTEREST 1-Sep	TOTAL PAYMENT
2021	103,850.00	905,000.00	103,850.00	1,038,500.00
2022	85,750.00	945,000.00	85,750.00	1,094,500.00
2023	66,850.00	990,000.00	66,850.00	1,097,600.00
2024	47,250.00	1,025,000.00	47,250.00	1,094,100.00
2025	26,750.00	1,070,000.00	26,750.00	1,099,000.00
2026				1,096,750.00
	330,450.00	4,925,000.00	330,450.00	5,585,900.00

Debt History:
 Date of Receipt 28-Jan-16
 Amount of Issue \$8,125,000.00
 True Int cost 2.207%

Paying Agent:
 U.S. Bank
 ABA routing # 091000022
 St. Paul, MN 55486-2639

Refunding Series 2006 Certificate of Obligation

BRAZORIA COUNTY, TEXAS
Series 2016 - Unlimited Tax Refunding Bonds
Remaining Payment Schedule

FISCAL YEAR	INTEREST 1-Mar	PRINCIPAL 1-Mar	INTEREST 1-Sep	TOTAL PAYMENT
2021	125,525.00	860,000.00	125,525.00	1,093,850.00
2022	108,325.00	900,000.00	108,325.00	1,098,650.00
2023	90,325.00	935,000.00	90,325.00	1,096,950.00
2024	71,625.00	975,000.00	71,625.00	1,098,750.00
2025	52,125.00	1,015,000.00	52,125.00	1,093,875.00
2026	26,750.00	1,070,000.00	26,750.00	1,096,750.00
2027			0.00	
	474,675.00	5,765,000.00	474,675.00	6,704,350.00

Debt History:
 Date of Receipt 28-Jan-16
 Amount of Issue \$8,425,000.00
 True Int cost 2.376%

Paying Agent:
 U.S. Bank
 ABA routing # 091000022
 St. Paul, MN 55486-2639

Refunding Series 2006 Unlimited Tax Road Bonds

BRAZORIA COUNTY
Unlimited Tax Refunding Bonds
Series 2018
Payment Schedule

FISCAL YEAR	INTEREST 1-Mar	PRINCIPAL 1-Mar	INTEREST 1-Sep	TOTAL PAYMENT
2021			82,875.00	82,875.00
2022	82,875.00	405,000.00	72,750.00	560,625.00
2023	72,750.00	425,000.00	62,125.00	559,875.00
2024	62,125.00	445,000.00	51,000.00	558,125.00
2025	51,000.00	475,000.00	39,125.00	565,125.00
2026	39,125.00	495,000.00	26,750.00	560,875.00
2027	26,750.00	520,000.00	13,750.00	560,500.00
2028	13,750.00	550,000.00		563,750.00
	348,375.00	3,315,000.00	348,375.00	4,011,750.00

Refunded Series 2008 Unlimited Tax Road Bonds

Debt History:
 Date of Receipt August 23, 2018
 Amount of Issue \$4,415,000.00
 Last Maturity March 01, 2028
 True Interest Cost 2.647974%

Paying Agent:
 U.S. Bank
 ABA routing # 091000022
 St. Paul, MN 55486-2639

P:\Treas\Debt Service Bonds\Unlimited Tax Refunding Bonds, Series 2018 Debt Service Payment Schedule.xls
 Prepared by Cathy Campbell, CCT, CIO Brazoria County Treasurer

BRAZORIA COUNTY
Certificates of Obligation
Series 2018
Payment Schedule

FISCAL YEAR	INTEREST 1-Mar	PRINCIPAL 1-Mar	INTEREST 1-Sep	TOTAL PAYMENT
2021			178,325.00	178,325.00
2022	178,325.00	305,000.00	170,700.00	654,025.00
2023	170,700.00	320,000.00	162,700.00	653,400.00
2024	162,700.00	335,000.00	154,325.00	652,025.00
2025	154,325.00	355,000.00	145,450.00	654,775.00
2026	145,450.00	370,000.00	136,200.00	651,650.00
2027	136,200.00	390,000.00	126,450.00	652,650.00
2028	126,450.00	410,000.00	116,200.00	652,650.00
2029	116,200.00	430,000.00	105,450.00	651,650.00
2030	105,450.00	455,000.00	94,075.00	654,525.00
2031	94,075.00	475,000.00	82,200.00	651,275.00
2032	82,200.00	500,000.00	69,700.00	651,900.00
2033	69,700.00	525,000.00	59,200.00	653,900.00
2034	59,200.00	545,000.00	48,300.00	652,500.00
2035	48,300.00	570,000.00	36,900.00	655,200.00
2036	36,900.00	590,000.00	25,100.00	652,000.00
2037	25,100.00	615,000.00	12,800.00	652,900.00
2038	12,800.00	640,000.00	0.00	652,800.00
	1,724,075.00	7,830,000.00	1,724,075.00	11,278,150.00

Debt History:
 Date of Receipt August 23, 2018
 Amount of Issue \$8,120,000.00
 Last Maturity March 01, 2038
 True Interest Cost 3.496221%

Paying Agent:
 U.S. Bank
 ABA routing # 091000022
 St. Paul, MN 55486-2639

P:\Treas\Debt Service Bonds\2018 Cert of Obligation Debt Service Payment Schedule.xls
 Prepared by Cathy Campbell, CCT, CIO Brazoria County Treasurer

BRAZORIA COUNTY
Unlimited Tax Road Refunding Bonds
Series 2020
Payment Schedule

FISCAL YEAR	INTEREST 1-Mar	PRINCIPAL 1-Mar	INTEREST 1-Sep	TOTAL PAYMENT
2021			226,375.00	226,375.00
2022	226,375.00	825,000.00	205,750.00	1,257,125.00
2023	205,750.00	860,000.00	184,250.00	1,250,000.00
2024	184,250.00	910,000.00	161,500.00	1,255,750.00
2025	161,500.00	950,000.00	137,750.00	1,249,250.00
2026	137,750.00	995,000.00	112,875.00	1,245,625.00
2027	112,875.00	1,050,000.00	86,625.00	1,249,500.00
2028	86,625.00	1,100,000.00	59,125.00	1,245,750.00
2029	59,125.00	1,155,000.00	30,250.00	1,244,375.00
2030	30,250.00	1,210,000.00		1,240,250.00
	1,204,500.00	9,055,000.00	1,204,500.00	11,464,000.00

Debt History:
Date of Receipt January 23, 2020
Amount of Issue \$9,840,000.00
Last Maturity March 01, 2030
True Interest Cost 1.720776%

Paying Agent:
U.S. Bank
ABA routing # 091000022
St. Paul, MN 55486-2639

Refunded: 2010B Unlimited Tax Rd Bonds, (Build America Bonds)

BRAZORIA COUNTY TOLL ROAD AUTHORITY
Limited Contract Tax and Subordinate Lien Toll Road Revenue Bonds
Series 2017A
Payment Schedule

FISCAL YEAR	INTEREST 1-Mar	PRINCIPAL 1-Mar	TOTAL PAYMENT	Estimated Monthly Installment Due to US BANK
2017			294,688.00	294,688.00
2018	768,750.00		1,537,500.00	128,125.00
2019	768,750.00		1,537,500.00	128,125.00
2020	768,750.00		1,537,500.00	128,125.00
2021	768,750.00		1,537,500.00	128,125.00
2022	768,750.00		1,537,500.00	128,125.00
2023	768,750.00		1,537,500.00	128,125.00
2024	768,750.00		1,537,500.00	128,125.00
2025	768,750.00		1,537,500.00	128,125.00
2026	1,035,750.00		2,071,500.00	172,625.00
2027	1,302,750.00		2,605,500.00	217,125.00
2028	1,569,750.00		3,139,500.00	261,625.00
2029	1,836,750.00		3,673,500.00	306,125.00
2030	2,103,750.00		4,207,500.00	350,625.00
2031	2,370,750.00		4,741,500.00	395,125.00
2032	2,637,750.00		5,275,500.00	439,625.00
2033	2,904,750.00		5,809,500.00	484,125.00
2034	3,171,750.00		6,343,500.00	528,625.00
2035	3,438,750.00		6,877,500.00	573,125.00
2036	3,705,750.00		7,411,500.00	617,625.00
2037	3,972,750.00		7,945,500.00	662,125.00
2038	4,239,750.00		8,479,500.00	706,625.00
2039	4,506,750.00		9,013,500.00	751,125.00
2040	4,773,750.00		9,547,500.00	795,625.00
2041	5,040,750.00		10,081,500.00	840,125.00
2042	5,307,750.00		10,615,500.00	884,625.00
2043	5,574,750.00		11,149,500.00	929,125.00
2044	5,841,750.00		11,683,500.00	973,625.00
2045	6,108,750.00		12,217,500.00	1,018,125.00
2046	6,375,750.00		12,751,500.00	1,062,625.00
2047	6,642,750.00		13,285,500.00	1,107,125.00
2048	6,909,750.00		13,819,500.00	1,151,625.00
2049	7,176,750.00		14,353,500.00	1,196,125.00
2050	7,443,750.00		14,887,500.00	1,240,625.00
2051	7,710,750.00		15,421,500.00	1,285,125.00
2052	7,977,750.00		15,955,500.00	1,329,625.00
2053	8,244,750.00		16,489,500.00	1,374,125.00
2054	8,511,750.00		17,023,500.00	1,418,625.00
2055	8,778,750.00		17,557,500.00	1,463,125.00
2056	9,045,750.00		18,091,500.00	1,507,625.00
2057	9,312,750.00		18,625,500.00	1,552,125.00
2058	9,579,750.00		19,159,500.00	1,596,625.00
2059	9,846,750.00		19,693,500.00	1,641,125.00
2060	10,113,750.00		20,227,500.00	1,685,625.00
2061	10,380,750.00		20,761,500.00	1,730,125.00
2062	10,647,750.00		21,295,500.00	1,774,625.00
2063	10,914,750.00		21,829,500.00	1,819,125.00
2064	11,181,750.00		22,363,500.00	1,863,625.00
2065	11,448,750.00		22,897,500.00	1,908,125.00
2066	11,715,750.00		23,431,500.00	1,952,625.00
2067	11,982,750.00		23,965,500.00	1,997,125.00
2068	12,249,750.00		24,499,500.00	2,041,625.00
2069	12,516,750.00		25,033,500.00	2,086,125.00
2070	12,783,750.00		25,567,500.00	2,130,625.00
2071	13,050,750.00		26,101,500.00	2,175,125.00
2072	13,317,750.00		26,635,500.00	2,219,625.00
2073	13,584,750.00		27,169,500.00	2,264,125.00
2074	13,851,750.00		27,703,500.00	2,308,625.00
2075	14,118,750.00		28,237,500.00	2,353,125.00
2076	14,385,750.00		28,771,500.00	2,397,625.00
2077	14,652,750.00		29,305,500.00	2,442,125.00
2078	14,919,750.00		29,839,500.00	2,486,625.00
2079	15,186,750.00		30,373,500.00	2,531,125.00
2080	15,453,750.00		30,907,500.00	2,575,625.00
2081	15,720,750.00		31,441,500.00	2,620,125.00
2082	15,987,750.00		31,975,500.00	2,664,625.00
2083	16,254,750.00		32,509,500.00	2,709,125.00
2084	16,521,750.00		33,043,500.00	2,753,625.00
2085	16,788,750.00		33,577,500.00	2,798,125.00
2086	17,055,750.00		34,111,500.00	2,842,625.00
2087	17,322,750.00		34,645,500.00	2,887,125.00
2088	17,589,750.00		35,179,500.00	2,931,625.00
2089	17,856,750.00		35,713,500.00	2,976,125.00
2090	18,123,750.00		36,247,500.00	3,020,625.00
2091	18,390,750.00		36,781,500.00	3,065,125.00
2092	18,657,750.00		37,315,500.00	3,109,625.00
2093	18,924,750.00		37,849,500.00	3,154,125.00
2094	19,191,750.00		38,383,500.00	3,198,625.00
2095	19,458,750.00		38,917,500.00	3,243,125.00
2096	19,725,750.00		39,451,500.00	3,287,625.00
2097	19,992,750.00		39,985,500.00	3,332,125.00
2098	20,259,750.00		40,519,500.00	3,376,625.00
2099	20,526,750.00		41,053,500.00	3,421,125.00
2100	20,793,750.00		41,587,500.00	3,465,625.00
2101	21,060,750.00		42,121,500.00	3,510,125.00
2102	21,327,750.00		42,655,500.00	3,554,625.00
2103	21,594,750.00		43,189,500.00	3,599,125.00
2104	21,861,750.00		43,723,500.00	3,643,625.00
2105	22,128,750.00		44,257,500.00	3,688,125.00
2106	22,395,750.00		44,791,500.00	3,732,625.00
2107	22,662,750.00		45,325,500.00	3,777,125.00
2108	22,929,750.00		45,859,500.00	3,821,625.00
2109	23,196,750.00		46,393,500.00	3,866,125.00
2110	23,463,750.00		46,927,500.00	3,910,625.00
2111	23,730,750.00		47,461,500.00	3,955,125.00
2112	23,997,750.00		47,995,500.00	4,000,625.00
2113	24,264,750.00		48,529,500.00	4,045,125.00
2114	24,531,750.00		49,063,500.00	4,089,625.00
2115	24,798,750.00		49,597,500.00	4,134,125.00
2116	25,065,750.00		50,131,500.00	4,178,625.00
2117	25,332,750.00		50,665,500.00	4,223,125.00
2118	25,599,750.00		51,199,500.00	4,267,625.00
2119	25,866,750.00		51,733,500.00	4,312,125.00
2120	26,133,750.00		52,267,500.00	4,356,625.00
2121	26,400,750.00		52,801,500.00	4,401,125.00
2122	26,667,750.00		53,335,500.00	4,445,625.00
2123	26,934,750.00		53,869,500.00	4,490,125.00
2124	27,201,750.00		54,403,500.00	4,534,625.00
2125	27,468,750.00		54,937,500.00	4,579,125.00
2126	27,735,750.00		55,471,500.00	4,623,625.00
2127	28,002,750.00		56,005,500.00	4,668,125.00
2128	28,269,750.00		56,539,500.00	4,712,625.00
2129	28,536,750.00		57,073,500.00	4,757,125.00
2130	28,803,750.00		57,607,500.00	4,801,625.00
2131	29,070,750.00		58,141,500.00	4,846,125.00
2132	29,337,750.00		58,675,500.00	4,890,625.00
2133	29,604,750.00		59,209,500.00	4,935,125.00
2134	29,871,750.00		59,743,500.00	4,979,625.00
2135	30,138,750.00		60,277,500.00	5,024,125.00
2136	30,405,750.00		60,811,500.00	5,068,625.00
2137	30,672,750.00		61,345,500.00	5,113,125.00
2138	30,939,750.00		61,879,500.00	5,157,625.00
2139	31,206,750.00		62,413,500.00	5,202,125.00
2140	31,473,750.00		62,947,500.00	5,246,625.00
2141	31,740,750.00		63,481,500.00	5,291,125.00
2142	32,007,750.00		64,015,500.00	5,335,625.00
2143	32,274,750.00		64,549,500.00	5,380,125.00
2144	32,541,750.00		65,083,500.00	5,424,625.00
2145	32,808,750.00		65,617,500.00	5,469,125.00
2146	33,075,750.00		66,151,500.00	5,513,625.00
2147	33,342,750.00		66,685,500.00	5,558,125.00
2148	33,609,750.00		67,219,500.00	5,602,625.00
2149	33,876,750.00		67,753,500.00	5,647,125.00
2150	34,143,750.00		68,287,500.00	5,691,625.00
2151	34,410,750.00		68,821,500.00	5,736,125.00
2152	34,677,750.00		69,355,500.00	5,780,625.00
2153	34,944,750.00		69,889,500.00	5,825,125.00
2154	35,211,750.00		70,423,500.00	5,869,625.00
2155	35,478,750.00		70,957,500.00	5,914,125.00
2156	35,745,750.00		71,491,500.00	5,958,625.00
2157	36,012,750.00		72,025,500.00	6,003,125.00
2158	36,279,750.00		72,559,500.00	6,047,625.00
2159	36,546,750.00		73,093,500.00	6,092,125.00
2160	36,813,750.00		73,627,500.00	6,136,625.00
2161	37,080,750.00		74,161,500.00	6,181,125.00
2162	37,347,750.00		74,695,500.00	6,225,625.00
2163	37,614,750.00		75,229,500.00	6,270,125.00
2164	37,881,750.00		75,763,500.00	6,314,625.00
2165	38,148,750.00		76,297,500.00	6,359,125.00
2166	38,415,750.00		76,831,500.00	6,403,625.00
2167	38,682,750.00		77,365,500.00	6,448,125.00
2168	38,949,750.00		77,899,500.00	6,492,625.00
2169	39,216,750.00		78,433,500.00	6,537,125.00
2170	39,483,750.00		78,967,500.00	6,581,625.00
2171	39,750,750.00		79,501,500.00	6,626,125.00
2172	40,017,750.00		80,035,500.00	6,670,625.00
2173	40,284,750.00		80,569,500.00	6,715,125.00
2174	40,551,750.00		81,103,500.00	6,759,625.00
2175	40,818,750.00		81,637,500.00	6,804,125.00
2176	41,085,750.00		82,171,500.00	6,848,625.00
2177	41,352,750.00		82,705,500.00	6,893,125.00
2178	41,619,750.00		83,239,500.00	6,937,625.00
2179	41,886,750.00		83,773,500.00	6,982,125.00
2180	42,153,750.00		84,307,500.00	7,026,625.00
2181	42,420,750.00		84,841,500.00	7,071,125.00
2182	42,687,750.00		85,375,500.00	7,115,625.00
2183	42,954,750.00		85,909,500.00	7,160,125.00
2184	43,221,750.00		86,443,500.00	7,204,625.00
2185	43,488,750.00		86,977,500.00	7,249,125.00
2186	43,755,750.00		87,511,500.00	7,293,625.00
2187	44,022,750.00		88,045,500.00	7,338,125.00
2188	44,289,750.00		88,579,500.00	7,382,625.00
2189	44,556,750.00		89,113,500.00	7,427,125.00
2190	44,823,750.00		89,647,500.0	



CATHY CAMPBELL, CCT, CIO
BRAZORIA COUNTY TREASURER

Brazoria County Treasurer's Office Proceedings for July 2021

Activity	Count		Amount
Cash receipts issued:	57	\$	351,345.38
Treasurer Deposits processed:	70	\$	442,189.36
Healthcare Invoices processed:	14	\$	1,802,309.25
Retiree premium payments processed:	371	\$	57,574.63
<65 Retiree Prepaid 401h reimbursements processed:	121	\$	35,695.00
>65 Retiree Prepaid 401h reimbursements processed:	252	\$	47,800.00
Wire transfers executed:	78	\$	8,567,805.15
Toll Road Wires executed:	6	\$	232,919.93
EFT files processed:	18	\$	11,526,879.06
Accounts Payable checks printed and distributed:	1554	\$	7,034,233.00
Jury checks printed and distributed:	857	\$	20,210.00
BCCSCD checks printed and distributed:	134	\$	41,262.80
Payroll checks printed and distributed:	62	\$	119,604.60
Payroll advices printed and distributed (est.):	700		
Stop payments issued:	50		
Positive Pay files processed:	24		
Brazo general ledger journal entries posted:	142		
Toll Road general ledger journal entries posted:	34		
HMGP Applications/Releases/Payments/Proof of Payment	27		
ERAP Emergency Rental Assistance Program processig HOURS	13.94		
Reports to State	12		
Bank Reconciliations	19		
EFT Set ups and/or changes	13		

Submitted for compliance with Local Government Code Sec. 114.026 subsection (a)(3)

I certify to the best of my knowledge the above information is true and correct.

Cathy Campbell, CCT, CIO
Brazoria County Treasurer



Brazoria County General Ledger Fund Balance Activity July 1, 2021 - July 31, 2021

General Ledger Fund balances are of the last day of the month and may not include all journal entries and adjustments for that month.
Bank accounts have been reconciled or, are in the process of being reconciled to general ledger since this report was generated.
Submitted for compliance with Local Government Code Sec. 114.026 subsection (c)

Fund	Cash				Investments			
	Opening GL Balance	GL Debit	GL Credit	GL Ending Balance	Opening GL Balance	GL Debit	GL Credit	GL Ending Balance
10000 - General Fund	\$11,213,991.25	\$47,114,796.26	-\$56,365,678.05	\$1,963,109.46	\$118,109,412.35	\$4,800,595.08	-\$10,000,000.00	\$112,910,007.43
10100 - General Fund - Construction	\$0.00	\$0.00	-\$493,441.34	-\$493,441.34				
10200 - Juv Prob Fees	\$57,864.02	\$1,611.26	-\$1,739.07	\$57,736.21				
10300 - Unclaimed Juvenile Restitution	\$11,179.29	\$0.00	\$0.00	\$11,179.29				
10400 - Env Health-Retail Food Permits	-\$44,444.61	\$25,563.55	-\$31,610.38	-\$50,491.44				
10500 - District Clerk Contingency	\$453,265.47	\$2,482.93	-\$920.83	\$454,827.57	\$267,989.13	\$4.24	\$0.00	\$267,993.37
10600 - Fire Training Field	\$15,892.57	\$0.00	-\$252.44	\$15,640.13				
10700 - Parks Special Events	\$15,619.31	\$200.00	\$0.00	\$15,819.31				
10710 - Parks SFA Special Projects	\$3,483.54	\$800.16	-\$601.38	\$3,682.32				
10850 - CPS-Donations	\$22,084.73	\$10.00	\$0.00	\$22,094.73				
10900 - CPS-Bikes & Bears								
20000 - Road and Bridge Non-Construct	\$2,881,193.43	\$3,797,172.58	-\$4,093,017.86	\$2,585,348.15	\$20,280,588.59	\$865.51	-\$2,000,000.00	\$18,281,454.10
20500 - Road and Bridge Construction	\$18,356.24	\$56,593.48	-\$658,852.82	-\$583,903.10				
30000 - USDA-WIC								
30100 - HHSC Women Infants & Children	-\$249,331.27	\$272,545.15	-\$279,043.55	-\$255,829.67				
30200 - USDA-WIC Peer Counseling								
30300 - USDA-WIC Registered Diet								
30400 - USDA-WIC Lactation Reimb.								
30502 - HHS-PPCPS-CRI	-\$9,367.11	\$15,558.18	-\$15,545.84	-\$9,354.77				
30600 - HHS-RLSS-LPHS	-\$8,601.07	\$16,763.41	-\$12,856.33	-\$4,693.99				
30701 - HHS-CPS/HCID-PHEP								
30702 - HHS-CPS/UNIQUE								
30705 - HHS-PPCPS-HAZARDS	-\$32,454.58	\$41,596.30	-\$33,592.27	-\$24,450.55				
30706 - 2017 Hur Public Hlth Crisis R	-\$646.99	\$0.00	\$0.00	-\$646.99				
30707 - COVID-19 Health Grant	-\$57,783.54	\$105,822.32	-\$114,168.94	-\$66,130.16				
30708 - COVID19-2 Health Grant	-\$18,901.83	\$13,771.35	-\$27,147.23	-\$32,277.71				
30709 - COVID-19 Vaccination Capacity	-\$29,648.16	\$0.00	-\$10,889.23	-\$40,537.39				
30710 - HHS-INFECTIOUS_DIS_CONTRL_UNIT	-\$9,532.34	\$17,196.81	-\$15,573.38	-\$7,908.91				
30800 - HHS-CPS-Title IV-E-FCM	-\$43,165.52	\$11,223.87	-\$23,294.68	-\$55,236.34				
30850 - HHS-CPS-Title IV-E Legal Svcs	-\$643,415.52	\$32,189.06	-\$124,447.06	-\$735,673.52				
30900 - HHS-TJPC-Title IV-E FosterCare								
31100 - DHS-Repelitive Flood Claims								
31300 - DHS-Buffer Zone Protection	\$13,729.21	\$0.00	\$0.00	\$13,729.21				
31500 - DHS-St Homeland Sec-UASI	\$1,286.05	\$943.12	-\$769.54	\$1,459.63				
31501 - DHS-St-UASI-M&A	-\$2,353.21	\$296.64	-\$599.89	-\$2,656.46				
31600 - DHS-St Homeland Security	\$500.00	\$0.00	\$0.00	\$500.00				
32000 - HUD-FY20-Section 8 CARES	\$167,414.74	\$0.00	-\$5,050.80	\$162,363.94				
32005 - HUD-FY05-Section 8 Housing-ADM	\$0.01	\$0.00	-\$0.01	\$0.00				
32006 - HUD-FY06-Section 8 Housing-ADM	\$104,594.33	\$0.00	\$0.00	\$104,594.33				
32007 - HUD-FY07-Section 8 Housing-ADM	\$19,959.30	\$0.00	-\$19,959.30	\$0.00				
32008 - HUD-FY08-Section 8 Housing-ADM	\$39,469.27	\$0.00	\$0.00	\$39,469.27				
32009 - HUD-FY09-Section 8 Housing-ADM	\$86,561.97	\$0.00	\$0.00	\$86,561.97				
32010 - HUD-FY 10-Section 8 Housing-ADM	\$125,423.66	\$0.00	\$0.00	\$125,423.66				
32011 - HUD-FY 11-Section 8 Housing-ADM	\$94,000.90	\$0.00	\$0.00	\$94,000.90				
32012 - HUD-FY 12-Section 8 Housing-ADM	\$37,294.79	\$0.00	\$0.00	\$37,294.79				
32013 - Section8-Adm	\$503,343.46	\$53.69	-\$9,496.37	\$493,900.78				
32019 - HUD-2019-Section 8 Housing-ADM	-\$48,693.48	\$48,693.48	\$0.00	\$0.00				
32020 - HUD-2020-Section 8 Housing-ADM	\$22,460.48	\$65.50	-\$21,193.69	\$1,332.29				
32021 - HUD-2021-Section 8 Housing-ADM	\$42,213.08	\$136,050.82	-\$127,960.89	\$50,303.01				
32051 - HUD-FY21-Section 8-EHV-ADM	\$89,446.66	\$13,619.83	-\$16,585.35	\$86,481.14				
32113 - Section 8-HAP	\$197.00	\$0.00	\$0.00	\$197.00				
32119 - HUD-2019-Section 8 Housing-HAP	\$20,126.68	\$0.00	\$0.00	\$20,126.68				
32120 - HUD-2020-Section 8 Housing-HAP	-\$7,103.95	\$65.50	\$0.00	-\$7,038.45				
32121 - HUD-2021-Section 8 Housing-HAP	\$4,998.58	\$655,429.00	-\$655,940.00	\$4,487.58				
32151 - HUD-FY21-Section 8-EHV-HAP	\$0.00	\$48,510.00	-\$25,013.00	\$23,497.00				
32211 - HUD-CDBG-2011								
32212 - HUD-CDBG-PY2012								
32213 - CDBG	\$292.12	\$449,886.89	-\$462,477.03	-\$12,298.02				
32214 - HOME	\$588.54	\$0.00	-\$567.76	\$20.78				
32215 - ESG	\$179.52	\$108,714.76	-\$108,588.38	\$305.90				
32600 - HUD-Texas CDBG								
32610 - HUD-2016 Flood GLO	-\$69,420.44	\$244,103.28	-\$245,719.77	-\$71,036.93				
32620 - HUD-Harvey GLO	-\$6,394.46	\$103.02	-\$216.74	-\$6,508.18				
33200 - USDOJ-Crime Vict Assist-VOCA	-\$17,139.44	\$36,750.36	-\$35,465.31	-\$15,854.40				
33250 - USDOJ-CSCD-Victim Svcs Prg								
33251 - USDOJ-CSCD-VSP	-\$1,740.24	\$1,740.24	-\$1,740.24	-\$1,740.24				
33300 - USDOJ-Drug Court Program	-\$11,998.94	\$14,030.10	-\$14,825.21	-\$12,794.05				
33310 - USDOJ-DWI Court Program	-\$15,111.74	\$6,225.81	-\$9,449.39	-\$18,335.32				
33320 - USDOJ-Veterans Court Program	-\$7,024.95	\$575.00	-\$2,144.09	-\$8,594.04				
33330 - USDOJ-Domestic Violence Court	-\$27,459.26	\$47,185.46	-\$64,746.03	-\$45,019.83				
33410 - USDOJ-CESF Grant	\$136.00	\$0.00	-\$136.00	\$0.00				
33420 - USDOJ-COVID-19 Mitigation	-\$49,765.05	\$99,530.10	-\$49,765.05	\$0.00				

Fund	Cash				Investments			
	Opening GL Balance	GL Debit	GL Credit	GL Ending Balance	Opening GL Balance	GL Debit	GL Credit	GL Ending Balance
33500 - USDOJ-DEA-Narcotics OT Exp	-58.31	\$0.00	\$0.00	-58.31				
33510 - USDOJ-Organized Crime Drug Enf								
33900 - USDOJ-SCAAP	\$138,917.56	\$0.00	\$0.00	\$138,917.56				
34105 - TPW-HRCP-COL BOTTOMLAND PROJ	-356,334.51	\$0.00	-\$9,792.53	-\$366,127.04				
34106 - TPW-Resoft Park Trail Dvlpmt	-174,646.76	\$0.00	-\$2,140.00	-\$176,786.76				
34200 - DOI-Parks Boating Access								
34250 - DOI-Swan Lake Boal Ramp								
34400 - USDOT-CR 257 Repairs								
34600 - FEMA- Flood Disaster 2015								
34610 - FEMA - Flood Disaster 2016	\$39,613.97	\$0.00	\$0.00	\$39,613.97				
34615 - FEMA-Harvey 2017	\$527,826.08	\$220,993.78	-\$110,496.89	\$638,322.97				
34616 - FEMA-Hazard Mitigation Grant P	-\$1,447,994.62	\$7,150.35	-\$333,431.64	-\$1,774,275.91				
34619 - Fema - Flood Disaster 2019								
34620 - CARES-Coronavirus Relief Fund	-\$307,388.66	\$458.85	-\$918.25	-\$307,848.06				
34621 - FEMA-Laura 2020	-\$371,700.08	\$45,600.18	-\$22,800.09	-\$348,899.99				
34622 - FEMA-Beta 2020	-\$19.37	\$0.00	\$0.00	-\$19.37				
34623 - FEMA-DR4485TX COVID19 Pandemic	-\$2,111,571.78	\$156,854.90	-\$170,631.47	-\$2,125,348.35				
34624 - FEMA Winter Storm-inc pd 2.11	-\$668,752.37	\$2,904.23	-\$156,685.58	-\$822,533.72				
34700 - IMLS-Library Mobile Proj Rnd 2								
34710 - FCC-E-Rate Library Program	-\$179,296.75	\$0.00	-\$12,167.16	-\$191,463.91				
34715 - FCC-E-Rate Library Program	\$0.00	\$0.00	-\$15,535.65	-\$15,535.65				
34820 - USDC-SLP Dune Walkover								
34850 - USTREAS-Restore Act Projects	-\$722,284.11	\$0.00	-\$33,417.47	-\$755,701.58				
34851 - Emergency Rental Assistance	\$11,290,342.74	\$548.37	-\$179,136.01	\$11,111,755.10				
34852 - Emergency Rental Assistance 2	\$3,579,249.92	\$0.00	\$0.00	\$3,579,249.92				
34855 - American Rescue Plan-2021CLFRF	\$11,310,770.45	\$6,227.69	-\$5,018,739.81	\$6,298,258.33	\$25,000,344.85	\$5,000,406.49	\$0.00	\$30,000,751.34
34860 - DOI-Parks - CIAP Grant								
34880 - TXDOT-SH288 Truck Weigh Stain								
34881 - TXDOT-CR58 PH II (CSJ304)	-\$1,222,250.30	\$0.00	-\$16,984.67	-\$1,239,234.97				
34882 - TXDOT-CR59 (CSJ 305)	-\$1,600,094.60	\$88,948.28	-\$55,247.09	-\$1,566,393.31				
34883 - TXDOT-CR101 Widening (CSJ303)	-\$8,872,092.80	\$192,538.59	-\$205,923.49	-\$8,885,477.70				
34890 - USDA NRCS Oyster Creek Ditch10								
34912 - USDOT-1212ANGLE-Wildlife								
34913 - TXDOT 1312ANGLE-APRON								
34925 - TXDOT - CARES 20CRANGLE								
35000 - TJJJ-State Aid	\$262,615.20	\$327,280.70	-\$299,587.64	\$290,308.26				
35650 - TJJC-JAEP-Boot Camp-8/31	-\$612,070.99	\$75,471.20	-\$135,848.38	-\$672,448.17				
35800 - TJJC-JAEP-Boot Camp-7/31								
35900 - TJJJ-Mental Health Services								
35950 - TJJJ-RDA-RegDiversionAlt-"R"	-\$26,248.52	\$0.00	-\$5,930.70	-\$32,179.22				
36000 - TCEQ-Follets Island Conserv PI								
36150 - H-GAC-Tire Collection Grant	-\$43,315.50	\$49,859.60	-\$24,929.80	-\$18,385.70				
36400 - TCEQ-Local Initiatives Prg								
36410 - Texas Veterans Treatment Crt	-\$26,296.75	\$0.00	-\$5,187.50	-\$31,484.25				
36601 - GLO-HRCP-COL BOTTOMLANDS EDUC	-\$1,900.00	\$3,800.00	-\$1,900.00	\$0.00				
36605 - GLO-Beach User Fees	-\$622,873.17	\$43,909.52	-\$90,504.68	-\$669,468.33				
36801 - TXDOT-CR 48 PROJECT								
36802 - TXDOT-CTIF(Cty Trans Infr Fnd)	\$0.00	\$0.00	-\$11,433.65	-\$11,433.65				
37000 - OAG-VAG Grant	-\$10,923.42	\$7,461.11	-\$11,074.94	-\$14,537.25				
37100 - OAG-TEXAS VINE CONTR	-\$7,530.63	\$0.00	\$0.00	-\$7,530.63				
37200 - DFPS-CPS-Title IV-B-Concr Svc								
37300 - TDHCA-Amy Young Barrier Remova								
37400 - TDH-Immunization	-\$9,983.13	\$16,150.40	-\$26,248.84	-\$20,081.57				
37800 - OAG-Regional Juv Mental Hlth S	\$0.00	\$0.00	-\$400.00	-\$400.00				
37913 - TXDOT-M312ANGLE-FY13RAMP								
37914 - TXDOT-M212ANGLE-FY14RAMP								
37916 - TXDOT-M1612ANGL-FY16RAMP								
37917 - TXDOT-FY17RAMP								
37918 - TXDOT-FY18RAMP								
37919 - TXDOT-FY19RAMP								
37920 - TXDOT-FY20RAMP								
37921 - TXDOT-FY21RAMP	-\$10,809.75	\$0.00	\$0.00	-\$10,809.75				
37950 - TXDOT-Airport Layout-19MPANGLE								
38000 - Fire Code Inspection & Permit	-\$464,040.22	\$62,808.22	-\$106,475.14	-\$507,707.14				
38010 - Economic Development Tax Abate	\$1,506.62	\$500.00	\$0.00	\$2,006.62				
38020 - BC Industrial Development Corp	\$2,513.83	\$0.00	\$0.00	\$2,513.83				
38100 - Vital Statistics Fee	\$67,272.25	\$2,242.00	-\$769.05	\$68,745.20				
38110 - Records Mgmt-Co.Clk-Recording	\$1,848,802.73	\$119,303.31	-\$236,246.28	\$1,731,859.76	\$960,247.89	\$15.41	\$0.00	\$960,263.30
38120 - Records Archive-Co Ck	\$1,374,354.67	\$119,562.13	-\$104,907.79	\$1,389,009.01				
38130 - Records Mgmt-Co.Clk-Criminal	\$41,675.35	\$3,327.31	-\$1,041.81	\$43,960.85				
38200 - Civ,Crim,Prob Records Mgmt	\$232,442.23	\$978.71	-\$939.41	\$232,481.53	\$316,837.75	\$5.10	\$0.00	\$316,842.85
38210 - County Graffiti Eradication	\$2,746.93	\$0.00	\$0.00	\$2,746.93				
38220 - Cnty.District Court Technology	\$106,119.10	\$909.73	-\$259.99	\$106,768.84				
38230 - Record Preservation-CtyClk	\$75,041.84	\$4,065.51	-\$1,665.06	\$77,442.29				
38240 - Cnty. District Specialty Court	\$43,574.42	\$3,879.35	-\$1,120.00	\$46,333.77				
38300 - Child Abuse Prevention Fund	\$20,805.45	\$280.86	-\$101.84	\$20,984.47				
38310 - Family Protection Fund	-\$5,361.35	\$2,896.69	-\$1,111.69	-\$3,576.35				
38320 - Records Management-Dist. Clk.	\$32,499.97	\$6,243.48	-\$14,862.43	\$23,881.02				
38330 - Records Archive-District Clerk	\$55,346.11	\$20,023.69	-\$7,343.12	\$68,026.68				
38340 - Record Preservation-DistClk	\$1,834.36	\$11,154.33	-\$12,551.51	\$437.18				
38350 - Records Technology - DC	\$28,094.02	\$2,709.27	-\$1,243.37	\$29,559.92				
38400 - Justice Crt Building Security	-\$104,888.81	\$28,825.71	-\$45,442.53	-\$121,505.63				
38410 - Justice Court Technology Fund	\$508,655.69	\$7,355.36	-\$3,383.24	\$512,627.81				
38500 - Courthouse Security	\$512,028.43	\$18,790.58	-\$7,132.70	\$523,686.31				
38600 - LEOSE	\$146,439.80	\$525.00	-\$1,214.18	\$145,750.62				

Fund	Cash				Investments			
	Opening GL Balance	GL Debit	GL Credit	GL Ending Balance	Opening GL Balance	GL Debit	GL Credit	GL Ending Balance
38710 - D A Hot Check Collection	\$9,375.95	\$345.25	-\$23.27	\$9,697.93				
38720 - D A Supplemental	\$5,187.51	\$440.96	-\$861.12	\$4,767.35				
38730 - D A Forfeiture, CCP Chapter 59	\$101,272.06	\$23,146.28	-\$18,556.16	\$105,862.18				
38810 - Voter Registration	-\$1,820.16	\$0.00	-\$17,008.91	-\$18,829.07				
38820 - Special Inv,Dealer Escrow-Tax	\$69,308.31	\$2,067.00	-\$1,345.55	\$70,029.76	\$31,302.37	\$0.56	\$0.00	\$31,302.93
38830 - Scofflaw Fees, TTC Sect 502.01	\$1,795.57	\$0.00	\$0.00	\$1,795.57				
38910 - Election Services Contract	\$200,831.34	\$68,682.69	-\$14,995.06	\$254,518.97				
38920 - Elections - HAVA Equip. Rental	\$496,374.39	\$0.00	\$0.00	\$496,374.39				
38930 - Elections-CARES HAVA	\$0.01	\$0.00	\$0.00	\$0.01				
39040 - Constable Pct 4 Forfeiture	\$2,036.23	\$0.00	\$0.00	\$2,036.23				
39100 - Sheriff Contraband Forfeiture	\$343,223.87	\$9.40	-\$4,046.85	\$339,186.42				
39110 - Braz Cnty Narcotics Task Force	\$500,160.36	\$75,765.98	-\$6,550.00	\$569,376.34				
39120 - Sheriff Commissary Fund	\$493,359.04	\$136,203.33	-\$129,190.35	\$500,372.02				
39130 - Sheriff-Federal Forfeiture	\$206,631.35	\$500.00	-\$882.43	\$206,248.92				
39200 - Juvenile Case Manager Fund	\$9,997.25	\$55.27	-\$22.10	\$10,030.42				
39210 - Bond & Occupational LSF	\$11,172.12	\$11,031.57	-\$14,815.50	\$7,388.19				
39300 - Reliant Energy CARE Program	\$10,416.75	\$0.00	-\$391.37	\$10,025.38				
39310 - UnitedWay-Emergency Assistance	\$5.60	\$0.00	\$0.00	\$5.60				
39315 - Rebuild Texas Fund								
39390 - SETH-SE TX Housing Fin. Corp.								
39410 - Library-Special Projects	\$253,434.46	\$246.91	-\$2,041.27	\$251,640.10				
39500 - SEP-Wastewater-EnvHlth-TCEQ	-\$9,285.78	\$0.00	\$0.00	-\$9,285.78				
39600 - SEP-Parks-TCEQ								
39610 - Parks Improvements								
39615 - TPW Foundation-Grt TX Birding	\$1,165.60	\$0.00	\$0.00	\$1,165.60				
39620 - Shoreline Rest. Task Force	\$39,005.74	\$0.00	\$0.00	\$39,005.74				
39630 - 2006 GoM Energy Security Act	\$2,915,604.08	\$0.00	-\$3,527.10	\$2,912,076.98				
39700 - Lateral Road Fund								
39710 - Road & Bridge, Ch 152, Tx Code								
39720 - Special Projects								
39764 - Riverside Est Spcl Assmt	-\$192,012.64	\$3,797.58	\$0.00	-\$188,215.06				
39765 - Briar Meadows AmyLn Ross Rd SA	-\$176,025.14	\$0.00	\$0.00	-\$176,025.14				
39766 - Twin Lakes Assmt	-\$99,874.89	\$0.00	\$0.00	-\$99,874.89				
39767 - Greenhouse Rd Spec Assessment	-\$9,873.10	\$0.00	\$0.00	-\$9,873.10				
39768 - Old Coffee Plantation Sp Asses	-\$49,498.68	\$1,000.00	\$0.00	-\$48,498.68				
39772 - Pinetree Trail Rd Spec Assess	\$0.00	\$0.00	-\$21,227.00	-\$21,227.00				
39773 - Lakeside Drive Rd Spec Assess								
39774 - Forest Loop Special Assessment								
39775 - River Road (CR31a) Spec Assess								
39800 - Law Library	-\$7,888.80	\$135,288.74	-\$57,732.92	\$69,667.02	\$217,825.33	\$2.75	-\$100,000.00	\$117,828.08
39900 - Mosquito Control District	\$1,173,715.94	\$111,638.39	-\$347,385.92	\$937,968.41	\$386,515.39	\$6.24	\$0.00	\$386,521.63
40000 - 2012 Gen Oblig Rfd (2003 CO)	\$29.01	\$0.00	\$0.00	\$29.01				
41000 - 2016 Limited Tax Rfd (2006 CO)	\$700,985.11	\$8,040.77	-\$84.90	\$708,940.98	\$487,974.60	\$7.84	\$0.00	\$487,982.44
42000 - 2012 Cert of Oblig-I,S	\$760,138.58	\$22,461.41	-\$223.77	\$782,376.22				
42100 - 2018 Cert of Oblig-I,S	\$522,882.99	\$8,764.73	-\$447.83	\$531,199.89				
42200 - 2021 CO-Courthouse Campus I,S	\$3,029,149.54	\$26,808.80	\$0.00	\$3,055,958.34				
43000 - Tax Notes, Series 2013 I&S								
44000 - Toll Road-SH288-I&S	\$2,047,651.11	\$233,828.79	-\$233,532.47	\$2,047,947.43				
45000 - Road Bonds-Mobility-I,S	\$2,514,052.39	\$29,659.19	-\$323.63	\$2,543,387.95	\$877,156.37	\$14.08	\$0.00	\$877,170.45
45100 - Mobility-BuildAmerica-I,S								
51000 - 2006 Certificate of Obligation								
52000 - 2012 Cert of Oblig,C,M								
52100 - 2018 Cert of Oblig,C,M	\$225,131.29	\$0.00	\$0.00	\$225,131.29	\$3,605,868.51	\$57.84	\$0.00	\$3,605,926.35
53000 - Tax Notes, Series 2013 C&M								
54000 - Toll Road-SH288-C & M	\$1,909,797.18	\$15.49	-\$694,920.07	\$1,214,892.60	\$15,083,769.71	\$737.97	\$0.00	\$15,084,507.68
55000 - Mobility Plan	-\$233,417.09	\$6.12	-\$279,197.27	-\$512,608.24				
57000 - Hwy 6 ROW Acquisition-C,M								
57200 - Ring of Honor	\$54,665.18	\$0.00	\$0.00	\$54,665.18				
60500 - Airport Operating	-\$1,639,243.51	\$364,616.31	-\$392,432.18	-\$1,667,059.38				
61000 - BCTRA O&M SH288	\$3,016,420.27	\$1,654,917.43	-\$2,278.82	\$4,669,058.88				
61100 - Braz Cnty Toll Rd-Preliminary	-\$13,774.25	\$0.00	\$0.00	-\$13,774.25				
64000 - BCTRA FM518 PEDC-SH288	\$472,360.47	\$0.50	-\$55,611.83	\$416,749.14				
64100 - BCTRA Contributions-SH288								
64200 - BCTRA FM518 TXDOT-SH288	-\$711,805.74	\$0.00	-\$189,575.58	-\$901,381.32				
71000 - Health Care Benefits	\$8,455,553.76	\$2,594,222.16	-\$2,556,982.12	\$8,492,793.80				
72000 - Employee Health Clinic	-\$2,350.29	\$1,375,856.24	-\$1,289,736.47	\$83,769.48				
73000 - Insurance Reserve	\$312,642.47	\$0.00	-\$9,581.47	\$303,061.00	\$898,598.04	\$14.46	\$0.00	\$898,612.50
81000 - B Cnty Groundwatr Conserv Dist	\$1,717,350.24	\$57,771.29	-\$61,089.49	\$1,714,032.04				
81100 - Braz Cnty Toll Road Authority								
81500 - CSCD-Sub Abuse-Outpatient-DP	-\$117,812.60	\$25,753.22	-\$51,554.24	-\$143,613.62				
81600 - CSCD-TAIP Treatment Alter.	\$6,324.08	\$0.00	\$0.00	\$6,324.08				
81700 - CSCD-Mental Health Caseloads	\$6,974.94	\$10,107.35	-\$20,210.24	-\$3,127.95				
81800 - CSCD-Supervision Program	\$1,640,447.16	\$519,428.27	-\$653,940.79	\$1,505,934.64				
81850 - CSCD-Evidence Based Assessment								
81900 - CSCD-Comm Corr-Op Hab Caseload	\$264,433.97	\$12,090.67	-\$24,168.33	\$252,356.31				
82000 - CSCD-Comm Corr-Life								
82100 - CSCD-Comm Corr-Sex Offender	\$49,994.81	\$10,569.24	-\$22,730.37	\$37,833.68				
82200 - CSCD-Comm Corr-Substance Abuse	-\$0.00	\$0.00	\$0.00	-\$0.00				
82300 - CSCD-Operation Habilitation DP	\$25,283.45	\$4,808.13	-\$14,619.86	\$15,471.72				
82400 - CSCD-New Caseload Reduction-DP								
82500 - CSCD-DP30 Sub Abuse Trt Pgrm	-\$65,051.43	\$21,911.44	-\$46,751.94	-\$89,891.93				
88000 - Trust & Agency								
88200 - Brazos Mall								
88300 - SH288 @ CR 56 Overpass								
89000 - Historical Commission	\$1,467.70	\$0.00	\$0.00	\$1,467.70	\$14,427.02	\$0.31	\$0.00	\$14,427.33

**BRAZORIA COUNTY
PORTFOLIO REPORT
July 2021**

Current Date: 7/31/2021

Fund	Description	Type	CUSIP	Coupon	Settle Date	Maturity Date	Next Call Date	Par Value	Purch Price	Purch Cost	Book Value	Mkt Price	Mkt Value	Days to Mat	YTM	Interest Earned
10000	FHLMC	Agency	3134GWKS4	0.300	08/17/20	05/17/23	08/17/21	2,000,000.00	100.000	2,000,000.00	2,000,000.00	1.0000	2,000,000.00	655	0.300	
10000	FNMA	Agency	3136G4R54	0.375	08/24/20	08/24/23	08/24/21	2,000,000.00	100.000	2,000,000.00	2,000,000.00	1.0002	2,000,400.00	754	0.375	
10000	FFCB	Agency	3133EMDM1	0.270	10/20/20	10/20/23	10/20/22	2,000,000.00	100.000	2,000,000.00	2,000,000.00	1.0009	2,001,800.00	811	0.270	
10000	FFCB	Agency	3133EMQM7	0.200	02/16/21	02/16/24	02/16/22	2,000,000.00	100.000	2,000,000.00	2,000,000.00	0.9969	1,993,800.00	930	0.200	
10000	FHLB	Agency	3130ALKM5	0.350	03/15/21	03/15/24	09/15/21	2,000,000.00	100.000	2,000,000.00	2,000,000.00	0.9943	1,988,600.00	958	0.350	
10000	FHLB	Agency	3130ALLM4	0.350	03/29/21	03/28/24	09/28/21	2,000,000.00	100.000	2,000,000.00	2,000,000.00	0.9998	1,999,600.00	971	0.350	
10000	FHLB	Agency	3130ALRH9	0.400	04/12/21	04/12/24	10/12/21	2,000,000.00	100.000	2,000,000.00	2,000,000.00	0.9996	1,999,200.00	986	0.400	
10000	FHLB	Agency	3130AMND0	0.430	06/17/21	06/17/24	09/17/21	2,000,000.00	100.000	2,000,000.00	2,000,000.00	1.0001	2,000,200.00	1052	0.430	
10000	FHLB	Agency	3130AN6A3	0.625	07/26/21	07/26/24	08/26/21	2,000,000.00	100.000	2,000,000.00	2,000,000.00	1.0000	2,000,000.00	1091	0.625	
997	TexPool	LGIP		0.019				78,207,673.36	100.000	78,207,673.36	78,207,673.36	100.00	78,207,673.36	1	0.019	1,345.14
998	Texas Class	LGIP		0.062				72,919,810.74	100.000	72,919,810.74	72,919,810.74	100.00	72,919,810.74	1	0.062	3,807.39
999	Depository	Cash		0.050				42,984,360.36	100.000	42,984,360.36	42,984,360.36	100.00	42,984,360.36	1	0.050	1,983.37
								212,111,844.46		212,111,844.46	212,111,844.46		212,095,444.46	78	0.069	7,135.90

Matured or Called Investments:

This report is presented in accordance with the Texas Government Code Title 10 Section 2256.023 and complies with the Investment Strategy of Brazoria County's Investment Policy and I certify that to the best of my knowledge the above is true and correct.

Cathy Campbell

Cathy Campbell, CTO, CIO
Brazoria County Treasurer

BRAZORIA COUNTY
Investment Data Summary
July 2021

Type Breakdown:	Book Value	Percent	Wtd Avg Mat	Wtd Avg Yield
LGIP	151,127,484.10	71.25%	1	0.039
Agency	18,000,000.00	8.49%	912	0.367
Cash	42,984,360.36	20.26%	1	0.050
	212,111,844.46	100.00%	78	0.069

Issuer Breakdown:	Book Value	Percent	Wtd Avg Mat	Wtd Avg Yield
FNMA	2,000,000.00	0.94%	754	0.375
FHLB	10,000,000.00	4.71%	1012	0.431
FHLMC	2,000,000.00	0.94%	655	0.300
-	-			
FFCB	4,000,000.00	1.89%	870	0.230
-	-			
TexPool	78,207,673.36	36.87%	1	0.019
Texas Class	72,919,810.74	34.38%	1	0.062
Depository	42,984,360.36	20.26%	1	0.050
	212,111,844.46	100.00%	78	0.069

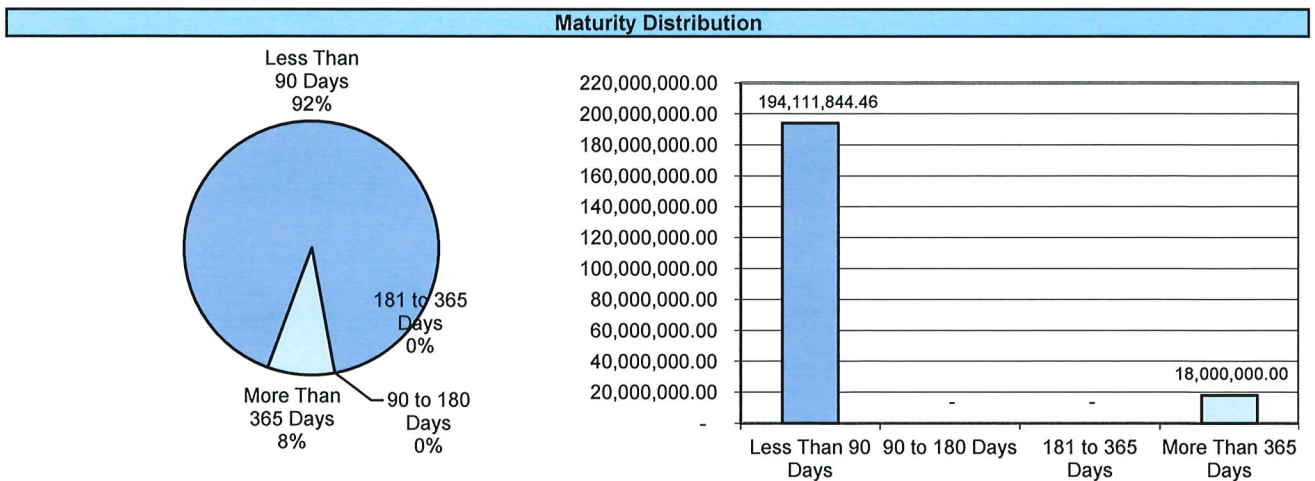

Fund Breakdown:	Book Value	Percent	Wtd Avg Mat	Wtd Avg Yield
10000	18,000,000.00	8.49%	912	0.367
20500	-			
997	78,207,673.36	36.87%	1	0.019
998	72,919,810.74	34.38%	1	0.062
999	42,984,360.36	20.26%	1	0.050
	212,111,844.46	100.00%	78	0.069

Maturity Breakdown:	Book Value	Percent
Less Than 90 Days	194,111,844.46	91.51%
90 to 180 Days	-	0.00%
181 to 365 Days	-	0.00%
More Than 365 Days	18,000,000.00	8.49%
	212,111,844.46	100.00%

BRAZORIA COUNTY
Investment Summary Report
For the Period Ending 07/31/2021

Total Portfolio Summary			
	Current Month 07/31/21	Prior Month 6/30/2021	Change From Prior
Book Value	212,111,844.46	229,004,444.10	(16,892,599.64)
Market Value	212,095,444.46	228,970,444.10	(16,874,999.64)
Market Value%	99.99%	99.99%	0.01%
Weighted Average Maturity - Days	78 days	65 days	13
Weighted Average Yield	0.069%	0.06%	0.01%

Portfolio Composition by Fund			
Fund Name	7/31/2021 Book Value	Wtd Avg Yield	Wtd Avg Maturity
10000	18,000,000.00	0.367%	912
20500	-		0
997	78,207,673.36	0.019%	1
998	72,919,810.74	0.062%	1
999	42,984,360.36	0.050%	1
TOTALS:	212,111,844.46	0.069%	78 days



Monthly Interest Earned for Fiscal Year 2021

	Oct	Nov	Dec	1st Qtr	Jan	Feb	Mar	2nd Qtr	April	May	June	3rd Qtr	July	August	Sept	4th Qtr	Ann Earned
BANK	24,302.33	24,093.11	17,690.12	66,085.56	29,476.55	21,004.18	20,453.62	70,934.35	25,216.68	26,108.68	(1,018.54)	50,306.82	1,983.37			1,983.37	189,310.10
TEXPOOL	3,550.27	3,238.64	3,945.87	10,734.78	3,955.66	2,591.08	1,194.99	7,741.73	708.09	572.66	878.03	2,158.78	1,345.14			1,345.14	21,980.43
Texas Class	9,721.38	5,794.72	5,591.84	21,107.94	6,357.06	5,980.81	6,507.34	18,845.21	5,031.50	4,853.88	3,661.83	13,647.21	3,807.39			3,807.39	57,307.75
Agencies	0.00	0.00	0.00	0.00	21,250.00	6,750.00	0.00	28,000.00	2,700.00	0.00	0.00	2,700.00	0.00			0.00	30,700.00
Total Per Mo.	37,573.98	33,126.47	27,227.83	97,928.28	61,039.27	36,326.07	28,155.95	125,521.29	33,656.27	31,535.22	3,521.32	68,712.81	7,135.90	0.00	0.00	7,135.90	299,298.28

I certify that to the best of my knowledge the above is true and correct.

Cathy Campbell

Cathy Campbell, CCA, CIO
Brazoria County Treasurer



Monthly Newsletter: August 2021



Participant Services
1001 Texas Ave., Suite 1150
Houston, TX 77002

PSRFT STD
U.S. POSTAGE
PAID
AUSTIN, TX
PERMIT NO. 1264

ANNOUNCEMENTS

We welcome the following entities who joined TexPool in July 2021:

TexPool
Harris County MUD 540

TexPool Prime
Carrilton Farmers Branch ISD

Upcoming Events

September 1-3, 2021
TAC Legislative Conference
Fairmount Austin Hotel, Austin, Texas

September 13-16, 2021
CTAT Annual Conference
The Bivy a Doubletree by Hilton,
Boerne, Texas

September 24-26, 2021
TASA/TASB Annual Conference
Dallas, Texas

TexPool Advisory Board Members

David Garcia Jerry Dale
Patrick Krishock David Landeros
Belinda Weaver Sharon Matthews
Deborah Laundermilk Vivian Wood

Overseen by the State of Texas Comptroller of Public Accounts Glenn Hegar
Operated under the supervision of the Texas Treasury Satekeeping Trust Company

Economic and Market Commentary: Looking like a trillion bucks

August 1, 2021

If you hear a new or even a shocking word enough times, it usually loses its impact. But "trillion" never seems to get there. Despite the numerous trillion-dollar federal stimulus packages this year, it remains a tremendous amount of money in nearly everyone's mind. So, it's no small thing that use of the Federal Reserve's Reverse Repo Program (RRP) has lately approached the \$1 trillion mark. It was below \$100 billion as recently as April. In March, the Fed increased the counterparty limit for from \$30 billion to \$80 billion and then in June raised the rate to 5 basis points. Usage has steadily grown since then, and it's been a valuable outlet for the money markets, which are still facing heavy demand.

Fed Chair Jerome Powell mentioned in his comments after the Federal Open Market Committee (FOMC) meeting last month that policymakers have been discussing tapering—the winding down of their massive asset purchase program. The meeting did not include a Summary of Economic Projections, but not surprisingly, Powell also sang the same refrain on inflation. Policymakers won't budge until inflation is elevated for many months, and they are betting prices will pull back. We think they are stouder. While the National Bureau of Economic Research just dated the Covid-19 recession as lasting

(continued page 6)

Performance as of July 31, 2021

	TexPool	TexPool Prime
Current Invested Balance	\$23,445,086,784	\$10,083,951,853
Weighted Average Maturity**	31 Days	53 Days
Weighted Average Life**	96 Days	62 Days
Net Asset Value	1.00010	1.00004
Total Number of Participants	2,659	446
Management Fee on Invested Balance	0.0450%	0.0550%
Interest Distributed	\$378,074.65	\$570,293.07
Management Fee Collected	\$902,720	\$424,355
Standard & Poor's Current Rating	AAA+M	AAA+M
Month Averages		
Average Invested Balance	\$23,619,562,762.87	\$10,254,281,405.61
Average Monthly Rate*	0.02%	0.07%
Average Weighted Average Maturity**	32	50
Average Weighted Average Life**	95	60

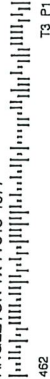
*This average monthly rate for TexPool Prime for each date may reflect a number of some portion or all of each of the management fees.
**See page 2 for definitions.
Past performance is no guarantee of future results.

Phone: 1-866-TEXPOOL (839-7665) • Fax: 1-866-839-3391 • TexPool.com
© 2021 Federated Hermes, Inc.
C35884-24 (8/21)



Managed and
Served by

MS. CATHY CAMPBELL
BRAZORIA COUNTY
111 E LOCUST ST. STE. 305
ANGLETON TX 77515-4677



T3 P1

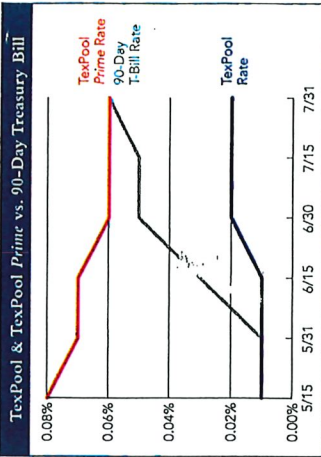
462

only from late February to early April 2020, it's the aftermath that matters. The Fed needs to keep its head up.

In the meantime, the biggest issue for cash managers remains the recent decline in Treasury bill issuance and the low supply of Treasury bills, a combination that continues to hold down yields. The decline in issuance is tied to the reinstatement of the federal debt limit on Aug. 1, and we expect constrained issuance until Congress takes action to raise the limit. The Treasury should have enough cash and other measures to meet the basic funding needs of the government into the fall. We fully anticipate that lawmakers will eventually either raise the limit or suspend it again. Expect political theater, but nothing serious.

The other trillion-dollar issue hanging around is the infrastructure deal. The senate finally voted to take up the bill. But everyone—particularly in state and local governments—is still playing the waiting game for the details.


At the end of July, yields on 1-, 3-, 6- and 12-month U.S. Treasuries were 0.05%, 0.05%, 0.06% and 0.07%, respectively; the 1-, 3-, 6- and 12-month London interbank offered rates (Libor) were 0.09%, 0.33%, 0.16% and 0.24%, respectively, and the weighted average maturities (WAMs) of TexPool and TexPool Prime were 31 and 53 days, respectively.



90-Day Treasury Bill is a short-term debt instrument backed by the national government. These are used to collect immediate cash to meet outstanding obligations.
Any private investor can invest in a Treasury bill. The 90-Day Treasury Bill is a weighted average rate of the weekly auctions of 90-Day Treasury Bills.
Past performance is no guarantee of future results.

Portfolio by Maturity (%)

As of July 31, 2021



Portfolio by Type of Investment (%)

As of July 31, 2021



Portfolio Asset Summary as of July 31, 2021

	Book Value	Market Value
Uninvested Balance	\$308.32	\$308.32
Receivable for Investments Sold	0.00	0.00
Accrual of Interest Income	5,818,457.35	5,818,457.35
Interest and Management Fees Payable	-378,073.29	-378,073.29
Payable for Investments Purchased	-100,000,438.92	-100,000,438.92
Accrued Expenses & Taxes	-57,809.80	-57,809.80
Repurchase Agreements	7,340,634,882.00	7,340,634,882.00
Mutual Fund Investments	1,295,074,000.00	1,295,074,000.00
Government Securities	3,660,665,049.00	3,662,711,514.64
U.S. Treasury Bills	9,204,624,962.60	9,204,624,962.60
U.S. Treasury Notes	2,038,705,446.70	2,038,983,534.42
Total	\$23,445,086,783.96	\$23,447,378,730.88

Market value of collateral supporting the Repurchase Agreements is at least 102% of the Book Value. The portfolio is managed by Federated Investment Counseling and the assets are held in separate custodial accounts at State Street Bank in the name of TexPool. The only source of payment to the Participants is the assets of TexPool. There is no secondary source of payment for the pool such as insurance or State guarantee. Should you require a copy of the portfolio, please contact TexPool Participant Services.

Participant Summary

	Number of Participants	Balance
School District	599	\$6,419,843,571.41
Higher Education	60	\$1,387,566,463.60
County	194	\$2,902,193,733.94
Health Care	90	\$1,275,434,255.66
Utility District	850	\$3,593,145,037.16
City	484	\$6,475,648,065.22
Emergency Districts	98	\$306,778,538.12
Economic Development Districts	83	\$128,269,959.88
Other	201	\$956,191,590.33

**Definition of Weighted Average Maturity and Weighted Average Life

WAM is the mean average of the periods of time remaining until the securities held in TexPool (a) are scheduled to be repaid, (b) would be repaid upon a demand by TexPool, or (c) are scheduled to have their interest rate readjusted to reflect current market rates. Securities with adjustable rates payable upon demand are treated as maturing on the earlier of the two dates set forth in (b) and (c) if their scheduled maturity is 397 days or less, and the later of the two dates set forth in (b) and (c) if their scheduled maturity is more than 397 days. The mean is weighted based on the percentage of the amortized cost of the portfolio invested in each period.

WAL is calculated in the same manner as WAM, but is based solely on the periods of time remaining until the securities held in TexPool (a) are scheduled to be repaid or (b) would be repaid upon a demand by TexPool, without reference to when interest rates of securities within TexPool are scheduled to be readjusted.


Daily Summary

Date	Money Mkts. Fund Equiv. (SEC Std.)	Dividend Factor	TexPool Invested Balance	NAV	WAM Days	WAL Days
7/1	0.0167%	0.000000457	\$23,785,859,398.80	1.00010	31	95
7/2	0.0170%	0.000000465	\$23,612,609,398.14	1.00010	32	96
7/3	0.0170%	0.000000465	\$23,612,609,398.14	1.00010	32	96
7/4	0.0170%	0.000000465	\$23,612,609,398.14	1.00010	32	96
7/5	0.0170%	0.000000465	\$23,612,609,398.14	1.00010	32	96
7/6	0.0185%	0.000000507	\$23,509,608,692.20	1.00010	29	93
7/7	0.0178%	0.000000489	\$23,546,168,235.91	1.00010	29	92
7/8	0.0170%	0.000000466	\$23,486,348,293.27	1.00011	28	92
7/9	0.0191%	0.000000523	\$23,421,379,452.09	1.00010	33	94
7/10	0.0191%	0.000000523	\$23,421,379,452.09	1.00010	33	94
7/11	0.0191%	0.000000523	\$23,421,379,452.09	1.00010	33	94
7/12	0.0186%	0.000000510	\$23,626,223,349.63	1.00010	31	93
7/13	0.0189%	0.000000517	\$23,584,392,188.01	1.00010	35	97
7/14	0.0190%	0.000000521	\$23,373,427,538.14	1.00010	36	98
7/15	0.0191%	0.000000522	\$23,381,013,573.33	1.00010	37	99
7/16	0.0195%	0.000000533	\$23,383,344,548.94	1.00010	37	99
7/17	0.0195%	0.000000533	\$23,383,344,548.94	1.00010	37	99
7/18	0.0195%	0.000000533	\$23,383,344,548.94	1.00010	37	99
7/19	0.0206%	0.000000564	\$23,370,085,370.81	1.00010	34	97
7/20	0.0201%	0.000000552	\$23,444,630,693.94	1.00009	34	95
7/21	0.0199%	0.000000545	\$23,703,275,916.37	1.00010	34	96
7/22	0.0197%	0.000000541	\$23,827,579,846.22	1.00010	33	95
7/23	0.0194%	0.000000531	\$24,148,997,272.63	1.00010	32	92
7/24	0.0194%	0.000000531	\$24,148,997,272.63	1.00010	32	92
7/25	0.0194%	0.000000531	\$24,148,997,272.63	1.00010	32	92
7/26	0.0194%	0.000000532	\$24,081,541,737.17	1.00010	31	91
7/27	0.0195%	0.000000535	\$23,961,023,581.23	1.00010	31	91
7/28	0.0197%	0.000000540	\$23,684,035,714.84	1.00010	30	95
7/29	0.0196%	0.000000538	\$23,639,456,353.70	1.00010	30	95
7/30	0.0197%	0.000000541	\$23,445,086,783.96	1.00010	31	96
7/31	0.0197%	0.000000541	\$23,445,086,783.96	1.00010	31	96
Average:	0.0189%	0.000000517	\$23,619,562,762.87	1.00010	32	95

TEXPOOL Prime

Portfolio by Maturity (%)

As of July 31, 2021



Portfolio by Type of Investment (%)

As of July 31, 2021



Portfolio Asset Summary as of July 31, 2021

	Book Value	Market Value
Uninvested Balance		-\$59,49
Receivable for Investments Sold	0.00	0.00
Accrual of Interest Income	138,257.07	138,257.07
Interest and Management Fees Payable	-\$70,283.06	-\$70,283.06
Payable for Investments Purchased	0.00	0.00
Accrued Expenses & Taxes	-26,739.76	-26,739.76
Repurchase Agreements	1,966,597,000.00	1,966,597,000.00
Commercial Paper	6,698,181,205.72	6,698,181,988.44
Bank Instruments	0.00	0.00
Mutual Fund Investments	962,126,026.36	961,892,067.75
Government Securities	117,513,669.95	117,513,669.95
Variable Rate Notes	340,107,000.00	340,107,000.00
Total	\$10,083,961,853.46	\$10,084,322,900.90

Market value of collateral supporting the Repurchase Agreements is at least 105% of the Book Value. The portfolio is managed by Federated Investment Counseling and the assets are safe kept in a separate custodial account at State Street Bank in the name of TexPool Prime. The assets of TexPool Prime are the only source of payments to the Participants. There is no secondary source of payment for the pool such as insurance or State guarantee. Should you require a copy of the portfolio, please contact TexPool Participant Services

Participant Summary

	Number of Participants	Balance
School District	129	\$2,979,209,695.70
Higher Education	19	\$550,309,617.89
County	47	\$683,644,405.80
Health Care	18	\$266,717,669.28
Utility District	49	\$415,638,206.25
City	90	\$2,399,554,378.50
Emergency Districts	21	\$36,880,632.53
Economic Development Districts	15	\$20,955,657.24
Other	58	\$2,731,054,071.77

TEXPOOL Prime

Daily Summary

Date	Money Mkt. Fund Equiv. (SEC Stel)	Dividend Factor	TexPool Prime Invested Balance	NAV	WAMI Days	WAL Days
7/1	0.0691%	0.000001892	\$10,158,323,172.52	1.00004	45	57
7/2	0.0700%	0.000001919	\$10,131,763,672.59	1.00004	47	59
7/3	0.0700%	0.000001919	\$10,131,763,672.59	1.00004	47	59
7/4	0.0700%	0.000001919	\$10,131,763,672.59	1.00004	47	59
7/5	0.0700%	0.000001919	\$10,131,763,672.59	1.00004	47	59
7/6	0.0684%	0.000001875	\$10,214,652,280.34	1.00004	44	55
7/7	0.0709%	0.000001942	\$10,242,844,872.12	1.00005	47	59
7/8	0.0732%	0.000002005	\$10,306,573,582.17	1.00005	48	58
7/9	0.0678%	0.000001858	\$10,278,572,570.23	1.00004	48	58
7/10	0.0678%	0.000001858	\$10,278,572,570.23	1.00004	48	58
7/11	0.0678%	0.000001858	\$10,278,572,570.23	1.00004	48	58
7/12	0.0677%	0.000001856	\$10,333,108,564.17	1.00004	46	56
7/13	0.0657%	0.000001801	\$10,306,166,027.79	1.00004	47	58
7/14	0.0651%	0.000001783	\$10,286,143,218.45	1.00004	49	59
7/15	0.0645%	0.000001766	\$10,370,476,953.50	1.00004	48	58
7/16	0.0645%	0.000001766	\$10,362,267,820.90	1.00004	51	60
7/17	0.0645%	0.000001766	\$10,362,267,820.90	1.00004	51	60
7/18	0.0645%	0.000001766	\$10,362,267,820.90	1.00004	51	60
7/19	0.0623%	0.000001707	\$10,310,486,669.01	1.00004	49	59
7/20	0.0634%	0.000001738	\$10,277,217,088.26	1.00004	50	59
7/21	0.0631%	0.000001728	\$10,247,030,893.13	1.00004	52	62
7/22	0.0627%	0.000001718	\$10,283,395,616.01	1.00004	53	63
7/23	0.0627%	0.000001717	\$10,204,984,222.70	1.00004	54	64
7/24	0.0627%	0.000001717	\$10,204,984,222.70	1.00004	54	64
7/25	0.0627%	0.000001717	\$10,204,984,222.70	1.00004	54	64
7/26	0.0616%	0.000001688	\$10,235,104,852.55	1.00004	52	61
7/27	0.0627%	0.000001719	\$10,400,550,093.02	1.00004	52	61
7/28	0.0552%	0.000001512	\$10,429,494,620.90	1.00004	51	60
7/29	0.0639%	0.000001750	\$10,248,702,831.08	1.00004	52	61
7/30	0.0630%	0.000001726	\$10,083,961,853.46	1.00004	53	62
7/31	0.0630%	0.000001726	\$10,083,961,853.46	1.00004	53	62
Average:	0.0655%	0.000001795	\$10,254,281,405.61	1.00004	50	60


For the month of July 2021, the Program Administrator accrued fees of \$51,073,720.52 and had average shares outstanding of 10,380,016.69504 for Texas CLASS. For Texas CLASS Government, the Program Administrator accrued fees of \$133,179.72 and had average shares outstanding of 1,334,611.88448. The fees for both Texas CLASS and Texas CLASS Government are accrued on a daily basis by multiplying the investment property value by the applicable fee rate, and divided by 365 or 366 days in the event of a leap year. The investment property value shall be based on the current day's settled shares outstanding. For weekend days and holidays, the settled shares outstanding for the previous business day will be utilized for the calculation of fees. The applicable fee rate is located in Exhibit F of the Ninth Amended and Restated Trust Agreement. The Program Administrator reserves the right to abate fees listed in the Ninth Amended and Restated Trust Agreement. The monthly fee is the sum of all daily fee accruals for the month of July. The fees are paid monthly upon notification to the custodian bank. As of July 31, 2021, the fee for Texas CLASS was 7 basis points and the fee for Texas CLASS Government was 12 basis points.

- Both funds are rated 'AAAm' by S&P Global Ratings.
- Net Asset Value for both funds from July 1 to July 30, 2021 is equal to \$1.00.
- The final maturity dates of all securities were less than one year.
- The custodian bank for Texas CLASS is UMB Bank.
- Total number of Participants is 861.
- There are currently no investments that have a stated maturity greater than one year.
- The portfolio manager for Texas CLASS is Neil Vaid, CFP and Randy Palomba, CFA.
- All sources of payment are the underlying assets of the local government investment pool at market value.
- The Ninth Amended and Restated Trust Agreement was adopted by the Board of Trustees on February 25, 2021. You can access your copy of the Ninth Amended and Restated Trust Agreement by visiting our website at www.texasclass.com.

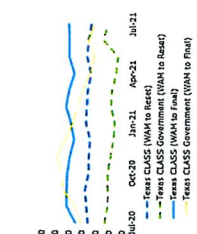
BOARD OF TRUSTEES

- Mr. Steve Williams, Chairman**
Asst. City Administrator/CFO City of Conroe
- Ms. Amy Perez**
Director of Financial Management, Harris County
- Ms. Monika Arris**
Director of Budget & Finance, Collin County
- Mr. Mike Hagar**
Asst. Supt. of Business & Finance, Alamo Heights ISD
- Ms. Cindy Yeatts Brown**
Treasurer, Denton County
- Ms. Yvonne Johnson**
Executive Director – Galena Park ISD
- Ms. Heather Hurlbert**
Director of Finance & Business Analysis, City of Corpus Christi

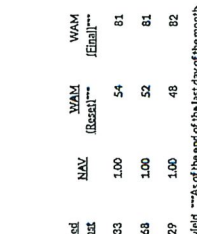
The following information is provided in accordance with Texas State Statute 2256.0016.
As of July 31, 2021



Performance vs. Benchmark S&P AAA/AA GIP* (Average Monthly Yields)



Weighted Average Maturity (In Days)



Texas CLASS Government Portfolio Breakdown



Texas CLASS Portfolio Breakdown



Texas CLASS Government Prior Month Comparison

Month End	Average Yield**	Month Ending Assets	Share Balance	Market Value	Amortized Cost	WAM (Reasst)**	WAM (Final)**
May-21	0.05%	\$1,047,904,188	1,047,899,220	\$1,054,885,877	\$1,054,890,909	6	43
Jun-21	0.04%	\$1,359,629,141	1,359,596,330	\$1,359,683,655	\$1,359,550,824	29	52
Jul-21	0.02%	\$1,304,926,632	1,304,898,081	\$1,304,882,160	\$1,304,654,074	24	44

**Average monthly yield **As of the end of the last day of the month

Texas CLASS Prior Month Comparison

Month End	Average Yield**	Month Ending Assets	Share Balance	Market Value	Amortized Cost	WAM (Reasst)**	WAM (Final)**
May-21	0.08%	\$13,047,725,187	13,625,793,849	\$13,728,951,071	\$13,728,037,733	54	81
Jun-21	0.04%	\$13,393,788,484	13,393,205,557	\$13,393,485,795	\$13,393,102,468	52	81
Jul-21	0.06%	\$13,132,992,085	13,132,648,753	\$13,258,721,477	\$13,258,437,329	48	82

**Average monthly yield **As of the end of the last day of the month

Texas Class Prime Rates July 2021									
Date	Daily Rate (%)	YTD Yield (%)	7-Day Yield (%)	WAM Days to Reset	WAM Days to Final	Daily Dividend	Net Asset Value (NAV)		
7/31/2021	0.0618	0.0900	0.0618	48	82	0.000001694	1.00002386		
7/30/2021	0.0618	0.0901	0.0620	49	83	0.000001694	1.00002610		
7/29/2021	0.0614	0.0903	0.0621	49	84	0.000001692	1.00002626		
7/28/2021	0.0618	0.0904	0.0623	49	84	0.000001693	1.00002383		
7/27/2021	0.0610	0.0905	0.0625	50	85	0.000001671	1.00002423		
7/26/2021	0.0623	0.0907	0.0626	50	86	0.000001706	1.00002310		
7/25/2021	0.0627	0.0908	0.0627	51	86	0.000001718	1.00002483		
7/24/2021	0.0627	0.0909	0.0626	52	87	0.000001718	1.00002715		
7/23/2021	0.0631	0.0912	0.0625	53	88	0.000001717	1.00002946		
7/22/2021	0.0631	0.0912	0.0625	53	88	0.000001717	1.00002955		
7/21/2021	0.0631	0.0914	0.0626	53	89	0.000001730	1.00003029		
7/20/2021	0.0619	0.0915	0.0624	53	87	0.000001697	1.00002761		
7/19/2021	0.0625	0.0917	0.0628	53	87	0.000001712	1.00002828		
7/18/2021	0.0624	0.0918	0.0634	52	87	0.000001709	1.00002530		
7/17/2021	0.0624	0.0920	0.0629	53	88	0.000001709	1.00002763		
7/16/2021	0.0624	0.0921	0.0623	54	89	0.000001709	1.00002995		
7/15/2021	0.0633	0.0923	0.0617	53	88	0.000001735	1.00003060		
7/14/2021	0.0621	0.0924	0.0613	52	85	0.000001701	1.00002351		
7/13/2021	0.0648	0.0926	0.0608	52	85	0.000001774	1.00003259		
7/12/2021	0.0666	0.0927	0.0607	51	81	0.000001826	1.00003407		
7/11/2021	0.0584	0.0928	0.0596	52	82	0.000001600	1.00003049		
7/10/2021	0.0584	0.0930	0.0597	53	83	0.000001600	1.00003289		
7/9/2021	0.0584	0.0932	0.0599	53	84	0.000001600	1.00003529		
7/8/2021	0.0603	0.0934	0.0600	51	83	0.000001651	1.00003507		
7/7/2021	0.0650	0.0936	0.0597	52	82	0.000001617	1.00004350		
7/6/2021	0.0654	0.0937	0.0601	53	81	0.000001737	1.00004374		
7/5/2021	0.0593	0.0939	0.0593	50	79	0.000001625	1.00003588		
7/4/2021	0.0593	0.0941	0.0594	51	80	0.000001625	1.00003838		
7/3/2021	0.0593	0.0943	0.0596	52	81	0.000001625	1.00004089		
7/2/2021	0.0593	0.0945	0.0598	52	82	0.000001624	1.00004399		
7/1/2021	0.0580	0.0947	0.0599	51	82	0.000001590	1.00004256		

Texas Class Government Rates July 2021									
Date	Daily Rate (%)	YTD Yield (%)	7-Day Yield (%)	WAM Days to Reset	WAM Days to Final	Daily Dividend	Net Asset Value (NAV)		
7/31/2021	0.0151	0.0458	0.0156	24	44	0.000000414	1.00002188		
7/30/2021	0.0151	0.0459	0.0170	25	45	0.000000414	1.00002222		
7/29/2021	0.0173	0.0461	0.0173	25	44	0.000000473	1.00002198		
7/28/2021	0.0173	0.0462	0.0177	25	45	0.000000473	1.00002333		
7/27/2021	0.0173	0.0464	0.0180	25	45	0.000000473	1.00002575		
7/26/2021	0.0173	0.0465	0.0191	25	45	0.000000473	1.00002189		
7/25/2021	0.0173	0.0467	0.0192	26	46	0.000000473	1.00002198		
7/24/2021	0.0173	0.0468	0.0203	26	46	0.000000473	1.00002231		
7/23/2021	0.0173	0.0469	0.0214	26	47	0.000000473	1.00002263		
7/22/2021	0.0202	0.0471	0.0226	26	47	0.000000552	1.00002292		
7/21/2021	0.0195	0.0472	0.0227	26	47	0.000000535	1.00002505		
7/20/2021	0.0251	0.0474	0.0227	27	47	0.000000688	1.00002211		
7/19/2021	0.0178	0.0475	0.0227	27	47	0.000000487	1.00002525		
7/18/2021	0.0251	0.0476	0.0232	27	48	0.000000688	1.00002292		
7/17/2021	0.0251	0.0477	0.0227	27	48	0.000000688	1.00002325		
7/16/2021	0.0251	0.0478	0.0222	28	48	0.000000688	1.00002325		
7/15/2021	0.0212	0.0480	0.0217	28	49	0.000000687	1.00002358		
7/14/2021	0.0199	0.0481	0.0223	28	50	0.000000544	1.00002358		
7/13/2021	0.0251	0.0482	0.0224	28	50	0.000000688	1.00002348		
7/12/2021	0.0210	0.0484	0.0216	29	51	0.000000575	1.00002420		
7/11/2021	0.0216	0.0485	0.0212	29	51	0.000000592	1.00002448		
7/10/2021	0.0216	0.0487	0.0207	30	52	0.000000592	1.00002484		
7/9/2021	0.0216	0.0488	0.0202	30	52	0.000000592	1.00002520		
7/8/2021	0.0251	0.0489	0.0197	30	52	0.000000688	1.00002640		
7/7/2021	0.0207	0.0491	0.0188	30	52	0.000000567	1.00002440		
7/6/2021	0.0199	0.0492	0.0190	30	53	0.000000530	1.00002488		
7/5/2021	0.0182	0.0494	0.0192	30	53	0.000000499	1.00002542		
7/4/2021	0.0182	0.0495	0.0195	30	52	0.000000499	1.00002573		
7/3/2021	0.0182	0.0497	0.0220	30	53	0.000000499	1.00002603		
7/2/2021	0.0182	0.0499	0.0245	31	53	0.000000500	1.00002634		
7/1/2021	0.0189	0.0501	0.0270	31	53	0.000000518	1.00002606		