



**CERTIFIED COPY
BRAZORIA COUNTY COMMISSIONERS' COURT**

ORDER NO. 7.P.1

**RE: TREASURER'S MONTHLY REPORT AND
INVESTMENT REPORT FOR AUGUST 2021**

Approve the Treasurer's Monthly Report and Monthly Investment Report for August 2021. This order and affidavit must be filed with the County Clerk. It is further requested a certified copy of this order be returned to the County Treasurer. This report will be published on the county website.

RESULT:	PASSED [UNANIMOUS]
MOVER:	David R. Linder, Commissioner
SECONDER:	Donald "Dude" Payne, Commissioner
AYES:	Judge Sebesta, Commissioner Payne, Commissioner Cade, Commissioner Adams, Commissioner Linder

STATE OF TEXAS §

COUNTY OF BRAZORIA §

I, **Joyce Hudman, Clerk County Court and Ex-Officio Clerk of the Commissioners' Court of Brazoria County, Texas**, do hereby certify that the foregoing is a true and correct copy of that certain:


ORDER NO. 7.P.1


**RE: TREASURER'S MONTHLY REPORT AND
INVESTMENT REPORT FOR AUGUST 2021**

as passed by the Commissioners' Court on the 26th day of OCTOBER, A.D., 2021, Special Meeting Term of Commissioners' Court and as the same appear(s) in the Commissioners' Court Records of Brazoria County, Texas.

**GIVEN UNDER MY HAND AND SEAL OF OFFICE, this the 28th DAY OF
OCTOBER, A. D., 2021.**

JOYCE HUDMAN, Clerk County Court
and Ex-Officio Member of the Commissioners'
Court of Brazoria County, Texas

By: 
T. Reynolds, Deputy





CATHY CAMPBELL, CCT, CIO

BRAZORIA COUNTY TREASURER

111 E. Locust, Room 305 Angleton, Texas 77515-4654
979-864-1353 FAX 979-864-1680

Attached is the Monthly Treasurer's Report submitted by Cathy Campbell, Brazoria County Treasurer for the month of **AUGUST 2021**. This report is submitted in compliance with the Local Government Code Chapter 114, Chapter 2256 and Chapter 2257. This report contains:

Commissioners' Court Affidavit: 114.026 (d)
Monies received and disbursed: 114.026 (a) (1)
Pledged Securities Management Report: 2257.021
Debts due to* and owed by the county: 114.026 (a) (2)
All other proceedings in the Treasurer's office: 114.026 (a) (3)
Brazoria County general ledger fund activity: 114.026 (c)

Brazoria County Investment Portfolio for **AUGUST 2021**: 2256.023

Note: debts due to the County are reported to the Court by the collecting offices: 114.044.

"I CERTIFY THAT TO THE BEST OF MY KNOWLEDGE THE ATTACHED REPORTS ARE TRUE AND CORRECT."

A handwritten signature in blue ink that reads "Cathy Campbell".

Cathy Campbell, CCT, CIO
Brazoria County Treasurer


MINUTES OF COUNTY FINANCES
TREASURER'S MONTHLY REPORT
AFFIDAVIT
COMMISSIONERS' COURT OCTOBER 26, 2021

BEFORE ME, the undersigned authority, a Notary Public in and for Brazoria County, Texas, on this day personally appeared the Members of Brazoria County Commissioners' Court and who after being duly sworn upon their oaths do hereby state as follows:


The requirements of Subsection (c) of the Texas Local Government Code §114.026 have been met and that we have reviewed and examined the Monthly Report of: **CATHY CAMPBELL**, Treasurer of Brazoria County, Texas for **AUGUST 2021**.

Further, having taken reasonable steps to ensure its accuracy as presented, approve the report and enter this order into the minutes which state total cash and other assets in the custody of the County Treasurer at the time of the examination to be \$199,149,673.28.

The Treasurer's report and this affidavit will be published on the Brazoria County website.



L. M. "Matt" Sebesta, Jr
County Judge




Donald W. "Dude" Payne
Commissioner Precinct 1



Ryan Cade
Commissioner Precinct 2





Stacy L. Adams
Commissioner Precinct 3



David R. Linder
Commissioner Precinct 4

SUBSCRIBED AND SWORN TO BEFORE ME THIS 26th DAY OF OCTOBER, 2021.





Notary Public in and for Brazoria County, Texas
My Commission Expires: 2-16-2024

BRAZORIA COUNTY Bank Account Activity and Interest Report for AUGUST 2021

Account	Ending Bank Balance 07/31/2021	Deposits and Other Credits Received	Checks and Other Debits Disbursed	Ending Bank Balance 08/31/2021	MONTHLY Interest Earned	Interest Rate EFF: 6/01/21
FIRST NATIONAL BANK OF LAKE JACKSON						
Tax Assessor/Collector GOVPAY Acct	-	0.00	0.00	0.00	0.00	0.05
Tax Assessor/Collector Veh Inventory Prop Tax	-	0.00	0.00	0.00	0.00	0.05
Payroll	1,380,693.67	14,651,728.02	(10,641,946.28)	5,390,475.41	78.05	0.05
Operating	14,393,504.43	41,367,192.24	(39,151,288.32)	16,609,408.35	738.03	0.05
Jury Fund	208,885.00	40.60	(31,157.60)	177,768.00	7.74	0.05
Tax Assessor/Collector Boat Sales Tax *	-	0.00	0.00	0.00	0.00	0.05
County Clerk Trust Fund	4,356,947.35	384,534.70	(424,820.99)	4,316,661.06	182.92	0.05
District Clerk Trust Fund	2,054,867.88	121,548.93	(71,658.42)	2,104,758.39	87.91	0.05
Tax Assessor/Collector Motor Vehicle Acct	-	0.00	0.00	0.00	0.00	0.05
Tax Assessor/Collector Boat Collections	-	0.00	0.00	0.00	0.00	0.05
Tax Assessor/Collector Sales Tax Account *	-	0.00	0.00	0.00	0.00	0.05
Sheriff Barber Shop Education Training Program *	77,065.08	123.27	(322.48)	76,865.87	3.27	0.05
Comptroller Direct Deposit	801,794.09	1,526,356.50	(2,157,065.85)	171,084.74	15.78	0.05
Sheriff's Dept Narcotic Unit-Operations	5,623.94	-	(3,610.00)	2,013.94	0.20	0.05
Comm. Super & Corrections Dept. Restitution Acct	137,851.39	38,158.48	(51,271.95)	124,737.92	5.46	0.05
District Atty Check Collection Account	21,706.63	5,566.89	(3,757.59)	23,515.93	0.83	0.05
Tax Assessor/Collector Tax Account	-	0.00	0.00	0.00	0.00	0.05
Employee Benefit Trust Fund *	8,574,103.22	2,466,704.44	(7,638,809.94)	3,401,997.72	132.71	0.05
Investment Acct	0.00	11,008,750.00	(7,008,750.00)	4,000,000.00	63.05	0.05
Credit Card Account	292,925.96	465,283.72	(505,781.50)	252,428.18	13.96	0.05
E-Filing / E-Recording	309,052.96	449,008.00	(388,736.51)	369,324.45	10.46	0.05
Parks Credit Card	63,837.22	48,660.83	(64,456.22)	48,041.83	2.41	0.05
Juvenile Restitution Account	2,561.25	1,838.95	(1,379.26)	3,020.94	0.12	0.05
TouchPay Credit Card	81,004.94	91,016.21	(96,488.27)	75,532.88	4.03	0.05
Brazoria County Receivables	-	0.00	0.00	0.00	0.00	0.05
Tax Assessor/Collector GOVPAY Acct	837,579.55	1,014,014.29	(962,852.16)	888,741.68	21.30	0.05
Tax Assessor/Collector Veh Inventory Prop Tax	1,512,492.28	296,712.46	(703.43)	1,808,501.31	66.00	0.05
Tax Assessor/Collector Boat Sales Tax *	8,828.54	88,628.36	(91,156.94)	6,299.96	0.27	0.05
Tax Assessor/Collector Motor Vehicle Acct	1,818,693.64	7,743,839.12	(7,764,454.30)	1,798,078.46	75.55	0.05
Tax Assessor/Collector Boat Collections	88,246.51	86,665.14	(96,816.85)	78,094.80	1.81	0.05
Tax Assessor/Collector Sales Tax Account *	557,357.70	4,939,012.53	(4,824,918.06)	671,452.17	29.85	0.05
Tax Assessor/Collector Tax Account	3,123,968.66	2,770,680.15	(3,715,349.68)	2,179,299.13	94.13	0.05
First National Bank of Lake Jackson Totals	40,709,591.88	89,566,063.83	(85,697,552.60)	44,578,103.11	1,635.84	
TOTAL Interest Earning Accounts EOM Balance		40,709,591.88		44,578,103.11	1,635.84	
				2,387,860.00		
				46,965,963.11		

Non-Int bearing Accts: Sheriff, County and District Clerks Cash Bonds; TCDEB-IKE; Inmate Trusts; TCEQ ; Bail Bond Sec; HMGP

This report is presented in accordance with The Texas Government Code Title 4 Sec. 114.026 (a)(1) and I certify that to the best of my knowledge the above is the true and correct cash balance remaining in the Treasurer's custody.


Cathy Campbell, COT, CIO
Brazoria County Treasurer



CATHY CAMPBELL, CCT, CIO

BRAZORIA COUNTY TREASURER

111 E. Locust, Room 305 Angleton, Texas 77515-4654
979-864-1353 FAX 979-864-1680

Attached is a copy of the management report for the securities that were pledged to
Brazoria County by First National Bank of Lake Jackson for the month of
AUGUST 2021.

"I CERTIFY THAT TO THE BEST OF MY KNOWLEDGE THE ATTACHED
REPORT IS TRUE AND CORRECT."

A handwritten signature in blue ink that reads "Cathy Campbell". The signature is written in a cursive style and is positioned above a horizontal line.

Cathy Campbell, CCT, CIO
Brazoria County Treasurer

Reportfolio

First National Bank of Lake Jackson, Lake Jackson, T
 Published: 8/31/2021 10:55:47 AM

Management Report
 Pledged To: BRAZORIA COUNTY

Date: 31-Aug-21
 Page: 18
 Section V-C

Code	Cusip Trans#	Description Maturity	Prerefund	Pool Coupon	Moody StdPoor	Original Face Pledged Percent	Original Face Value	Pledged Par Value	Pledged Book Value	Pledged Market Value
FHLB	3136BBWU2 570109202008311	FNR 2020-62 PA 9/25/2050	FAS 115	2.000		100.00%	\$2,500,000.00	\$2,267,853.00	\$2,347,792.77	\$2,344,474.00
FEDERAL HOME LOAN BANK AFS										
FHLB	3137FX3K2 575645202010140	FHR 5020 TE 9/25/2050		1.000		100.00%	\$3,000,000.00	\$2,492,895.54	\$2,490,641.51	\$2,425,122.19
FEDERAL HOME LOAN BANK AFS										
FHLB	3136BCEP1 573944202009280	FNR 2020-73 KQ 10/25/2050		1.750		100.00%	\$2,500,000.00	\$2,281,841.58	\$2,368,633.93	\$2,367,094.38
FEDERAL HOME LOAN BANK AFS										
36 CMOs - Fixed Rate										
Total Pledged							\$92,230,000.00	\$45,018,474.64	\$45,454,495.53	\$46,186,748.01
132 To: BRC BRAZORIA COUNTY							\$334,195,624.00	\$74,504,186.22	\$75,430,756.84	\$76,963,283.03
\$0.00 Munis with Maturity Under 2 Years							\$2,027,919.33	Other securities with Stated Maturity Under 2 Years		
\$0.00 Munis with Maturity Over 2 Years							\$72,476,266.89	Other securities with Stated Maturity Over 2 Years		

** If no data is shown, then there are no pledges for the current period.



Brazoria County Bond Payments - August 2021

	<u>INTEREST</u>	<u>PRINCIPAL</u>	<u>BAB SUBSIDY</u>	<u>TOTAL</u>
Series 2012 - Certificates of Obligation	443,825.00	0.00		443,825.00
Series 2012 - Unlimited Tax Road Bonds	89,100.00	0.00		89,100.00
Series 2016 - Unlimited Tax Refunding Bonds	103,850.00	0.00		103,850.00
Series 2016 - Limited Tax Refunding Bonds	125,525.00	0.00		125,525.00
Series 2018 -Certificates of Obligation	178,325.00	0.00		178,325.00
Series 2018 - Unlimited Tax Refunding Bonds	82,875.00	0.00		82,875.00
Series 2020 -Unlimited Tax Refunding (2010B BAB) Bonds	226,375.00	0.00		226,375.00
TOTAL PAYMENTS	1,249,875.00	0.00	0.00	1,249,875.00

The following pages show the remaining bond payments to be made by Brazoria County.

This report is presented in accordance with The Texas Government Code Title 4 Sec. 114.026 (a)(2)


Cathy Campbell, CCT, CIO
Brazoria County Treasurer

BRAZORIA COUNTY, TEXAS
Series 2012 - Certificates of Obligation
Remaining Payment Schedule

FISCAL YEAR	INTEREST 1-Mar	PRINCIPAL 1-Mar	INTEREST 1-Sep	TOTAL PAYMENT
2022	443,825.00	1,420,000.00	408,325.00	2,272,150.00
2023	408,325.00	1,495,000.00	370,950.00	2,274,275.00
2024	370,950.00	1,570,000.00	331,700.00	2,272,650.00
2025	331,700.00	1,650,000.00	290,450.00	2,272,150.00
2026	290,450.00	1,735,000.00	247,075.00	2,272,525.00
2027	247,075.00	1,825,000.00	201,450.00	2,273,525.00
2028	201,450.00	1,920,000.00	153,450.00	2,274,900.00
2029	153,450.00	2,000,000.00	118,450.00	2,271,900.00
2030	118,450.00	2,075,000.00	82,137.50	2,275,587.50
2031	82,137.50	2,145,000.00	44,600.00	2,271,737.50
2032	44,600.00	2,230,000.00		2,274,600.00
	2,692,412.50	20,065,000.00	2,248,587.50	25,006,000.00

Debt History:
Date of Receipt 26-Jul-12
Amount of Issue \$25,115,000.00
True Int Cost 3.380%

Paying Agent:
U.S. Bank
ABA routing # 091000022
St. Paul, MN 55486-2639

BRAZORIA COUNTY, TEXAS
Series 2012 - Unlimited Tax Road Bonds
Remaining Payment Schedule

FISCAL YEAR	INTEREST 1-Mar	PRINCIPAL 1-Mar	INTEREST 1-Sep	TOTAL PAYMENT
2022	89,100.00	430,000.00	82,650.00	601,750.00
2023	82,650.00	445,000.00	75,975.00	603,625.00
2024	75,975.00	455,000.00	69,150.00	600,125.00
2025	69,150.00	470,000.00	62,100.00	601,250.00
2026	62,100.00	485,000.00	54,825.00	601,925.00
2027	54,825.00	500,000.00	47,012.50	601,837.50
2028	47,012.50	515,000.00	38,643.75	600,656.25
2029	38,643.75	535,000.00	29,950.00	603,593.75
2030	29,950.00	550,000.00	20,668.75	600,618.75
2031	20,668.75	570,000.00	10,693.75	601,362.50
2032	10,693.75	590,000.00		600,693.75
	580,768.75	5,545,000.00	491,668.75	6,617,437.50

Debt History:
Date of Receipt 26-Jul-12
Amount of Issue \$8,575,000.00
True Int cost 3.120%

Paying Agent:
U.S. Bank
ABA routing # 091000022
St. Paul, MN 55486-2639

BRAZORIA COUNTY, TEXAS
Series 2016 - Unlimited Tax Refunding Bonds
Remaining Payment Schedule

FISCAL YEAR	INTEREST 1-Mar	PRINCIPAL 1-Mar	INTEREST 1-Sep	TOTAL PAYMENT
2022	125,525.00	860,000.00	108,325.00	1,093,850.00
2023	108,325.00	900,000.00	90,325.00	1,098,650.00
2024	90,325.00	935,000.00	71,625.00	1,096,950.00
2025	71,625.00	975,000.00	52,125.00	1,098,750.00
2026	52,125.00	1,015,000.00	26,750.00	1,093,875.00
2027	26,750.00	1,070,000.00	0.00	1,096,750.00
	474,675.00	5,755,000.00	349,150.00	6,578,825.00

Debt History:
 Date of Receipt 28-Jan-16
 Amount of Issue \$8,425,000.00
 True Int cost 2.376%

Paying Agent:
 U.S. Bank
 ABA routing # 091000022
 St. Paul, MN 55486-2639

Refunding Series 2006 Unlimited Tax Road Bonds

BRAZORIA COUNTY, TEXAS
Series 2016 - Limited Tax Refunding Bonds
Remaining Payment Schedule

FISCAL YEAR	INTEREST 1-Mar	PRINCIPAL 1-Mar	INTEREST 1-Sep	TOTAL PAYMENT
2022	103,850.00	905,000.00	85,750.00	1,094,600.00
2023	85,750.00	945,000.00	66,850.00	1,097,600.00
2024	66,850.00	980,000.00	47,250.00	1,094,100.00
2025	47,250.00	1,025,000.00	26,750.00	1,099,000.00
2026	26,750.00	1,070,000.00		1,096,750.00
	330,450.00	4,925,000.00	226,600.00	5,482,050.00

Debt History:
 Date of Receipt 28-Jan-16
 Amount of Issue \$8,125,000.00
 True Int cost 2.207%

Paying Agent:
 U.S. Bank
 ABA routing # 091000022
 St. Paul, MN 55486-2639

Refunding Series 2006 Certificate of Obligation

BRAZORIA COUNTY
Certificates of Obligation
Series 2018
Payment Schedule

FISCAL YEAR	INTEREST 1-Mar	PRINCIPAL 1-Mar	INTEREST 1-Sep	TOTAL PAYMENT
2022	178,325.00	305,000.00	170,700.00	654,025.00
2023	170,700.00	320,000.00	162,700.00	653,400.00
2024	162,700.00	335,000.00	154,325.00	652,025.00
2025	154,325.00	355,000.00	145,450.00	654,775.00
2026	145,450.00	370,000.00	136,200.00	651,650.00
2027	136,200.00	390,000.00	126,450.00	652,650.00
2028	126,450.00	410,000.00	116,200.00	652,650.00
2029	116,200.00	430,000.00	105,450.00	651,650.00
2030	105,450.00	455,000.00	94,075.00	654,525.00
2031	94,075.00	475,000.00	82,200.00	651,275.00
2032	82,200.00	500,000.00	69,700.00	651,900.00
2033	69,700.00	525,000.00	59,200.00	653,900.00
2034	59,200.00	545,000.00	48,300.00	652,500.00
2035	48,300.00	570,000.00	36,900.00	655,200.00
2036	36,900.00	590,000.00	25,100.00	652,000.00
2037	25,100.00	615,000.00	12,800.00	652,900.00
2038	12,800.00	640,000.00	0.00	652,800.00
	1,724,075.00	7,830,000.00	1,545,750.00	11,099,825.00

Debt History:
 Date of Receipt August 23, 2018
 Amount of Issue \$8,120,000.00
 Last Maturity March 01, 2038
 True Interest Cost 3.496221%

Paying Agent:
 U.S. Bank
 ABA routing # 091000022
 St. Paul, MN 55486-2639

P:\Treas\Debt Service Bonds\2018 Cert of Obligation Debt Service Payment Schedule.xls
 Prepared by Cathy Campbell, CCT, CIO Brazoria County Treasurer

BRAZORIA COUNTY
Unlimited Tax Refunding Bonds
Series 2018
Payment Schedule

FISCAL YEAR	INTEREST 1-Mar	PRINCIPAL 1-Mar	INTEREST 1-Sep	TOTAL PAYMENT
2022	82,875.00	405,000.00	72,750.00	560,625.00
2023	72,750.00	425,000.00	62,125.00	559,875.00
2024	62,125.00	445,000.00	51,000.00	558,125.00
2025	51,000.00	475,000.00	39,125.00	565,125.00
2026	39,125.00	495,000.00	26,750.00	560,875.00
2027	26,750.00	520,000.00	13,750.00	560,500.00
2028	13,750.00	550,000.00		563,750.00
	348,375.00	3,315,000.00	265,500.00	3,928,875.00

Refunded Series 2008 Unlimited Tax Road Bonds

Debt History:
 Date of Receipt August 23, 2018
 Amount of Issue \$4,415,000.00
 Last Maturity March 01, 2028
 True Interest Cost 2.647974%

Paying Agent:
 U.S. Bank
 ABA routing # 091000022
 St. Paul, MN 55486-2639

P:\Treas\Debt Service Bonds\Unlimited Tax Refunding Bonds, Series 2018 Debt Service Payment Schedule.xls
 Prepared by Cathy Campbell, CCT, CIO Brazoria County Treasurer

BRAZORIA COUNTY
Unlimited Tax Road Refunding Bonds
Series 2020
Payment Schedule

FISCAL YEAR	INTEREST 1-Mar	PRINCIPAL 1-Mar	INTEREST 1-Sep	TOTAL PAYMENT
2022	226,375.00	825,000.00	205,750.00	1,257,125.00
2023	205,750.00	860,000.00	184,250.00	1,250,000.00
2024	184,250.00	910,000.00	161,500.00	1,255,750.00
2025	161,500.00	950,000.00	137,750.00	1,249,250.00
2026	137,750.00	985,000.00	112,875.00	1,245,625.00
2027	112,875.00	1,050,000.00	86,625.00	1,249,500.00
2028	86,625.00	1,100,000.00	59,125.00	1,245,750.00
2029	59,125.00	1,155,000.00	30,250.00	1,244,375.00
2030	30,250.00	1,210,000.00		1,240,250.00
	1,204,500.00	9,055,000.00	978,125.00	11,237,625.00

Debt History:
Date of Receipt January 23, 2020
Amount of Issue \$9,840,000.00
Last Maturity March 01, 2030
True Interest Cost 1.720776%

Paying Agent:
U.S. Bank
ABA routing # 091000022
St. Paul, MN 55486-2639

Refunded: 2010B Unlimited Tax Rd Bonds, (Build America Bonds)

BRAZORIA COUNTY TOLL ROAD AUTHORITY
Limited Contract Tax and Subordinate Lien Toll Road Revenue Bonds
Series 2017A
Payment Schedule

FISCAL YEAR	INTEREST 1-Mar	PRINCIPAL 1-Mar	TOTAL PAYMENT	Estimated Monthly Installment Due to US BANK
2017			294,688.00	294,688.00
2018	768,750.00	768,750.00	1,537,500.00	128,125.00
2019	768,750.00	768,750.00	1,537,500.00	128,125.00
2020	768,750.00	768,750.00	1,537,500.00	128,125.00
2021	768,750.00	768,750.00	1,537,500.00	128,125.00
2022	768,750.00	768,750.00	1,537,500.00	128,125.00
2023	768,750.00	768,750.00	1,537,500.00	128,125.00
2024	768,750.00	768,750.00	1,537,500.00	128,125.00
2025	768,750.00	768,750.00	1,537,500.00	128,125.00
2026	768,750.00	768,750.00	1,537,500.00	128,125.00
2027	1,035,750.00	1,302,750.00	2,338,500.00	172,625.00
2028	1,302,750.00	1,569,750.00	2,872,500.00	217,125.00
2029	1,569,750.00	1,836,750.00	3,406,500.00	261,625.00
2030	1,836,750.00	2,103,750.00	3,940,500.00	306,125.00
2031	2,103,750.00	2,370,750.00	4,474,500.00	350,625.00
2032	2,370,750.00	2,637,750.00	5,008,500.00	395,125.00
2033	2,637,750.00	2,904,750.00	5,542,500.00	439,625.00
2034	2,904,750.00	3,171,750.00	6,076,500.00	484,125.00
2035	3,171,750.00	3,438,750.00	6,610,500.00	528,625.00
2036	3,438,750.00	3,705,750.00	7,144,500.00	573,125.00
2037	3,705,750.00	3,972,750.00	7,678,500.00	617,625.00
2038	3,972,750.00	4,239,750.00	8,212,500.00	662,125.00
2039	4,239,750.00	4,506,750.00	8,746,500.00	706,625.00
2040	4,506,750.00	4,773,750.00	9,280,500.00	751,125.00
2041	4,773,750.00	5,040,750.00	9,814,500.00	795,625.00
2042	5,040,750.00	5,307,750.00	10,348,500.00	840,125.00
2043	5,307,750.00	5,574,750.00	10,882,500.00	884,625.00
2044	5,574,750.00	5,841,750.00	11,416,500.00	929,125.00
2045	5,841,750.00	6,108,750.00	11,950,500.00	973,625.00
2046	6,108,750.00	6,375,750.00	12,484,500.00	1,018,125.00
2047	6,375,750.00	6,642,750.00	13,018,500.00	1,062,625.00
2048	6,642,750.00	6,909,750.00	13,552,500.00	1,107,125.00
2049	6,909,750.00	7,176,750.00	14,086,500.00	1,151,625.00
2050	7,176,750.00	7,443,750.00	14,620,500.00	1,196,125.00
TOTAL	53,630,313.00	53,630,313.00	111,398,288.00	

Series 2017A Serial Current Interest Bonds (CIBs)
 Series 2017A Current Interest Term Bonds (CIBs)
 Series 2017A Convertible Capital Appreciation Bonds (CABs)

Debt History: 28-Jun-17
 Date of Receipt: \$53,630,313.00
 Amount of Issue

Paying Agent:
 U.S. Bank
 ABA routing # 091000022
 St. Paul, MN 55466-2639
 BRAZOR17CIB

Brazoria County Toll Road Authority Limited Contract Tax and Subordinate Lien
 Toll Road Revenue Bonds, Series 2017A CIB

*Not due from closing to Sept 2017 debt payment, then monthly installments to US Bank thereafter begin Sept 2017
 Int. Calculations include compounded interest from Series 2017A Convertible CABs.

Prepared by Cathy Campbell, CCT, CIO, Brazoria County Treasurer

BRAZORIA COUNTY TOLL ROAD AUTHORITY
Limited Contract Tax and Subordinate Lien Toll Road Revenue Refunding Bonds
Series 2020
Payment Schedule

FISCAL YEAR	INTEREST 1-Mar	PRINCIPAL 1-Mar	TOTAL PAYMENT	Estimated Monthly Installment Due to US BANK
2020			662,787.00	110,466.17
2021	624,625.00	1,249,250.00	1,873,875.00	104,104.17
2022	624,625.00	1,249,250.00	1,873,875.00	104,104.17
2023	624,625.00	1,249,250.00	1,873,875.00	104,104.17
2024	624,625.00	1,249,250.00	1,873,875.00	104,104.17
2025	624,625.00	1,249,250.00	1,873,875.00	104,104.17
2026	624,625.00	1,249,250.00	1,873,875.00	104,104.17
2027	610,875.00	550,000.00	1,160,875.00	148,791.67
2028	596,375.00	560,000.00	1,156,375.00	148,937.50
2029	581,125.00	610,000.00	1,191,125.00	148,958.33
2030	565,125.00	640,000.00	1,205,125.00	148,854.17
2031	549,375.00	675,000.00	1,224,375.00	149,031.25
2032	533,875.00	710,000.00	1,243,875.00	149,062.50
2033	518,625.00	745,000.00	1,263,625.00	149,093.75
2034	503,625.00	780,000.00	1,283,625.00	149,072.92
2035	488,875.00	815,000.00	1,303,875.00	148,885.42
2036	474,375.00	850,000.00	1,324,375.00	148,937.50
2037	459,875.00	885,000.00	1,344,875.00	148,802.08
2038	445,625.00	920,000.00	1,365,625.00	148,685.42
2039	431,625.00	955,000.00	1,386,625.00	148,584.17
2040	417,875.00	990,000.00	1,408,875.00	148,493.75
2041	404,375.00	1,025,000.00	1,429,375.00	148,412.50
2042	391,125.00	1,060,000.00	1,450,125.00	148,337.50
2043	378,125.00	1,095,000.00	1,473,125.00	148,268.75
2044	365,375.00	1,130,000.00	1,495,375.00	148,206.25
2045	352,875.00	1,165,000.00	1,517,875.00	148,149.58
2046	340,625.00	1,200,000.00	1,540,625.00	148,098.33
2047	328,625.00	1,235,000.00	1,563,625.00	148,052.08
2048	316,875.00	1,270,000.00	1,586,875.00	148,010.83
2049	305,375.00	1,305,000.00	1,610,375.00	147,974.58
2050	294,125.00	1,340,000.00	1,634,125.00	147,943.33
TOTAL	12,393,875.00	24,985,000.00	49,810,922.00	

Debt History: 2-Feb-20
 Date of Receipt: \$24,985,000.00
 Amount of Issue

Paying Agent:
 U.S. Bank
 ABA routing # 091000022
 St. Paul, MN 55466-2639

Refunded: Brazoria County Toll Road Authority Limited Contract Tax and Subordinate Lien
 Toll Road Revenue Bonds, Series 2017B BANS

Prepared by Cathy Campbell, CCT, CIO, Brazoria County Treasurer



CATHY CAMPBELL, CCT, CIO
BRAZORIA COUNTY TREASURER

Brazoria County Treasurer's Office Proceedings for August 2021

Activity	Count		Amount
Cash receipts issued:	60	\$	103,461.11
Treasurer Deposits processed:	60	\$	162,479.79
Healthcare Invoices processed:	14	\$	1,501,097.39
Retiree premium payments processed:	373	\$	53,506.63
<65 Retiree Prepaid 401h reimbursements processed:	120	\$	35,990.00
>65 Retiree Prepaid 401h reimbursements processed:	254	\$	47,800.00
Wire transfers executed:	91	\$	21,851,867.27
Toll Road Wires executed:	9	\$	260,188.38
EFT files processed:	19	\$	9,729,206.01
Accounts Payable checks printed and distributed:	1444	\$	6,135,289.07
Jury checks printed and distributed:	1188	\$	29,330.00
BCCSCD checks printed and distributed:	133	\$	52,108.13
Payroll checks printed and distributed:	47	\$	104,513.02
Payroll advices printed and distributed (est.):	700		
Stop payments issued:	26		
Positive Pay files processed:	21		
Brazo general ledger journal entries posted:	148		
Toll Road general ledger journal entries posted:	37		
HMGP Applications/Releases/Payments/Proof of Payment	2		
ERAP Emergency Rental Assistance Program processig HOURS	10.5		
ERAP Emergency Rental Assistance Program EFT setups	4		
Reports to State	3		
Bank Reconciliations	19		
EFT Set ups and/or changes	4		

Submitted for compliance with Local Government Code Sec. 114.026 subsection (a)(3)
I certify to the best of my knowledge the above information is true and correct.

Cathy Campbell, CCT,CIO
Brazoria County Treasurer



Brazoria County General Ledger Fund Balance Activity
August 1, 2021 - August 31, 2021

998 Included

General Ledger Fund balances are of the last day of the month and may not include all journal entries and adjustments for that month.
Bank accounts have been reconciled or, are in the process of being reconciled to general ledger since this report was generated.
Submitted for compliance with Local Government Code Sec. 114.026 subsection (c)

Fund	Cash				Investments			
	Opening GL Balance	GL Debit	GL Credit	GL Ending Balance	Opening GL Balance	GL Debit	GL Credit	GL Ending Balance
10000 - General Fund	\$708,620.33	\$70,159,124.18	-\$49,171,119.35	\$21,696,625.16	\$112,910,007.43	\$3,054,596.20	-\$30,000,000.00	\$85,964,603.63
10100 - General Fund - Construction	\$0.00	\$0.00	-\$914,749.24	-\$914,749.24				
10200 - Juv Prob Fees	\$57,737.98	\$2,053.71	-\$1,255.13	\$58,536.56				
10300 - Unclaimed Juvenile Restitution	\$11,179.29	\$28.71	\$0.00	\$11,208.00				
10400 - Env Health-Retail Food Permits	-\$50,491.44	\$32,075.32	-\$37,893.62	-\$56,309.74				
10500 - District Clerk Contingency	\$454,841.50	\$2,759.88	-\$1,186.95	\$456,414.43	\$267,993.37	\$5.06	\$0.00	\$267,998.43
10600 - Fire Training Field	\$15,640.61	\$0.00	-\$227.45	\$15,413.16				
10700 - Parks Special Events	\$15,819.80	\$650.00	-\$35.91	\$16,433.89				
10710 - Parks SFA Special Projects	\$3,682.32	\$766.05	-\$60.55	\$4,387.82				
10850 - CPS-Donations	\$22,095.41	\$464.83	\$0.00	\$22,560.24				
10900 - CPS-Bikes & Bears								
20000 - Road and Bridge Non-Construct	\$1,995,925.39	\$6,151,101.84	-\$3,498,083.62	\$4,648,943.61	\$18,281,454.10	\$666.77	-\$4,000,000.00	\$14,282,120.87
20500 - Road and Bridge Construction	\$5,459.76	\$122,482.17	-\$757,204.97	-\$629,263.04				
30000 - USDA-WIC								
30100 - HHSC Women Infants & Children	-\$255,829.67	\$611,334.49	-\$572,683.06	-\$217,178.24				
30200 - USDA-WIC Peer Counseling								
30300 - USDA-WIC Registered Diet								
30400 - USDA-WIC Lactation Reimb.								
30502 - HHS-PPCPS-CRI	-\$9,354.77	\$10,268.54	-\$17,055.57	-\$16,141.80				
30600 - HHS-RLSS-LPHS	-\$4,693.99	\$9,896.98	-\$9,473.70	-\$4,270.71				
30701 - HHS-CPS/HCID-PHEP								
30702 - HHS-CPS/UNIQUE								
30705 - HHS-PPCPS-HAZARDS	-\$24,450.55	\$49,881.91	-\$50,383.47	-\$24,952.11				
30706 - 2017 Hur Public Hlth Crisis R	-\$646.99	\$0.00	\$0.00	-\$646.99				
30707 - COVID-19 Health Grant	-\$66,130.16	\$15,351.06	-\$19,043.06	-\$69,822.16				
30708 - COVID19-2 Health Grant	-\$32,277.71	\$51,772.07	-\$52,774.06	-\$33,279.70				
30709 - COVID-19 Vaccination Capacity	-\$40,537.39	\$0.00	-\$7,259.00	-\$47,796.39				
30710 - HHS-INFECTIOUS_DIS_CONTRL_UNIT	-\$7,908.91	\$8,481.25	-\$14,006.02	-\$13,433.68				
30800 - HHS-CPS-Title IV-E-FCM	-\$55,236.34	\$44,423.67	-\$31,261.82	-\$42,074.48				
30850 - HHS-CPS-Title IV-E Legal Svcs	-\$735,673.52	\$60,547.96	-\$141,242.23	-\$816,367.79				
30900 - HHS-TJPC-Title IV-E FosterCare								
31100 - DHS-Repetitive Flood Claims								
31300 - DHS-Buffer Zone Protection	\$13,729.21	\$0.00	\$0.00	\$13,729.21				
31500 - DHS-St Homeland Sec-UASI	\$1,459.63	\$1,486.62	-\$38,291.29	-\$35,345.04				
31501 - DHS-St-UASI-M&A	-\$2,656.46	\$642.67	-\$1,023.94	-\$3,037.73				
31600 - DHS-St Homeland Security	\$500.00	\$0.00	\$0.00	\$500.00				
32000 - HUD-FY20-Section 8 CARES	\$162,368.95	\$0.00	\$0.00	\$162,368.95				
32005 - HUD-FY05-Section 8 Housing-ADM								
32006 - HUD-FY06-Section 8 Housing-ADM	\$104,597.56	\$0.00	\$0.00	\$104,597.56				
32007 - HUD-FY07-Section 8 Housing-ADM								
32008 - HUD-FY08-Section 8 Housing-ADM	\$39,470.49	\$0.00	\$0.00	\$39,470.49				
32009 - HUD-FY09-Section 8 Housing-ADM	\$86,564.64	\$0.00	\$0.00	\$86,564.64				
32010 - HUD-FY10-Section 8 Housing-ADM	\$125,427.53	\$0.00	\$0.00	\$125,427.53				
32011 - HUD-FY11-Section 8 Housing-ADM	\$94,003.80	\$0.00	\$0.00	\$94,003.80				
32012 - HUD-FY12-Section 8 Housing-ADM	\$37,295.94	\$0.00	\$0.00	\$37,295.94				
32013 - Section8-Adm	\$493,916.01	\$0.00	\$0.00	\$493,916.01				
32019 - HUD-2019-Section 8 Housing-ADM	\$0.62	\$0.00	\$0.00	\$0.62				
32020 - HUD-2020-Section 8 Housing-ADM	\$1,332.33	\$40.50	\$0.00	\$1,372.83				
32021 - HUD-2021-Section 8 Housing-ADM	\$50,304.44	\$152,047.73	-\$142,787.26	\$59,564.91				
32051 - HUD-FY21-Section 8-EHV-ADM	\$86,483.78	\$17,958.27	-\$21,712.34	\$82,729.71				
32113 - Section 8-HAP	\$197.00	\$0.00	\$0.00	\$197.00				
32119 - HUD-2019-Section 8 Housing-HAP	\$20,126.68	\$0.00	\$0.00	\$20,126.68				
32120 - HUD-2020-Section 8 Housing-HAP	-\$7,038.67	\$40.50	\$0.00	-\$6,998.17				
32121 - HUD-2021-Section 8 Housing-HAP	\$4,487.72	\$655,707.00	-\$667,066.00	-\$6,871.28				
32151 - HUD-FY21-Section 8-EHV-HAP	\$23,497.72	\$48,510.00	-\$26,356.00	\$45,651.72				
32211 - HUD-CDBG-2011								
32212 - HUD-CDBG-PY2012								
32213 - CDBG	-\$12,298.02	\$194,890.08	-\$203,412.86	-\$20,820.80				
32214 - HOME	\$20.78	\$0.00	-\$11,600.00	-\$11,579.22				
32215 - ESG	\$305.90	\$8,548.32	-\$8,842.18	\$12.04				
32600 - HUD-Texas CDBG								
32610 - HUD-2016 Flood GLO	-\$71,039.12	\$389,809.70	-\$390,816.99	-\$72,046.41				
32620 - HUD-Harvey GLO	-\$6,508.38	\$297.32	-\$575.01	-\$6,786.07				
33200 - USDOJ-Crime Vict Assist-VOCA	-\$15,854.40	\$39,267.01	-\$40,347.05	-\$16,934.44				
33250 - USDOJ-CSCD-Victim Svcs Prg								
33251 - USDOJ-CSCD-VSP	-\$1,740.24	\$1,740.24	-\$1,740.24	-\$1,740.24				
33300 - USDOJ-Drug Court Program	-\$12,794.05	\$32,131.66	-\$28,696.06	-\$9,358.45				
33310 - USDOJ-DWI Court Program	-\$18,335.92	\$33,428.07	-\$26,101.48	-\$11,009.34				
33320 - USDOJ-Veterans Court Program	-\$8,594.04	\$14,116.90	-\$11,752.42	-\$6,229.56				
33330 - USDOJ-Domestic Violence Court	-\$45,019.83	\$35,269.54	-\$33,827.85	-\$43,578.14				
33410 - USDOJ-CESF Grant								
33420 - USDOJ-COVID-19 Mitigation								

Fund	Cash				Investments			
	Opening GL Balance	GL Debit	GL Credit	GL Ending Balance	Opening GL Balance	GL Debit	GL Credit	GL Ending Balance
33500 - USDOJ-DEA-Narcotics OT Exp	-\$58.31	\$1,866.92	-\$3,315.38	-\$1,506.77				
33510 - USDOJ-Organized Crime Drug Enf								
33900 - USDOJ-SCAAP	\$138,921.84	\$0.00	\$0.00	\$138,921.84				
34105 - TPW-HRCP-COL BOTTOMLAND PROJ	-\$366,127.04	\$12,714.65	-\$21,956.86	-\$375,369.25				
34106 - TPW-Resoft Park Trail Dvlpmt	-\$176,786.76	\$0.00	\$0.00	-\$176,786.76				
34200 - DOI-Parks Boating Access								
34250 - DOI-Swan Lake Boat Ramp								
34400 - USDOT-CR 257 Repairs								
34600 - FEMA- Flood Disaster 2015								
34610 - FEMA - Flood Disaster 2016	\$39,613.97	\$725.73	\$0.00	\$40,339.70				
34615 - FEMA-Harvey 2017	\$638,322.97	\$22,717.93	-\$4,434.39	\$656,606.51				
34616 - FEMA-Hazard Mitigation Grant P	-\$1,774,275.91	\$96,170.09	-\$397,577.75	-\$2,075,683.57				
34619 - Fema - Flood Disaster 2019								
34620 - CARES-Coronavirus Relief Fund	-\$307,848.06	\$2,323,371.28	-\$2,015,523.22	\$0.00				
34621 - FEMA-Laura 2020	-\$348,899.99	\$0.00	\$0.00	-\$348,899.99				
34622 - FEMA-Beta 2020	-\$19.37	\$0.00	\$0.00	-\$19.37				
34623 - FEMA-DR4485TX COVID19 Pandemic	-\$2,125,348.35	\$130,222.89	-\$123,095.19	-\$2,118,220.65				
34624 - FEMA Winter Storm-inc pd 2.11	-\$822,533.72	\$66,849.79	-\$5,089.35	-\$760,773.28				
34700 - IMLS-Library Mobile Proj Rnd 2								
34710 - FCC-E-Rate Library Program	-\$191,463.91	\$0.00	\$0.00	-\$191,463.91				
34715 - FCC-E-Rate Library Program	-\$15,535.65	\$0.00	-\$14,965.09	-\$30,500.74				
34820 - USDC-SLP Dune Walkover								
34850 - USTREAS-Restore Act Projects	-\$755,701.58	\$569,129.44	-\$543,800.08	-\$730,372.22				
34851 - Emergency Rental Assistance	\$11,111,755.10	\$6,480.85	-\$6,618,490.78	\$4,499,745.17	\$0.00	\$6,000,103.27	\$0.00	\$6,000,103.27
34852 - Emergency Rental Assistance 2	\$3,579,249.92	\$0.00	-\$2,000,000.00	\$1,579,249.92	\$0.00	\$2,000,034.45	\$0.00	\$2,000,034.45
34855 - American Rescue Plan-2021CLFRF	\$6,298,258.33	\$1,767.98	-\$84,230.84	\$6,215,795.47	\$30,000,751.34	\$565.35	\$0.00	\$30,001,316.69
34860 - DOI-Parks - CIAP Grant								
34880 - TXDOT-SH288 Truck Weigh Stn								
34881 - TXDOT-CR58 PH II (CSJ304)	-\$1,239,234.97	\$6,130.00	-\$20,387.45	-\$1,253,492.42				
34882 - TXDOT-CR59 (CSJ 305)	-\$1,566,393.31	\$1,284,457.15	-\$726,921.62	-\$1,008,857.78				
34883 - TXDOT-CR101 Widening (CSJ303)	-\$8,885,477.70	\$0.00	-\$32,928.51	-\$8,918,406.21				
34890 - USDA NRCS Oyster Creek Ditch10								
34912 - USDOT-1212ANGLE-Wildlife								
34913 - TXDOT 1312ANGLE-APRON								
34925 - TXDOT - CARES 20CRANGLE								
35000 - TJJ- State Aid	\$290,308.26	\$344,731.33	-\$317,387.16	\$317,652.43				
35650 - TJPC-JJAEP-Boot Camp-8/31	-\$672,448.17	\$98,656.33	-\$126,800.28	-\$700,592.12				
35800 - TJPC-JJAEP-Boot Camp-7/31								
35900 - TJJ- Mental Health Services								
35950 - TJJ-RDA-RegDiversionAlt-"R"	-\$32,179.22	\$35,979.58	-\$24,118.18	-\$20,317.82				
36000 - TCEQ-Follets Island Conserv PI								
36150 - H-GAC-Tire Collection Grant	-\$18,385.70	\$11,390.40	-\$5,695.20	-\$12,690.50				
36400 - TCEQ-Local Initiatives Prg								
36410 - Texas Veterans Treatment Crt	-\$31,484.25	\$26,455.50	-\$21,196.47	-\$26,225.22				
36601 - GLO-HRCP-COL BOTTOMLANDS EDUC	\$0.00	\$0.00	-\$3,733.00	-\$3,733.00				
36602 - GLO-CEPRA-SLP	\$0.00	\$15,036.50	\$0.00	\$15,036.50				
36605 - GLO-Beach User Fees	-\$669,468.33	\$142,323.59	-\$153,660.94	-\$680,805.68				
36801 - TXDOT-CR 48 PROJECT								
36802 - TXDOT-CTIF(Cty Trans Infr Fnd)	-\$11,433.65	\$0.00	-\$112,166.08	-\$123,599.73				
37000 - OAG-VAG Grant	-\$14,537.25	\$24,796.92	-\$22,088.19	-\$11,828.52				
37100 - OAG-TEXAS VINE CONTR	-\$7,530.63	\$0.00	\$0.00	-\$7,530.63				
37200 - DFPS-CPS-Title IV-B-Concr Svc								
37300 - TDHCA-Amy Young Barrier Remova								
37400 - TDH-Immunization	-\$20,081.57	\$28,842.49	-\$34,875.67	-\$26,114.75				
37800 - OAG-Regional Juv Mental Hlth S	-\$400.00	\$0.00	-\$400.00	-\$800.00				
37913 - TXDOT-M312ANGLE-FY13RAMP								
37914 - TXDOT-M212ANGLE-FY14RAMP								
37916 - TXDOT-M1612ANGL-FY16RAMP								
37917 - TXDOT-FY17RAMP								
37918 - TXDOT-FY18RAMP								
37919 - TXDOT-FY19RAMP								
37920 - TXDOT-FY20RAMP								
37921 - TXDOT-FY21RAMP	-\$10,809.75	\$0.00	-\$31,886.83	-\$42,696.58				
37950 - TXDOT-Airport Layout-19MPANGLE								
38000 - Fire Code Inspection & Permit	-\$507,707.14	\$90,830.70	-\$131,650.51	-\$548,526.95				
38010 - Economic Development Tax Abate	\$2,006.68	\$0.00	\$0.00	\$2,006.68				
38020 - BC Industrial Development Corp	\$2,513.83	\$0.00	\$0.00	\$2,513.83				
38100 - Vital Statistics Fee	\$68,747.18	\$2,498.00	-\$857.00	\$70,388.18				
38110 - Records Mgmt-Co.Clk-Recording	\$1,731,906.68	\$140,216.24	-\$100,158.46	\$1,771,964.46	\$960,263.30	\$18.10	\$0.00	\$960,281.40
38120 - Records Archive-Co Clk	\$1,389,045.94	\$143,243.44	-\$122,361.98	\$1,409,927.40				
38130 - Records Mgmt-Co.Clk-Criminal	\$43,960.85	\$4,095.63	-\$1,449.09	\$46,607.39				
38200 - Civ.Crim_Prob Records Mgmt	\$232,489.06	\$1,078.96	-\$1,122.24	\$232,445.78	\$316,842.85	\$5.97	\$0.00	\$316,848.82
38210 - County Graffiti Eradication	\$2,747.02	\$2.00	-\$1.00	\$2,748.02				
38220 - Cnty.District Court Technology	\$106,772.12	\$1,052.49	-\$372.75	\$107,451.86				
38230 - Record Preservation-CtyClk	\$77,445.49	\$4,558.20	-\$1,930.00	\$80,073.69				
38240 - Cnty, District Specialty Court	\$46,333.77	\$4,794.31	-\$1,651.43	\$49,476.65				
38300 - Child Abuse Prevention Fund	\$20,985.12	\$54.43	-\$23.71	\$21,015.84				
38310 - Family Protection Fund	-\$3,575.12	\$3,165.00	-\$1,380.00	-\$1,790.12				
38320 - Records Management-Dist. Clk.	\$23,881.37	\$7,707.07	-\$6,275.67	\$25,312.77				
38330 - Records Archive-District Clerk	\$68,028.18	\$8,870.57	-\$6,142.96	\$70,755.79				
38340 - Record Preservation-DistClk	\$437.18	\$9,285.52	-\$8,105.06	\$1,617.64				
38350 - Records Technology - DC	\$29,559.92	\$2,841.58	-\$1,231.20	\$31,170.30				
38400 - Justice Crt Building Security	-\$121,505.63	\$39,537.93	-\$55,967.41	-\$137,935.11				
38410 - Justice Court Technology Fund	\$512,643.54	\$7,494.68	-\$3,235.40	\$516,902.82				
38500 - Courthouse Security	\$523,702.40	\$21,513.63	-\$8,979.15	\$536,236.88				

Fund	Cash				Investments			
	Opening GL Balance	GL Debit	GL Credit	GL Ending Balance	Opening GL Balance	GL Debit	GL Credit	GL Ending Balance
38600 - LOESE	\$145,755.11	\$0.00	-\$3,079.80	\$142,675.31				
38710 - D A Hot Check Collection	\$9,697.93	\$15.00	-\$25.54	\$9,687.39				
38720 - D A Supplemental	\$4,767.50	\$0.00	-\$85.69	\$4,681.81				
38730 - D A Forfeiture, CCP Chapter 59	\$105,865.44	\$0.00	-\$195.64	\$105,669.80				
38810 - Voter Registration	-\$18,829.07	\$167,577.85	-\$165,637.76	-\$16,888.98				
38820 - Special Inv, Dealer Escrow-Tax	\$70,031.90	\$5,590.84	-\$656.54	\$74,966.20	\$31,302.93	\$0.62	\$0.00	\$31,303.55
38830 - Scofflaw Fees, TTC Sect 502.01	\$1,795.63	\$30.00	\$0.00	\$1,825.63				
38910 - Election Services Contract	\$254,526.82	\$20,657.95	-\$194,424.50	\$80,760.27				
38920 - Elections - HAVA Equip. Rental	\$496,389.69	\$104,124.91	\$0.00	\$600,514.60				
38930 - Elections-CARES HAVA	\$0.01	\$0.00	\$0.00	\$0.01				
39040 - Constable Pct 4 Forfeiture	\$2,036.23	\$0.00	\$0.00	\$2,036.23				
39100 - Sheriff Contraband Forfeiture	\$339,196.88	\$0.00	-\$6,683.89	\$332,512.99				
39110 - Braz Cnty Narcotics Task Force	\$561,313.47	\$2,463.00	-\$6,857.20	\$556,919.27				
39120 - Sheriff Commissary Fund	\$500,387.38	\$164,775.68	-\$112,685.92	\$552,477.14				
39130 - Sheriff-Federal Forfeiture	\$206,255.28	\$0.00	-\$721.25	\$205,534.03				
39200 - Juvenile Case Manager Fund	\$10,030.42	\$31.87	-\$18.17	\$10,044.12				
39210 - Bond & Occupational LSF	\$7,388.19	\$12,659.84	-\$17,295.50	\$2,752.53				
39300 - Reliant Energy CARE Program	\$10,025.38	\$0.00	-\$1,038.98	\$8,986.40				
39310 - UnitedWay-Emergency Assistance	\$5.60	\$0.00	\$0.00	\$5.60				
39315 - Rebuild Texas Fund								
39390 - SETH-SE TX Housing Fin. Corp.								
39410 - Library-Special Projects	\$251,647.86	\$24,679.37	-\$24.00	\$276,303.23				
39500 - SEP-Wastewater-EnvHlth-TCEQ	-\$9,285.78	\$0.00	\$0.00	-\$9,285.78				
39600 - SEP-Parks-TCEQ								
39610 - Parks Improvements								
39615 - TPW Foundation-Grt TX Birding	\$1,165.60	\$0.00	\$0.00	\$1,165.60				
39620 - Shoreline Rest. Task Force	\$39,006.94	\$0.00	-\$930.00	\$38,076.94				
39630 - 2006 GoM Energy Security Act	\$2,912,166.72	\$0.00	\$0.00	\$2,912,166.72				
39700 - Lateral Road Fund								
39710 - Road & Bridge, Ch 152, Tx Code								
39720 - Special Projects								
39764 - Riverside Est Spcl Assmt	-\$188,215.06	\$2,531.72	\$0.00	-\$185,683.34				
39765 - Briar Meadows AmyLn Ross Rd SA	-\$176,025.14	\$1,000.00	\$0.00	-\$175,025.14				
39766 - Twin Lakes Assmt	-\$99,874.89	\$0.00	\$0.00	-\$99,874.89				
39767 - Greenhouse Rd Spec Assessment	-\$9,873.10	\$0.00	\$0.00	-\$9,873.10				
39768 - Old Coffee Plantation Sp Asses	-\$48,498.68	\$0.00	\$0.00	-\$48,498.68				
39772 - Pinetree Trail Rd Spec Assess	-\$21,227.00	\$0.00	\$0.00	-\$21,227.00				
39773 - Lakeside Drive Rd Spec Assess	\$0.00	\$0.00	-\$4,136.30	-\$4,136.30				
39774 - Forest Loop Special Assessment	\$0.00	\$0.00	-\$5,250.65	-\$5,250.65				
39775 - River Road (CR31a) Spec Assess	\$0.00	\$0.00	-\$5,249.00	-\$5,249.00				
39776 - Mustang Spur Spec Assess								
39800 - Law Library	\$69,676.23	\$42,648.75	-\$47,105.80	\$65,219.18	\$117,828.08	\$2.24	\$0.00	\$117,830.32
39900 - Mosquito Control District	\$937,996.97	\$149,451.37	-\$339,916.63	\$747,531.71	\$386,521.63	\$7.24	\$0.00	\$386,528.87
40000 - 2012 Gen Oblig Rfd (2003 CO)	\$29.01	\$0.00	-\$29.01	\$0.00				
41000 - 2016 Limited Tax Rfd (2006 CO)	\$708,962.84	\$3,734.49	-\$103,850.00	\$608,847.33	\$487,982.44	\$9.21	\$0.00	\$487,991.65
42000 - 2012 Cert of Oblig-I,S	\$782,400.37	\$10,258.01	-\$443,825.00	\$348,833.38				
42100 - 2018 Cert of Oblig-I,S	\$531,216.24	\$4,924.63	-\$178,325.00	\$357,815.87				
42200 - 2021 CO-Courthouse Campus I,S	\$3,056,052.53	\$10,786.86	\$0.00	\$3,066,839.39				
43000 - Tax Notes, Series 2013 I&S								
44000 - Toll Road-SH288-I&S	\$2,047,947.36	\$252,507.41	-\$257,835.06	\$2,042,619.71				
45000 - Road Bonds-Mobility-I,S	\$2,543,450.56	\$13,415.15	-\$523,875.00	\$2,032,990.71	\$877,170.45	\$16.54	\$0.00	\$877,186.99
45100 - Mobility-BuildAmerica-I,S								
51000 - 2006 Certificate of Obligation								
52000 - 2012 Cert of Oblig,C,M								
52100 - 2018 Cert of Oblig,C,M	\$225,138.23	\$0.00	\$0.00	\$225,138.23	\$3,605,926.35	\$67.97	\$0.00	\$3,605,994.32
53000 - Tax Notes, Series 2013 C&M								
54000 - Toll Road-SH288-C & M	\$1,214,892.60	\$1,000,011.94	-\$17,554.79	\$2,197,349.75	\$15,084,507.68	\$573.72	-\$1,000,000.00	\$14,085,081.40
55000 - Mobility Plan	-\$595,526.17	\$0.00	-\$49,585.49	-\$645,111.66				
57000 - Hwy 6 ROW Acquisition-C,M								
57200 - Ring of Honor	\$54,666.87	\$340.00	\$0.00	\$55,006.87				
60500 - Airport Operating	-\$1,667,059.38	\$400,792.24	-\$435,540.36	-\$1,701,807.50				
61000 - BCTRA O&M SH288	\$4,669,058.88	\$820,147.80	-\$466.29	\$5,488,740.39				
61100 - Braz Cnty Toll Rd-Preliminary	-\$13,774.25	\$0.00	\$0.00	-\$13,774.25				
64000 - BCTRA FM518 PEDC-SH288	\$416,749.14	\$0.40	\$0.00	\$416,749.54				
64100 - BCTRA Contributions-SH288								
64200 - BCTRA FM518 TXDOT-SH288	-\$901,381.32	\$18,738.08	-\$11,506.36	-\$894,149.60				
71000 - Health Care Benefits	\$8,487,793.80	\$2,394,988.82	-\$7,516,172.95	\$3,366,609.67	\$0.00	\$6,000,109.82	\$0.00	\$6,000,109.82
72000 - Employee Health Clinic	\$83,769.48	\$77,840.00	-\$126,221.43	\$35,388.05				
73000 - Insurance Reserve	\$303,070.34	\$14,986.19	-\$7,686.62	\$310,369.91	\$898,612.50	\$16.95	\$0.00	\$898,629.45
81000 - B Cnty Groundwatr Conserv Dist	\$1,714,084.57	\$70,503.58	-\$79,959.84	\$1,704,628.31				
81100 - Braz Cnty Toll Road Authority								
81500 - CSCD-Sub Abuse-Outpatient-DP	-\$143,613.62	\$39,460.40	-\$65,645.61	-\$169,798.83				
81600 - CSCD-TAIP Treatment Alter.	\$6,324.08	\$0.00	-\$2,542.00	\$3,782.08				
81700 - CSCD-Mental Health Caseloads	-\$3,127.95	\$15,167.67	-\$25,266.25	-\$13,226.53				
81800 - CSCD-Supervision Program	\$1,512,991.33	\$613,790.80	-\$762,838.19	\$1,363,943.94				
81850 - CSCD-Evidence Based Assessment								
81900 - CSCD-Comm Corr-Op Hab Caseload	\$252,356.31	\$18,140.12	-\$30,222.05	\$240,274.38				
82000 - CSCD-Comm Corr-Life								
82100 - CSCD-Comm Corr-Sex Offender	\$37,833.68	\$13,874.59	-\$25,278.50	\$26,429.77				
82200 - CSCD-Comm Corr-Substance Abuse	-\$0.00	\$0.00	\$0.00	-\$0.00				
82300 - CSCD-Operation Habilitation DP	\$15,471.72	\$7,211.30	-\$14,163.03	\$8,519.99				
82400 - CSCD-New Caseload Reduction-DP								
82500 - CSCD-DP30 Sub Abuse Trt Pgrm	-\$89,891.93	\$32,095.86	-\$53,462.98	-\$111,259.05				
88000 - Trust & Agency								
88200 - Brazos Mall								

**BRAZORIA COUNTY
PORTFOLIO REPORT
August 2021**

Current Date: 8/31/2021

Fund	Description	Type	CUSIP	Coupon	Settle Date	Maturity Date	Next Call Date	Par Value	Purch Price	Purch Cost	Book Value	Mkt Price	Mkt Value	Days to Mat	YTM	Interest Earned	
10000	FFCB	Agency	3133EMDM1	0.270	10/20/20	10/20/23	10/20/22	2,000,000.00	100.000	2,000,000.00	2,000,000.00	1.0006	2,001,200.00	780	0.270		
10000	FFCB	Agency	3133EMQM7	0.200	02/16/21	02/16/24	02/16/22	2,000,000.00	100.000	2,000,000.00	2,000,000.00	0.9973	1,994,600.00	899	0.200	2,000.00	
10000	FHLB	Agency	3130ALKM5	0.350	03/15/21	03/15/24	09/15/21	2,000,000.00	100.000	2,000,000.00	2,000,000.00	0.9996	1,999,200.00	927	0.350		
10000	FHLB	Agency	3130ALLM4	0.350	03/29/21	03/28/24	09/28/21	2,000,000.00	100.000	2,000,000.00	2,000,000.00	1.0000	2,000,000.00	940	0.350		
10000	FHLB	Agency	3130ALRH9	0.400	04/12/21	04/12/24	10/12/21	2,000,000.00	100.000	2,000,000.00	2,000,000.00	0.9998	1,999,600.00	955	0.400		
10000	FHLB	Agency	3130AMND0	0.430	06/17/21	06/17/24	09/17/21	2,000,000.00	100.000	2,000,000.00	2,000,000.00	1.0001	2,000,200.00	1021	0.430		
10000	FHLB	Agency	3130AN6A3	0.625	07/26/21	07/26/24	09/26/21	2,000,000.00	100.000	2,000,000.00	2,000,000.00	1.0004	2,000,800.00	1060	0.625		
Matured or Called Investments:																	
10000	FHLMC	Agency	3134GWKS4	0.300	08/17/20	05/17/23	08/17/21	2,000,000.00	100.000	2,000,000.00							3,000.00
10000	FNMA	Agency	3136G4R54	0.375	08/24/20	08/24/23	08/24/21	2,000,000.00	100.000	2,000,000.00							3,750.00
997	TexPool	LGIP		0.022				77,261,067.85	100.000	77,261,067.85	77,261,067.85	100.00	77,261,067.85	1	0.022	1,521.16	
998	Texas Class	LGIP		0.051				60,922,642.32	100.000	60,922,642.32	60,922,642.32	100.00	60,922,642.32	1	0.051	2,831.58	
999	Depository	Cash		0.050				46,965,963.11	100.000	46,965,963.11	46,965,963.11	100.00	46,965,963.11	1	0.050	1,635.84	
								203,149,673.28	203,149,673.28	203,149,673.28	199,149,673.28	199,145,273.28	67	0.062	14,738.58		

This report is presented in accordance with the Texas Government Code Title 10 Section 2256.023 and complies with the Investment Strategy of Brazoria County's Investment Policy and I certify that to the best of my knowledge the above is true and correct.


Cathy Campbell, CFT, CIO

Brazoria County Treasurer

BRAZORIA COUNTY
Investment Data Summary
August 2021

Type Breakdown:	Book Value	Percent	Wtd Avg Mat	Wtd Avg Yield
LGIP	138,183,710.17	69.39%	1	0.035
Agency	14,000,000.00	7.03%	940	0.375
Cash	46,965,963.11	23.58%	1	0.050
	199,149,673.28	100.00%	67	0.062

Issuer Breakdown:	Book Value	Percent	Wtd Avg Mat	Wtd Avg Yield
FNMA				
FHLB	10,000,000.00	5.02%	981	0.431
FHLMC	-			
-	-			
FFCB	4,000,000.00	2.01%	840	0.230
-	-			
TexPool	77,261,067.85	38.80%	1	0.022
Texas Class	60,922,642.32	30.59%	1	0.051
Depository	46,965,963.11	23.58%	1	0.050
	199,149,673.28	100.00%	67	0.062

Fund Breakdown:	Book Value	Percent	Wtd Avg Mat	Wtd Avg Yield
10000	14,000,000.00	7.03%	940	0.375
20500	-			
997	77,261,067.85	38.80%	1	0.022
998	60,922,642.32	30.59%	1	0.051
999	46,965,963.11	23.58%	1	0.050
	199,149,673.28	100.00%	67	0.062

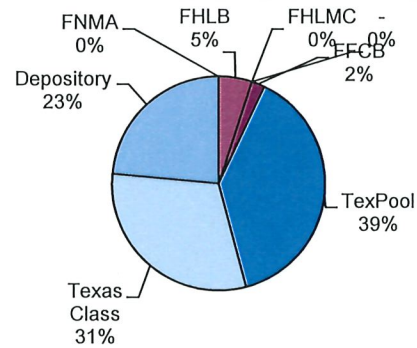
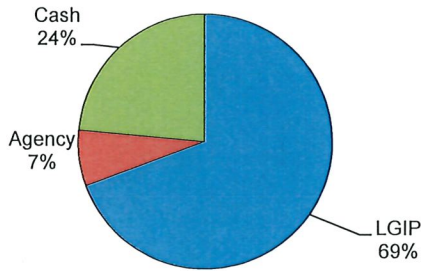
Maturity Breakdown:	Book Value	Percent
Less Than 90 Days	185,149,673.28	92.97%
90 to 180 Days	-	0.00%
181 to 365 Days	-	0.00%
More Than 365 Days	14,000,000.00	7.03%
	199,149,673.28	100.00%

BRAZORIA COUNTY
Investment Summary Report
For the Period Ending 08/31/2021

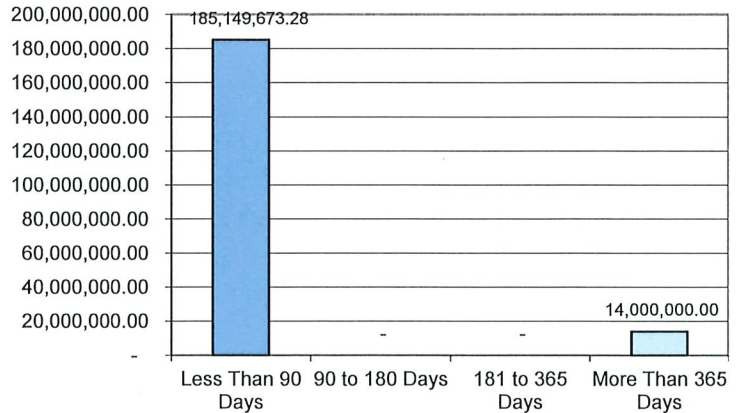
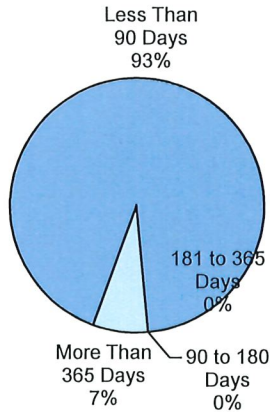
Total Portfolio Summary			
	Current Month 08/31/21	Prior Month 7/31/2021	Change From Prior
Book Value	199,149,673.28	212,111,844.46	(12,962,171.18)
Market Value	199,145,273.28	212,095,444.46	(12,950,171.18)
Market Value%	100.00%	99.99%	0.01%
Weighted Average Maturity - Days	67 days	78 days	(11)
Weighted Average Yield	0.062%	0.07%	-0.01%

Portfolio Composition by Fund			
Fund Name	8/31/2021 Book Value	Wtd Avg Yield	Wtd Avg Maturity
10000	14,000,000.00	0.375%	940
20500	-		0
997	77,261,067.85	0.022%	1
998	60,922,642.32	0.051%	1
999	46,965,963.11	0.050%	1
TOTALS:	199,149,673.28	0.062%	67 days

Portfolio Composition by Security Type	Portfolio Composition by Issuer
--	---------------------------------



Maturity Distribution



Monthly Interest Earned for Fiscal Year 2021

	Oct	Nov	Dec	1st Qtr	Jan	Feb	Mar	2nd Qtr	April	May	June	3rd Qtr	July	August	Sept	4th Qtr	Ann Earned
BANK	24,302.33	24,093.11	17,690.12	66,085.56	29,476.55	21,004.18	20,453.62	70,934.35	25,216.68	26,108.68	(1,018.54)	50,306.82	1,963.37	1,635.84		3,619.21	190,945.94
TEXPOOL	3,550.27	3,238.64	3,945.87	10,734.78	3,955.66	2,591.08	1,194.99	7,741.73	708.09	572.66	878.03	2,158.78	1,345.14	1,521.16		2,866.30	23,501.59
Texas Class	9,721.38	5,794.72	5,591.84	21,107.94	6,657.06	5,980.81	6,507.34	18,845.21	5,031.50	4,853.88	3,661.83	13,547.21	3,807.39	2,831.58		6,638.97	60,139.33
Agencies	0.00	0.00	0.00	0.00	21,250.00	6,750.00	0.00	28,000.00	2,700.00	0.00	0.00	2,700.00	0.00	8,750.00		8,750.00	39,450.00
Total Per Mo.	37,573.98	33,126.47	27,227.83	97,928.28	61,039.27	36,326.07	28,155.95	125,521.29	33,656.27	31,535.22	3,521.32	68,712.81	7,135.90	14,738.58	0.00	21,874.48	314,036.86

I certify that to the best of my knowledge the above is true and correct.

Cathy Campbell

Cathy Campbell, CCT, CIO
Brazoria County Treasurer

	Oct	Nov	Dec	1st Qtr	Jan	Feb	Mar	2nd Qtr	April	May	June	3rd Qtr	July	August	Sept
BANK	0.70%	0.70%	0.70%	0.70%	0.70%	0.70%	0.70%	0.70%	0.70%	0.70%	0.05%	0.48%	0.05%	0.05%	
TEXPOOL	0.13%	0.12%	0.09%	0.12%	0.08%	0.04%	0.02%	0.05%	0.01%	0.01%	0.01%	0.01%	0.02%	0.02%	
TEXAS CLASS	0.18%	0.15%	0.14%	0.16%	0.13%	0.11%	0.11%	0.12%	0.08%	0.08%	0.06%	0.07%	0.06%	0.05%	



Monthly Newsletter: August 2021

ANNOUNCEMENTS

We welcome the following entities who joined TexPool in July 2021:

- TexPool
- Harris County MUD 540
- TexPool Prime
- Carrollton Farmers Branch ISD

Upcoming Events

- September 1-3, 2021
- TAC Legislative Conference
- Fairmount Austin Hotel, Austin, Texas
- September 13-16, 2021
- CTAAT Annual Conference
- The Betsy A Doubletree by Hilton, Boerne, Texas

September 24-26, 2021
TASA/TASB Annual Conference
Dallas, Texas

TexPool Advisory Board Members

- David Garcia
- Jerry Dale
- Patrick Krshock
- David Landeros
- Belinda Wewer
- Sharon Matthews
- Deborah Laudermilk
- Vivian Wood
- Oversen by the State of Texas Comptroller of Public Accounts Glenn Hegar

Operated under the supervision of the Texas Treasury Safekeeping Trust Company

Phone: 1-866-TEXPOOL (839-7666) • Fax: 1-866-899-3931 • TexPool.com
© 2021 Federated Hermes, Inc.
G35884-24 (8/21)

Managed and Serviced by



Economic and Market Commentary: Looking like a trillion bucks

August 1, 2021

If you hear a new or even a shocking word enough times, it usually loses its impact. But "trillion" never seems to get there. Despite the numerous trillion-dollar federal stimulus packages this year, it remains a tremendous amount of money in nearly everyone's mind. So, it's no small thing that use of the Federal Reserve's Reverse Repo Program (RRP) has lately approached the \$1 trillion mark. It was below \$100 billion as recently as April. In March, the Fed increased the counterparty limit for from \$30 billion to \$80 billion and then in June raised the rate to 5 basis points. Usage has steadily grown since then, and it's been a valuable outlet for the money markets, which are still facing heavy demand.

Fed Chair Jerome Powell mentioned in his comments after the Federal Open Market Committee (FOMC) meeting last month that policymakers have been discussing tapering—the winding down of their massive asset purchase program. The meeting did not include a Summary of Economic Projections, but not surprisingly, Powell also sang the same refrain on inflation. Policymakers won't budge until inflation is elevated for many months, and they are betting prices will pull back. We think they are stickier. While the National Bureau of Economic Research just dated the Covid-19 recession as lasting

(continued page 6)

Performance as of July 31, 2021

	TexPool	TexPool Prime
Current Invested Balance	\$23,445,086,784	\$10,083,961,853
Weighted Average Maturity**	31 Days	53 Days
Weighted Average Life**	96 Days	62 Days
Net Asset Value	1.00010	1.00004
Total Number of Participants	2,659	446
Management Fee on Invested Balance	0.0450%	0.0550%
Interest Distributed	\$378,074.65	\$570,293.07
Management Fee Collected	\$902,720	\$424,355
Standard & Poor's Current Rating	AAA-Am	AAA-Am
Month Averages		
Average Invested Balance	\$23,619,562,762.87	\$10,254,281,405.61
Average Monthly Rate*	0.02%	0.07%
Average Weighted Average Maturity**	32	50
Average Weighted Average Life**	95	60

*This average monthly rate for TexPool Prime for each date may reflect a waiver of some portion or all of each of the management fees.

**See page 2 for definitions.

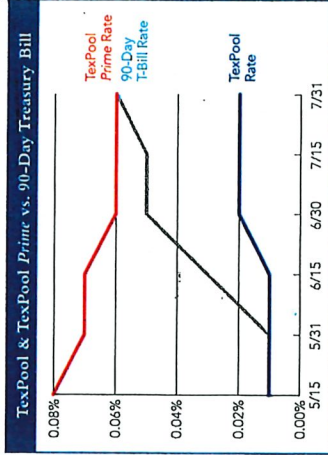
Past performance is no guarantee of future results.

only from late February to early April 2020, it's the aftermath that matters. The Fed needs to keep its head up.

In the meantime, the biggest issue for cash managers remains the recent decline in Treasury bill issuance and the low supply of Treasury bills, a combination that continues to hold down yields. The decline in issuance is tied to the reinstatement of the federal debt limit on Aug. 1, and we expect constrained issuance until Congress takes action to raise the limit. The Treasury should have enough cash and other measures to meet the basic funding needs of the government into the fall. We fully anticipate that lawmakers will eventually either raise the limit or suspend it again. Expect political theater, but nothing serious.

The other trillion-dollar issue hanging around is the infrastructure deal. The senate finally voted to take up the bill. But everyone—particularly in state and local governments—is still playing the waiting game for the details.

At the end of July, yields on 1-, 3-, 6- and 12-month U.S. Treasuries were 0.05%, 0.06%, 0.06% and 0.07%, respectively; the 1-, 3-, 6- and 12-month London interbank offered rates (Libor) were 0.09%, 0.13%, 0.16% and 0.24%, respectively; and the weighted average maturities (WAMs) of TexPool and TexPool Prime were 31 and 53 days, respectively.



90-Day Treasury Bill is a short-term debt instrument backed by the national government. These are used to collect immediate cash to meet outstanding obligations. Any private investor can invest in a Treasury bill. The 90-Day Treasury Bill is a weighted average rate of the weekly auctions of 90-Day Treasury Bills. Past performance is no guarantee of future results.

MS. CATHY CAMPBELL
BRAZORIA COUNTY
111 E LOCUST ST STE 305
ANGLETON TX 77515-4677



T3 P1


PSRST STD
U.S. POSTAGE
PAID
AUSTIN, TX
PERMIT NO. 1284



Participant Services
1001 Texas Ave, Suite 1150
Houston, TX 77002

Portfolio by Maturity (%)

As of July 31, 2021



Portfolio by Type of Investment (%)

As of July 31, 2021



Portfolio Asset Summary as of July 31, 2021

	Book Value	Market Value
Uninvested Balance	\$308.32	\$308.32
Receivable for Investments Sold	0.00	0.00
Accrual of Interest Income	5,818,457.35	5,818,457.35
Interest and Management Fees Payable	-378,073.29	-378,073.29
Payable for Investments Purchased	-100,000,438.92	-100,000,438.92
Accrued Expenses & Taxes	-57,809.80	-57,809.80
Repurchase Agreements	7,340,634,882.00	7,340,634,882.00
Mutual Fund Investments	1,295,074,000.00	1,295,074,000.00
Government Securities	3,660,665,049.00	3,662,711,514.64
U.S. Treasury Bills	9,204,624,962.60	9,204,592,356.17
U.S. Treasury Notes	2,038,705,446.70	2,038,983,534.42
Total	\$23,445,086,783.96	\$23,447,378,730.88

Market value of collateral supporting the Repurchase Agreements is at least 102% of the Book Value. The portfolio is managed by Federated Investment Counseling and the assets are held in a separate custodial account at State Street Bank in the name of TexPool. The only source of payment to the Participants is the assets of TexPool. This is a secondary source of payment for the pool such as insurance or state guarantee. Should you require a copy of the portfolio, please contact TexPool Participant Services.

Participant Summary

	Number of Participants	Balance
School District	599	\$6,419,843,571.41
Higher Education	60	\$1,387,566,463.60
County	194	\$2,902,193,733.94
Health Care	90	\$1,275,434,255.66
Utility District	850	\$3,593,145,037.16
City	484	\$6,475,648,065.22
Emergency Districts	98	\$306,778,538.12
Economic Development Districts	83	\$128,269,959.88
Other	201	\$956,191,590.33

**Definition of Weighted Average Maturity and Weighted Average Life

WAM is the mean average of the periods of time remaining until the securities held in TexPool (a) are scheduled to be repaid, (b) would be repaid upon a demand by TexPool, or (c) are scheduled to have their interest rate readjusted to reflect current market rates. Securities with adjustable rates payable upon demand are treated as maturing on the earlier of the two dates set forth in (b) and (c) if their scheduled maturity is 397 days or less; and the later of the two dates set forth in (b) and (c) if their scheduled maturity is more than 397 days. The mean is weighted based on the percentage of the amortized cost of the portfolio invested in each period.


WAL is calculated in the same manner as WAM, but is based solely on the periods of time remaining until the securities held in TexPool (a) are scheduled to be repaid or (b) would be repaid upon a demand by TexPool, without reference to when interest rates of securities within TexPool are scheduled to be readjusted.

Daily Summary


Date	Money Mkt. Fund Equiv. (SEC Std.)	Dividend Factor	TexPool Invested Balance	NAV	WAM Days	WAL Days
7/1	0.0167%	0.000000457	\$23,785,859,398.80	1.00010	31	95
7/2	0.0170%	0.000000465	\$23,612,609,398.14	1.00010	32	96
7/3	0.0170%	0.000000465	\$23,612,609,398.14	1.00010	32	96
7/4	0.0170%	0.000000465	\$23,612,609,398.14	1.00010	32	96
7/5	0.0170%	0.000000465	\$23,612,609,398.14	1.00010	32	96
7/6	0.0185%	0.000000507	\$23,509,608,692.20	1.00010	29	93
7/7	0.0178%	0.000000489	\$23,546,168,235.91	1.00010	29	92
7/8	0.0170%	0.000000466	\$23,486,348,293.27	1.00011	28	92
7/9	0.0191%	0.000000523	\$23,421,379,452.09	1.00010	33	94
7/10	0.0191%	0.000000523	\$23,421,379,452.09	1.00010	33	94
7/11	0.0191%	0.000000523	\$23,421,379,452.09	1.00010	33	94
7/12	0.0186%	0.000000510	\$23,626,223,349.63	1.00010	31	93
7/13	0.0189%	0.000000517	\$23,584,392,188.01	1.00010	35	97
7/14	0.0190%	0.000000521	\$23,373,427,538.14	1.00010	36	98
7/15	0.0191%	0.000000522	\$23,381,013,757.33	1.00010	36	99
7/16	0.0195%	0.000000533	\$23,383,344,548.94	1.00010	37	99
7/17	0.0195%	0.000000533	\$23,383,344,548.94	1.00010	37	99
7/18	0.0195%	0.000000533	\$23,383,344,548.94	1.00010	37	99
7/19	0.0206%	0.000000564	\$23,370,085,370.81	1.00010	34	97
7/20	0.0201%	0.000000552	\$23,444,650,693.94	1.00009	34	95
7/21	0.0199%	0.000000545	\$23,703,275,916.37	1.00010	34	96
7/22	0.0197%	0.000000541	\$23,827,579,846.22	1.00010	33	95
7/23	0.0194%	0.000000531	\$24,148,997,272.63	1.00010	32	92
7/24	0.0194%	0.000000531	\$24,148,997,272.63	1.00010	32	92
7/25	0.0194%	0.000000531	\$24,148,997,272.63	1.00010	32	92
7/26	0.0194%	0.000000532	\$24,081,541,737.17	1.00010	31	91
7/27	0.0195%	0.000000535	\$23,961,023,581.23	1.00010	31	91
7/28	0.0197%	0.000000540	\$23,684,035,714.84	1.00010	30	95
7/29	0.0196%	0.000000538	\$23,639,456,353.70	1.00010	30	95
7/30	0.0197%	0.000000541	\$23,445,086,783.96	1.00010	31	96
7/31	0.0197%	0.000000541	\$23,445,086,783.96	1.00010	31	96
Average:	0.0189%	0.000000517	\$23,619,562,762.87	1.00010	32	95

TEXPOOL Prime

Portfolio by Maturity (%)
As of July 31, 2021



Portfolio by Type of Investment (%)
As of July 31, 2021



Portfolio Asset Summary as of July 31, 2021

	Book Value	Market Value
Uninvested Balance	\$-59,49	\$-59,49
Receivable for Investments Sold	0.00	0.00
Accrual of Interest Income	138,257.07	138,257.07
Interest and Management Fees Payable	-570,283.06	-570,283.06
Payable for Investments Purchased	0.00	0.00
Accrued Expenses & Taxes	-26,739.76	-26,739.76
Repurchase Agreements	1,966,597,000.00	1,966,597,000.00
Commercial Paper	6,498,181,205.72	6,498,671,988.44
Bank Instruments	0.00	0.00
Mutual Fund Investments	962,126,026.36	961,892,067.75
Government Securities	117,516,446.62	117,513,669.95
Variable Rate Notes	340,107,000.00	340,107,000.00
Total	\$10,083,961,853.46	\$10,084,322,900.90

Market value of collateral supporting the Repurchase Agreements is at least 102% of the Book Value. The portfolio is managed by Federated Investment Counseling and the assets are safe kept in a separate custodial account at State Street Bank in the name of TexPool Prime. The assets of TexPool Prime are the only source of payments to the Participants. There is no secondary source of payment for the pool such as insurance or State guarantee. Should you require a copy of the portfolio, please contact TexPool Participant Services

Participant Summary

	Number of Participants	Balance
School District	129	\$2,979,209,695.70
Higher Education	19	\$550,309,617.89
County	47	\$683,644,405.80
Health Care	18	\$266,717,669.28
Utility District	49	\$415,638,206.25
City	90	\$2,399,554,378.50
Emergency Districts	21	\$36,880,632.53
Economic Development Districts	15	\$20,955,657.24
Other	58	\$2,731,054,071.77

TEXPOOL Prime

Daily Summary

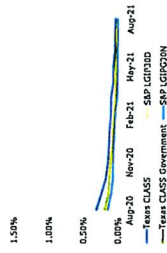
Date	Money Mkt. Fund Equiv. (SEC Sted.)	Dividend Factor	TexPool Prime Invested Balance	NAV	WAM Days	WAL Days
7/1	0.0691%	0.000001892	\$10,188,323,172.52	1.00004	45	57
7/2	0.0700%	0.000001919	\$10,131,763,672.59	1.00004	47	59
7/3	0.0700%	0.000001919	\$10,131,763,672.59	1.00004	47	59
7/4	0.0700%	0.000001919	\$10,131,763,672.59	1.00004	47	59
7/5	0.0700%	0.000001919	\$10,131,763,672.59	1.00004	47	59
7/6	0.0684%	0.000001875	\$10,214,652,280.34	1.00004	44	55
7/7	0.0709%	0.000001942	\$10,242,844,872.12	1.00005	47	59
7/8	0.0732%	0.000002005	\$10,306,573,582.17	1.00005	48	58
7/9	0.0678%	0.000001858	\$10,278,572,570.23	1.00004	48	58
7/10	0.0678%	0.000001858	\$10,278,572,570.23	1.00004	48	58
7/11	0.0678%	0.000001858	\$10,278,572,570.23	1.00004	48	58
7/12	0.0677%	0.000001856	\$10,333,108,564.17	1.00004	46	56
7/13	0.0657%	0.000001801	\$10,306,166,027.79	1.00004	47	58
7/14	0.0651%	0.000001783	\$10,286,143,218.45	1.00004	49	59
7/15	0.0645%	0.000001766	\$10,370,476,953.50	1.00004	48	58
7/16	0.0645%	0.000001766	\$10,362,267,820.90	1.00004	51	60
7/17	0.0645%	0.000001766	\$10,362,267,820.90	1.00004	51	60
7/18	0.0623%	0.000001707	\$10,310,486,669.01	1.00004	49	59
7/19	0.0634%	0.000001738	\$10,277,217,088.26	1.00004	50	59
7/20	0.0631%	0.000001728	\$10,247,030,893.13	1.00004	52	62
7/21	0.0627%	0.000001718	\$10,283,395,616.01	1.00004	53	63
7/22	0.0627%	0.000001717	\$10,204,984,222.70	1.00004	54	64
7/23	0.0627%	0.000001717	\$10,204,984,222.70	1.00004	54	64
7/24	0.0616%	0.000001688	\$10,235,104,852.55	1.00004	52	61
7/25	0.0627%	0.000001719	\$10,400,550,093.02	1.00004	52	61
7/26	0.0552%	0.000001512	\$10,429,494,620.90	1.00004	51	60
7/27	0.0639%	0.000001750	\$10,248,702,831.08	1.00004	52	61
7/28	0.0630%	0.000001726	\$10,083,961,853.46	1.00004	53	62
7/29	-0.0630%	0.000001726	\$10,083,961,853.46	1.00004	53	62
7/30	0.0655%	0.000001795	\$10,254,281,405.61	1.00004	50	60
7/31						
Average:						

For the month of August 2021, the Program Administrator accrued fees of \$1,026,153.27 and had average shares outstanding of 12,757,793,241.70 for Texas CLASS. For Texas CLASS Government, the Program Administrator accrued fees of \$126,464.69 and had average shares outstanding of 1,299,750,718.43. The fees for both Texas CLASS and Texas CLASS Government are accrued on a daily basis by multiplying the investment property value by the applicable fee rate, and divided by 365 or 366 days in the event of a leap year. The investment property value shall be based on the current day's settled shares outstanding. For weekend days and holidays, the settled shares outstanding for the previous business day will be utilized for the calculation of fees. The applicable fee rate is located in Exhibit F of the Ninth Amended and Restated Trust Agreement. The Program Administrator reserves the right to abate fees listed in the Ninth Amended and Restated Trust Agreement. The monthly fee is the sum of all daily fee accruals for the month of August. The fees are paid monthly upon notification to the custodian bank. As of August 31, 2021, the fee for Texas CLASS was 10 basis points and the fee for Texas CLASS Government was 12 basis points.

- Both funds are rated AAA+ by S&P Global Ratings.
- Net Asset Value for both funds from August 1 to August 31, 2021 is equal to \$1.00.
- The final maturity date of all securities here is less than one year.
- The custodian bank for Texas CLASS is UMB Bank.
- Total number of Participants is 86.
- There are currently no investments that have a stated maturity greater than one year.
- All sources of payment are the underlying assets of the local government investment pool at market value.
- The Ninth Amended and Restated Trust Agreement was adopted by the Board of Trustees on February 25, 2021. You can access your copy of the Ninth Amended and Restated Trust Agreement by visiting our website at www.texasclass.com.

BOARD OF TRUSTEES

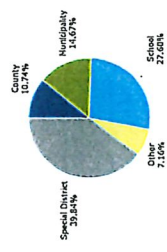
- Mr. Steve Williams, Chairman**
Asst. City Administrator/CFO City of Conroe
- Ms. Amy Perez**
Director of Financial Management, Harris County
- Ms. Monika Arris**
Director of Budget & Finance, Collin County
- Mr. Mike Hagar**
Asst. Supt. of Business & Finance, Alamo Heights ISD
- Ms. Cindy Yeatts Brown**
Treasurer, Denton County
- Ms. Yvonne Johnson**
Executive Director – Galena Park ISD
- Ms. Heather Hurlbert**
Director of Finance & Business Analysis, City of Corpus Christi



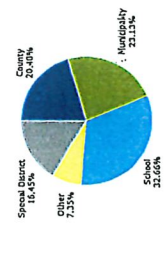
Performance vs. Benchmark
S&P AAA/AA GIP*
(Average Monthly Yields)



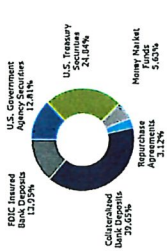
Weighted Average Maturity
(in Days)



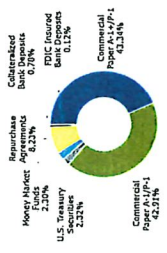
Participant Breakdown
by Balance



Participant Breakdown
by Entity Type



Texas CLASS Government
Portfolio Breakdown



Texas CLASS
Portfolio Breakdown

Texas CLASS Prior Month Comparison

Month End	Average Yield**	Month Ending Assets	Share Balance	Market Value	Amortized Cost	WAM (Final)**
Jun-21	0.06%	\$13,892,768,684	13,393,205,557	\$13,393,685,795	\$13,393,402,668	81
Jul-21	0.06%	\$13,132,992,085	13,132,668,753	\$13,257,724,477	\$13,256,437,299	82
Aug-21	0.05%	\$12,594,466,656	12,594,150,358	\$12,955,420,828	\$12,955,104,530	86

Average monthly yield *As of the end of the last day of the month

Texas CLASS Government Prior Month Comparison

Month End	Average Yield**	Month Ending Assets	Share Balance	Market Value	Amortized Cost	WAM (Final)**
Jun-21	0.04%	\$1,359,629,161	1,359,589,330	\$1,359,589,655	\$1,359,550,824	52
Jul-21	0.02%	\$1,304,976,632	1,304,899,081	\$1,304,692,160	\$1,304,654,074	44
Aug-21	0.02%	\$1,302,046,895	1,302,029,423	\$1,288,018,056	\$1,288,000,784	38

Average monthly yield *As of the end of the last day of the month

Texas Class Government Rates August 2021

Date	Daily Rate (%)	YTD Yield (%)	7-Day Yield (%)	WAM Days to Reset	WAM Days to Final	Daily Dividend	Net Asset Value (NAV)
8/31/2021	0.0251	0.0419	0.0165	22	38	0.00000688	1.000013270
8/30/2021	0.0151	0.0420	0.0151	23	39	0.00000414	1.000012830
8/29/2021	0.0151	0.0421	0.0151	23	39	0.00000414	1.000013090
8/28/2021	0.0151	0.0422	0.0151	23	39	0.00000414	1.000013340
8/27/2021	0.0151	0.0424	0.0151	23	39	0.00000414	1.000013650
8/26/2021	0.0151	0.0425	0.0151	23	40	0.00000414	1.000014510
8/25/2021	0.0151	0.0426	0.0151	24	40	0.00000414	1.000014100
8/24/2021	0.0151	0.0427	0.0151	24	40	0.00000414	1.000016550
8/23/2021	0.0151	0.0428	0.0153	24	41	0.00000414	1.000017480
8/22/2021	0.0151	0.0429	0.0154	20	37	0.00000414	1.000017810
8/21/2021	0.0151	0.0431	0.0155	21	38	0.00000414	1.000018150
8/20/2021	0.0151	0.0432	0.0156	21	38	0.00000414	1.000018480
8/19/2021	0.0151	0.0433	0.0157	21	38	0.00000414	1.000019570
8/18/2021	0.0151	0.0434	0.0158	20	38	0.00000414	1.000017770
8/17/2021	0.0165	0.0435	0.0158	21	38	0.00000452	1.000017980
8/16/2021	0.0159	0.0437	0.0156	21	38	0.00000430	1.000017000
8/15/2021	0.0159	0.0438	0.0155	21	39	0.00000435	1.000017580
8/14/2021	0.0159	0.0439	0.0154	21	39	0.00000435	1.000017930
8/13/2021	0.0159	0.0440	0.0153	22	40	0.00000434	1.000018270
8/12/2021	0.0156	0.0442	0.0152	22	40	0.00000428	1.000017270
8/11/2021	0.0151	0.0443	0.0151	21	39	0.00000414	1.000017030
8/10/2021	0.0151	0.0444	0.0151	22	39	0.00000414	1.000019070
8/9/2021	0.0151	0.0446	0.0151	22	40	0.00000414	1.000018710
8/8/2021	0.0151	0.0447	0.0151	22	40	0.00000414	1.000018240
8/7/2021	0.0151	0.0448	0.0151	23	40	0.00000414	1.000018570
8/6/2021	0.0151	0.0450	0.0151	23	41	0.00000414	1.000018900
8/5/2021	0.0151	0.0451	0.0151	23	41	0.00000414	1.000019810
8/4/2021	0.0151	0.0452	0.0154	23	42	0.00000414	1.000020580
8/3/2021	0.0151	0.0454	0.0157	24	42	0.00000414	1.000020760
8/2/2021	0.0151	0.0455	0.0160	24	43	0.00000414	1.000021940
8/1/2021	0.0151	0.0457	0.0163	24	44	0.00000414	1.000021520

Texas Class Prime Rates August 2021

Date	Daily Rate (%)	YTD Yield (%)	7-Day Yield (%)	WAM Days to Reset	WAM Days to Final	Daily Dividend	Net Asset Value (NAV)
8/31/2021	0.0441	0.0850	0.0469	53	85	0.000001208	1.000025110
8/30/2021	0.0469	0.0851	0.0475	54	87	0.000001285	1.000027210
8/29/2021	0.0475	0.0853	0.0480	53	86	0.000001300	1.000023150
8/28/2021	0.0475	0.0854	0.0484	54	87	0.000001300	1.000025250
8/27/2021	0.0475	0.0856	0.0489	55	85	0.000001300	1.000027940
8/26/2021	0.0468	0.0858	0.0493	55	85	0.000001283	1.000027620
8/25/2021	0.0478	0.0859	0.0495	55	86	0.000001309	1.000027100
8/24/2021	0.0483	0.0861	0.0499	54	85	0.000001324	1.000027370
8/23/2021	0.0504	0.0863	0.0502	54	87	0.000001382	1.000026510
8/22/2021	0.0506	0.0864	0.0504	54	88	0.000001385	1.000030200
8/21/2021	0.0506	0.0866	0.0504	55	88	0.000001385	1.000034450
8/20/2021	0.0505	0.0867	0.0505	56	88	0.000001385	1.000032330
8/19/2021	0.0482	0.0869	0.0505	55	87	0.000001320	1.000030280
8/18/2021	0.0504	0.0870	0.0506	54	86	0.000001381	1.000029530
8/17/2021	0.0510	0.0872	0.0500	53	88	0.000001397	1.000030820
8/16/2021	0.0512	0.0874	0.0501	53	86	0.000001403	1.000025320
8/15/2021	0.0509	0.0875	0.0495	52	87	0.000001395	1.000021510
8/14/2021	0.0509	0.0877	0.0498	53	87	0.000001395	1.000023750
8/13/2021	0.0509	0.0878	0.0502	54	87	0.000001395	1.000025880
8/12/2021	0.0487	0.0880	0.0505	54	87	0.000001335	1.000024950
8/11/2021	0.0462	0.0882	0.0514	52	85	0.000001265	1.000024470
8/10/2021	0.0517	0.0884	0.0527	53	85	0.000001415	1.000024430
8/9/2021	0.0469	0.0885	0.0534	53	85	0.000001286	1.000024130
8/8/2021	0.0534	0.0887	0.0544	53	87	0.000001463	1.000020420
8/7/2021	0.0534	0.0889	0.0556	53	87	0.000001463	1.000022500
8/6/2021	0.0534	0.0891	0.0568	54	87	0.000001464	1.000024570
8/5/2021	0.0549	0.0892	0.0580	54	88	0.000001503	1.000025110
8/4/2021	0.0549	0.0894	0.0590	50	83	0.000001504	1.000024400
8/3/2021	0.0569	0.0895	0.0599	51	83	0.000001560	1.000024360
8/2/2021	0.0539	0.0897	0.0605	48	81	0.000001476	1.000024000
8/1/2021	0.0618	0.0899	0.0617	47	81	0.000001694	1.000021640