

**CERTIFIED COPY  
BRAZORIA COUNTY COMMISSIONERS' COURT**

**ORDER NO. 7.Q.1**

**RE: TREASURER'S MONTHLY CASH AND  
INVESTMENT REPORT FOR SEPTEMBER  
2021 AND THE 4TH QUARTER AND  
ANNUAL INVESTMENT ACTIVITY  
REPORTS FOR FISCAL YEAR 2021**

Approve the Treasurer's Monthly Cash and Investment Report for September 2021 and the 4th Quarter and Annual Investment Activity Reports for Fiscal Year 2021. This order and affidavit must be filed with the County Clerk. It is further requested a certified copy of this order be returned to the County Treasurer. This report will be published on the County website.

<b>RESULT:</b>	<b>PASSED [UNANIMOUS]</b>
<b>MOVER:</b>	Donald "Dude" Payne, Commissioner
<b>SECONDER:</b>	David R. Linder, Commissioner
<b>AYES:</b>	Judge Sebesta, Commissioner Payne, Commissioner Cade, Commissioner Adams, Commissioner Linder

STATE OF TEXAS §

COUNTY OF BRAZORIA §

I, Joyce Hudman, Clerk County Court and Ex-Officio Clerk of the Commissioners' Court of Brazoria County, Texas, do hereby certify that the foregoing is a true and correct copy of that certain:

ORDER NO. 7.Q.1

RE: TREASURER'S MONTHLY CASH AND  
INVESTMENT REPORT FOR SEPTEMBER  
2021 AND THE 4TH QUARTER AND  
ANNUAL INVESTMENT ACTIVITY  
REPORTS FOR FISCAL YEAR 2021

as passed by the Commissioners' Court on the 9th day of NOVEMBER, A.D., 2021, Regular Session Term of Commissioners' Court and as the same appear(s) in the Commissioners' Court Records of Brazoria County, Texas.

GIVEN UNDER MY HAND AND SEAL OF OFFICE, this the 12th DAY OF NOVEMBER, A. D., 2021.

JOYCE HUDMAN, Clerk County Court  
and Ex-Officio Member of the Commissioners'  
Court of Brazoria County, Texas

By:  \_\_\_\_\_  
T. Reynolds, Deputy



**CATHY CAMPBELL, CCT, CIO**  
**BRAZORIA COUNTY TREASURER**

111 E. Locust, Room 305    Angleton, Texas 77515-4654  
979-864-1353    FAX 979-864-1680

Attached is the Monthly Treasurer's Report submitted by Cathy Campbell, Brazoria County Treasurer for the month of SEPTEMBER 2021. This report is submitted in compliance with the Local Government Code Chapter 114, Chapter 2256 and Chapter 2257. This report contains:

Commissioners' Court Affidavit: 114.026 (d)  
Monies received and disbursed: 114.026 (a) (1)  
Pledged Securities Management Report: 2257.021  
Debts due to\* and owed by the county: 114.026 (a) (2)  
All other proceedings in the Treasurer's office: 114.026 (a) (3)  
Brazoria County general ledger fund activity: 114.026 (c)

Brazoria County Investment Portfolio for September 2021: 2256.023  
Brazoria County Investment Activity Report for 4th Quarter Fiscal Year 2021: 2256.023  
Brazoria County Investment Activity Report for Fiscal Year 2021: 2256.023

\*Note: debts due to the County are reported to the Court by the collecting offices: 114.044.\*

"I CERTIFY THAT TO THE BEST OF MY KNOWLEDGE THE ATTACHED REPORTS ARE TRUE AND CORRECT."

A handwritten signature in blue ink that reads "Cathy Campbell".

Cathy Campbell, CCT, CIO  
Brazoria County Treasurer


MINUTES OF COUNTY FINANCES  
TREASURER'S MONTHLY REPORT  
AFFIDAVIT  
COMMISSIONERS' COURT NOVEMBER 09, 2021


BEFORE ME, the undersigned authority, a Notary Public in and for Brazoria County, Texas, on this day personally appeared the Members of Brazoria County Commissioners' Court and who after being duly sworn upon their oaths do hereby state as follows:

The requirements of Subsection (c) of the Texas Local Government Code §114.026 have been met and that we have reviewed and examined the Monthly Report of: **CATHY CAMPBELL**, Treasurer of Brazoria County, Texas for **SEPTEMBER 2021**.


Further, having taken reasonable steps to ensure its accuracy as presented, approve the report and enter this order into the minutes which state total cash and other assets in the custody of the County Treasurer at the time of the examination to be \$198,643,901.86.

The Treasurer's report and this affidavit will be published on the Brazoria County website.

  
\_\_\_\_\_  
L. M. "Matt" Sebesta, Jr.  
County Judge


  
\_\_\_\_\_  
Donald W. "Dude" Payne  
Commissioner Precinct 1


  
\_\_\_\_\_  
Ryan Cade  
Commissioner Precinct 2

  
\_\_\_\_\_  
Stacy L. Adams  
Commissioner Precinct 3

  
\_\_\_\_\_  
David R. Linder  
Commissioner Precinct 4

SUBSCRIBED AND SWORN TO BEFORE ME THIS 09th DAY OF NOVEMBER, 2021.

  
\_\_\_\_\_  
Notary Public in and for Brazoria County, Texas  
My Commission Expires: 4-12-2025





**BRAZORIA COUNTY Bank Account Activity and Interest Report for SEPTEMBER 2021**

Account	Ending Bank Balance 08/31/2021	Deposits and Other Credits Received	Checks and Other Debits Disbursed	Ending Bank Balance 09/30/2021	MONTHLY Interest Earned	Interest Rate EFF: 6/01/21
<b>FIRST NATIONAL BANK OF LAKE JACKSON</b>						
Tax Assessor/Collector GOVPAY Acct	-	0.00	0.00	0.00	0.00	0.05
Tax Assessor/Collector Veh Inventory Prop Tax	-	0.00	0.00	0.00	0.00	0.05
Payroll	5,390,475.41	9,320,250.15	(12,573,324.73)	2,137,400.83	81.09	0.05
Operating	16,609,408.35	14,957,661.54	(15,091,049.70)	16,476,020.19	585.21	0.05
Jury Fund	177,768.00	50.00	(14,018.00)	163,800.00	6.59	0.05
Tax Assessor/Collector Boat Sales Tax *	-	0.00	0.00	0.00	0.00	0.05
County Clerk Trust Fund	4,316,661.06	623,286.56	(296,108.46)	4,643,839.16	185.52	0.05
District Clerk Trust Fund	2,104,758.39	87,911.98	(124,996.36)	2,067,674.01	84.97	0.05
Tax Assessor/Collector Motor Vehicle Acct	-	0.00	0.00	0.00	0.00	0.05
Tax Assessor/Collector Boat Collections	-	0.00	0.00	0.00	0.00	0.05
Tax Assessor/Collector Sales Tax Account *	-	0.00	0.00	0.00	0.00	0.05
Sheriff Barber Shop Education Training Program *	76,865.87	16.16	0.00	0.00	0.00	0.05
Comptroller Direct Deposit	171,084.74	10,096,711.00	(550.00)	76,332.03	3.16	0.05
Sheriff's Dept Narcotic Unit-Operations	2,013.94	6,000.00	(1,685,700.56)	8,582,095.18	30.61	0.05
Comm. Super & Corrections Dept. Restitution Acct	124,737.92	24,768.22	(46,332.23)	8,013.94	0.12	0.05
District Atty Check Collection Account	23,515.93	444.01	0.00	103,173.91	4.71	0.05
Tax Assessor/Collector Tax Account	-	0.00	0.00	23,959.94	0.97	0.05
Employee Benefit Trust Fund *	3,401,997.72	989,886.02	0.00	0.00	0.00	0.05
Investment Acct	4,000,000.00	2,009,063.89	(1,175,218.36)	3,216,665.38	121.67	0.05
Credit Card Account	252,428.18	456,276.24	(9,063.89)	6,000,000.00	175.39	0.05
E-Filing / E-Recording	369,324.45	455,061.37	(530,704.21)	178,000.21	9.04	0.05
Parks Credit Card	48,041.83	26,411.44	(609,948.87)	214,436.95	12.15	0.05
Juvenile Restitution Account	3,020.94	5,842.00	(51,891.18)	22,562.09	1.56	0.05
TouchPay Credit Card	75,532.88	80,157.27	(791.50)	8,071.44	0.20	0.05
Brazoria County Receivables	-	0.00	0.00	36,760.55	2.35	0.05
Tax Assessor/Collector GOVPAY Acct	888,741.68	845,185.57	(996,493.21)	737,434.04	23.78	0.05
Tax Assessor/Collector Veh Inventory Prop Tax	1,808,501.31	241,367.29	(12,354.69)	2,037,513.91	71.99	0.05
Tax Assessor/Collector Boat Sales Tax *	6,299.96	85,490.17	(82,258.34)	9,531.79	0.40	0.05
Tax Assessor/Collector Motor Vehicle Acct	1,798,078.46	8,372,973.18	(8,252,215.51)	1,918,836.13	72.14	0.05
Tax Assessor/Collector Boat Collections	78,094.80	54,648.50	(90,839.19)	41,904.11	0.84	0.05
Tax Assessor/Collector Sales Tax Account *	671,452.17	6,482,464.72	(5,383,790.65)	1,770,126.24	31.64	0.05
Tax Assessor/Collector Tax Account	2,179,299.13	1,876,783.91	(1,757,156.54)	2,298,926.50	90.57	0.05
<b>First National Bank of Lake Jackson Totals</b>	<b>44,578,103.11</b>	<b>57,098,711.19</b>	<b>(48,903,735.78)</b>	<b>52,773,078.52</b>	<b>1,596.67</b>	
<b>TOTAL Interest Earning Accounts EOM Balance</b>	<b>44,578,103.11</b>			<b>52,773,078.52</b>	<b>1,596.67</b>	
<b>Non-Int bearing Accts: Sheriff, County and District Clerks Cash Bonds; TCDBG-IKE; Inmate Trusts; TCEG ; Bail Bond Sec; HIMGP</b>				<b>2,874,627.69</b>		
				<b>55,647,706.21</b>		

This report is presented in accordance with The Texas Government Code Title 4 Sec. 114.026 (a)(1) and I certify that to the best of my knowledge the above is the true and correct cash balance remaining in the Treasurer's custody.

  
Cathy Campbell, CCT, CIO

Brazoria County Treasurer



**CATHY CAMPBELL, CCT, CIO**  
**BRAZORIA COUNTY TREASURER**

111 E. Locust, Room 305    Angleton, Texas 77515-4654  
979-864-1353    FAX 979-864-1680

Attached is a copy of the management report for the securities that were pledged to  
Brazoria County by First National Bank of Lake Jackson for the month of  
**SEPTEMBER 2021.**

"I CERTIFY THAT TO THE BEST OF MY KNOWLEDGE THE ATTACHED  
REPORT IS TRUE AND CORRECT."

A handwritten signature in blue ink that reads "Cathy Campbell".

Cathy Campbell, CCT, CIO  
Brazoria County Treasurer

# Reportfolio

First National Bank of Lake Jackson, Lake Jackson, T  
 Published: 9/30/2021 2:40:35 PM

## Safetkeeping

Code	Cusip Trans#	Description Maturity	Prerefund	Pool Coupon	Moody StdPoor	Original Face Pledged Percent	Pledged Original Face Value	Par Value	Pledged Book Value	Pledged Market Value
FHLB	3196BBWU2	FNR 2020-62 PA		2.000		\$2,500,000.00 100.00%	\$2,500,000.00	\$2,192,911.78	\$2,270,209.94	\$2,265,027.00
FEDERAL HOME LOAN BANK AFS										
FHLB	3137FX3K2	FHR 5020 TE		1.000		\$3,000,000.00 100.00%	\$3,000,000.00	\$2,365,048.65	\$2,362,910.21	\$2,298,616.80
FEDERAL HOME LOAN BANK AFS										
FHLB	3196BCEP1	FNR 2020-73 KQ		1.750		\$2,500,000.00 100.00%	\$2,500,000.00	\$2,244,010.70	\$2,328,878.15	\$2,328,514.02
FEDERAL HOME LOAN BANK AFS										
<b>36 CMOs - Fixed Rate</b>							<b>\$92,230,000.00</b>	<b>\$42,942,236.26</b>	<b>\$43,363,579.46</b>	<b>\$44,038,575.00</b>
<b>Total Pledged 132 Id: BEC BRAZORIA COUNTY</b>							<b>\$334,195,624.00</b>	<b>\$71,566,127.48</b>	<b>\$72,457,936.08</b>	<b>\$73,904,132.97</b>

\$0.00 Munis with Maturity Under 2 Years  
 \$0.00 Munis with Maturity Over 2 Years

Other securities with Stated Maturity Under 2 Years  
 Other securities with Stated Maturity Over 2 Years

\*\* If no data is shown, then there are no pledges for the current period.



**Brazoria County Bond Payments - September 2021**

	<b>INTEREST</b>	<b>PRINCIPAL</b>	<b>BAB SUBSIDY</b>	<b>TOTAL</b>
Series 2012 - Certificates of Obligation	0.00	0.00	0.00	0.00
Series 2012 - Unlimited Tax Road Bonds	0.00	0.00		0.00
Series 2016 - Unlimited Tax Refunding Bonds	0.00	0.00		0.00
Series 2016 - Limited Tax Refunding Bonds	0.00	0.00		0.00
Series 2018 - Certificates of Obligation	0.00	0.00		0.00
Series 2018 - Unlimited Tax Refunding Bonds	0.00	0.00		0.00
Series 2020 - Unlimited Tax Refunding (2010B BAB) Bonds	0.00	0.00		0.00
<b>TOTAL PAYMENTS</b>	<b>0.00</b>	<b>0.00</b>	<b>0.00</b>	<b>0.00</b>

**The following pages show the remaining bond payments to be made by Brazoria County.**

This report is presented in accordance with The Texas Government Code Title 4 Sec. 114.026 (a)(2)

Cathy Campbell, CCT, CIO  
Brazoria County Treasurer



**BRAZORIA COUNTY, TEXAS**  
**Series 2012 - Certificates of Obligation**  
**Remaining Payment Schedule**

FISCAL YEAR	INTEREST 1-Mar	PRINCIPAL 1-Mar	INTEREST 1-Sep	TOTAL PAYMENT
2022	443,825.00	1,420,000.00	408,325.00	2,272,150.00
2023	408,325.00	1,495,000.00	370,950.00	2,274,275.00
2024	370,950.00	1,570,000.00	331,700.00	2,272,650.00
2025	331,700.00	1,650,000.00	290,450.00	2,272,150.00
2026	290,450.00	1,735,000.00	247,075.00	2,272,525.00
2027	247,075.00	1,825,000.00	201,450.00	2,273,525.00
2028	201,450.00	1,920,000.00	153,450.00	2,274,900.00
2029	153,450.00	2,000,000.00	118,450.00	2,271,900.00
2030	118,450.00	2,075,000.00	82,137.50	2,275,587.50
2031	82,137.50	2,145,000.00	44,600.00	2,271,737.50
2032	44,600.00	2,230,000.00		2,274,600.00
	2,692,412.50	20,065,000.00	2,248,587.50	25,006,000.00

**Debt History:**  
Date of Receipt 26-Jul-12  
Amount of Issue \$25,115,000.00  
True Int Cost 3.380%

**Paying Agent:**  
U.S. Bank  
ABA routing # 091000022  
St. Paul, MN 55486-2639

**BRAZORIA COUNTY, TEXAS**  
**Series 2012 - Unlimited Tax Road Bonds**  
**Remaining Payment Schedule**

FISCAL YEAR	INTEREST 1-Mar	PRINCIPAL 1-Mar	INTEREST 1-Sep	TOTAL PAYMENT
2022	89,100.00	430,000.00	82,650.00	601,750.00
2023	82,650.00	445,000.00	75,975.00	603,625.00
2024	75,975.00	455,000.00	69,150.00	600,125.00
2025	69,150.00	470,000.00	62,100.00	601,250.00
2026	62,100.00	485,000.00	54,825.00	601,925.00
2027	54,825.00	500,000.00	47,012.50	601,837.50
2028	47,012.50	515,000.00	38,643.75	600,656.25
2029	38,643.75	535,000.00	29,950.00	603,593.75
2030	29,950.00	550,000.00	20,668.75	600,618.75
2031	20,668.75	570,000.00	10,693.75	601,362.50
2032	10,693.75	590,000.00		600,693.75
	580,768.75	5,545,000.00	491,668.75	6,617,437.50

**Debt History:**  
Date of Receipt 26-Jul-12  
Amount of Issue \$8,575,000.00  
True Int cost 3.120%

**Paying Agent:**  
U.S. Bank  
ABA routing # 091000022  
St. Paul, MN 55486-2639

**BRAZORIA COUNTY, TEXAS**  
**Series 2016 - Unlimited Tax Refunding Bonds**  
**Remaining Payment Schedule**

FISCAL YEAR	INTEREST 1-Mar	PRINCIPAL 1-Mar	INTEREST 1-Sep	TOTAL PAYMENT
2022	125,325.00	860,000.00	108,325.00	1,093,850.00
2023	108,325.00	900,000.00	90,325.00	1,098,650.00
2024	90,325.00	935,000.00	71,625.00	1,096,950.00
2025	71,625.00	975,000.00	52,125.00	1,098,750.00
2026	52,125.00	1,015,000.00	26,750.00	1,093,875.00
2027	26,750.00	1,070,000.00	0.00	1,096,750.00
	474,675.00	5,755,000.00	349,150.00	6,578,825.00

**Debt History:**  
Date of Receipt 28-Jan-16  
Amount of Issue \$8,425,000.00  
True Int cost 2.376%

**Paying Agent:**  
U.S. Bank  
ABA routing # 091000022  
St. Paul, MN 55486-2639

Refunding Series 2006 Unlimited Tax Road Bonds

**BRAZORIA COUNTY, TEXAS**  
**Series 2016 - Limited Tax Refunding Bonds**  
**Remaining Payment Schedule**

FISCAL YEAR	INTEREST 1-Mar	PRINCIPAL 1-Mar	INTEREST 1-Sep	TOTAL PAYMENT
2022	103,850.00	905,000.00	85,750.00	1,094,600.00
2023	85,750.00	945,000.00	66,850.00	1,097,600.00
2024	66,850.00	980,000.00	47,250.00	1,094,100.00
2025	47,250.00	1,025,000.00	26,750.00	1,099,000.00
2026	26,750.00	1,070,000.00		1,096,750.00
	330,450.00	4,925,000.00	226,600.00	5,482,050.00

**Debt History:**  
Date of Receipt 28-Jan-16  
Amount of Issue \$8,125,000.00  
True Int cost 2.207%

**Paying Agent:**  
U.S. Bank  
ABA routing # 091000022  
St. Paul, MN 55486-2639

Refunding Series 2006 Certificate of Obligation



**BRAZORIA COUNTY**  
**Certificates of Obligation**  
**Series 2018**  
**Payment Schedule**

FISCAL YEAR	INTEREST 1-Mar	PRINCIPAL 1-Mar	INTEREST 1-Sep	TOTAL PAYMENT
2022	178,325.00	305,000.00	170,700.00	654,025.00
2023	170,700.00	320,000.00	162,700.00	653,400.00
2024	162,700.00	335,000.00	154,325.00	652,025.00
2025	154,325.00	355,000.00	145,450.00	654,775.00
2026	145,450.00	370,000.00	136,200.00	651,650.00
2027	136,200.00	390,000.00	126,450.00	652,650.00
2028	126,450.00	410,000.00	116,200.00	652,650.00
2029	116,200.00	430,000.00	105,450.00	651,650.00
2030	105,450.00	455,000.00	94,075.00	654,525.00
2031	94,075.00	475,000.00	82,200.00	651,275.00
2032	82,200.00	500,000.00	69,700.00	651,900.00
2033	69,700.00	525,000.00	59,200.00	653,900.00
2034	59,200.00	545,000.00	48,300.00	652,500.00
2035	48,300.00	570,000.00	36,900.00	655,200.00
2036	36,900.00	590,000.00	25,100.00	652,000.00
2037	25,100.00	615,000.00	12,800.00	652,900.00
2038	12,800.00	640,000.00	0.00	652,800.00
	1,724,075.00	7,830,000.00	1,545,750.00	11,099,825.00

**Debt History:**  
Date of Receipt August 23, 2018  
Amount of Issue \$8,120,000.00  
Last Maturity March 01, 2038  
True Interest Cost 3.496221%

**Paying Agent:**  
U.S. Bank  
ABA routing # 091000022  
St. Paul, MN 55486-2639

P:\Treas\Debt Service Bonds\2018 Cert of Obligation Debt Service Payment Schedule.xls  
Prepared by Cathy Campbell, CCT, CIO Brazoria County Treasurer

**BRAZORIA COUNTY**  
**Unlimited Tax Refunding Bonds**  
**Series 2018**  
**Payment Schedule**

FISCAL YEAR	INTEREST 1-Mar	PRINCIPAL 1-Mar	INTEREST 1-Sep	TOTAL PAYMENT
2022	82,875.00	405,000.00	72,750.00	560,625.00
2023	72,750.00	425,000.00	62,125.00	559,875.00
2024	62,125.00	445,000.00	51,000.00	558,125.00
2025	51,000.00	475,000.00	39,125.00	565,125.00
2026	39,125.00	495,000.00	28,750.00	560,875.00
2027	28,750.00	520,000.00	13,750.00	560,500.00
2028	13,750.00	550,000.00		563,750.00
	348,375.00	3,315,000.00	265,500.00	3,928,875.00

Refunded Series 2008 Unlimited Tax Road Bonds

**Debt History:**  
Date of Receipt August 23, 2018  
Amount of Issue \$4,415,000.00  
Last Maturity March 01, 2028  
True Interest Cost 2.647974%

**Paying Agent:**  
U.S. Bank  
ABA routing # 091000022  
St. Paul, MN 55486-2639

P:\Treas\Debt Service Bonds\Unlimited Tax Refunding Bonds, Series 2018 Debt Service Payment Schedule.xls  
Prepared by Cathy Campbell, CCT, CIO Brazoria County Treasurer

**BRAZORIA COUNTY**  
**Unlimited Tax Road Refunding Bonds**  
**Series 2020**  
**Payment Schedule**

FISCAL YEAR	INTEREST 1-Mar	PRINCIPAL 1-Mar	INTEREST 1-Sep	TOTAL PAYMENT
2022	226,375.00	825,000.00	205,750.00	1,257,125.00
2023	205,750.00	860,000.00	184,250.00	1,250,000.00
2024	184,250.00	910,000.00	161,500.00	1,255,750.00
2025	161,500.00	950,000.00	137,750.00	1,249,250.00
2026	137,750.00	995,000.00	112,875.00	1,245,625.00
2027	112,875.00	1,050,000.00	86,625.00	1,249,500.00
2028	86,625.00	1,100,000.00	59,125.00	1,245,750.00
2029	59,125.00	1,155,000.00	30,250.00	1,244,375.00
2030	30,250.00	1,210,000.00		1,240,250.00
	1,204,500.00	9,055,000.00	978,125.00	11,237,625.00

**Debt History:**  
Date of Receipt January 23, 2020  
Amount of Issue \$9,840,000.00  
Last Maturity March 01, 2030  
True Interest Cost 1.720776%

**Paying Agent:**  
U.S. Bank  
ABA routing # 091000022  
St. Paul, MN 55486-2639

Refunded: 2010B Unlimited Tax Rd Bonds, (Build America Bonds)

**BRAZORIA COUNTY TOLL ROAD AUTHORITY**  
**Limited Contract Tax and Subordinate Lien Toll Road Revenue Bonds**  
 Series 2017A

Payment Schedule

FISCAL YEAR	INTEREST 1-Mar	PRINCIPAL 1-Mar	INTEREST 1-Sep	TOTAL PAYMENT	Estimated Monthly Installment Due to US BANK
2017			284,688.00	284,688.00	284,688.00
2018	768,750.00		768,750.00	1,537,500.00	128,125.00
2019	768,750.00		768,750.00	1,537,500.00	128,125.00
2020	768,750.00		768,750.00	1,537,500.00	128,125.00
2021	768,750.00		768,750.00	1,537,500.00	128,125.00
2022	768,750.00		768,750.00	1,537,500.00	128,125.00
2023	768,750.00		768,750.00	1,537,500.00	128,125.00
2024	768,750.00		768,750.00	1,537,500.00	128,125.00
2025	1,035,750.00		1,035,750.00	2,071,500.00	172,625.00
2026	1,302,750.00		1,302,750.00	2,605,500.00	217,125.00
2027	1,569,750.00		1,569,750.00	3,139,500.00	261,625.00
2028	1,836,750.00		1,836,750.00	3,673,500.00	306,125.00
2029	2,103,750.00		2,103,750.00	4,207,500.00	350,625.00
2030	2,370,750.00		2,370,750.00	4,741,500.00	395,125.00
2031	2,637,750.00		2,637,750.00	5,275,500.00	439,625.00
2032	2,904,750.00		2,904,750.00	5,809,500.00	484,125.00
2033	3,171,750.00		3,171,750.00	6,343,500.00	528,625.00
2034	3,438,750.00		3,438,750.00	6,877,500.00	573,125.00
2035	3,705,750.00		3,705,750.00	7,411,500.00	617,625.00
2036	3,972,750.00		3,972,750.00	7,945,500.00	662,125.00
2037	4,239,750.00		4,239,750.00	8,479,500.00	706,625.00
2038	4,506,750.00		4,506,750.00	9,013,500.00	751,125.00
2039	4,773,750.00		4,773,750.00	9,547,500.00	795,625.00
2040	5,040,750.00		5,040,750.00	10,081,500.00	840,125.00
2041	5,307,750.00		5,307,750.00	10,615,500.00	884,625.00
2042	5,574,750.00		5,574,750.00	11,149,500.00	929,125.00
2043	5,841,750.00		5,841,750.00	11,683,500.00	973,625.00
2044	6,108,750.00		6,108,750.00	12,217,500.00	1,018,125.00
2045	6,375,750.00		6,375,750.00	12,751,500.00	1,062,625.00
2046	6,642,750.00		6,642,750.00	13,285,500.00	1,107,125.00
2047	6,909,750.00		6,909,750.00	13,819,500.00	1,151,625.00
2048	7,176,750.00		7,176,750.00	14,353,500.00	1,196,125.00
2049	7,443,750.00		7,443,750.00	14,887,500.00	1,240,625.00
2050	7,710,750.00		7,710,750.00	15,421,500.00	1,285,125.00
<b>TOTAL</b>	<b>28,674,853.50</b>	<b>53,838,313.00</b>	<b>28,885,081.50</b>	<b>111,398,238.00</b>	

Debt History:  
 Date of Receipt 22-Jun-17  
 Amount of Issue \$53,838,313.00

Paying Agent:  
 U.S. Bank  
 ABA routing # 091000022  
 St. Paul, MN 55485-2639  
 BRAZORHICB

Brazoria County Toll Road Authority Limited Contract Tax and Subordinate Lien  
 Toll Road Revenue Bonds, Series 2017A CIB

\*Int due from closing to Sept 2017 debt payment, then monthly installments to US Bank thereafter begin Sept 2017  
 Int calculations include compounded interest from Series 2017A Convertible CABS.

Prepared by Cathy Campbell, CCT, CIO Brazoria County Treasurer

**BRAZORIA COUNTY TOLL ROAD AUTHORITY**  
**Limited Contract Tax and Subordinate Lien Toll Road Revenue Refunding Bonds**  
 Series 2020

Payment Schedule

FISCAL YEAR	INTEREST 1-Mar	PRINCIPAL 1-Mar	INTEREST 1-Sep	TOTAL PAYMENT	Estimated Monthly Installment Due to US BANK
2020			662,797.00	662,797.00	110,466.17
2021	624,625.00		624,625.00	1,249,250.00	104,104.17
2022	624,625.00		624,625.00	1,249,250.00	104,104.17
2023	624,625.00		624,625.00	1,249,250.00	104,104.17
2024	624,625.00		624,625.00	1,249,250.00	104,104.17
2025	624,625.00		624,625.00	1,249,250.00	104,104.17
2026	624,625.00		624,625.00	1,249,250.00	104,104.17
2027	610,875.00	550,000.00	596,375.00	1,787,500.00	148,791.67
2028	610,875.00	580,000.00	581,125.00	1,787,500.00	148,937.50
2029	581,125.00	610,000.00	565,125.00	1,786,250.00	148,956.33
2030	565,125.00	640,000.00	546,250.00	1,786,250.00	148,854.17
2031	546,250.00	675,000.00	530,500.00	1,788,375.00	149,031.25
2032	530,500.00	710,000.00	511,875.00	1,788,750.00	149,062.50
2033	511,875.00	745,000.00	492,250.00	1,787,750.00	148,947.92
2034	492,250.00	785,000.00	471,625.00	1,789,125.00	149,093.75
2035	471,625.00	825,000.00	450,000.00	1,786,625.00	148,885.42
2036	450,000.00	865,000.00	427,250.00	1,787,250.00	148,937.50
2037	427,250.00	910,000.00	403,375.00	1,786,625.00	148,802.08
2038	403,375.00	955,000.00	378,250.00	1,786,625.00	148,885.42
2039	378,250.00	1,000,000.00	351,750.00	1,790,000.00	149,166.67
2040	351,750.00	1,060,000.00	324,000.00	1,785,750.00	148,812.50
2041	324,000.00	1,110,000.00	294,750.00	1,786,750.00	149,062.50
2042	294,750.00	1,170,000.00	264,000.00	1,785,750.00	148,812.50
2043	264,000.00	1,230,000.00	231,750.00	1,785,500.00	148,125.00
2044	231,750.00	1,290,000.00	197,500.00	1,789,500.00	149,145.83
2045	197,500.00	1,360,000.00	162,000.00	1,786,500.00	148,875.00
2046	162,000.00	1,430,000.00	124,500.00	1,784,500.00	148,718.75
2047	124,500.00	1,510,000.00	85,125.00	1,788,750.00	149,062.50
2048	85,125.00	1,600,000.00	43,625.00	1,788,625.00	148,937.50
2049	43,625.00	1,745,000.00		1,788,625.00	148,937.50
<b>TOTAL</b>	<b>12,383,875.00</b>	<b>24,985,000.00</b>	<b>12,432,047.00</b>	<b>49,810,922.00</b>	

Debt History:  
 Date of Receipt 2-Feb-20  
 Amount of Issue \$24,985,000.00

Paying Agent:  
 U.S. Bank  
 ABA routing # 091000022  
 St. Paul, MN 55485-2639

Refunded: Brazoria County Toll Road Authority Limited Contract Tax and Subordinate Lien  
 Toll Road Revenue Bonds, Series 2017B BANS

Prepared by Cathy Campbell, CCT, CIO Brazoria County Treasurer



CATHY CAMPBELL, CCT, CIO  
BRAZORIA COUNTY TREASURER

### Brazoria County Treasurer's Office Proceedings for September 2021

Activity	Count	Amount
Cash receipts issued:	56	\$ 417,670.07
Treasurer Deposits processed:	61	\$ 670,290.88
Healthcare Invoices processed:	11	\$ 947,358.77
Retiree premium payments processed:	373	\$ 53,506.63
<65 Retiree Prepaid 401h reimbursements processed:	120	\$ 35,990.00
>65 Retiree Prepaid 401h reimbursements processed:	254	\$ 47,800.00
Wire transfers executed:	89	\$ 8,971,278.86
Toll Road Wires executed:	8	\$ 422,751.76
EFT files processed:	14	\$ 7,131,718.06
Accounts Payable checks printed and distributed:	1661	\$ 6,328,238.04
Jury checks printed and distributed:	1354	\$ 16,500.00
BCCSCD checks printed and distributed:	127	\$ 55,455.21
Payroll checks printed and distributed:	68	\$ 153,072.83
Payroll advices printed and distributed (est.):	700	
Stop payments issued:	41	
Positive Pay files processed:	32	
Brazo general ledger journal entries posted:	151	
Toll Road general ledger journal entries posted:	32	
HMGP Applications/Releases/Payments/Proof of Payment	28	
HMGP processing HOURS	20	
ERAP Emergency Rental Assistance Program processig HOURS	18.2	
ERAP Emergency Rental Assistance Program EFT setups	8	
Reports to State	3	
Bank Reconciliations	19	
EFT Set ups and/or changes	1	

Submitted for compliance with Local Government Code Sec. 114.026 subsection (a)(3)

I certify to the best of my knowledge the above information is true and correct.

  
Cathy Campbell, CCT, CIO  
Brazoria County Treasurer





Brazoria County General Ledger Fund Balance Activity  
September 1, 2021 - September 30, 2021

998 Included

General Ledger Fund balances are of the last day of the month and may not include all journal entries and adjustments for that month.  
Bank accounts have been reconciled or, are in the process of being reconciled to general ledger since this report was generated.  
Submitted for compliance with Local Government Code Sec. 114.026 subsection (c)

Fund	Cash				Investments			
	Opening GL Balance	GL Debit	GL Credit	GL Ending Balance	Opening GL Balance	GL Debit	GL Credit	GL Ending Balance
10000 - General Fund	\$21,056,872.31	\$39,702,727.06	-\$40,301,375.61	\$20,458,223.76	\$85,964,603.63	\$2,810,793.10	-\$12,000,000.00	\$76,775,396.73
10100 - General Fund - Construction	\$0.00	\$914,749.24	-\$479,506.75	\$435,242.49				
10200 - Juv Prob Fees	\$58,538.27	\$2,107.92	-\$3,040.53	\$57,605.66				
10300 - Unclaimed Juvenile Restitution	\$11,208.00	\$0.00	\$0.00	\$11,208.00				
10400 - Env Health-Retail Food Permits	-\$56,309.74	\$98,958.16	-\$35,153.94	\$7,494.48				
10500 - District Clerk Contingency	\$456,427.88	\$3,582.54	-\$1,880.19	\$458,130.23	\$267,998.43	\$6.12	\$0.00	\$268,004.55
10600 - Fire Training Field	\$15,413.62	\$0.40	-\$243.18	\$15,170.84				
10700 - Parks Special Events	\$16,434.38	\$100.43	\$0.00	\$16,534.81				
10710 - Parks SFA Special Projects	\$4,387.82	\$760.22	-\$58.40	\$5,089.64				
10850 - CPS-Donations	\$22,560.91	\$140.59	-\$225.88	\$22,475.62				
10900 - CPS-Bikes & Bears								
20000 - Road and Bridge Non-Construct	\$3,953,072.91	\$1,996,548.77	-\$4,563,922.91	\$1,385,698.77	\$14,282,120.87	\$502.15	\$0.00	\$14,282,623.02
20500 - Road and Bridge Construction	\$66,608.56	\$767,303.19	-\$1,011,262.28	-\$177,350.53				
30000 - USDA-WIC								
30100 - HHSC Women Infants & Children	-\$217,178.24	\$167,359.40	-\$203,609.61	-\$253,428.45				
30200 - USDA-WIC Peer Counseling								
30300 - USDA-WIC Registered Diet								
30400 - USDA-WIC Lactation Reimb.								
30502 - HHS-PPCPS-CRI	-\$16,141.80	\$33,023.55	-\$19,883.25	-\$3,001.50				
30600 - HHS-RLSS-LPHS	-\$4,270.71	\$5,774.20	-\$6,888.30	-\$5,384.81				
30701 - HHS-CPS/HCID-PHEP								
30702 - HHS-CPS/UNIQUE								
30705 - HHS-PPCPS-HAZARDS	-\$22,485.83	\$25,367.86	-\$42,372.82	-\$39,490.79				
30706 - 2017 Hur Public Hlth Crisis R	-\$646.99	\$1,293.98	-\$646.99	\$0.00				
30707 - COVID-19 Health Grant	-\$69,654.27	\$10,386.01	-\$11,768.10	-\$71,036.36				
30708 - COVID19-2 Health Grant	-\$33,279.70	\$53,117.07	-\$45,822.48	-\$25,985.11				
30709 - COVID-19 Vaccination Capacity	-\$47,796.39	\$0.00	-\$20,973.55	-\$68,769.94				
30710 - HHS-INFECTIOUS_DIS_CONTRL_UNIT	-\$13,048.78	\$21,350.24	-\$17,675.11	-\$9,373.65				
30712 - COVID-PH Workforce Capacity	\$0.00	\$53,750.51	-\$99,892.99	-\$46,142.48				
30800 - HHS-CPS-Title IV-E-FCM	-\$42,074.48	\$42,945.48	-\$38,294.09	-\$37,423.10				
30850 - HHS-CPS-Title IV-E Legal Svcs	-\$816,367.79	\$68,762.02	-\$157,293.69	-\$904,899.46				
30900 - HHS-TJPC-Title IV-E FosterCare								
31100 - DHS-Repelitive Flood Claims								
31300 - DHS-Buffer Zone Protection	\$13,729.21	\$0.00	\$0.00	\$13,729.21				
31500 - DHS-St Homeland Sec-UASI	-\$35,345.04	\$891.85	-\$222.00	-\$34,675.19				
31501 - DHS-St-UASI-M&A	-\$3,037.73	\$387.29	-\$983.60	-\$3,634.04				
31600 - DHS-St Homeland Security	\$500.00	\$0.00	\$0.00	\$500.00				
32000 - HUD-FY20-Section 8 CARES	\$162,373.77	\$4.25	\$0.00	\$162,378.02				
32005 - HUD-FY05-Section 8 Housing-ADM								
32006 - HUD-FY06-Section 8 Housing-ADM	\$104,600.66	\$2.74	\$0.00	\$104,603.40				
32007 - HUD-FY07-Section 8 Housing-ADM								
32008 - HUD-FY08-Section 8 Housing-ADM	\$39,471.66	\$1.03	\$0.00	\$39,472.69				
32009 - HUD-FY09-Section 8 Housing-ADM	\$86,567.21	\$2.27	\$0.00	\$86,569.48				
32010 - HUD-FY10-Section 8 Housing-ADM	\$125,431.25	\$3.28	\$0.00	\$125,434.53				
32011 - HUD-FY11-Section 8 Housing-ADM	\$94,006.59	\$2.46	\$0.00	\$94,009.05				
32012 - HUD-FY12-Section 8 Housing-ADM	\$37,297.05	\$0.98	\$0.00	\$37,298.03				
32013 - Section8-Adm	\$493,930.67	\$12.93	\$0.00	\$493,943.60				
32019 - HUD-2019-Section 8 Housing-ADM	\$1.22	\$0.53	\$0.00	\$1.75				
32020 - HUD-2020-Section 8 Housing-ADM	\$1,372.87	\$53.04	\$0.00	\$1,425.91				
32021 - HUD-2021-Section 8 Housing-ADM	\$59,566.09	\$143,181.89	-\$145,902.61	\$56,845.37				
32051 - HUD-FY21-Section 8-EHV-ADM	\$82,732.04	\$14,822.08	-\$24,021.61	\$73,532.51				
32113 - Section 8-HAP	\$197.00	\$0.00	\$0.00	\$197.00				
32119 - HUD-2019-Section 8 Housing-HAP	\$20,126.68	\$0.00	\$0.00	\$20,126.68				
32120 - HUD-2020-Section 8 Housing-HAP	-\$6,998.38	\$53.00	-\$0.18	-\$6,945.56				
32121 - HUD-2021-Section 8 Housing-HAP	-\$6,871.48	\$664,375.00	-\$676,438.50	-\$18,934.98				
32151 - HUD-FY21-Section 8-EHV-HAP	\$45,653.08	\$48,511.63	-\$31,746.00	\$62,418.71				
32211 - HUD-CDBG-2011								
32212 - HUD-CDBG-PY2012								
32213 - CDBG	-\$20,820.80	\$784,716.76	-\$775,135.59	-\$11,239.63				
32214 - HOME	-\$11,579.22	\$100,238.22	-\$88,662.53	-\$3.54				
32215 - ESG	\$12.04	\$12,039.37	-\$14,421.32	-\$2,369.91				
32600 - HUD-Texas CDBG								
32610 - HUD-2016 Flood GLO	-\$72,048.57	\$13,524.17	-\$8,620.63	-\$67,145.03				
32620 - HUD-Harvey GLO	-\$6,786.27	\$412.18	-\$825.80	-\$7,199.89				
33200 - USDOJ-Crime Vict Assist-VOCA	-\$16,934.44	\$26,912.17	-\$26,786.51	-\$16,808.78				
33250 - USDOJ-CSCD-Victim Svcs Prg								
33251 - USDOJ-CSCD-VSP	-\$1,740.24	\$870.21	-\$870.12	-\$1,740.15				
33300 - USDOJ-Drug Court Program	-\$9,016.45	\$8,257.92	-\$1,818.56	-\$2,577.09				
33310 - USDOJ-DWI Court Program	-\$11,009.68	\$7,749.31	-\$1,933.82	-\$5,194.18				
33320 - USDOJ-Veterans Court Program	-\$6,229.56	\$2,607.91	-\$1,172.50	-\$4,794.15				
33330 - USDOJ-Domestic Violence Court	-\$43,578.14	\$28,838.10	-\$13,669.25	-\$28,409.29				
33410 - USDOJ-CESF Grant								



Fund	Cash				Investments			
	Opening GL Balance	GL Debit	GL Credit	GL Ending Balance	Opening GL Balance	GL Debit	GL Credit	GL Ending Balance
33420 - USDOJ-COVID-19 Mitigation								
33500 - USDOJ-DEA-Narcotics OT Exp	-\$1,506.77	\$4,822.18	-\$2,411.09	\$904.32				
33510 - USDOJ-Organized Crime Drug Enf								
33900 - USDOJ-SCAAP	\$138,925.96	\$3.64	\$0.00	\$138,929.60				
34105 - TPW-HRPC-COL BOTTOMLAND PROJ	-\$375,369.25	\$4,893.23	-\$12,862.26	-\$383,338.28				
34106 - TPW-Resoft Park Trail Dvlpmt	-\$176,786.76	\$0.00	\$0.00	-\$176,786.76				
34107 - TPW-Follets Island-Parking Lot	\$0.00	\$0.00	-\$21,422.36	-\$21,422.36				
34200 - DOI-Parks Boating Access								
34250 - DOI-Swan Lake Boat Ramp								
34400 - USDOT-CR 257 Repairs								
34600 - FEMA - Flood Disaster 2015								
34610 - FEMA - Flood Disaster 2016	\$40,339.70	\$0.00	\$0.00	\$40,339.70				
34615 - FEMA-Harvey 2017	\$656,606.51	\$0.00	\$0.00	\$656,606.51				
34616 - FEMA-Hazard Mitigation Grant P	-\$2,075,683.57	\$541,193.19	-\$435,037.89	-\$1,969,528.27				
34619 - Fema - Flood Disaster 2019	\$0.00	\$78,384.84	-\$78,384.84	\$0.00				
34620 - CARES-Coronavirus Relief Fund	\$0.00	\$0.00	-\$0.72	-\$0.72				
34621 - FEMA-Laura 2020	-\$348,899.99	\$347,865.41	\$0.00	-\$1,034.58				
34622 - FEMA-Beta 2020	-\$19.37	\$0.00	\$0.00	-\$19.37				
34623 - FEMA-DR4485TX COVID19 Pandemic	-\$2,118,220.65	\$25,420.91	-\$134,186.74	-\$2,226,986.48				
34624 - FEMA Winter Storm-inc pd 2.11	-\$760,773.28	\$0.00	-\$46.81	-\$760,820.09				
34625 - FEMA-Nicholas 2021	\$0.00	\$454,711.44	-\$839,306.22	-\$384,594.78				
34700 - IMLS-Library Mobile Proj Rnd 2								
34710 - FCC-E-Rate Library Program	-\$191,463.91	\$0.00	\$0.00	-\$191,463.91				
34715 - FCC-E-Rate Library Program	-\$30,500.74	\$180,486.24	-\$20,668.15	\$129,317.35				
34820 - USDC-SLP Dune Walkover								
34850 - USTREAS-Restore Act Projects	-\$730,372.22	\$52,452.09	-\$605,910.35	-\$1,283,830.48				
34851 - Emergency Rental Assistance	\$4,499,745.17	\$2,311.71	-\$649,540.43	\$3,852,516.45	\$6,000,103.27	\$137.43	\$0.00	\$6,000,240.70
34852 - Emergency Rental Assistance 2	\$1,579,249.92	\$0.00	\$0.00	\$1,579,249.92	\$2,000,034.45	\$45.81	\$0.00	\$2,000,080.26
34855 - American Rescue Plan-2021CLFRF	\$6,215,795.47	\$1,272.79	-\$3,391.37	\$6,213,676.89	\$30,001,316.69	\$687.18	\$0.00	\$30,002,003.87
34860 - DOI-Parks - CIAP Grant								
34880 - TXDOT-SH288 Truck Weigh Staln								
34881 - TXDOT-CR58 PH II (CSJ304)	-\$1,253,492.42	\$552,497.74	-\$42,085.32	-\$743,080.00				
34882 - TXDOT-CR59 (CSJ 305)	-\$1,008,857.78	\$70,840.61	-\$85,696.46	-\$1,023,713.63				
34883 - TXDOT-CR101 Widening (CSJ303)	-\$8,918,406.21	\$66,705.62	-\$25,209.43	-\$8,876,910.02				
34890 - USDA NRCS Oyster Creek Ditch10	\$0.00	\$1,088,908.32	-\$1,088,908.32	\$0.00				
34912 - USDOT-1212ANGLE-Wildlife								
34913 - TXDOT 1312ANGLE-APRON								
34925 - TXDOT - CARES 20CRANGLE	\$0.00	\$69,000.00	-\$69,000.00	\$0.00				
35000 - TJJJ-State Aid	\$37,157.27	\$62,794.57	-\$164,739.43	-\$64,787.59				
35650 - TJJC-JAEP-Boot Camp-8/31	-\$701,753.41	\$55,362.57	-\$121,574.28	-\$767,965.12				
35660 - TJPD-JAEP Discretionary	\$0.00	\$7,140.09	-\$3,570.00	\$3,570.09				
35800 - TJJC-JAEP-Boot Camp-7/31								
35900 - TJJJ-Mental Health Services								
35950 - TJJJ-RDA-RegDiversionAlt-"R"	\$276.53	\$0.00	\$0.00	\$276.53				
36000 - TCEQ-Follets Island Conserv PI								
36150 - H-GAC-Tire Collection Grant	-\$12,690.50	\$12,690.50	\$0.00	\$0.00				
36400 - TCEQ-Local Initiatives Prg	\$0.00	\$506,340.97	-\$506,340.97	\$0.00				
36410 - Texas Veterans Treatment Crt	-\$26,225.22	\$30,319.30	-\$17,525.50	-\$13,431.42				
36601 - GLO-HRPC-COL BOTTOMLANDS EDUC	-\$3,733.00	\$0.00	\$0.00	-\$3,733.00				
36602 - GLO-CEPRA-SLP	\$15,036.50	\$0.00	\$0.00	\$15,036.50				
36605 - GLO-Beach User Fees	-\$680,815.56	\$17,242.09	-\$78,005.53	-\$741,579.00				
36801 - TXDOT-CR 48 PROJECT								
36802 - TXDOT-CTIF(Cty Trans Infr Fnd)	-\$123,599.73	\$0.00	\$0.00	-\$123,599.73				
37000 - OAG-VAG Grant	-\$11,828.52	\$21,337.07	-\$16,341.03	-\$6,832.48				
37100 - OAG-TEXAS VINE CONTR	-\$7,530.63	\$15,061.26	-\$15,061.26	-\$7,530.63				
37200 - DFPS-CPS-Title IV-B-Concr Svc	\$0.00	\$400.00	-\$400.00	\$0.00				
37300 - TDHCA-Amy Young Barrier Remova								
37400 - TDH-Immunization	-\$26,114.75	\$44,074.72	-\$40,618.48	-\$22,658.51				
37800 - OAG-Regional Juv Mental Hlth S	-\$800.00	\$1,200.00	-\$400.00	\$0.00				
37913 - TXDOT-M312ANGLE-FY13RAMP								
37914 - TXDOT-M212ANGLE-FY14RAMP								
37916 - TXDOT-M1612ANGL-FY16RAMP								
37917 - TXDOT-FY17RAMP								
37918 - TXDOT-FY18RAMP								
37919 - TXDOT-FY19RAMP								
37920 - TXDOT-FY20RAMP	\$0.00	\$100,000.00	-\$100,000.00	\$0.00				
37921 - TXDOT-FY21RAMP	-\$42,696.58	\$17,200.00	-\$47,125.04	-\$72,621.62				
37950 - TXDOT-Airport Layout-19MPANGLE								
38000 - Fire Code Inspection & Permit	-\$548,526.95	\$83,305.54	-\$164,123.05	-\$629,344.46				
38010 - Economic Development Tax Abate	\$2,006.74	\$1,000.08	\$0.00	\$3,006.82				
38020 - BC Industrial Development Corp	\$2,513.83	\$0.00	\$0.00	\$2,513.83				
38100 - Vital Statistics Fee	\$70,390.13	\$2,290.76	-\$1,069.05	\$71,611.84				
38110 - Records Mgmt-Co.Clk-Recording	\$1,772,010.52	\$163,443.14	-\$95,734.65	\$1,839,719.01	\$960,281.40	\$21.97	\$0.00	\$960,303.37
38120 - Records Archive-Co Clk	\$1,409,963.24	\$164,893.09	-\$99,828.59	\$1,475,027.74				
38130 - Records Mgmt-Co.Clk-Criminal	\$46,608.73	\$4,472.73	-\$1,982.34	\$49,099.12				
38200 - Civ,Crim,Prob Records Mgmt	\$232,453.02	\$1,522.02	-\$4,164.58	\$229,810.46	\$316,848.82	\$7.28	\$0.00	\$316,856.10
38210 - County Graffiti Eradication	\$2,748.10	\$0.07	\$0.00	\$2,748.17				
38220 - Cnty,District Court Technology	\$107,455.04	\$1,162.01	-\$496.54	\$108,120.51				
38230 - Record Preservation-CtyClk	\$80,076.84	\$5,777.91	-\$2,980.00	\$82,874.75				
38240 - Cnty, District Specialty Court	\$49,478.07	\$5,409.81	-\$2,327.43	\$52,560.45				
38300 - Child Abuse Prevention Fund	\$21,016.46	\$507.16	-\$208.40	\$21,315.22				
38310 - Family Protection Fund	-\$1,788.88	\$3,541.15	-\$1,920.00	-\$167.73				
38320 - Records Management-Dist. Clk.	\$25,313.12	\$8,006.73	-\$9,805.92	\$23,513.93				
38330 - Records Archive-District Clerk	\$70,757.28	\$9,883.15	-\$7,844.33	\$72,796.10				
38340 - Record Preservation-DistClk	\$1,617.64	\$8,556.83	-\$5,067.98	\$5,106.49				



Fund	Cash				Investments			
	Opening GL Balance	GL Debit	GL Credit	GL Ending Balance	Opening GL Balance	GL Debit	GL Credit	GL Ending Balance
38350 - Records Technology - DC	\$31,171.19	\$3,463.76	-\$2,057.24	\$32,577.71				
38400 - Justice Crt Building Security	-\$137,935.11	\$200,332.81	-\$59,895.16	\$2,502.54				
38410 - Justice Court Technology Fund	\$516,918.09	\$6,341.85	-\$3,169.06	\$520,090.88				
38500 - Courthouse Security	\$536,252.71	\$25,671.03	-\$13,218.40	\$548,705.34				
38600 - LEOSE	\$142,679.54	\$7.46	-\$43.73	\$142,643.27				
38710 - D A Hot Check Collection	\$9,687.39	\$455.00	-\$486.39	\$9,656.00				
38720 - D A Supplemental	\$4,681.95	\$18,031.32	-\$23,882.16	-\$1,168.89				
38730 - D A Forfeiture, CCP Chapter 59	\$105,672.94	\$52,437.92	-\$11,973.11	\$146,137.74				
38810 - Voter Registration	-\$16,888.98	\$66.20	-\$1,263.91	-\$18,086.69				
38820 - Special Inv,Dealer Escrow-Tax	\$74,968.28	\$5,126.37	-\$4,868.30	\$75,226.35	\$31,303.55	\$0.69	\$0.00	\$31,304.24
38830 - Scofflaw Fees, TTC Sect 502.01	\$1,825.68	\$20.05	\$0.00	\$1,845.73				
38910 - Election Services Contract	\$80,762.67	\$18,052.41	-\$1,743.15	\$97,071.93				
38920 - Elections - HAVA Equip. Rental	\$600,532.42	\$15.72	-\$6,550.00	\$593,998.14				
38930 - Elections-CARES HAVA	\$0.01	\$0.00	\$0.00	\$0.01				
39040 - Constable Pct 4 Forfeiture	\$2,036.23	\$0.00	\$0.00	\$2,036.23				
39100 - Sheriff Contraband Forfeiture	\$332,522.86	\$17.93	-\$6,739.62	\$325,801.17				
39110 - Braz Cnty Narcotics Task Force	\$553,325.63	\$103,964.14	-\$19,698.37	\$637,591.40				
39120 - Sheriff Commissary Fund	\$552,493.04	\$174,219.98	-\$144,994.47	\$581,718.56				
39130 - Sheriff-Federal Forfeiture	\$205,540.13	\$5.19	-\$7,144.40	\$198,400.92				
39200 - Juvenile Case Manager Fund	\$10,044.12	\$38.20	-\$17.58	\$10,064.74				
39210 - Bond & Occupational LSF	\$2,752.53	\$7,907.42	-\$15,192.60	-\$4,532.65				
39300 - Reliant Energy CARE Program	\$8,986.40	\$0.00	-\$439.95	\$8,546.45				
39310 - UnitedWay-Emergency Assistance	\$5.60	\$0.00	\$0.00	\$5.60				
39315 - Rebuild Texas Fund								
39390 - SETH-SE TX Housing Fln. Corp.								
39410 - Library-Special Projects	\$276,311.43	\$407.14	-\$149.08	\$276,569.49				
39500 - SEP-Wastewater-EnvHlth-TCEQ	-\$9,285.78	\$0.00	\$0.00	-\$9,285.78				
39600 - SEP-Parks-TCEQ								
39610 - Parks Improvements								
39615 - TPW Foundation-Grt TX Birding	\$1,165.60	\$0.00	\$0.00	\$1,165.60				
39620 - Shoreline Rest. Task Force	\$38,078.07	\$1.00	\$0.00	\$38,079.07				
39630 - 2006 GoM Energy Security Act	\$2,912,253.09	\$74.62	-\$59,962.91	\$2,852,364.80				
39700 - Lateral Road Fund								
39710 - Road & Bridge, Ch 152, Tx Code								
39720 - Special Projects								
39764 - Riverside Est Spcl Assmt	-\$185,683.34	\$0.00	\$0.00	-\$185,683.34				
39765 - Briar Meadows AmyLn Ross Rd SA	-\$175,025.14	\$200.00	\$0.00	-\$174,825.14				
39766 - Twin Lakes Assmt	-\$99,874.89	\$2,808.00	\$0.00	-\$97,066.89				
39767 - Greenhouse Rd Spec Assessment	-\$9,873.10	\$0.00	\$0.00	-\$9,873.10				
39768 - Old Coffee Plantation Sp Asses	-\$48,498.68	\$0.00	\$0.00	-\$48,498.68				
39772 - Pinetree Trail Rd Spec Assess	-\$21,227.00	\$0.00	\$0.00	-\$21,227.00				
39773 - Lakeside Drive Rd Spec Assess	-\$4,136.30	\$0.00	\$0.00	-\$4,136.30				
39774 - Forest Loop Special Assessment	-\$5,250.65	\$0.00	\$0.00	-\$5,250.65				
39775 - River Road (CR31a) Spec Assess	-\$5,249.00	\$0.00	\$0.00	-\$5,249.00				
39776 - Mustang Spur Spec Assess	\$0.00	\$12,180.67	\$0.00	\$12,180.67				
39800 - Law Library	\$65,227.76	\$111,632.38	-\$51,757.56	\$125,102.58	\$117,830.32	\$2.74	\$0.00	\$117,833.06
39900 - Mosquito Control District	\$747,552.14	\$90,267.00	-\$232,368.72	\$605,450.42	\$386,528.87	\$8.86	\$0.00	\$386,537.73
40000 - 2012 Gen Oblig Rfd (2003 CO)								
41000 - 2016 Limited Tax Rfd (2006 CO)	\$608,865.40	\$1,897.68	-\$225.67	\$610,537.41	\$487,991.65	\$11.18	\$0.00	\$488,002.83
42000 - 2012 Cert of Oblig-I,S	\$348,843.76	\$4,966.41	-\$1,082.33	\$352,727.84				
42100 - 2018 Cert of Oblig-I,S	\$357,826.46	\$3,153.37	-\$852.07	\$360,127.76				
42200 - 2021 CO-Courthouse Campus I,S	\$3,066,930.35	\$3,770.83	-\$350.16	\$3,070,351.02				
43000 - Tax Notes, Series 2013 I&S								
44000 - Toll Road-SH288-I&S	\$2,042,619.64	\$252,094.26	-\$1,644,272.40	\$650,441.50				
45000 - Road Bonds-Mobility-I,S	\$2,033,031.89	\$6,263.17	-\$1,709.33	\$2,037,585.73	\$877,186.99	\$20.08	\$0.00	\$877,207.07
45100 - Mobility-BuildAmerica-I,S								
51000 - 2006 Certificate of Obligation								
52000 - 2012 Cert of Oblig,C,M	\$0.00	\$19,883,930.80	-\$19,883,930.80	\$0.00	\$0.00	\$14,981,586.16	-\$14,981,586.16	\$0.00
52100 - 2018 Cert of Oblig,C,M	\$225,144.91	\$5.89	\$0.00	\$225,150.80	\$3,605,994.32	\$82.58	\$0.00	\$3,606,076.90
52201 - 2022 EOC State Allocation	\$0.00	\$15,000,000.00	-\$10,000,000.00	\$5,000,000.00				
53000 - Tax Notes, Series 2013 C&M								
54000 - Toll Road-SH288-C & M	\$2,197,349.75	\$16.62	-\$83,921.33	\$2,113,445.04	\$14,085,081.40	\$493.79	\$0.00	\$14,085,575.19
55000 - Mobility Plan	-\$645,111.66	\$0.00	-\$6.12	-\$645,117.78				
57000 - Hwy 6 ROW Acquisition-C,M								
57200 - Ring of Honor	\$55,008.50	\$116.44	\$0.00	\$55,124.94				
60500 - Airport Operating	-\$1,701,807.50	\$341,374.48	-\$411,380.90	-\$1,771,813.92				
61000 - BCTRA O&M SH288	\$5,488,740.39	\$2,919,345.75	-\$2,138,140.65	\$6,269,945.49				
61100 - Braz Cnty Toll Rd-Preliminary	-\$13,774.25	\$13,774.25	\$0.00	\$0.00				
64000 - BCTRA FM518 PEDC-SH288	\$416,749.54	\$2,947,103.80	-\$2,947,103.20	\$416,750.14				
64100 - BCTRA Contributions-SH288								
64200 - BCTRA FM518 TXDOT-SH288	-\$894,149.60	\$11,291,378.67	-\$11,103,800.74	-\$706,571.67				
71000 - Health Care Benefits	\$3,366,609.67	\$946,231.29	-\$1,171,639.81	\$3,141,201.15	\$6,000,109.82	\$137.43	\$0.00	\$6,000,247.25
72000 - Employee Health Clinic	\$35,388.05	\$3,570,618.92	-\$3,533,353.01	\$72,653.96				
73000 - Insurance Reserve	\$310,379.12	\$8.11	-\$723.37	\$309,663.86	\$898,629.45	\$20.57	\$0.00	\$898,650.02
81000 - B Cnty Groundwater Conserv Dist	\$1,704,678.33	\$50,145.56	-\$81,920.56	\$1,672,903.33				
81100 - Braz Cnty Toll Road Authority								
81500 - CSCD-Sub Abuse-Outpatient-DP	-\$169,798.83	\$101,818.53	-\$101,463.03	-\$169,443.33				
81600 - CSCD-TAIP Treatment Alter.	\$3,782.08	\$48,096.00	-\$26,595.00	\$25,283.08				
81700 - CSCD-Mental Health Caseloads	-\$13,226.53	\$64,916.44	-\$51,979.14	-\$289.23				
81800 - CSCD-Supervision Program	\$1,348,610.02	\$1,048,128.86	-\$1,029,078.97	\$1,367,659.91				
81850 - CSCD-Evidence Based Assessment								
81900 - CSCD-Comm Corr-Op Hab Caseload	\$256,650.63	\$212,288.17	-\$129,487.30	\$339,451.50				
82000 - CSCD-Comm Corr-Life								
82100 - CSCD-Comm Corr-Sex Offender	\$10,053.52	\$85,343.78	-\$61,518.18	\$33,879.12				
82200 - CSCD-Comm Corr-Substance Abuse	-\$0.00	\$29,841.80	-\$29,841.80	\$0.00				

Fund	Cash				Investments			
	Opening GL Balance	GL Debit	GL Credit	GL Ending Balance	Opening GL Balance	GL Debit	GL Credit	GL Ending Balance
82300 - CSCD-Operation Habilitation DP	\$8,519.99	\$65,260.34	-\$44,230.30	\$29,550.03				
82400 - CSCD-New Caseload Reduction-DP								
82500 - CSCD-DP30 Sub Abuse Trt Pgrm	-\$111,259.05	\$196,944.04	-\$143,478.04	-\$57,793.05				
88000 - Trust & Agency								
88200 - Brazos Mall								
88300 - SH288 @ CR 56 Overpass								
89000 - Historical Commission	\$1,467.79	\$0.04	\$0.00	\$1,467.83	\$14,427.64	\$0.31	\$0.00	\$14,427.95





**BRAZORIA COUNTY**  
**Investment Data Summary**  
**September 2021**

Type Breakdown:	Book Value	Percent	Wtd Avg Mat	Wtd Avg Yield
LGIP	130,996,195.65	65.95%	1	0.035
Agency	12,000,000.00	6.04%	890	0.333
Cash	55,647,706.21	28.01%	1	0.050
	<b>198,643,901.86</b>	<b>100.00%</b>	<b>55</b>	<b>0.057</b>

Issuer Breakdown:	Book Value	Percent	Wtd Avg Mat	Wtd Avg Yield
FNMA				
FHLB	8,000,000.00	4.03%	931	0.383
FHLMC	-			
-	-			
FFCB	4,000,000.00	2.01%	840	0.230
-	-			
TexPool	75,071,390.38	37.79%	1	0.028
Texas Class	55,924,805.27	28.15%	1	0.044
Depository	55,647,706.21	28.01%	1	0.050
	<b>198,643,901.86</b>	<b>100.00%</b>	<b>55</b>	<b>0.057</b>

Fund Breakdown:	Book Value	Percent	Wtd Avg Mat	Wtd Avg Yield
10000	12,000,000.00	6.04%	890	0.333
20500	-			
997	75,071,390.38	37.79%	1	0.028
998	55,924,805.27	28.15%	1	0.044
999	55,647,706.21	28.01%	1	0.050
	<b>198,643,901.86</b>	<b>100.00%</b>	<b>55</b>	<b>0.057</b>

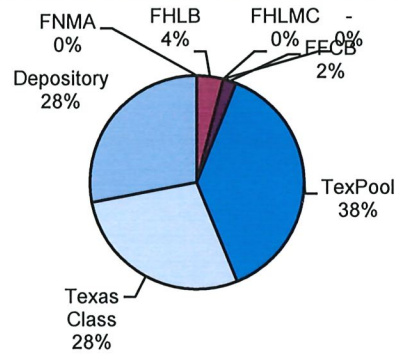
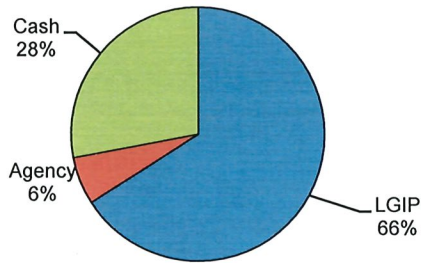
Maturity Breakdown:	Book Value	Percent
Less Than 90 Days	186,643,901.86	93.96%
90 to 180 Days	-	0.00%
181 to 365 Days	-	0.00%
More Than 365 Days	12,000,000.00	6.04%
	<b>198,643,901.86</b>	<b>100.00%</b>

**BRAZORIA COUNTY**  
**Investment Summary Report**  
**For the Period Ending 09/30/2021**

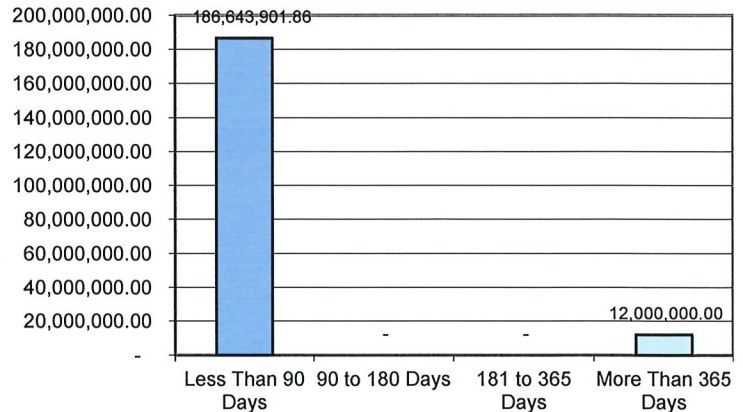
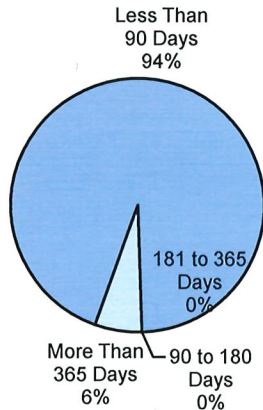
Total Portfolio Summary			
	Current Month 09/30/21	Prior Month 8/31/2021	Change From Prior
Book Value	198,643,901.86	199,149,673.28	(505,771.42)
Market Value	198,648,901.86	199,145,273.28	(496,371.42)
Market Value%	100.00%	100.00%	0.00%
Weighted Average Maturity - Days	55 days	67 days	(12)
Weighted Average Yield	0.057%	0.06%	-0.01%

Portfolio Composition by Fund			
Fund Name	9/30/2021 Book Value	Wtd Avg Yield	Wtd Avg Maturity
10000	12,000,000.00	0.333%	890
20500	-		0
997	75,071,390.38	0.028%	1
998	55,924,805.27	0.044%	1
999	55,647,706.21	0.050%	1
<b>TOTALS:</b>	<b>198,643,901.86</b>	<b>0.057%</b>	<b>55 days</b>

Portfolio Composition by Security Type	Portfolio Composition by Issuer
--	---------------------------------



Maturity Distribution
-----------------------





### Monthly Interest Earned for Fiscal Year 2021

	Oct	Nov	Dec	1st Qtr	Jan	Feb	Mar	2nd Qtr	April	May	June	3rd Qtr	July	August	Sept	4th Qtr	Ann Earned
BANK	24,302.33	24,093.11	17,690.12	66,085.56	29,476.55	21,004.18	20,453.62	70,934.35	25,216.68	26,108.68	(1,018.54)	50,306.82	1,983.37	1,635.84	1,596.67	5,215.88	192,542.61
TEXPOOL	3,550.27	3,238.64	3,945.87	10,734.78	3,955.66	2,591.08	1,194.99	7,741.73	708.09	572.66	878.03	2,158.78	1,345.14	1,521.16	1,806.77	4,673.07	25,308.36
Texas Class	9,721.38	5,794.72	5,591.84	21,107.94	6,357.06	5,980.81	6,507.34	18,845.21	5,031.50	4,853.88	3,661.83	13,547.21	3,807.39	2,831.58	2,162.95	8,801.92	62,302.28
Agencies	0.00	0.00	0.00	0.00	21,250.00	6,750.00	0.00	28,000.00	2,700.00	0.00	0.00	2,700.00	0.00	8,750.00	9,063.89	17,813.89	48,513.89
<b>Total Per Mo.</b>	<b>37,573.98</b>	<b>33,126.47</b>	<b>27,227.83</b>	<b>97,928.28</b>	<b>61,039.27</b>	<b>36,326.07</b>	<b>28,155.95</b>	<b>125,521.29</b>	<b>33,656.27</b>	<b>31,535.22</b>	<b>3,521.32</b>	<b>68,712.81</b>	<b>7,135.90</b>	<b>14,738.58</b>	<b>14,630.28</b>	<b>36,504.76</b>	<b>328,667.14</b>

I certify that to the best of my knowledge the above is true and correct.

*Cathy Campbell*

Cathy Campbell, CCT, CIO  
Brazoria County Treasurer



	Oct	Nov	Dec	1st Qtr	Jan	Feb	Mar	2nd Qtr	April	May	June	3rd Qtr	July	August	Sept	4th Qtr	Ann Avg
BANK	0.70%	0.70%	0.70%	0.70%	0.70%	0.70%	0.70%	0.70%	0.70%	0.70%	0.05%	0.48%	0.05%	0.05%	0.05%	0.05%	0.48%
TEXPOOL	0.13%	0.12%	0.09%	0.12%	0.08%	0.04%	0.02%	0.05%	0.01%	0.01%	0.01%	0.01%	0.02%	0.02%	0.03%	0.02%	0.05%
TEXAS CLASS	0.18%	0.15%	0.14%	0.16%	0.13%	0.11%	0.11%	0.12%	0.08%	0.08%	0.06%	0.07%	0.06%	0.05%	0.04%	0.05%	0.10%



# Monthly Newsletter: October 2021

## ANNOUNCEMENTS

We welcome the following entities who joined TexPool in September 2021:

**TexPool**  
Missouri City Management District 1

CLLMUD1

Texas Political Subdivisions Joint Self-Insurance Fund

**TexPool Prime**

Texas Political Subdivisions Joint Self-Insurance Fund

VIA Metropolitan Transit

### Upcoming Events

October 12, 2021 - October 15, 2021  
Texas Association of County Auditors Fall Conference  
Corpus Christi, TX

### TexPool Advisory Board Members

David Garcia  
Jerry Dale  
Patrick Krishnok  
Belinda Weaver  
Deborah Laudermilk  
Oversen by the State of Texas Comptroller of Public Accounts Glenn Hegar  
Operated under the supervision of the Texas Treasury Safekeeping Trust Company

## Economic and Market Commentary: Capitol expenditures

October, 2021

One of the more routine processes Congress makes has become politicized again. After a deal to suspend the federal debt limit failed in the last week of September, investors, financial institutions, investment managers and the Treasury have realized they will have to be the adults in the room. But even if this drama continues for a few more weeks, we can't emphasize enough there is only an extremely low chance the U.S. government will default. We fully expect there to be no change in the vast Treasury market and are confident the liquidity it provides will remain intact.

Our confidence is bolstered by how the Federal Reserve has prepared for any dislocations in short-term borrowing by doubling the counterparty limit available in the Reverse Repo Program (RRP). It now stands at \$160 billion per participant—a huge increase. In spring, the total of all transactions was below \$100 billion. Also, the White House has increased its pressure. Treasury Secretary Janet Yellen told Congress she has targeted Oct. 18 as the date the government might not be able to pay its bills if lawmakers don't suspend or raise the debt ceiling. Most cash managers, including us, are increasing liquidity and adjusting the duration composition of portfolios to maneuver around that date.

(continued page 6)

### Performance as of September 30, 2021

	TexPool	TexPool Prime
Current Invested Balance	\$22,083,020,484	\$8,921,880,770
Weighted Average Maturity**	37 Days	48 Days
Weighted Average Life**	101 Days	56 Days
Net Asset Value	1.00011	1.00003
Total Number of Participants	2,665	449
Management Fee on Invested Balance	0.0450%	0.0550%
Interest Distributed	\$507,335.83	\$467,626.73
Management Fee Collected	\$818,640.25	\$359,631.49
Standard & Poor's Current Rating	AAAm	AAAm
Month Averages		
Average Invested Balance	\$22,133,622,862	\$9,062,863,003
Average Monthly Rate*	0.02%	0.06%
Average Weighted Average Maturity**	34	53
Average Weighted Average Life**	96	62

\*This average monthly rate for TexPool Prime for each date may reflect a waiver of some portion or all of each of the management fees.

\*\*See page 2 for definitions.

Past performance is no guarantee of future results.

Phone: 1-866-TEXPOOL (839-7666) • Fax: 1-866-839-3291 • TexPool.com

© 2021 Federated Hermes, Inc.

G35854-24 (10/21)



Managed and Serviced by

PRSRFT STD  
U.S. POSTAGE  
PAID  
AUSTIN, TX  
PERMIT NO. 1284



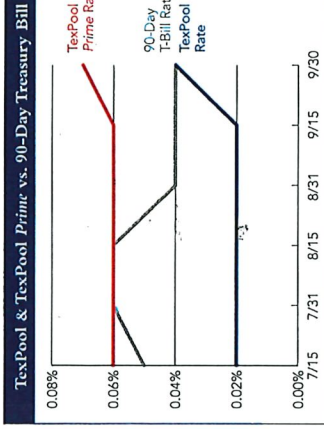
Participant Services  
1001 Texas Ave. Suite 1150  
Houston, TX 77002

MS. CATHY CAMPBELL  
BRAZORIA COUNTY  
111 E LOCUST ST STE 305  
ANGLETON TX 77515-4677



T3 P1

461



90-Day Treasury Bill is a short-term debt instrument backed by the national government. These are used to collect immediate cash to meet outstanding obligations.

Any private investor can invest in a Treasury bill. The 90-Day Treasury Bill is a weighted average rate of the weekly auctions of 90-Day Treasury Bills.

Past performance is no guarantee of future results.

The Fed was in the news for two different issues in September. The first was its Federal Open Market Committee meeting, with a result doubly positive. Half of the entire group of policymakers (18—at the time) projected the committee would raise the fed funds rate in late 2022, a few months earlier than prior estimates. Chair Powell also gave strong indication they would authorize a reduction in the \$20 billion per month asset purchase program in November. To be sure, these are incremental steps, but they further establish the upward trend that started quietly in June when the Fed raised the floor of the RRP. We expect the yield curve to steepen when the Treasury can issue new debt and as the economy heals further.


Powell had to deal with an unpleasant situation later in the month when two regional presidents resigned on the same day—an astonishing development for an institution that prides itself on stability and high ethics. Eric Rosengren (Boston) and Robert Kaplan (Dallas) both made significant trades last year while involved in decisions about the Fed's interventions in the market. The departures leave three openings (the other being on the board of governors).

At the end of August, yields on 1-, 3-, 6- and 12-month U.S. Treasuries were 0.05%, 0.04%, 0.05% and 0.08%, respectively. The 1-, 3-, 6- and 12-month London interbank offered rates (Libor) were 0.08%, 0.13%, 0.16% and 0.24%, respectively; and the weighted average maturities (WAMs) of TexPool and TexPool Prime were 37 and 48 days, respectively.



### Portfolio by Maturity (%)

As of September 30, 2021



### Portfolio by Type of Investment (%)

As of September 30, 2021



### Portfolio Asset Summary as of September 30, 2021

	Book Value	Market Value
Uninvested Balance	-\$23,696.68	-\$23,696.68
Receivable for Investments Sold	0.00	0.00
Accrual of Interest Income	12,100,012.01	12,100,012.01
Interest and Management Fees Payable	-507,331.66	-507,331.66
Payable for Investments Purchased	-59,812,816.34	-59,812,816.34
Accrued Expenses & Taxes	-27,225.65	-27,225.65
Repurchase Agreements	7,190,278,607.00	7,190,278,607.00
Mutual Fund Investments	1,334,074,000.00	1,334,074,000.00
Government Securities	3,722,711,956.69	3,722,711,956.69
US Treasury Bills	6,299,791,248.10	6,299,791,248.10
US Treasury Notes	3,586,025,368.88	3,586,025,368.88
<b>Total</b>	<b>\$22,083,020,484.24</b>	<b>\$22,084,918,225.77</b>

Market value of collateral supporting the Repurchase Agreements is at least 100% of the Book Value. The portfolio is managed by Federated Investment Counseling and the assets are safe kept in a separate custodial account at State Street Bank in the name of TexPool. The only source of payment to the Participants is the assets of TexPool. There is no secondary source of payment for the pool such as insurance or State guarantees. Should you require a copy of the portfolio, please contact TexPool Participant Services.

### Participant Summary

	Number of Participants	Balance
School District	599	\$5,846,604,540.62
Higher Education	60	\$1,193,545,132.57
County	194	\$2,795,573,784.01
Health Care	90	\$1,218,440,355.50
Utility District	854	\$3,407,444,397.64
City	484	\$6,302,442,180.20
Emergency Districts	98	\$292,103,047.87
Economic Development Districts	83	\$126,023,832.22
Other	203	\$902,311,519.13

### \*\*Definition of Weighted Average Maturity and Weighted Average Life

WAM is the mean average of the periods of time remaining until the securities held in TexPool (a) are scheduled to be repaid, (b) would be repaid upon a demand by TexPool, or (c) are scheduled to have their interest rate readjusted to reflect current market rates. Securities with adjustable rates payable upon demand are treated as maturing on the earlier of the two dates set forth in (b) and (c) if their scheduled maturity is 397 days or less, and the later of the two dates set forth in (b) and (c) if their scheduled maturity is more than 397 days. The mean is weighted based on the percentage of the amortized cost of the portfolio invested in each period. WAL is calculated in the same manner as WAM, but is based solely on the periods of time remaining until the securities held in TexPool (a) are scheduled to be repaid or (b) would be repaid upon a demand by TexPool, without reference to when interest rates of securities within TexPool are scheduled to be readjusted.



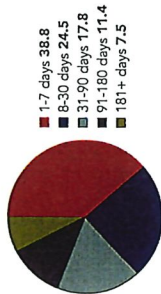
### Daily Summary

Date	Money Mkt. Fund Eqpt. (ISG/STBL)	Dividend Factor	TexPool Invested Balance	NAV	WAM Days	WAL Days
9/1	0.0245%	0.000000671	\$22,022,459,205.77	1.00010	31	94
9/2	0.0212%	0.000000581	\$22,211,068,988.36	1.00010	30	93
9/3	0.0237%	0.000000649	\$22,078,632,540.05	1.00010	32	94
9/4	0.0237%	0.000000649	\$22,078,632,540.05	1.00010	32	94
9/5	0.0237%	0.000000649	\$22,078,632,540.05	1.00010	32	94
9/6	0.0237%	0.000000649	\$22,078,632,540.05	1.00010	32	94
9/7	0.0237%	0.000000650	\$22,098,877,571.73	1.00010	30	92
9/8	0.0237%	0.000000650	\$22,085,105,817.24	1.00010	30	93
9/9	0.0242%	0.000000662	\$22,041,880,889.24	1.00010	33	93
9/10	0.0242%	0.000000664	\$21,965,367,883.37	1.00010	35	95
9/11	0.0242%	0.000000664	\$21,965,367,883.37	1.00010	35	95
9/12	0.0242%	0.000000664	\$21,965,367,883.37	1.00010	35	95
9/13	0.0242%	0.000000662	\$22,082,250,382.75	1.00010	32	93
9/14	0.0249%	0.000000681	\$22,049,481,554.68	1.00010	35	95
9/15	0.0246%	0.000000680	\$22,098,594,102.98	1.00009	38	99
9/16	0.0250%	0.000000686	\$22,133,856,401.30	1.00010	38	98
9/17	0.0251%	0.000000687	\$22,074,177,817.96	1.00010	38	97
9/18	0.0251%	0.000000687	\$22,074,177,817.96	1.00010	38	97
9/19	0.0251%	0.000000687	\$22,074,177,817.96	1.00010	38	97
9/20	0.0263%	0.000000721	\$21,893,545,394.70	1.00010	37	97
9/21	0.0268%	0.000000733	\$21,974,329,138.37	1.00011	38	99
9/22	0.0268%	0.000000734	\$21,966,374,408.95	1.00010	37	102
9/23	0.0411%	0.000001125	\$21,964,762,343.75	1.00013	36	102
9/24	0.0362%	0.000000991	\$22,511,957,663.96	1.00012	36	98
9/25	0.0362%	0.000000991	\$22,511,957,663.96	1.00012	36	98
9/26	0.0362%	0.000000991	\$22,511,957,663.96	1.00012	36	98
9/27	0.0364%	0.000000998	\$22,551,191,142.62	1.00012	34	97
9/28	0.0368%	0.000001008	\$22,496,175,639.36	1.00011	34	97
9/29	0.0372%	0.000001018	\$22,286,672,134.83	1.00012	35	96
9/30	0.0374%	0.000001024	\$22,083,020,484.24	1.00011	37	101
Average:	0.02%	0.000000764	\$22,133,622,861.90	1.00011	34	96



**TEXPOOL Prime**

**Portfolio by Maturity (%)**  
As of September 30, 2021



**Portfolio by Type of Investment (%)**  
As of September 30, 2021



**Portfolio Asset Summary as of September 30, 2021**

	Book Value	Market Value
Uninvested Balance	\$817.83	\$817.83
Receivable for Investments Sold	0.00	0.00
Accrual of Interest Income	131,991.85	131,991.85
Interest and Management Fees Payable	-467,907.59	-467,907.59
Payable for Investments Purchased	0.00	0.00
Accrued Expenses & Taxes	-11,884.01	-11,884.01
Repurchase Agreements	1,689,688,000.00	1,689,688,000.00
Commercial Paper	5,454,894,524.18	5,455,384,980.82
Bank Instruments	0.00	0.00
Mutual Fund Investments	854,923,558.30	854,923,558.30
Government Securities	717,493,125.38	717,503,585.93
Variable Rate Notes	205,000,000.00	205,024,200.00
<b>Total</b>	<b>\$8,921,880,770.49</b>	<b>\$8,922,177,343.13</b>

Market value of collateral supporting the Repurchase Agreements is at least 102% of the Book Value. The portfolio is managed by Federated Investment Counseling and the assets are safe kept in a separate custodial account at State Street Bank in the name of TexPool Prime. The assets of TexPool Prime are the only source of payments to the Participants. There is no secondary source of payment for the pool such as insurance or State guarantee. Should you require a copy of the portfolio, please contact TexPool Participant Services

**Participant Summary**

	Number of Participants	Balance
School District	129	\$2,383,841,504.73
Higher Education	19	\$606,008,507.31
County	47	\$548,786,858.99
Health Care	18	\$303,409,920.05
Utility District	49	\$432,961,439.30
City	90	\$2,163,139,772.42
Emergency Districts	21	\$34,238,099.16
Economic Development Districts	15	\$22,054,053.18
Other	61	\$2,427,430,874.15

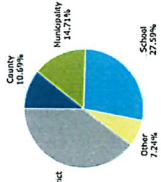
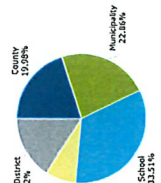
**TEXPOOL Prime**

**Daily Summary**

Date	Money Mkt. Fund Equiv. (SEC Std.)	Dividend Factor	TexPool Prime Invested Balance	NAV	WAM Days	WAL Days
9/1	0.0577%	0.000001560	\$9,322,643,908.93	1.00004	54	63
9/2	0.0573%	0.000001569	\$9,304,103,466.29	1.00005	54	63
9/3	0.0568%	0.000001555	\$9,226,629,557.34	1.00003	55	64
9/4	0.0568%	0.000001555	\$9,226,629,557.34	1.00003	55	64
9/5	0.0568%	0.000001555	\$9,226,629,557.34	1.00003	55	64
9/6	0.0568%	0.000001555	\$9,226,629,557.34	1.00003	55	64
9/7	0.0567%	0.000001608	\$9,130,468,328.41	1.00004	55	64
9/8	0.0579%	0.000001585	\$9,117,382,888.87	1.00004	55	64
9/9	0.0591%	0.000001618	\$9,110,070,738.54	1.00004	55	63
9/10	0.0581%	0.000001591	\$9,078,884,407.80	1.00004	55	64
9/11	0.0581%	0.000001591	\$9,078,884,407.80	1.00004	55	64
9/12	0.0581%	0.000001591	\$9,078,884,407.80	1.00004	55	64
9/13	0.0736%	0.000002017	\$9,092,644,920.86	1.00004	53	61
9/14	0.0629%	0.000001723	\$9,046,007,019.54	1.00004	55	63
9/15	0.0637%	0.000001744	\$8,978,922,254.26	1.00004	55	63
9/16	0.0637%	0.000001745	\$8,963,085,651.28	1.00004	55	64
9/17	0.0630%	0.000001727	\$8,982,798,054.93	1.00004	55	63
9/18	0.0630%	0.000001727	\$8,982,798,054.93	1.00004	55	63
9/19	0.0630%	0.000001727	\$8,982,798,054.93	1.00004	55	63
9/20	0.0611%	0.000001673	\$8,954,101,097.07	1.00004	52	61
9/21	0.0632%	0.000001732	\$8,938,285,550.50	1.00004	52	61
9/22	0.0633%	0.000001733	\$8,949,130,763.44	1.00004	52	61
9/23	0.0634%	0.000001736	\$8,929,456,433.09	1.00004	52	61
9/24	0.0703%	0.000001926	\$9,041,876,615.73	1.00003	52	60
9/25	0.0703%	0.000001926	\$9,041,876,615.73	1.00003	52	60
9/26	0.0703%	0.000001926	\$9,041,876,615.73	1.00003	52	60
9/27	0.0695%	0.000001905	\$8,999,030,321.59	1.00004	49	57
9/28	0.0709%	0.000001943	\$8,965,095,781.06	1.00003	49	57
9/29	0.0711%	0.000001947	\$8,926,384,716.72	1.00003	49	57
9/30	0.0685%	0.000001878	\$8,921,880,770.49	1.00003	48	56
Average:	0.06%	0.000001723	\$9,062,863,002.52	1.00004	53	62

The following information is provided in accordance with Texas State Statute 2256.0016.

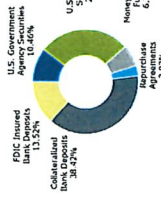
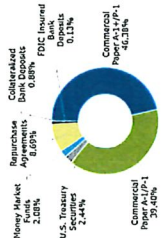
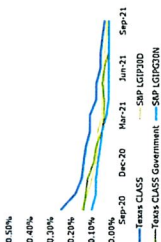
As of September 30, 2021



Participant Breakdown by Balance

Participant Breakdown by Entity Type

Performance vs. Benchmark S&P AAA/AA GIP\* (Average Monthly Yields)



Texas CLASS Prior Month Comparison

Month End	Average Yield**	Month Ending Assets	Shares Balance	Market Value	Amortized Cost	NAV	WAM (Realt)**	WAM (Email)**
Jul-21	0.06%	\$13,132,992,085	13,132,668,753	\$13,257,721,477	\$13,258,437,229	1.00	48	82
Aug-21	0.05%	\$12,594,466,656	12,594,150,358	\$12,955,420,828	\$12,951,104,530	1.00	53	86
Sep-21	0.04%	\$12,182,861,731	12,182,571,069	\$12,277,433,947	\$12,277,341,285	1.00	53	90

Texas CLASS Government Prior Month Comparison

Month End	Average Yield**	Month Ending Assets	Shares Balance	Market Value	Amortized Cost	NAV	WAM (Realt)**	WAM (Email)**
Jul-21	0.02%	\$1,304,926,642	1,304,898,081	\$1,304,682,160	\$1,304,654,074	1.00	24	44
Aug-21	0.02%	\$1,302,046,895	1,302,029,423	\$1,288,018,056	\$1,288,000,784	1.00	22	38
Sep-21	0.02%	\$1,328,964,641	1,328,948,708	\$1,328,938,002	\$1,328,948,934	1.00	27	41

For the month of September 2021, the Program Administrator accrued fees of \$962,658.23 and had average shares outstanding of 12,346,679,026 for Texas CLASS. For Texas CLASS Government, the Program Administrator accrued fees of \$112,026.00 and had average shares outstanding of 1,319,894,654.44. The fees for both Texas CLASS and Texas CLASS Government are accrued on a daily basis. The applicable fee rate is calculated by taking the fee rate(s) divided by 365 days (366 days in the event of a leap year) and rounded to ten decimal places. The current day's settled shares outstanding will be multiplied by the applicable fee rate(s) to equal the daily fee accrual. For weekend days and holidays, the settled shares outstanding for the previous business day will be utilized for the calculation of the fees. The applicable fee rate is located in Exhibit F of the Ninth Amended and Restated Trust Agreement. The Program Administrator reserves the right to abate fees listed in the Ninth Amended and Restated Trust Agreement. The monthly fee is the sum of all daily fee accruals for the month of September. The fees are paid monthly upon notification to the custodian bank. As of September 30, 2021, the fee for Texas CLASS was 9 basis points and the fee for Texas CLASS Government was 10 basis points.

- Both funds are rated 7AA+ by S&P Global Ratings.
- Net Asset Value for both funds from September 1 to September 30, 2021 is equal to \$1.00.
- The final maturity dates of all securities were less than one year.
- The custodian bank for Texas CLASS is UMB Bank.
- Total number of Participants is 670.
- There are currently no investments that have a stated maturity greater than one year.
- The portfolio managers for Texas CLASS is Neil Vaid, CPA, and Randy Palombi, CPA.
- All sources of payment are the underlying assets of the local government investment pool at market value.
- The Ninth Amended and Restated Trust Agreement was adopted by the Board of Trustees on February 25, 2021. You can access your copy of the Ninth Amended and Restated Trust Agreement by visiting our website at [www.texasclass.com](http://www.texasclass.com).

BOARD OF TRUSTEES

**Mr. Steve Williams, Chairman**  
Asst. City Administrator/CFO City of Conroe

**Ms. Amy Perez**  
Director of Financial Management, Harris County

**Ms. Monika Arris**  
Director of Budget & Finance, Collin County

**Mr. Mike Hagar**  
Asst. Supt. of Business & Finance, Alamo Heights ISD

**Ms. Cindy Yeatts Brown**  
Treasurer, Denton County

**Ms. Yvonne Johnson**  
Executive Director – Galena Park ISD

**Ms. Heather Hurlbert**  
Director of Finance & Business Analysis, City of Corpus Christi



Texas Class Government Rates for September 2021									
Date	Daily Rate (%)	YTD Yield (%)	7-Day Yield (%)	WAM Days to Reset	WAM Days to Final	Daily Dividend	Net Asset Value (NAV)		
9/30/2021	0.0351	0.0397	0.0308	27	41	0.00000962	1.00000823		
9/29/2021	0.0351	0.0397	0.0294	27	42	0.00000962	1.00000989		
9/28/2021	0.0351	0.0397	0.0280	27	43	0.00000962	1.00000787		
9/27/2021	0.0351	0.0397	0.0265	27	43	0.00000962	1.00001043		
9/26/2021	0.0251	0.0397	0.0251	28	43	0.00000688	1.00001028		
9/25/2021	0.0251	0.0398	0.0251	28	43	0.00000688	1.00001065		
9/24/2021	0.0251	0.0398	0.0251	28	44	0.00000688	1.00001102		
9/23/2021	0.0251	0.0399	0.0251	29	44	0.00000688	1.00001187		
9/22/2021	0.0251	0.0399	0.0237	29	44	0.00000688	1.00001255		
9/21/2021	0.0251	0.0400	0.0222	29	44	0.00000688	1.00001562		
9/20/2021	0.0251	0.0401	0.0208	29	44	0.00000688	1.00001338		
9/19/2021	0.0251	0.0401	0.0194	29	42	0.00000688	1.00000703		
9/18/2021	0.0251	0.0402	0.0180	29	43	0.00000688	1.00000736		
9/17/2021	0.0251	0.0402	0.0165	30	43	0.00000688	1.00000768		
9/16/2021	0.0151	0.0403	0.0151	30	43	0.00000414	1.00000870		
9/15/2021	0.0151	0.0404	0.0151	27	40	0.00000414	1.00000975		
9/14/2021	0.0151	0.0405	0.0151	23	37	0.00000414	1.00000997		
9/13/2021	0.0151	0.0406	0.0151	20	34	0.00000414	1.00001067		
9/12/2021	0.0151	0.0407	0.0151	20	34	0.00000414	1.00001123		
9/11/2021	0.0151	0.0408	0.0151	21	35	0.00000413	1.00001179		
9/10/2021	0.0151	0.0409	0.0151	21	35	0.00000414	1.00001151		
9/9/2021	0.0151	0.0410	0.0151	21	35	0.00000414	1.00000993		
9/8/2021	0.0151	0.0411	0.0151	21	37	0.00000414	1.00001126		
9/7/2021	0.0151	0.0412	0.0151	22	38	0.00000414	1.00001284		
9/6/2021	0.0151	0.0413	0.0165	21	36	0.00000414	1.00001413		
9/5/2021	0.0151	0.0414	0.0165	22	37	0.00000414	1.00001439		
9/4/2021	0.0151	0.0415	0.0165	22	37	0.00000414	1.00001465		
9/3/2021	0.0151	0.0416	0.0165	22	38	0.00000414	1.00001491		
9/2/2021	0.0151	0.0417	0.0165	22	38	0.00000414	1.00001286		
9/1/2021	0.0151	0.0418	0.0165	21	37	0.00000414	1.00001308		

Texas Class Prime Rates for September 2021									
Date	Daily Rate (%)	YTD Yield (%)	7-Day Yield (%)	WAM Days to Reset	WAM Days to Final	Daily Dividend	Net Asset Value (NAV)		
9/30/2021	0.0446	0.0805	0.0428	53	87	0.000001221	1.00002386		
9/29/2021	0.0428	0.0806	0.0426	52	88	0.000001171	1.00002293		
9/28/2021	0.0425	0.0808	0.0426	53	88	0.000001163	1.00002226		
9/27/2021	0.0432	0.0809	0.0429	53	87	0.000001183	1.00002299		
9/26/2021	0.0422	0.0810	0.0430	53	87	0.000001156	1.00001901		
9/25/2021	0.0422	0.0812	0.0431	53	88	0.000001156	1.00002114		
9/24/2021	0.0421	0.0813	0.0432	54	89	0.000001154	1.00002327		
9/23/2021	0.0433	0.0815	0.0433	55	89	0.000001187	1.00002723		
9/22/2021	0.0426	0.0816	0.0434	55	88	0.000001167	1.00002718		
9/21/2021	0.0446	0.0818	0.0434	54	88	0.000001170	1.00002733		
9/20/2021	0.0442	0.0819	0.0436	54	87	0.000001170	1.00002832		
9/19/2021	0.0427	0.0821	0.0439	54	88	0.000001170	1.00002068		
9/18/2021	0.0427	0.0822	0.0444	55	89	0.000001170	1.00002280		
9/17/2021	0.0427	0.0824	0.0448	56	90	0.000001169	1.00002491		
9/16/2021	0.0440	0.0825	0.0453	54	89	0.000001206	1.00002368		
9/15/2021	0.0430	0.0827	0.0454	54	89	0.000001178	1.00002247		
9/14/2021	0.0461	0.0828	0.0460	53	88	0.000001264	1.00002263		
9/13/2021	0.0462	0.0830	0.0460	53	88	0.000001266	1.00002255		
9/12/2021	0.0459	0.0831	0.0458	53	88	0.000001257	1.00002024		
9/11/2021	0.0459	0.0832	0.0456	54	89	0.000001257	1.00002240		
9/10/2021	0.0459	0.0834	0.0455	54	90	0.000001257	1.00002456		
9/9/2021	0.0452	0.0835	0.0453	53	89	0.000001237	1.00002567		
9/8/2021	0.0467	0.0837	0.0455	53	88	0.000001279	1.00002181		
9/7/2021	0.0464	0.0838	0.0452	53	86	0.000001270	1.00002299		
9/6/2021	0.0447	0.0840	0.0449	52	86	0.000001226	1.00001858		
9/5/2021	0.0447	0.0842	0.0452	53	86	0.000001226	1.00002071		
9/4/2021	0.0447	0.0843	0.0456	53	87	0.000001226	1.00002283		
9/3/2021	0.0447	0.0845	0.0460	54	88	0.000001225	1.00002495		
9/2/2021	0.0464	0.0846	0.0464	54	88	0.000001270	1.00002454		
9/1/2021	0.0447	0.0848	0.0464	54	87	0.000001225	0.99999859		