



**CERTIFIED COPY
BRAZORIA COUNTY COMMISSIONERS' COURT**

ORDER NO. 6.P.1

**RE: TREASURER'S MONTHLY REPORT AND
INVESTMENT REPORT FOR OCTOBER
2021**

Approve the Treasurer's Monthly Report and Monthly Investment Report for October 2021. This order and affidavit must be filed with the County Clerk. It is further requested a certified copy of this order be returned to the County Treasurer. This report will be published on the County website.

RESULT:	PASSED [UNANIMOUS]
MOVER:	Donald "Dude" Payne, Commissioner
SECONDER:	David R. Linder, Commissioner
AYES:	Judge Sebesta, Commissioner Payne, Commissioner Cade, Commissioner Adams, Commissioner Linder

STATE OF TEXAS §

COUNTY OF BRAZORIA §

I, Joyce Hudman, Clerk County Court and Ex-Officio Clerk of the Commissioners' Court of Brazoria County, Texas, do hereby certify that the foregoing is a true and correct copy of that certain:

ORDER NO. 6.P.1

**RE: TREASURER'S MONTHLY REPORT AND
INVESTMENT REPORT FOR OCTOBER
2021**

as passed by the Commissioners' Court on the 14th day of DECEMBER, A.D., 2021, Regular Session Term of Commissioners' Court and as the same appear(s) in the Commissioners' Court Records of Brazoria County, Texas.

**GIVEN UNDER MY HAND AND SEAL OF OFFICE, this the 15th DAY OF
DECEMBER, A. D., 2021.**

JOYCE HUDMAN, Clerk County Court
and Ex-Officio Member of the Commissioners'
Court of Brazoria County, Texas

By: *K. Alegria*
K. Alegria, Deputy



CATHY CAMPBELL, CCT, CIO

BRAZORIA COUNTY TREASURER

111 E. Locust, Room 305 Angleton, Texas 77515-4654
979-864-1353 FAX 979-864-1680

Attached is the Monthly Treasurer's Report submitted by Cathy Campbell, Brazoria County Treasurer for the month of **OCTOBER 2021**. This report is submitted in compliance with the Local Government Code Chapter 114, Chapter 2256 and Chapter 2257. This report contains:

Commissioners' Court Affidavit: 114.026 (d)
Monies received and disbursed: 114.026 (a) (1)
Pledged Securities Management Report: 2257.021
Debts due to* and owed by the county: 114.026 (a) (2)
All other proceedings in the Treasurer's office: 114.026 (a) (3)
Brazoria County general ledger fund activity: 114.026 (c)

Brazoria County Investment Portfolio for **OCTOBER 2021**: 2256.023

Note: debts due to the County are reported to the Court by the collecting offices: 114.044.

"I CERTIFY THAT TO THE BEST OF MY KNOWLEDGE THE ATTACHED REPORTS ARE TRUE AND CORRECT."

A handwritten signature in cursive script that reads "Cathy Campbell".

Cathy Campbell, CCT, CIO
Brazoria County Treasurer


MINUTES OF COUNTY FINANCES
TREASURER'S MONTHLY REPORT
AFFIDAVIT
COMMISSIONERS' COURT DECEMBER 14, 2021

BEFORE ME, the undersigned authority, a Notary Public in and for Brazoria County, Texas, on this day personally appeared the Members of Brazoria County Commissioners' Court and who after being duly sworn upon their oaths do hereby state as follows:


The requirements of Subsection (c) of the Texas Local Government Code §114.026 have been met and that we have reviewed and examined the Monthly Report of: **CATHY CAMPBELL**, Treasurer of Brazoria County, Texas for **OCTOBER 2021**.

Further, having taken reasonable steps to ensure its accuracy as presented, approve the report and enter this order into the minutes which state total cash and other assets in the custody of the County Treasurer at the time of the examination to be **\$186,074,456.80**.


The Treasurer's report and this affidavit will be published on the Brazoria County website.




L. M. "Matt" Sebesta, Jr
County Judge




Donald W. "Dude" Payne
Commissioner Precinct 1



Ryan Cade
Commissioner Precinct 2





Stacy L. Adams
Commissioner Precinct 3



David R. Linder
Commissioner Precinct 4

SUBSCRIBED AND SWORN TO BEFORE ME THIS 14th DAY OF DECEMBER, 2021.



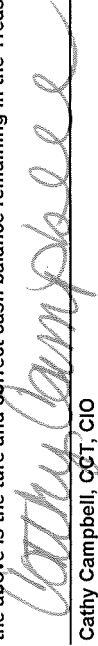


Notary Public in and for Brazoria County, Texas
My Commission Expires: 4-12-2025

BRAZORIA COUNTY Bank Account Activity and Interest Report for OCTOBER 2021

Account	Ending Bank Balance 09/30/2021	Deposits and Other Credits Received	Checks and Other Debits Disbursed	Ending Bank Balance 10/31/2021	MONTHLY Interest Earned	Interest Rate EFF: 6/01/21
FIRST NATIONAL BANK OF LAKE JACKSON						
Payroll	2,137,400.83	10,170,414.12	(10,807,327.63)	1,500,487.32	93.36	0.05
Operating	16,476,020.19	15,697,755.43	(23,919,142.60)	8,254,633.02	624.96	0.05
Jury Fund	163,800.00	30.00	(11,250.00)	152,580.00	7.55	0.05
County Clerk Trust Fund	4,643,839.16	563,889.07	(462,114.54)	4,745,613.69	188.77	0.05
District Clerk Trust Fund	2,067,674.01	271,950.94	(87,517.03)	2,252,107.92	92.15	0.05
Sheriff Barber Shop Education Training Program *	76,332.03	271.74	(240.00)	76,363.77	3.24	0.05
Comptroller Direct Deposit	8,582,095.18	4,339,606.35	(11,457,312.08)	1,464,389.45	167.53	0.05
Sheriff's Dept Narcotic Unit-Operations	8,013.94	7,500.00	(10,145.71)	5,368.23	0.29	0.05
Comm. Super & Corrections Dept. Restitution Acct	103,173.91	32,565.58	(29,041.69)	106,697.80	4.56	0.05
District Atty Check Collection Account	23,959.94	2,391.37	(5,570.94)	20,780.37	0.98	0.05
Employee Benefit Trust Fund *	3,216,665.38	1,836,688.83	(2,392,143.52)	2,661,210.69	128.98	0.05
Investment Acct	6,000,000.00	6,700.00	(6,006,700.00)	0.00	150.75	0.05
Credit Card Account	178,000.21	500,696.25	(286,620.57)	392,075.89	17.75	0.05
E-Filing / E-Recording	214,436.95	425,832.45	(407,679.25)	232,590.15	11.44	0.05
Parks Credit Card	22,562.09	27,006.54	(25,361.40)	24,207.23	0.65	0.05
Juvenile Restitution Account	8,071.44	1,417.89	(764.33)	8,725.00	0.34	0.05
TouchPay Credit Card	36,760.55	86,678.46	(88,928.00)	34,511.01	2.34	0.05
Brazoria County Receivables	-	25,000.00	(25,000.00)	0.00	0.17	0.05
Tax Assessor/Collector GOVPAY Acct	737,434.04	1,018,336.74	(892,977.38)	862,793.40	34.00	0.05
Tax Assessor/Collector Veh Inventory Prop Tax	2,037,513.91	907,310.57	(659,431.69)	2,285,392.79	106.51	0.05
Tax Assessor/Collector Boat Sales Tax *	9,531.79	56,339.37	(59,691.23)	6,179.93	0.35	0.05
Tax Assessor/Collector Motor Vehicle Acct	1,918,836.13	7,452,893.81	(8,283,868.10)	1,087,861.84	71.76	0.05
Tax Assessor/Collector Boat Collections	41,904.11	74,131.08	(60,188.80)	55,846.39	1.37	0.05
Tax Assessor/Collector Sales Tax Account *	1,770,126.24	5,343,773.73	(6,329,214.81)	784,685.16	54.49	0.05
Tax Assessor/Collector Tax Account	2,298,926.50	23,513,667.21	(21,478,512.64)	4,334,081.07	216.73	0.05
First National Bank of Lake Jackson Totals	52,773,078.52	72,362,847.53	(93,786,743.94)	31,349,182.11	1,981.02	
TOTAL Interest Earning Accounts EOM Balance		52,773,078.52		31,349,182.11	1,981.02	
Non-Int bearing Accts: Sheriff, County and District Clerks Cash Bonds; TCDBG-IKE; Inmate Trusts; TCEQ ; Bail Bond Sec; HMG				2,933,583.54		
				34,282,765.65		

This report is presented in accordance with The Texas Government Code Title 4 Sec. 114.026 (a)(1) and I certify that to the best of my knowledge the above is the true and correct cash balance remaining in the Treasurer's custody.


Cathy Campbell, CCI, CIO
Brazoria County Treasurer



CATHY CAMPBELL, CCT, CIO

BRAZORIA COUNTY TREASURER

111 E. Locust, Room 305 Angleton, Texas 77515-4654
979-864-1353 FAX 979-864-1680

Attached is a copy of the management report for the securities that were pledged to Brazoria County by First National Bank of Lake Jackson for the month of **OCTOBER 2021.**

"I CERTIFY THAT TO THE BEST OF MY KNOWLEDGE THE ATTACHED REPORT IS TRUE AND CORRECT."

A handwritten signature in cursive script that reads "Cathy Campbell".

Cathy Campbell, CCT, CIO
Brazoria County Treasurer

Reportfolio

First National Bank of Lake Jackson, Lake Jackson, T
 Published: 10/29/2021 11:32:04 AM

Management Report
 Pledged To: BRAZORIA COUNTY

Date: 31-Oct-21
 Page: 18
 Section V-C


Location	Code	Cusip Trans#	Description Maturity	Prerefund	Pool Coupon	Moody StdPoor	Original Face Pledged Percent	Pledged Original Face Value	Pledged Par Value	Pledged Book Value	Pledged Market Value
FHLB	3136BBWUZ	570109202008311	FNR 2020-62 PA 9/25/2050		2.000		\$2,500,000.00 100.00%	\$2,500,000.00	\$2,127,092.13	\$2,202,070.20	\$2,153,080.52
FEDERAL HOME LOAN BANK AFS											
FHLB	3137FX3K2	575645202010140	FHR 5020 TE 9/25/2050		1.000		\$3,000,000.00 100.00%	\$3,000,000.00	\$2,218,176.57	\$2,216,170.93	\$2,152,615.70
FEDERAL HOME LOAN BANK AFS											
FHLB	3136BCEP1	573944202009280	FNR 2020-73 KQ 10/25/2050		1.750		\$2,500,000.00 100.00%	\$2,500,000.00	\$2,190,280.98	\$2,273,116.40	\$2,249,005.48
FEDERAL HOME LOAN BANK AFS											
36 CMOs - Fixed Rate											
Total Pledged								\$92,230,000.00	\$40,986,793.88	\$41,394,081.63	\$41,677,640.17
								\$334,195,624.00	\$68,911,457.71	\$69,773,560.69	\$70,624,580.59

\$0.00 Munis with Maturity Under 2 Years
 \$0.00 Munis with Maturity Over 2 Years

\$2,043,903.55 Other securities with Stated Maturity Under 2 Years
 \$66,867,554.16 Other securities with Stated Maturity Over 2 Years

132 To: BRC BRAZORIA COUNTY

** If no data is shown, then there are no pledges for the current period.




Brazoria County Bond Payments - October 2021

	<u>INTEREST</u>	<u>PRINCIPAL</u>	<u>BAB SUBSIDY</u>	<u>TOTAL</u>
Series 2012 - Certificates of Obligation	0.00	0.00	0.00	0.00
Series 2012 - Unlimited Tax Road Bonds	0.00	0.00		0.00
Series 2016 - Unlimited Tax Refunding Bonds	0.00	0.00		0.00
Series 2016 - Limited Tax Refunding Bonds	0.00	0.00		0.00
Series 2018 -Certificates of Obligation	0.00	0.00		0.00
Series 2018 - Unlimited Tax Refunding Bonds	0.00	0.00		0.00
Series 2020 -Unlimited Tax Refunding (2010B BAB) Bonds	0.00	0.00		0.00
TOTAL PAYMENTS	0.00	0.00	0.00	0.00

The following pages show the remaining bond payments to be made by Brazoria County.

This report is presented in accordance with The Texas Government Code Title 4 Sec. 114.026 (a)(2)


Cathy Campbell, CCT, CIO
Brazoria County Treasurer

BRAZORIA COUNTY, TEXAS
Series 2012 - Certificates of Obligation
Remaining Payment Schedule

FISCAL YEAR	INTEREST 1-Mar	PRINCIPAL 1-Mar	INTEREST 1-Sep	TOTAL PAYMENT
2022	443,825.00	1,420,000.00	408,325.00	2,272,150.00
2023	408,325.00	1,495,000.00	370,950.00	2,274,275.00
2024	370,950.00	1,570,000.00	331,700.00	2,272,650.00
2025	331,700.00	1,650,000.00	290,450.00	2,272,150.00
2026	290,450.00	1,735,000.00	247,075.00	2,272,525.00
2027	247,075.00	1,825,000.00	201,450.00	2,273,525.00
2028	201,450.00	1,920,000.00	153,450.00	2,274,900.00
2029	153,450.00	2,000,000.00	118,450.00	2,271,900.00
2030	118,450.00	2,075,000.00	82,137.50	2,275,587.50
2031	82,137.50	2,145,000.00	44,600.00	2,271,737.50
2032	44,600.00	2,230,000.00		2,274,600.00
	2,692,412.50	20,065,000.00	2,248,587.50	25,006,000.00

Debt History:
Date of Receipt 26-Jul-12
Amount of Issue \$25,115,000.00
True Int Cost 3.380%

Paying Agent:
U.S. Bank
ABA routing # 091000022
St. Paul, MN 55486-2639

BRAZORIA COUNTY, TEXAS
Series 2012 - Unlimited Tax Road Bonds
Remaining Payment Schedule

FISCAL YEAR	INTEREST 1-Mar	PRINCIPAL 1-Mar	INTEREST 1-Sep	TOTAL PAYMENT
2022	89,100.00	430,000.00	82,650.00	601,750.00
2023	82,650.00	445,000.00	75,975.00	603,625.00
2024	75,975.00	455,000.00	69,150.00	600,125.00
2025	69,150.00	470,000.00	62,100.00	601,250.00
2026	62,100.00	485,000.00	54,825.00	601,925.00
2027	54,825.00	500,000.00	47,012.50	601,837.50
2028	47,012.50	515,000.00	38,643.75	600,656.25
2029	38,643.75	535,000.00	29,950.00	603,593.75
2030	29,950.00	550,000.00	20,688.75	600,618.75
2031	20,688.75	570,000.00	10,693.75	601,362.50
2032	10,693.75	590,000.00		600,693.75
	580,768.75	5,545,000.00	491,668.75	6,617,437.50

Debt History:
Date of Receipt 26-Jul-12
Amount of Issue \$8,575,000.00
True Int cost 3.120%

Paying Agent:
U.S. Bank
ABA routing # 091000022
St. Paul, MN 55486-2639

BRAZORIA COUNTY, TEXAS
Series 2016 - Unlimited Tax Refunding Bonds
Remaining Payment Schedule

FISCAL YEAR	INTEREST 1-Mar	PRINCIPAL 1-Mar	INTEREST 1-Sep	TOTAL PAYMENT
2022	125,525.00	860,000.00	108,325.00	1,093,850.00
2023	108,325.00	900,000.00	90,325.00	1,098,650.00
2024	90,325.00	935,000.00	71,625.00	1,096,950.00
2025	71,625.00	975,000.00	52,125.00	1,098,750.00
2026	52,125.00	1,015,000.00	26,750.00	1,093,875.00
2027	26,750.00	1,070,000.00	0.00	1,096,750.00
	474,675.00	5,755,000.00	349,150.00	6,578,825.00

Debt History:
 Date of Receipt 28-Jan-16
 Amount of Issue \$8,425,000.00
 True Int cost 2.376%
Paying Agent:
 U.S. Bank
 ABA routing # 091000022
 St. Paul, MN 55486-2639

Refunding Series 2006 Unlimited Tax Road Bonds

BRAZORIA COUNTY, TEXAS
Series 2016 - Limited Tax Refunding Bonds
Remaining Payment Schedule

FISCAL YEAR	INTEREST 1-Mar	PRINCIPAL 1-Mar	INTEREST 1-Sep	TOTAL PAYMENT
2022	103,850.00	905,000.00	85,750.00	1,094,600.00
2023	85,750.00	945,000.00	66,850.00	1,097,600.00
2024	66,850.00	980,000.00	47,250.00	1,094,100.00
2025	47,250.00	1,025,000.00	26,750.00	1,099,000.00
2026	26,750.00	1,070,000.00		1,096,750.00
	330,450.00	4,925,000.00	226,600.00	5,482,050.00

Debt History:
 Date of Receipt 28-Jan-16
 Amount of Issue \$8,125,000.00
 True Int cost 2.207%
Paying Agent:
 U.S. Bank
 ABA routing # 091000022
 St. Paul, MN 55486-2639

Refunding Series 2006 Certificate of Obligation

BRAZORIA COUNTY
Certificates of Obligation
Series 2018
Payment Schedule

FISCAL YEAR	INTEREST 1-Mar	PRINCIPAL 1-Mar	INTEREST 1-Sep	TOTAL PAYMENT
2022	178,325.00	305,000.00	170,700.00	654,025.00
2023	170,700.00	320,000.00	162,700.00	653,400.00
2024	162,700.00	335,000.00	154,325.00	652,025.00
2025	154,325.00	355,000.00	145,450.00	654,775.00
2026	145,450.00	370,000.00	136,200.00	651,650.00
2027	136,200.00	390,000.00	126,450.00	652,650.00
2028	126,450.00	410,000.00	116,200.00	652,650.00
2029	116,200.00	430,000.00	105,450.00	651,650.00
2030	105,450.00	455,000.00	94,075.00	654,525.00
2031	94,075.00	475,000.00	82,200.00	651,275.00
2032	82,200.00	500,000.00	69,700.00	651,900.00
2033	69,700.00	525,000.00	59,200.00	653,900.00
2034	59,200.00	545,000.00	48,300.00	652,500.00
2035	48,300.00	570,000.00	36,900.00	655,200.00
2036	36,900.00	590,000.00	25,100.00	652,000.00
2037	25,100.00	615,000.00	12,800.00	652,900.00
2038	12,800.00	640,000.00	0.00	652,800.00
	1,724,075.00	7,830,000.00	1,545,750.00	11,099,825.00

Debt History:
 Date of Receipt August 23, 2018
 Amount of Issue \$8,120,000.00
 Last Maturity March 01, 2038
 True Interest Cost 3.496221%

Paying Agent:
 U.S. Bank
 ABA routing # 091000022
 St. Paul, MN 55486-2639

P:\Treas\Debt Service Bonds\2018 Cert of Obligation Debt Service Payment Schedule.xls
 Prepared by Cathy Campbell, CCT, CIO Brazoria County Treasurer

BRAZORIA COUNTY
Unlimited Tax Refunding Bonds
Series 2018
Payment Schedule

FISCAL YEAR	INTEREST 1-Mar	PRINCIPAL 1-Mar	INTEREST 1-Sep	TOTAL PAYMENT
2022	82,875.00	405,000.00	72,750.00	560,625.00
2023	72,750.00	425,000.00	62,125.00	559,875.00
2024	62,125.00	445,000.00	51,000.00	558,125.00
2025	51,000.00	475,000.00	39,125.00	565,125.00
2026	39,125.00	495,000.00	26,750.00	560,875.00
2027	26,750.00	520,000.00	13,750.00	560,500.00
2028	13,750.00	550,000.00		563,750.00
	348,375.00	3,315,000.00	265,500.00	3,928,875.00

Refunded Series 2008 Unlimited Tax Road Bonds

Debt History:
 Date of Receipt August 23, 2018
 Amount of Issue \$4,415,000.00
 Last Maturity March 01, 2028
 True Interest Cost 2.647974%

Paying Agent:
 U.S. Bank
 ABA routing # 091000022
 St. Paul, MN 55486-2639

P:\Treas\Debt Service Bonds\Unlimited Tax Refunding Bonds, Series 2018 Debt Service Payment Schedule.xls
 Prepared by Cathy Campbell, CCT, CIO Brazoria County Treasurer

BRAZORIA COUNTY
Unlimited Tax Road Refunding Bonds
Series 2020
Payment Schedule

FISCAL YEAR	INTEREST 1-Mar	PRINCIPAL 1-Mar	INTEREST 1-Sep	TOTAL PAYMENT
2022	226,375.00	825,000.00	205,750.00	1,257,125.00
2023	205,750.00	860,000.00	184,250.00	1,250,000.00
2024	184,250.00	910,000.00	161,500.00	1,255,750.00
2025	161,500.00	950,000.00	137,750.00	1,249,250.00
2026	137,750.00	995,000.00	112,875.00	1,245,625.00
2027	112,875.00	1,060,000.00	86,625.00	1,249,500.00
2028	86,625.00	1,100,000.00	59,125.00	1,245,750.00
2029	59,125.00	1,155,000.00	30,250.00	1,244,375.00
2030	30,250.00	1,210,000.00		1,240,250.00
	1,204,500.00	9,055,000.00	978,125.00	11,237,625.00

Debt History:
Date of Receipt January 23, 2020
Amount of Issue \$9,840,000.00
Last Maturity March 01, 2030
True Interest Cost 1.720776%

Paying Agent:
U.S. Bank
ABA routing # 091000022
St. Paul, MN 55486-2639

Refunded: 2010B Unlimited Tax Rd Bonds, (Build America Bonds)

BRAZORIA COUNTY TOLL ROAD AUTHORITY
Limited Contract Tax and Subordinate Lien Toll Road Revenue Bonds
Series 2017A
Payment Schedule

FISCAL YEAR	INTEREST 1-Mar	PRINCIPAL 1-Mar	TOTAL PAYMENT	Estimated Monthly Installment Due to US BANK
2017				
2018	768,750.00	284,688.00	1,053,438.00	294,688.00
2019	768,750.00	768,750.00	1,537,500.00	128,125.00
2020	768,750.00	768,750.00	1,537,500.00	128,125.00
2021	768,750.00	768,750.00	1,537,500.00	128,125.00
2022	768,750.00	768,750.00	1,537,500.00	128,125.00
2023	768,750.00	768,750.00	1,537,500.00	128,125.00
2024	768,750.00	768,750.00	1,537,500.00	128,125.00
2025	768,750.00	768,750.00	1,537,500.00	128,125.00
2026	768,750.00	768,750.00	1,537,500.00	128,125.00
2027	1,035,750.00	2,071,500.00	3,107,250.00	172,625.00
2028	1,302,750.00	2,605,500.00	3,908,250.00	217,125.00
2029	1,569,750.00	2,805,500.00	4,375,250.00	243,625.00
2030	1,836,750.00	4,116,750.00	5,953,500.00	343,104.17
2031	1,201,812.50	4,117,250.00	5,319,062.50	342,973.17
2032	1,157,875.00	4,116,625.00	5,274,500.00	342,838.33
2033	1,111,750.00	4,115,875.00	5,227,625.00	342,699.58
2034	1,063,312.50	4,114,937.50	5,178,250.00	342,552.08
2035	1,012,437.50	4,113,500.00	5,125,937.50	342,395.33
2036	959,000.00	4,109,875.00	5,068,875.00	342,225.00
2037	902,812.50	4,106,500.00	5,009,312.50	342,040.00
2038	1,191,212.50	4,310,700.00	5,501,912.50	359,083.33
2039	1,151,648.50	4,309,000.00	5,460,648.50	359,000.00
2040	1,110,593.00	4,308,000.00	5,418,593.00	359,000.00
2041	1,069,550.00	4,312,401.00	5,381,951.00	359,000.00
2042	1,024,105.50	4,312,400.00	5,336,505.50	359,000.00
2043	977,869.50	4,312,400.00	5,290,269.50	359,000.00
2044	929,739.50	4,311,700.00	5,241,439.50	359,000.00
2045	879,814.50	4,310,600.00	5,190,414.50	359,000.00
2046	829,200.00	4,309,400.00	5,138,600.00	359,000.00
2047	777,000.00	4,308,000.00	5,085,000.00	359,000.00
2048	723,100.00	4,306,400.00	5,029,500.00	359,000.00
2049	667,500.00	4,304,500.00	4,972,000.00	359,000.00
2050	610,000.00	4,302,000.00	4,912,000.00	359,000.00
2051	550,000.00	4,299,500.00	4,849,500.00	359,000.00
2052	487,500.00	4,296,000.00	4,783,500.00	359,000.00
2053	423,000.00	4,291,500.00	4,714,500.00	359,000.00
2054	356,500.00	4,286,000.00	4,642,500.00	359,000.00
2055	288,000.00	4,279,500.00	4,567,500.00	359,000.00
2056	217,500.00	4,272,000.00	4,489,500.00	359,000.00
2057	145,000.00	4,263,500.00	4,408,500.00	359,000.00
2058	70,000.00	4,254,000.00	4,324,000.00	359,000.00
2059	0.00	4,243,500.00	4,237,500.00	359,000.00
2060	0.00	4,232,000.00	4,149,000.00	359,000.00
2061	0.00	4,219,500.00	4,058,500.00	359,000.00
2062	0.00	4,206,000.00	3,966,000.00	359,000.00
2063	0.00	4,191,500.00	3,871,500.00	359,000.00
2064	0.00	4,176,000.00	3,775,000.00	359,000.00
2065	0.00	4,159,500.00	3,676,500.00	359,000.00
2066	0.00	4,142,000.00	3,576,000.00	359,000.00
2067	0.00	4,123,500.00	3,473,500.00	359,000.00
2068	0.00	4,104,000.00	3,369,000.00	359,000.00
2069	0.00	4,083,500.00	3,262,500.00	359,000.00
2070	0.00	4,062,000.00	3,154,000.00	359,000.00
2071	0.00	4,039,500.00	3,043,500.00	359,000.00
2072	0.00	4,016,000.00	2,931,000.00	359,000.00
2073	0.00	3,991,500.00	2,817,500.00	359,000.00
2074	0.00	3,966,000.00	2,703,000.00	359,000.00
2075	0.00	3,939,500.00	2,587,500.00	359,000.00
2076	0.00	3,912,000.00	2,471,000.00	359,000.00
2077	0.00	3,883,500.00	2,353,500.00	359,000.00
2078	0.00	3,854,000.00	2,235,000.00	359,000.00
2079	0.00	3,823,500.00	2,115,500.00	359,000.00
2080	0.00	3,792,000.00	1,994,000.00	359,000.00
2081	0.00	3,759,500.00	1,870,500.00	359,000.00
2082	0.00	3,726,000.00	1,745,000.00	359,000.00
2083	0.00	3,691,500.00	1,618,500.00	359,000.00
2084	0.00	3,656,000.00	1,491,000.00	359,000.00
2085	0.00	3,619,500.00	1,362,500.00	359,000.00
2086	0.00	3,582,000.00	1,233,000.00	359,000.00
2087	0.00	3,543,500.00	1,102,500.00	359,000.00
2088	0.00	3,504,000.00	971,000.00	359,000.00
2089	0.00	3,463,500.00	838,500.00	359,000.00
2090	0.00	3,422,000.00	705,000.00	359,000.00
2091	0.00	3,379,500.00	570,500.00	359,000.00
2092	0.00	3,336,000.00	435,000.00	359,000.00
2093	0.00	3,291,500.00	298,500.00	359,000.00
2094	0.00	3,246,000.00	161,000.00	359,000.00
2095	0.00	3,200,000.00	23,000.00	359,000.00
2096	0.00	3,153,500.00	0.00	359,000.00
2097	0.00	3,106,000.00	0.00	359,000.00
2098	0.00	3,058,500.00	0.00	359,000.00
2099	0.00	3,010,000.00	0.00	359,000.00
2100	0.00	2,960,500.00	0.00	359,000.00
2101	0.00	2,910,000.00	0.00	359,000.00
2102	0.00	2,858,500.00	0.00	359,000.00
2103	0.00	2,806,000.00	0.00	359,000.00
2104	0.00	2,752,500.00	0.00	359,000.00
2105	0.00	2,698,000.00	0.00	359,000.00
2106	0.00	2,642,500.00	0.00	359,000.00
2107	0.00	2,586,000.00	0.00	359,000.00
2108	0.00	2,528,500.00	0.00	359,000.00
2109	0.00	2,470,000.00	0.00	359,000.00
2110	0.00	2,410,500.00	0.00	359,000.00
2111	0.00	2,350,000.00	0.00	359,000.00
2112	0.00	2,288,500.00	0.00	359,000.00
2113	0.00	2,226,000.00	0.00	359,000.00
2114	0.00	2,162,500.00	0.00	359,000.00
2115	0.00	2,098,000.00	0.00	359,000.00
2116	0.00	2,032,500.00	0.00	359,000.00
2117	0.00	1,966,000.00	0.00	359,000.00
2118	0.00	1,898,500.00	0.00	359,000.00
2119	0.00	1,830,000.00	0.00	359,000.00
2120	0.00	1,760,500.00	0.00	359,000.00
2121	0.00	1,690,000.00	0.00	359,000.00
2122	0.00	1,618,500.00	0.00	359,000.00
2123	0.00	1,546,000.00	0.00	359,000.00
2124	0.00	1,472,500.00	0.00	359,000.00
2125	0.00	1,398,000.00	0.00	359,000.00
2126	0.00	1,322,500.00	0.00	359,000.00
2127	0.00	1,246,000.00	0.00	359,000.00
2128	0.00	1,168,500.00	0.00	359,000.00
2129	0.00	1,090,000.00	0.00	359,000.00
2130	0.00	1,010,500.00	0.00	359,000.00
2131	0.00	929,000.00	0.00	359,000.00
2132	0.00	846,500.00	0.00	359,000.00
2133	0.00	763,000.00	0.00	359,000.00
2134	0.00	678,500.00	0.00	359,000.00
2135	0.00	593,000.00	0.00	359,000.00
2136	0.00	506,500.00	0.00	359,000.00
2137	0.00	419,000.00	0.00	359,000.00
2138	0.00	330,500.00	0.00	359,000.00
2139	0.00	241,000.00	0.00	359,000.00
2140	0.00	150,500.00	0.00	359,000.00
2141	0.00	60,000.00	0.00	359,000.00
2142	0.00	0.00	0.00	359,000.00
2143	0.00	0.00	0.00	359,000.00
2144	0.00	0.00	0.00	359,000.00
2145	0.00	0.00	0.00	359,000.00
2146	0.00	0.00	0.00	359,000.00
2147	0.00	0.00	0.00	359,000.00
2148	0.00	0.00	0.00	359,000.00
2149	0.00	0.00	0.00	359,000.00
2150	0.00	0.00	0.00	359,000.00
2151	0.00	0.00	0.00	359,000.00
2152	0.00	0.00	0.00	359,000.00
2153	0.00	0.00	0.00	359,000.00
2154	0.00	0.00	0.00	359,000.00
2155	0.00	0.00	0.00	359,000.00
2156	0.00	0.00	0.00	359,000.00
2157	0.00	0.00	0.00	359,000.00
2158	0.00	0.00	0.00	359,000.00
2159	0.00	0.00	0.00	359,000.00
2160	0.00	0.00	0.00	359,000.00
2161	0.00	0.00	0.00	359,000.00
2162	0.00	0.00	0.00	359,000.00
2163	0.00	0.00	0.00	359,000.00
2164	0.00	0.00	0.00	359,000.00
2165	0.00	0.00	0.00	359,000.00
2166	0.00	0.00	0.00	359,000.00
2167	0.00	0.00	0.00	359,000.00
2168	0.00	0.00	0.00	359,000.00
2169	0.00	0.00	0.00	359,000.00
2170	0.00	0.00	0.00	359,000.00
2171	0.00	0.00	0.00	359,000.00
2172	0.00	0.00	0.00	359,000.00
2173	0.00	0.00	0.00	359,000.00
2174	0.00	0.00	0.00	359,000.00
2175	0.00	0.00	0.00	359,000.00
2176	0.00	0.00	0.00	359,000.00
2177	0.00	0.00	0.00	359,000.00
2178	0.00	0.00	0.00	359,000.00
2179	0.00	0.00	0.00	359,000.00
2180	0.00	0.00	0.00	359,000.00
2181	0.00	0.00	0.00	359,000.00
2182	0.00	0.00	0.00	359,000.00
2183	0.00	0.00	0.00	359,000.00
2184	0.00	0.00	0.00	359,000.00
2185	0.00	0.00	0.00	359,000.00
2186	0.00	0.00	0.00	359,000.00
2187	0.00	0.00	0.00	359,000.00
2188	0.00	0.00	0.00	359,000.00
2189	0.00	0.00	0.00	359,000.00
2190	0.00	0.00	0.00	359,000.00
2191	0.00	0.00	0.00	359,000.00
2192	0.00	0.00	0.00	359,000.00
2193	0.00	0.00	0.00	359,000.00
2194	0.00	0.00	0.00	359,000.00
2195	0.00	0.00	0.00	359,000.00
2196	0.00	0.00	0.00	359,000.00
2197	0.00	0.00	0.00	359,000.00
2198	0.00	0.00	0.00	359,000.00
2199	0.00	0.00	0.00	359,000.00
2200	0.00	0.00	0.00	359,000.00
2201	0.00	0.00	0.00	359,000.00
2202				



CATHY CAMPBELL, CCT, CIO
BRAZORIA COUNTY TREASURER

Brazoria County Treasurer's Office Proceedings for October 2021

Activity	Count	Amount
Cash receipts issued:	39	\$ 263,094.93
Treasurer Deposits processed:	37	\$ 296,883.50
Healthcare Invoices processed:	14	\$ 2,371,244.13
Retiree premium payments processed:	364	\$ 58,833.22
<65 Retiree Prepaid 401h reimbursements processed:	120	\$ 35,990.00
>65 Retiree Prepaid 401h reimbursements processed:	254	\$ 48,000.00
Wire transfers executed:	93	\$ 18,768,165.94
Toll Road Wires executed:	6	\$ 233,021.36
EFT files processed:	16	\$ 9,338,258.83
Accounts Payable checks printed and distributed:	1455	\$ 9,324,533.86
Jury checks printed and distributed:	97	\$ 2,030.00
BCCSCD checks printed and distributed:	128	\$ 41,708.62
Payroll checks printed and distributed:	57	\$ 111,325.85
Payroll advices printed and distributed (est.):	700	
Stop payments issued:	41	
Positive Pay files processed:	34	
Brazo general ledger journal entries posted:	150	
Toll Road general ledger journal entries posted:	35	
HMGP Applications/Releases/Payments/Proof of Payment	17	
HMGP processing HOURS	6.59	
ERAP Emergency Rental Assistance Program EFT setups	45	
ERAP Emergency Rental Assistance Program processig HOURS	26.59	
Reports to State	12	
Bank Reconciliations	19	
EFT Set ups and/or changes	3	

Submitted for compliance with Local Government Code Sec. 114.026 subsection (a)(3)

I certify to the best of my knowledge the above information is true and correct.

A handwritten signature in cursive script that reads "Cathy Campbell".

Cathy Campbell, CCT, CIO
Brazoria County Treasurer



Brazoria County General Ledger Fund Balance Activity
October 1, 2021 - November 1, 2021

998 Included

General Ledger Fund balances are of the last day of the month and may not include all journal entries and adjustments for that month. Bank accounts have been reconciled or, are in the process of being reconciled to general ledger since this report was generated. Submitted for compliance with Local Government Code Sec. 114.026 subsection (c)

Fund	Cash				Investments			
	Opening GL Balance	GL Debit	GL Credit	GL Ending Balance	Opening GL Balance	GL Debit	GL Credit	GL Ending Balance
10000 - General Fund	\$19,403,340.99	\$53,956,954.01	-\$65,234,882.66	\$8,125,412.34	\$76,750,796.73	\$8,793,414.78	\$0.00	\$85,544,211.51
10100 - General Fund - Construction	\$435,242.49	\$0.00	-\$1,557,165.04	-\$1,121,922.55				
10200 - Juv Prob Fees	\$57,605.66	\$1,225.04	-\$406.50	\$58,424.20				
10300 - Unclaimed Juvenile Restitution	\$11,208.00	\$0.00	\$0.00	\$11,208.00				
10350 - Sheriff's Response Team - SRT	\$0.00	\$55,000.00	-\$25,000.00	\$30,000.00				
10400 - Env Health-Retail Food Permits	\$7,494.48	\$25,481.36	-\$32,074.52	\$901.32				
10500 - District Clerk Contingency	\$458,130.23	\$2,873.62	-\$1,198.68	\$459,805.17	\$268,004.55	\$8.03	\$0.00	\$268,012.58
10600 - Fire Training Field	\$15,170.84	\$0.00	-\$172.03	\$14,998.81				
10700 - Parks Special Events	\$16,534.81	\$0.00	-\$681.00	\$15,853.81				
10710 - Parks SFA Special Projects	\$5,089.64	\$0.00	-\$57.54	\$5,032.10				
10850 - CPS-Donations	\$22,475.62	\$0.00	\$0.00	\$22,475.62				
10900 - CPS-Bikes & Bears								
20000 - Road and Bridge Non-Construct	\$1,386,457.20	\$2,872,323.68	-\$4,019,048.43	\$239,732.45	\$14,282,623.02	\$519.32	\$0.00	\$14,283,142.34
20500 - Road and Bridge Construction	-\$177,350.53	\$26,109.74	-\$1,102,074.97	-\$1,253,315.76				
30000 - USDA-WC								
30100 - HHSC Women Infants & Children	-\$251,026.60	\$195,233.20	-\$305,489.02	-\$361,282.42				
30200 - USDA-WC Peer Counseling								
30300 - USDA-WC Registered Diet								
30400 - USDA-WC Lactation Reimb.								
30502 - HHS-PPCPS-CRI	-\$3,311.50	\$16,515.71	-\$21,628.10	-\$8,423.89				
30600 - HHS-RLSS-LPHS	-\$5,384.81	\$5,732.01	-\$8,549.89	-\$8,202.69				
30701 - HHS-CPS/HCID-PHEP								
30702 - HHS-CPS/UNIQUE								
30705 - HHS-PPCPS-HAZARDS	-\$39,490.79	\$23,936.81	-\$39,938.89	-\$55,492.87				
30706 - 2017 Hur Public Hlth Crisis R								
30707 - COVID-19 Health Grant	-\$71,036.36	\$4,322.83	-\$11,347.50	-\$78,061.03				
30708 - COVID19-2 Health Grant	-\$25,985.11	\$28,153.70	-\$40,661.58	-\$38,492.99				
30709 - COVID-19 Vaccination Capacity	-\$68,769.94	\$0.00	-\$8,557.24	-\$77,327.18				
30710 - HHS-INFECTIOUS_DIS_CONTRL_UNIT	-\$9,373.65	\$12,495.50	-\$18,298.85	-\$15,177.00				
30711 - COVID Health Disparities								
30712 - COVID-PH Workforce Capacity	-\$46,142.48	\$87.75	-\$7,608.29	-\$53,663.02				
30800 - HHS-CPS-Title IV-E-FCM	-\$37,423.10	\$5,476.49	-\$13,893.35	-\$45,839.96				
30850 - HHS-CPS-Title IV-E Legal Svcs	-\$904,899.46	\$31,695.49	-\$130,980.66	-\$1,004,184.63				
30900 - HHS-TJPC-Title IV-E FosterCare								
31100 - DHS-Repetitive Flood Claims								
31300 - DHS-Buffer Zone Protection	\$13,729.21	\$0.00	\$0.00	\$13,729.21				
31500 - DHS-St Homeland Sec-UASI	-\$37,622.59	\$743.58	-\$45,998.87	-\$82,877.88				
31501 - DHS-St-UASI-M&A	-\$686.64	\$514.03	-\$1,047.97	-\$1,220.58				
31600 - DHS-St Homeland Security	\$500.00	\$0.00	\$0.00	\$500.00				
32000 - HUD-FY20-Section 8 CARES	\$162,378.02	\$0.00	\$0.00	\$162,378.02				
32005 - HUD-FY05-Section 8 Housing-ADM								
32006 - HUD-FY06-Section 8 Housing-ADM	\$104,603.40	\$0.00	\$0.00	\$104,603.40				
32007 - HUD-FY07-Section 8 Housing-ADM								
32008 - HUD-FY08-Section 8 Housing-ADM	\$39,472.69	\$0.00	\$0.00	\$39,472.69				
32009 - HUD-FY09-Section 8 Housing-ADM	\$86,569.48	\$0.00	\$0.00	\$86,569.48				
32010 - HUD-FY10-Section 8 Housing-ADM	\$125,434.53	\$0.00	\$0.00	\$125,434.53				
32011 - HUD-FY11-Section 8 Housing-ADM	\$94,009.05	\$0.00	\$0.00	\$94,009.05				
32012 - HUD-FY12-Section 8 Housing-ADM	\$37,298.03	\$0.00	\$0.00	\$37,298.03				
32013 - Section8-Adm	\$490,570.60	\$0.00	\$0.00	\$490,570.60				
32019 - HUD-2019-Section 8 Housing-ADM	\$1.75	\$0.00	\$0.00	\$1.75				
32020 - HUD-2020-Section 8 Housing-ADM	\$1,425.91	\$0.00	\$0.00	\$1,425.91				
32021 - HUD-2021-Section 8 Housing-ADM	\$56,966.37	\$140,665.99	-\$156,278.78	\$41,353.58				
32051 - HUD-FY21-Section 8-EHV-ADM	\$73,532.51	\$13,273.28	-\$18,918.14	\$67,887.65				
32113 - Section 8-HAP								
32119 - HUD-2019-Section 8 Housing-HAP	\$20,126.68	\$0.00	\$0.00	\$20,126.68				
32120 - HUD-2020-Section 8 Housing-HAP	-\$6,945.56	\$0.00	\$0.00	-\$6,945.56				
32121 - HUD-2021-Section 8 Housing-HAP	-\$18,934.98	\$663,051.50	-\$1,010,746.00	-\$366,629.48				
32151 - HUD-FY21-Section 8-EHV-HAP	\$62,418.71	\$48,510.00	-\$55,656.00	\$55,272.71				
32211 - HUD-CDBG-2011								
32212 - HUD-CDBG-PY2012								
32213 - CDBG	-\$8,920.87	\$1,343,455.87	-\$1,394,884.49	-\$60,349.49				
32214 - HOME	-\$3.54	\$2,676.21	-\$4,948.54	-\$2,275.86				
32215 - ESG	-\$2,369.91	\$353,526.59	-\$362,499.08	-\$11,342.40				
32600 - HUD-Texas CDBG								
32610 - HUD-2016 Flood GLO	-\$67,145.03	\$385,795.93	-\$343,066.84	-\$24,415.94				
32620 - HUD-Harvey GLO	-\$7,199.89	\$108.93	-\$235.16	-\$7,326.12				
33200 - USDOJ-Crime Vict Assist-VOCA	-\$16,898.92	\$28,399.58	-\$41,418.92	-\$29,918.26				
33250 - USDOJ-CSCD-Victim Svcs Prg								
33251 - USDOJ-CSCD-VSP	-\$1,740.24	\$1,740.24	-\$2,662.83	-\$2,662.83				
33300 - USDOJ-Drug Court Program	-\$3,627.77	\$7,011.64	-\$15,037.87	-\$11,654.00				
33310 - USDOJ-DWI Court Program	-\$7,226.34	\$9,474.01	-\$7,731.30	-\$5,483.64				
33320 - USDOJ-Veterans Court Program	-\$4,405.78	\$4,786.81	-\$4,051.59	-\$3,670.56				

Fund	Cash				Investments			
	Opening GL Balance	GL Debit	GL Credit	GL Ending Balance	Opening GL Balance	GL Debit	GL Credit	GL Ending Balance
33330 - USDOJ-Domestic Violence Court	-\$25,805.09	\$31,995.52	-\$43,820.32	-\$37,629.89				
33410 - USDOJ-CESF Grant								
33420 - USDOJ-COVID-19 Mitigation	\$0.00	\$994.00	-\$994.00	\$0.00				
33500 - USDOJ-DEA-Narcotics OT Exp	-\$2,760.26	\$0.00	\$0.00	-\$2,760.26				
33900 - USDOJ-SCAAP	\$138,929.60	\$0.00	\$0.00	\$138,929.60				
33901 - USDOJ-Bulletproof Vests	\$0.00	\$0.00	-\$3,526.72	-\$3,526.72				
34105 - TPW-HRCP-COL BOTTOMLAND PROJ	-\$383,338.28	\$3,146.04	-\$6,586.03	-\$386,778.27				
34106 - TPW-Resoft Park Trall Dvlpmt	-\$176,786.76	\$0.00	\$0.00	-\$176,786.76				
34107 - TPW-Follets Island-Parking Lot	-\$21,422.36	\$0.00	\$0.00	-\$21,422.36				
34200 - DOI-Parks Boating Access								
34250 - DOI-Swan Lake Boat Ramp								
34400 - USDOT-CR 257 Repairs								
34600 - FEMA - Flood Disaster 2015								
34610 - FEMA - Flood Disaster 2016	\$40,339.70	\$0.00	\$0.00	\$40,339.70				
34615 - FEMA-Harvey 2017	\$656,606.51	\$0.00	\$0.00	\$656,606.51				
34616 - FEMA-Hazard Mitigation Grant P	-\$1,969,528.27	\$36,312.75	-\$569,603.23	-\$2,502,818.75				
34619 - Fema - Flood Disaster 2019								
34620 - CARES-Coronavirus Relief Fund								
34621 - FEMA-Laura 2020	-\$1,394.59	\$0.00	\$0.00	-\$1,394.59				
34622 - FEMA-Beta 2020	-\$19.37	\$0.00	\$0.00	-\$19.37				
34623 - FEMA-DR4485TX COVID19 Pandemic	-\$2,226,986.48	\$27,516.20	-\$130,258.87	-\$2,329,729.15				
34624 - FEMA Winter Storm-inc pd 2.11	-\$760,820.09	\$0.00	\$0.00	-\$760,820.09				
34625 - FEMA-Nicholas 2021	-\$384,594.78	\$109,650.15	-\$248,491.22	-\$523,435.85				
34700 - IMLS-Library Mobile Proj Rnd 2								
34710 - FCC-E-Rate Library Program	\$0.00	\$1,906.32	-\$1,906.32	\$0.00				
34715 - FCC-E-Rate Library Program	-\$13,238.74	\$180,486.24	-\$201,579.01	-\$34,331.51				
34820 - USDC-SLP Dune Walkover								
34850 - USTREAS-Restore Act Projects	-\$1,283,830.48	\$28,307.09	-\$226,996.20	-\$1,482,519.59				
34851 - Emergency Rental Assistance	\$3,852,516.45	\$6,993.17	-\$661,896.24	\$3,197,613.38	\$6,000,240.70	\$180.30	\$0.00	\$6,000,421.00
34852 - Emergency Rental Assistance 2	\$1,579,249.92	\$0.00	\$0.00	\$1,579,249.92	\$2,000,080.26	\$60.08	\$0.00	\$2,000,140.34
34855 - American Rescue Plan-2021CLFRF	\$6,213,676.89	\$661.98	-\$1,501.12	\$6,212,837.75	\$30,002,003.87	\$901.50	\$0.00	\$30,002,905.37
34860 - DOI-Parks - CIAP Grant								
34880 - TXDOT-SH288 Truck Weigh Statn								
34881 - TXDOT-CR58 PH II (CSJ304)	-\$743,080.00	\$0.00	\$0.00	-\$743,080.00				
34882 - TXDOT-CR59 (CSJ 305)	-\$1,023,713.63	\$0.00	-\$224,517.82	-\$1,248,231.45				
34883 - TXDOT-CR101 Widening (CSJ303)	-\$5,881,648.24	\$9,224,488.56	-\$4,636,525.56	-\$1,293,685.24				
34890 - USDA NRCS Oyster Creek Ditch10								
34912 - USDOT-1212ANGLE-Wildlife								
34913 - TXDOT 1312ANGLE-APRON								
34925 - TXDOT - CARES 20CRANGLE								
35000 - TJJ-D-State Aid	\$203,420.43	\$70,558.77	-\$147,484.31	\$126,494.89				
35650 - TJPC-JJAEP-Boot Camp-8/31	\$5,382.67	\$44,066.99	-\$90,886.89	-\$41,437.23				
35660 - TJPD-JJAEP Discretionary	\$3,570.09	\$0.00	\$0.00	\$3,570.09				
35800 - TJPC-JJAEP-Boot Camp-7/31								
35900 - TJJ-D-Mental Health Services								
35950 - TJJ-D-RDA-RegDiversionAlt-"R"	\$0.00	\$2,372.28	-\$2,372.28	\$0.00				
36150 - H-GAC-Tire Collection Grant								
36400 - TCEQ-Local Initiatives Prg								
36410 - Texas Veterans Treatment Crt	-\$12,747.42	\$6,477.50	-\$12,694.00	-\$18,963.92				
36601 - GLO-HRCP-COL BOTTOMLANDS EDUC	-\$3,733.00	\$0.00	\$0.00	-\$3,733.00				
36602 - GLO-CEPRA-SLP	\$15,036.50	\$0.00	\$0.00	\$15,036.50				
36605 - GLO-Beach User Fees	-\$741,579.00	\$33,280.78	-\$69,086.62	-\$777,384.84				
36801 - TXDOT-CR 48 PROJECT								
36802 - TXDOT-CTIF(Cty Trans Infr Fnd)	-\$123,599.73	\$0.00	-\$2,535.01	-\$126,134.74				
37000 - OAG-VAG Grant	-\$5,442.45	\$5,655.12	-\$11,594.61	-\$11,381.94				
37100 - OAG-TEXAS VINE CONTR	-\$7,530.63	\$0.00	\$0.00	-\$7,530.63				
37200 - DFPS-CPS-Title IV-B-Concr Svc								
37300 - TDHCA-Amy Young Barrier Remova								
37400 - TDH-Immunization	-\$22,658.51	\$24,828.69	-\$37,528.36	-\$35,358.18				
37800 - OAG-Regional Juv Mental Hlth S	\$0.00	\$400.00	-\$400.00	\$0.00				
37913 - TXDOT-M312ANGLE-FY13RAMP								
37914 - TXDOT-M212ANGLE-FY14RAMP								
37916 - TXDOT-M1612ANGL-FY16RAMP								
37917 - TXDOT-FY17RAMP								
37920 - TXDOT-FY20RAMP								
37921 - TXDOT-FY21RAMP	-\$30,984.00	\$1,330.00	-\$10,178.38	-\$39,832.38				
37922 - TXDOT-FY22RAMP	\$0.00	\$0.00	-\$8,600.00	-\$8,600.00				
37950 - TXDOT-Airport Layout-19MPANGLE								
38000 - Fire Code Inspection & Permit	-\$629,344.46	\$72,981.04	-\$132,757.45	-\$689,120.87				
38010 - Economic Development Tax Abate	\$3,006.82	\$0.00	\$0.00	\$3,006.82				
38020 - BC Industrial Development Corp	\$2,513.83	\$0.00	\$0.00	\$2,513.83				
38100 - Vital Statistics Fee	\$71,611.84	\$1,797.00	-\$458.00	\$72,950.84				
38110 - Records Mgmt-Co.Clk-Recording	\$1,839,719.01	\$137,839.22	-\$159,124.92	\$1,818,433.31	\$960,303.37	\$28.84	\$0.00	\$960,332.21
38120 - Records Archive-Co Clk	\$1,475,027.74	\$137,599.45	-\$164,892.80	\$1,447,734.39				
38130 - Records Mgmt-Co.Clk-Criminal	\$49,099.12	\$3,953.36	-\$1,360.91	\$51,691.57				
38200 - Civ,Crim,Prob Records Mgmt	\$229,810.46	\$1,216.86	-\$951.40	\$230,075.92	\$316,856.10	\$9.56	\$0.00	\$316,865.66
38210 - County Graffiti Eradication	\$2,748.17	\$0.00	\$0.00	\$2,748.17				
38220 - Cnty,District Court Technology	\$108,125.88	\$967.44	-\$329.10	\$108,764.22				
38230 - Record Preservation-CtyClk	\$82,874.75	\$4,805.05	-\$2,370.05	\$85,309.75				
38240 - Cnty, District Specialty Court	\$35,330.45	\$4,624.44	-\$1,658.28	\$38,296.61				
38300 - Child Abuse Prevention Fund	\$21,315.22	\$139.31	-\$16.11	\$21,438.42				
38310 - Family Protection Fund	-\$167.73	\$3,525.00	-\$1,425.00	\$1,932.27				
38320 - Records Management-Dist. Clk.	\$23,547.30	\$6,130.52	-\$4,784.56	\$24,893.26				
38330 - Records Archive-District Clerk	\$72,796.10	\$8,169.71	-\$5,930.97	\$75,034.84				
38340 - Record Preservation-DistClk	\$5,106.49	\$6,527.63	-\$2,831.82	\$8,802.30				

Fund	Cash				Investments			
	Opening GL Balance	GL Debit	GL Credit	GL Ending Balance	Opening GL Balance	GL Debit	GL Credit	GL Ending Balance
38350 - Records Technology - DC	\$32,677.71	\$3,322.32	-\$1,396.35	\$34,503.68				
38400 - Justice Crt Building Security	\$2,502.54	\$30,299.37	-\$51,316.31	-\$18,514.40				
38410 - Justice Court Technology Fund	\$520,094.88	\$5,782.13	-\$1,501.81	\$524,375.20				
38500 - Courthouse Security	\$548,715.01	\$21,334.90	-\$9,767.63	\$561,282.28				
38600 - LEOSE	\$142,643.27	\$0.00	\$0.00	\$142,643.27				
38710 - D A Hot Check Collection	\$9,656.00	\$0.21	-\$100.61	\$9,555.60				
38720 - D A Supplemental	-\$1,168.89	\$8,240.17	-\$3,240.66	\$3,830.62				
38730 - D A Forfeiture, CCP Chapter 59	\$146,137.74	\$40,013.21	-\$34,175.65	\$151,975.30				
38810 - Voter Registration	-\$18,086.69	\$33,711.76	-\$24,024.26	-\$8,399.19				
38820 - Special Inv,Dealer Escrow-Tax	\$75,226.35	\$632.81	-\$192.36	\$75,666.80	\$31,304.24	\$0.90	\$0.00	\$31,305.14
38830 - Scofflaw Fees, TTC Sect 502.01	\$1,845.73	\$0.00	\$0.00	\$1,845.73				
38910 - Election Services Contract	\$160,016.18	\$0.00	-\$95.06	\$159,921.12				
38920 - Elections - HAVA Equip. Rental	\$593,998.14	\$0.00	\$0.00	\$593,998.14				
38930 - Elections-CARES HAVA	\$0.01	\$0.00	\$0.00	\$0.01				
39040 - Constable Pct 4 Forfeiture	\$2,036.23	\$0.00	\$0.00	\$2,036.23				
39100 - Sheriff Contraband Forfeiture	\$325,801.17	\$0.00	-\$6,834.99	\$318,966.18				
39110 - Braz Cnty Narcotics Task Force	\$637,591.40	\$10,936.00	-\$12,829.95	\$635,697.45				
39120 - Sheriff Commissary Fund	\$581,718.56	\$116,688.29	-\$108,604.48	\$589,802.36				
39130 - Sheriff-Federal Forfeiture	\$199,141.92	\$0.00	-\$1,377.77	\$197,764.15				
39200 - Juvenile Case Manager Fund	\$10,069.74	\$213.76	-\$16.74	\$10,266.76				
39210 - Bond & Occupational LSF	-\$4,532.65	\$9,080.91	-\$13,960.71	-\$9,412.45				
39300 - Reliant Energy CARE Program	\$8,546.45	\$0.00	-\$929.11	\$7,617.34				
39310 - UnitedWay-Emergency Assistance	\$5.60	\$0.00	\$0.00	\$5.60				
39410 - Library-Special Projects	\$276,569.49	\$3,989.21	-\$1,502.93	\$279,055.77				
39500 - SEP-Wastewater-EnvHlth-TCEQ	-\$9,285.78	\$0.00	\$0.00	-\$9,285.78				
39610 - Parks Improvements								
39615 - TPW Foundation-Grt TX Birding	\$1,165.60	\$0.00	\$0.00	\$1,165.60				
39620 - Shoreline Rest. Task Force	\$38,079.07	\$0.00	\$0.00	\$38,079.07				
39630 - 2006 CoM Energy Security Act	\$2,852,364.80	\$0.00	\$0.00	\$2,852,364.80				
39700 - Lateral Road Fund								
39710 - Road & Bridge, Ch 152, Tx Code								
39720 - Special Projects								
39764 - Riverside Est Spcl Assmt	-\$185,683.34	\$215.86	\$0.00	-\$185,467.48				
39765 - Briar Meadows AmyLn Ross Rd SA	-\$174,825.14	\$9,260.40	\$0.00	-\$165,564.74				
39766 - Twin Lakes Assmt	-\$97,066.89	\$0.00	\$0.00	-\$97,066.89				
39767 - Greenhouse Rd Spec Assessment	-\$9,873.10	\$0.00	\$0.00	-\$9,873.10				
39768 - Old Coffee Plantation Sp Asses	-\$48,498.68	\$0.00	\$0.00	-\$48,498.68				
39769 - Lindell-Hudspeth Dr Spec Asses								
39770 - Lindell-Frio Dr Spec Assess								
39771 - Lindell-Donley Dr Spec Assess								
39772 - Pinetree Trail Rd Spec Assess	-\$21,227.00	\$0.00	\$0.00	-\$21,227.00				
39773 - Lakeside Drive Rd Spec Assess	-\$4,136.30	\$0.00	\$0.00	-\$4,136.30				
39774 - Forest Loop Special Assessment	-\$5,250.65	\$0.00	\$0.00	-\$5,250.65				
39775 - River Road (CR31a) Spec Assess	-\$5,249.00	\$0.00	\$0.00	-\$5,249.00				
39776 - Mustang Spur Spec Assess	\$12,180.67	\$0.00	\$0.00	\$12,180.67				
39777 - Jasper Special Assessment								
39800 - Law Library	\$125,102.58	\$44,714.44	-\$51,774.04	\$118,042.98	\$117,833.06	\$3.52	\$0.00	\$117,836.58
39900 - Mosquito Control District	\$605,450.42	\$103,224.13	-\$403,286.61	\$305,387.94	\$386,537.73	\$11.66	\$0.00	\$386,549.39
40000 - 2012 Gen Oblig Rfd (2003 CO)								
41000 - 2016 Limited Tax Rfd (2006 CO)	\$610,537.41	\$3,015.59	-\$225.67	\$613,327.33	\$488,002.83	\$14.64	\$0.00	\$488,017.47
42000 - 2012 Cert of Oblig-I,S	\$352,727.84	\$5,971.97	-\$582.33	\$358,117.48				
42100 - 2018 Cert of Oblig-I,S	\$360,127.76	\$2,944.27	-\$402.07	\$362,669.96				
42200 - 2021 CO-Courthouse Campus I,S	\$3,070,351.02	\$8,770.08	-\$350.16	\$3,078,770.94				
43000 - Tax Notes, Series 2013 I&S								
44000 - Toll Road-SH288-I&S	\$650,470.50	\$233,816.37	-\$233,242.85	\$651,044.02				
45000 - Road Bonds-Mobility-I,S	\$2,037,585.73	\$10,084.41	-\$742.44	\$2,046,927.70	\$877,207.07	\$26.36	\$0.00	\$877,233.43
51000 - 2006 Certificate of Obligation								
52000 - 2012 Cert of Oblig,C,M								
52100 - 2018 Cert of Oblig,C,M	\$225,150.80	\$0.00	\$0.00	\$225,150.80	\$3,606,076.90	\$108.35	\$0.00	\$3,606,185.25
52200 - 2021 CO-Courthouse Campus C,M								
52201 - 2022 EOC State Allocation	\$5,000,000.00	\$5,000,000.00	-\$5,000,000.00	\$5,000,000.00				
54000 - Toll Road-SH288-C & M	\$2,113,445.04	\$13.63	-\$42,544.33	\$2,070,914.34	\$14,085,575.19	\$511.45	\$0.00	\$14,086,086.64
55000 - Mobility Plan	-\$645,117.78	\$37,924.88	\$0.00	-\$607,192.90				
57200 - Ring of Honor	\$55,124.94	\$0.00	\$0.00	\$55,124.94				
60500 - Airport Operating	-\$1,813,451.54	\$378,456.47	-\$292,574.91	-\$1,727,569.98				
61000 - BCTRA O&M SH288	\$6,269,945.49	\$731,913.87	-\$134.97	\$7,001,724.39				
61100 - Braz Cnty Toll Rd-Preliminary								
64000 - BCTRA FM518 PEDC-SH288	\$416,750.14	\$0.40	\$0.00	\$416,750.54				
64100 - BCTRA Contributions-SH288								
64200 - BCTRA FM518 TXDOT-SH288	-\$706,571.67	\$0.00	-\$848.17	-\$707,419.84				
71000 - Health Care Benefits	\$3,141,201.15	\$1,842,313.96	-\$2,214,975.51	\$2,768,539.60	\$6,000,247.25	\$180.30	\$0.00	\$6,000,427.55
72000 - Employee Health Clinic	\$72,653.96	\$51,920.00	-\$164,091.80	-\$39,517.84				
73000 - Insurance Reserve	\$294,677.67	\$0.00	-\$1,607.04	\$293,070.63	\$898,650.02	\$27.00	\$0.00	\$898,677.02
81000 - B Cnty Groundwater Conserv Dist	\$1,671,013.33	\$46,913.52	-\$47,919.90	\$1,670,006.95				
81100 - Braz Cnty Toll Road Authority								
81500 - CSCD-Sub Abuse-Outpatient-DP	\$21,615.40	\$26,964.20	-\$55,620.61	-\$7,041.01				
81600 - CSCD-TAIP Treatment Alter.	\$25,283.08	\$0.00	-\$1,350.00	\$23,933.08				
81700 - CSCD-Mental Health Caseloads	\$21,110.64	\$10,361.33	-\$21,382.88	\$10,089.09				
81800 - CSCD-Supervision Program	\$1,245,846.21	\$473,591.96	-\$621,923.21	\$1,097,514.96				
81850 - CSCD-Evidence Based Assessment								
81900 - CSCD-Comm Corr-Op Hab Caseload	\$92,521.19	\$10,632.05	-\$22,249.49	\$80,903.75				
82000 - CSCD-Comm Corr-Life								
82100 - CSCD-Comm Corr-Sex Offender	\$33,879.12	\$10,002.20	-\$19,258.28	\$24,623.04				
82200 - CSCD-Comm Corr-Substance Abuse								
82300 - CSCD-Operation Habilitation DP	\$29,550.03	\$4,969.98	-\$11,864.55	\$22,655.46				

Fund	Cash				Investments			
	Opening GL Balance	GL Debit	GL Credit	GL Ending Balance	Opening GL Balance	GL Debit	GL Credit	GL Ending Balance
82400 - CSCD-New Caseload Reduction-DP								
82500 - CSCD-DP30 Sub Abuse Trt Pgrm	\$75,547.32	\$19,550.51	-\$41,559.23	\$53,538.60				
88000 - Trust & Agency								
88200 - Brazos Mall								
88300 - SH288 @ CR 56 Overpass								
89000 - Historical Commission	\$1,467.83	\$0.00	\$0.00	\$1,467.83	\$14,427.95	\$0.32	\$0.00	\$14,428.27

**BRAZORIA COUNTY
PORTFOLIO REPORT
OCTOBER 2021**

Current Date: 10/31/2021

Fund	Description	Type	CUSIP	Coupon	Settle Date	Maturity Date	Next Call Date	Par Value	Purch Price	Purch Cost	Book Value	Mkt Price	Mkt Value	Days to Mat	YTM	Interest Earned
10000	FFCB	Agency	3133EMDM1	0.270	10/20/20	10/20/23	10/20/22	2,000,000.00	100.000	2,000,000.00	2,000,000.00	0.9941	1,988,200.00	719	0.270	2,700.00
10000	FFCB	Agency	3133EMQM7	0.200	02/16/21	02/16/22	02/16/22	2,000,000.00	100.000	2,000,000.00	2,000,000.00	0.9893	1,978,600.00	838	0.200	
10000	FHLB	Agency	3130ALKM5	0.350	03/15/21	03/15/24	12/15/21	2,000,000.00	100.000	2,000,000.00	2,000,000.00	0.9920	1,984,000.00	866	0.350	
10000	FHLB	Agency	3130ALLM4	0.350	03/29/21	03/28/24	12/28/21	2,000,000.00	100.000	2,000,000.00	2,000,000.00	0.9916	1,983,200.00	879	0.350	
10000	FHLB	Agency	3130ALRH9	0.400	04/12/21	04/12/24	10/12/21	2,000,000.00	100.000	2,000,000.00	2,000,000.00	0.9920	1,984,000.00	894	0.400	4,000.00
10000	FHLB	Agency	3130AMND0	0.430	06/17/21	06/17/24	12/17/21	2,000,000.00	100.000	2,000,000.00	2,000,000.00	0.9914	1,982,800.00	960	0.430	
10000	FHLB	Agency	3130APAW5	0.550	10/08/21	10/08/24	04/08/22	2,000,000.00	100.000	2,000,000.00	2,000,000.00	1.0000	2,000,000.00	1073	0.550	
10000	FHLB	Agency	3130APB20	0.600	10/22/21	10/22/24	11/22/21	2,000,000.00	100.000	2,000,000.00	2,000,000.00	1.0000	2,000,000.00	1087	0.600	
10000	FHLB	Agency	3130APJ89	0.700	10/28/21	10/28/24	01/28/22	2,000,000.00	100.000	2,000,000.00	2,000,000.00	1.0000	2,000,000.00	1093	0.700	
997	TexPool	LGIP		0.035				77,864,817.40	100.000	77,864,817.40	77,864,817.40	100.00	77,864,817.40	1	0.035	2,319.99
998	Texas Class	LGIP		0.044				55,926,873.75	100.000	55,926,873.75	55,926,873.75	100.00	55,926,873.75	1	0.044	2,068.48
999	Depository	Cash		0.050				34,282,765.65	100.000	34,282,765.65	34,282,765.65	100.00	34,282,765.65	1	0.050	1,981.02
								186,074,456.80		186,074,456.80	186,074,456.80		185,975,256.80	91	0.078	13,069.49

Matured or Called Investments:

This report is presented in accordance with the Texas Government Code Title 10 Section 2256.023 and complies with the Investment Strategy of Brazoria County's Investment Policy and I certify that to the best of my knowledge the above is true and correct.

Cathy Campbell

Cathy Campbell, CIO
Brazoria County Treasurer

BRAZORIA COUNTY
Investment Data Summary
October 2021

Type Breakdown:	Book Value	Percent	Wtd Avg Mat	Wtd Avg Yield
LGIP	133,791,691.15	71.90%	1	0.039
Agency	18,000,000.00	9.67%	934	0.428
Cash	34,282,765.65	18.42%	1	0.050
	186,074,456.80	100.00%	91	0.078

Issuer Breakdown:	Book Value	Percent	Wtd Avg Mat	Wtd Avg Yield
FNMA				
FHLB	14,000,000.00	7.52%	979	0.483
FHLMC	-			
-	-			
FFCB	4,000,000.00	2.15%	778	0.230
-	-			
TexPool	77,864,817.40	41.85%	1	0.035
Texas Class	55,926,873.75	30.06%	1	0.044
Depository	34,282,765.65	18.42%	1	0.050
	186,074,456.80	100.00%	91	0.078

Fund Breakdown:	Book Value	Percent	Wtd Avg Mat	Wtd Avg Yield
10000	18,000,000.00	9.67%	934	0.428
20500	-			
997	77,864,817.40	41.85%	1	0.035
998	55,926,873.75	30.06%	1	0.044
999	34,282,765.65	18.42%	1	0.050
	186,074,456.80	100.00%	91	0.078


Maturity Breakdown:	Book Value	Percent
Less Than 90 Days	168,074,456.80	90.33%
90 to 180 Days	-	0.00%
181 to 365 Days	-	0.00%
More Than 365 Days	18,000,000.00	9.67%
	186,074,456.80	100.00%

BRAZORIA COUNTY
Investment Summary Report
For the Period Ending 10/31/2021

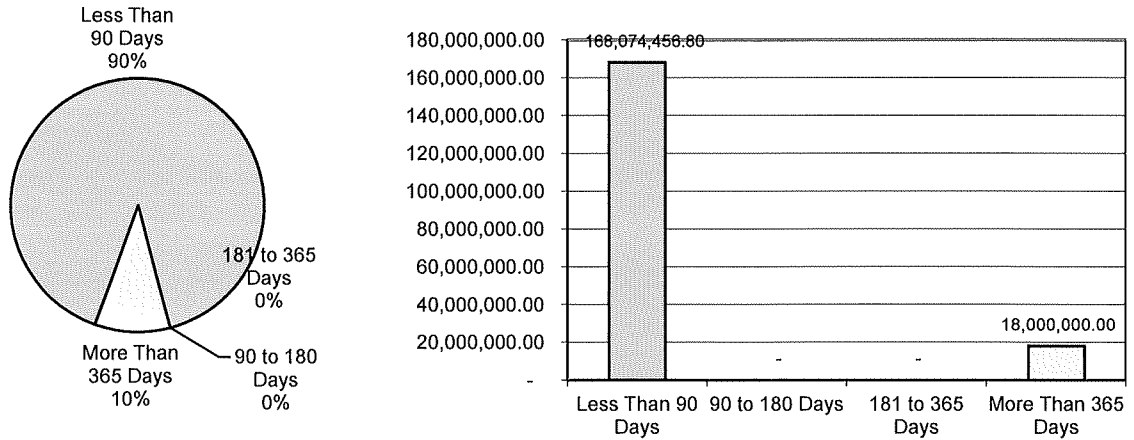
Total Portfolio Summary			
	Current Month 10/31/21	Prior Month 9/30/2021	Change From Prior
Book Value	186,074,456.80	198,643,901.86	(12,569,445.06)
Market Value	185,975,256.80	198,648,901.86	(12,673,645.06)
Market Value%	99.95%	100.00%	-0.06%
Weighted Average Maturity - Days	91 days	55 days	37
Weighted Average Yield	0.078%	0.06%	0.02%

Portfolio Composition by Fund			
Fund Name	10/31/2021 Book Value	Wtd Avg Yield	Wtd Avg Maturity
10000	18,000,000.00	0.428%	934
20500	-		0
997	77,864,817.40	0.035%	1
998	55,926,873.75	0.044%	1
999	34,282,765.65	0.050%	1
TOTALS:	186,074,456.80	0.078%	91 days

Portfolio Composition by Security Type	Portfolio Composition by Issuer
--	---------------------------------



Maturity Distribution



Monthly Interest Earned for Fiscal Year 2022

	Oct	Nov	Dec	1st Qtr	Jan	Feb	Mar	2nd Qtr	April	May	June	3rd Qtr	July	August	Sept	4th Qtr	Ann Earned
BANK	1,981.02			1,981.02				0.00				0.00				0.00	1,981.02
TEXPOOL	2,319.99			2,319.99				0.00				0.00				0.00	2,319.99
Texas Class	2,068.48			2,068.48				0.00				0.00				0.00	2,068.48
Agencies	6,700.00			6,700.00				0.00				0.00				0.00	6,700.00
Total Per Mo.	13,069.49	0.00	0.00	13,069.49	0.00	0.00	0.00	0.00	0.00	0.00	0.00	0.00	0.00	0.00	0.00	0.00	13,069.49

I certify that to the best of my knowledge the above is true and correct.

Cathy Campbell

Cathy Campbell, CCT, CIO
Brazoria County Treasurer



Monthly Newsletter: November 2021

ANNOUNCEMENTS

We welcome the following entities who joined TexPool in October 2021:

- TexPool
- Texas County MUD 26
- Oak Hill FWSD 1
- Brazos County MUD 1
- Harris County MUD 503
- Leander MUD 2
- TexPool Prime
- No New Participants

Upcoming Events

November 3, 2021 - November 5, 2021
GFOAT Fall Conference
College Station, TX

TexPool Advisory Board Members

- David Garcia
- Jerry Dale
- Patrick Krishock
- David Landeros
- Belinda Weaver
- Sharon Matthews
- Deborah Landermilk
- Vivian Wood
- Overseen by the State of Texas Comptroller of Public Accounts Glenn Hegar
- Operated under the supervision of the Texas Treasury Safeguarding Trust Company

Economic and Market Commentary: A familiar course

November 1, 2021

2013 seems so long ago. That was the year of Pope Francis' inauguration, the Candy Crush app and the indulgent Cronut. Seafarers reached such a fever pitch the Oxford dictionary selected it Word of the Year. And in December, the Federal Reserve announced it would begin to reduce its asset purchase program.

Granted, tapering is hardly a memorable event for most of the world. But many are recalling it now that it's soon likely to happen again—potentially following the Federal Open Market Committee meeting Nov. 3. For his part, Chair Jerome Powell said on Oct. 22 that, "I do think it's time to taper." It's helpful to recall 2013 because the process went smoothly (the taper tantrum happened earlier in the year). We expect the same outcome this time.

While the Treasury market probably won't budge from its low levels for some time—Powell also said, "I don't think it's time to raise rates"—spreads in the prime space have been widening. (This is being seen in the Bloomberg Short-Term Bank Yield Index, or BSBY—the industry replacement for the London interbank offered rate.) We think BSBY yields will continue in that positive direction.

Performance as of October 31, 2021

	TexPool	TexPool Prime
Current Invested Balance	\$22,119,184,175	\$8,550,438,466
Weighted Average Maturity**	43 Days	48 Days
Weighted Average Life**	104 Days	57 Days
Net Asset Value	1.00005	0.99999
Total Number of Participants	2,670	449
Management Fee on Invested Balance	0.0450%	0.0550%
Interest Distributed	\$662,832.99	\$452,383.22
Management Fee Collected	\$844,031.32	\$357,135.27
Standard & Poor's Current Rating	AAA-Am	AAA-Am
Month Averages		
Average Invested Balance	\$22,083,960,100	\$8,662,620,780
Average Monthly Rate*	0.04%	0.06%
Average Weighted Average Maturity**	40	47
Average Weighted Average Life**	101	57

*This average monthly rate for TexPool Prime for each date may reflect a number of some portion or all of each of the management fees.
**See page 2 for definitions.
Past performance is no guarantee of future results.

Phone: 1-866-TEXPOOL (839-7665) • Fax: 1-866-839-3591 • TexPool.com
© 2021 Federated Hermes, Inc.
C35884-24 (11/21)




Managed and Serviced by

PRSRIT STD
U.S. POSTAGE
PAID
AUSTIN, TX
PERMIT NO. 1254

TEXPOOL
Participant Services
1001 Texas Ave, Suite 1150
Houston, TX 77002

MS. CATHY CAMPBELL
BRAZORIA COUNTY
111 E LOCUST ST STE 305
ANGLETON TX 77515-4677

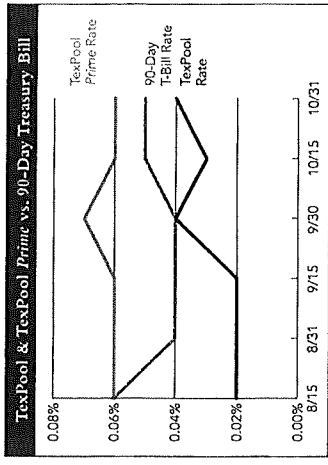


T3 P1

Of course, there's a litany of issues clouding the picture. We were not surprised by the poor third-quarter gross domestic product (GDP) growth, though the 2% annualized reading was lower than expected. Headwinds could come if Covid-19 surges in the winter or another variant emerges. And the toxic politics in Washington make even the basic function of raising the federal debt limit a heavy lift.

But if these potentials don't come to pass, the debt ceiling is raised and GDP growth picks up in 2022 as we project, the markets could get a boost. Other good news should come with the "hard" infrastructure bill, now closer than ever to becoming law. Municipalities and local governments have strong balance sheets swelled by timely tax payments and fiscal stimulus. The bill will be ice cream for them, but should have a long-term positive impact.

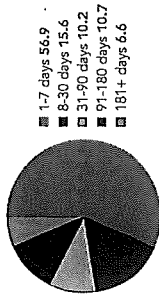
At the end of October, yields on 1-, 3-, 6- and 12-month U.S. Treasuries were 0.06%, 0.05%, 0.06% and 0.12%, respectively; and the 1-, 3-, 6- and 12-month London interbank offered rates (Libor) were 0.08%, 0.14%, 0.21% and 0.37%, respectively.



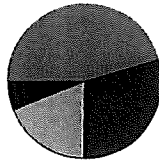
90-Day Treasury Bill is a short-term debt instrument backed by the national government. These are used to collect immediate cash to meet outstanding obligations.
Any private investor can invest in a Treasury bill. The 90-Day Treasury Bill is a weighted average rate of the weekly auctions of 90-Day Treasury Bills.
Past performance is no guarantee of future results.

Portfolio by Maturity (%)

As of October 31, 2021



- Treasuries 45.5
- Repurchase Agreements 30.0
- Agencies 18.4
- Money Market Funds 6.1



Portfolio Asset Summary as of October 31, 2021

	Book Value	Market Value
Uninvested Balance	\$7,530.69	\$7,530.69
Receivable for Investments Sold	0.00	0.00
Accrual of Interest Income	16,531,004.34	16,531,004.34
Interest and Management Fees Payable	-662,886.11	-662,886.11
Payable for Investments Purchased	-349,951,945.35	-349,951,945.35
Accrued Expenses & Taxes	-81,810.75	-81,810.75
Repurchase Agreements	6,726,115,126.00	6,726,115,126.00
Mutual Fund Investments	1,369,074,000.00	1,369,074,000.00
Government Securities	4,133,103,398.75	4,134,320,956.71
US Treasury Bills	6,230,785,602.11	6,230,711,780.92
US Treasury Notes	3,994,264,155.48	3,993,981,383.65
Total	\$22,119,184,175.16	\$22,120,045,140.10

Market value of collateral supporting the Repurchase Agreements is at least 100% of the Book Value. The portfolio is managed by Federated Investment Counseling and the assets are safe kept in a separate custodial account at State Street Bank in the name of TexPool. The only source of payment to the Participants is the assets of TexPool. There is no secondary source of payment for the pool such as insurance or State guarantee. Should you require a copy of the portfolio, please contact TexPool Participant Services.

Participant Summary

	Number of Participants	Balance
School District	599	\$5,813,968,845.71
Higher Education	60	\$1,174,625,888.58
County	194	\$2,677,145,679.21
Health Care	90	\$1,220,266,094.61
Utility District	859	\$3,512,889,204.44
City	484	\$6,376,504,413.21
Emergency Districts	98	\$27,437,869.28
Economic Development Districts	83	\$123,845,161.54
Other	203	\$945,182,495.35

**Definition of Weighted Average Maturity and Weighted Average Life

WAM is the mean average of the periods of time remaining until the securities held in TexPool (a) are scheduled to be repaid, (b) would be repaid upon a demand by TexPool, or (c) are scheduled to have their interest rate readjusted to reflect current market rates. Securities with adjustable rates payable upon demand are treated as maturing on the earlier of the two dates set forth in (b) and (c) if their scheduled maturity is 397 days or less, and the later of the two dates set forth in (b) and (c) if their scheduled maturity is more than 397 days. The mean is weighted based on the percentage of the amortized cost of the portfolio invested in each period. WAM is calculated in the same manner as WAM, but is based solely on the periods of time remaining until the securities held in TexPool (a) are scheduled to be repaid or (b) would be repaid upon a demand by TexPool, without reference to when interest rates of securities within TexPool are scheduled to be readjusted.

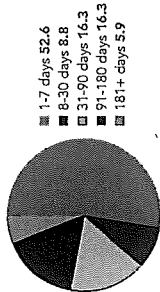
Daily Summary

Date	Money Mkt. Fund Equiv. (RECEIVED)	Dividend Factor	TexPool Invested Balance	NAV	WAM (Days)	WAL (Days)
10/1	0.0366%	0.000001002	\$21,930,531,453.98	1.00010	38	102
10/2	0.0366%	0.000001002	\$21,930,531,453.98	1.00010	38	102
10/3	0.0366%	0.000001002	\$21,930,531,453.98	1.00010	38	102
10/4	0.0328%	0.000000899	\$21,916,535,051.05	1.00011	35	99
10/5	0.0354%	0.000000971	\$21,909,751,698.88	1.00010	37	100
10/6	0.0357%	0.000000978	\$21,916,201,398.42	1.00010	40	100
10/7	0.0354%	0.000000974	\$22,028,130,556.23	1.00010	40	100
10/8	0.0354%	0.000000971	\$22,068,975,843.06	1.00009	40	99
10/9	0.0354%	0.000000971	\$22,068,975,843.06	1.00009	40	99
10/10	0.0354%	0.000000971	\$22,068,975,843.06	1.00009	40	99
10/11	0.0354%	0.000000971	\$22,068,975,843.06	1.00009	40	99
10/12	0.0362%	0.000000991	\$22,070,355,061.19	1.00009	39	101
10/13	0.0368%	0.000001008	\$22,032,710,936.69	1.00010	40	101
10/14	0.0370%	0.000001013	\$22,016,196,918.62	1.00010	40	101
10/15	0.0275%	0.000000754	\$22,134,821,397.19	1.00009	40	100
10/16	0.0275%	0.000000754	\$22,134,821,397.19	1.00009	40	100
10/17	0.0275%	0.000000754	\$22,134,821,397.19	1.00009	40	100
10/18	0.0368%	0.000001007	\$22,164,832,723.57	1.00009	38	98
10/19	0.0374%	0.000001025	\$22,091,734,173.94	1.00009	38	97
10/20	0.0347%	0.000000951	\$22,059,253,490.31	1.00009	39	99
10/21	0.0351%	0.000000962	\$22,063,437,375.94	1.00008	40	101
10/22	0.0352%	0.000000964	\$21,985,119,047.76	1.00007	42	103
10/23	0.0352%	0.000000964	\$21,985,119,047.76	1.00007	42	103
10/24	0.0352%	0.000000964	\$21,985,119,047.76	1.00007	42	103
10/25	0.0400%	0.000001096	\$22,580,568,977.69	1.00007	39	98
10/26	0.0365%	0.000000999	\$22,427,251,672.81	1.00007	39	98
10/27	0.0377%	0.000001032	\$22,347,667,136.66	1.00007	41	102
10/28	0.0373%	0.000001022	\$22,193,264,356.82	1.00007	40	102
10/29	0.0374%	0.000001026	\$22,119,184,175.16	1.00005	43	104
10/30	0.0374%	0.000001026	\$22,119,184,175.16	1.00005	43	104
10/31	0.0374%	0.000001026	\$22,119,184,175.16	1.00005	43	104
Average:	0.0353%	0.000000969	\$22,083,860,100.11	1.00008	40	101

TexPool Prime


Portfolio by Maturity (%)

As of October 31, 2021



Portfolio by Type of Investment (%)

As of October 31, 2021



Portfolio Asset Summary as of October 31, 2021

	Book Value	Market Value
Uninvested Balance	\$1,237.72	\$1,237.72
Receivable for Investments Sold	0.00	0.00
Accrual of Interest Income	83,777.34	83,777.34
Interest and Management Fees Payable	-452,376.14	-452,376.14
Payable for Investments Purchased	0.00	0.00
Accrued Expenses & Taxes	-32,632.22	-32,632.22
Repurchase Agreements	1,234,849,000.00	1,234,849,000.00
Commercial Paper	5,993,324,197.04	5,993,468,050.50
Bank Instruments	0.00	0.00
Mutual Fund Investments	855,151,642.74	854,923,558.30
Government Securities	367,513,619.88	367,511,586.23
Variable Rate Notes	100,000,000.00	100,000,000.00
Total	\$8,550,438,466.36	\$8,550,354,201.73

Market value of collateral supporting the Repurchase Agreements is at least 102% of the Book Value. The portfolio is managed by Federated Investment Counseling and the assets are safe kept in a separate custodial account at State Street Bank in the name of TexPool Prime. The assets of TexPool Prime are the only source of payments to the Participants. There is no secondary source of payment for the pool such as insurance or State guarantee. Should you require a copy of the portfolio, please contact TexPool Participant Services.

Participant Summary

	Number of Participants	Balance
School District	129	\$2,141,460,014.79
Higher Education	19	\$589,789,088.81
County	47	\$517,156,441.87
Health Care	18	\$295,125,244.05
Utility District	49	\$438,475,993.97
City	90	\$2,083,243,272.05
Emergency Districts	21	\$33,476,905.65
Economic Development Districts	15	\$21,736,903.56
Other	61	\$2,429,996,265.95

TexPool Prime

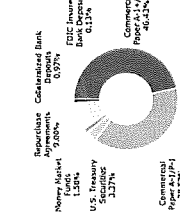
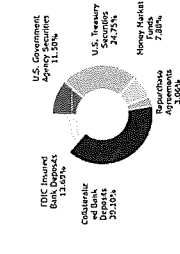
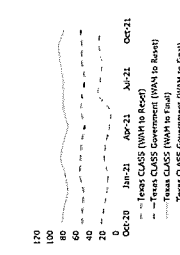
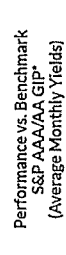
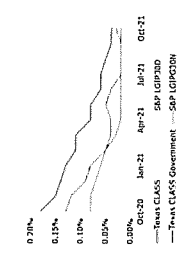
Daily Summary

Date	Money Mkt. Fund Equiv. (SEC Yield)	Dividend Factor	TexPool Prime Invested Balance	NAV	WAM Days	WAL Days
10/1	0.0719%	0.000001971	\$8,746,517,713.49	1.00003	50	58
10/2	0.0719%	0.000001971	\$8,746,517,713.49	1.00003	50	58
10/3	0.0719%	0.000001971	\$8,746,517,713.49	1.00003	50	58
10/4	0.0695%	0.000001903	\$8,738,194,111.00	1.00003	48	56
10/5	0.0699%	0.000001915	\$8,715,427,504.39	1.00003	47	55
10/6	0.0692%	0.000001896	\$8,683,746,305.06	1.00003	47	55
10/7	0.0652%	0.000001238	\$8,741,431,248.03	1.00003	46	57
10/8	0.0604%	0.000001656	\$8,787,971,865.04	1.00002	47	57
10/9	0.0604%	0.000001656	\$8,787,971,865.04	1.00002	47	57
10/10	0.0604%	0.000001656	\$8,787,971,865.04	1.00002	47	57
10/11	0.0604%	0.000001656	\$8,787,971,865.04	1.00002	47	57
10/12	0.0587%	0.000001609	\$8,731,094,540.50	1.00003	45	55
10/13	0.0584%	0.000001599	\$8,714,511,065.06	1.00003	45	55
10/14	0.0592%	0.000001621	\$8,684,016,683.21	1.00003	46	56
10/15	0.0590%	0.000001616	\$8,563,782,115.34	1.00002	47	57
10/16	0.0590%	0.000001616	\$8,563,782,115.34	1.00002	47	57
10/17	0.0590%	0.000001616	\$8,563,782,115.34	1.00002	47	57
10/18	0.0591%	0.000001619	\$8,581,668,532.87	1.00002	45	55
10/19	0.0597%	0.000001635	\$8,621,090,443.62	1.00002	48	58
10/20	0.0612%	0.000001678	\$8,627,126,680.33	1.00002	48	58
10/21	0.0600%	0.000001644	\$8,643,612,173.74	1.00002	49	59
10/22	0.0604%	0.000001654	\$8,596,806,666.29	1.00000	49	59
10/23	0.0604%	0.000001654	\$8,596,806,666.29	1.00000	49	59
10/24	0.0604%	0.000001654	\$8,596,806,666.29	1.00000	49	59
10/25	0.0623%	0.000001707	\$8,662,612,540.36	1.00000	46	55
10/26	0.0588%	0.000001610	\$8,633,545,964.73	1.00001	48	57
10/27	0.0602%	0.000001649	\$8,607,368,084.77	1.00000	47	57
10/28	0.0598%	0.000001639	\$8,631,275,968.86	1.00000	47	57
10/29	0.0600%	0.000001644	\$8,550,438,466.36	0.99999	48	57
10/30	0.0600%	0.000001644	\$8,550,438,466.36	0.99999	48	57
10/31	0.0600%	0.000001644	\$8,550,438,466.36	0.99999	48	57
Average:	0.0615%	0.000001685	\$8,662,620,780.36	1.00002	47	57

The following information is provided in accordance with Texas State Statute 2256.0016.

As of October 31, 2021

Print



Texas CLASS Government Portfolio Breakdown

Month End	Yield**	Share Balance	Market Value	Amortized Cost	WAM (Days)	WAM (Final)**
Aug-21	0.05%	\$12,594,466,656	\$12,955,420,828	\$12,955,004,520	1.00	53
Sep-21	0.04%	\$12,182,861,731	\$12,277,651,947	\$12,277,941,285	1.00	53
Oct-21	0.04%	\$11,724,081,606	\$11,853,115,803	\$11,853,060,553	1.00	55

Texas CLASS Government Portfolio Breakdown

Month End	Yield**	Share Balance	Market Value	Amortized Cost	WAM (Days)	WAM (Final)**
Aug-21	0.05%	\$12,594,466,656	\$12,955,420,828	\$12,955,004,520	1.00	53
Sep-21	0.04%	\$12,182,861,731	\$12,277,651,947	\$12,277,941,285	1.00	53
Oct-21	0.04%	\$11,724,081,606	\$11,853,115,803	\$11,853,060,553	1.00	55

Texas CLASS Government Portfolio Breakdown

Month End	Yield**	Share Balance	Market Value	Amortized Cost	WAM (Days)	WAM (Final)**
Aug-21	0.05%	\$12,594,466,656	\$12,955,420,828	\$12,955,004,520	1.00	53
Sep-21	0.04%	\$12,182,861,731	\$12,277,651,947	\$12,277,941,285	1.00	53
Oct-21	0.04%	\$11,724,081,606	\$11,853,115,803	\$11,853,060,553	1.00	55

Average monthly yield *As of the end of the last day of the month

Texas CLASS Government Prior Month Comparison

Month End	Yield**	Share Balance	Market Value	Amortized Cost	WAM (Days)	WAM (Final)**
Aug-21	0.05%	\$12,594,466,656	\$12,955,420,828	\$12,955,004,520	1.00	53
Sep-21	0.04%	\$12,182,861,731	\$12,277,651,947	\$12,277,941,285	1.00	53
Oct-21	0.04%	\$11,724,081,606	\$11,853,115,803	\$11,853,060,553	1.00	55

Texas CLASS Government Prior Month Comparison

Month End	Yield**	Share Balance	Market Value	Amortized Cost	WAM (Days)	WAM (Final)**
Aug-21	0.05%	\$12,594,466,656	\$12,955,420,828	\$12,955,004,520	1.00	53
Sep-21	0.04%	\$12,182,861,731	\$12,277,651,947	\$12,277,941,285	1.00	53
Oct-21	0.04%	\$11,724,081,606	\$11,853,115,803	\$11,853,060,553	1.00	55

Average monthly yield *As of the end of the last day of the month

Fund Highlights as of October 31, 2021 (Unaudited)

For the month of October 2021, the Program Administrator accrued fees of \$959,622.08 and had average shares outstanding of 11,887,359,477.59 for Texas CLASS. For Texas CLASS Government, the Program Administrator accrued fees of \$106,822.13 and had average shares outstanding of 1,372,625,920.46. The fees for both Texas CLASS and Texas CLASS Government are accrued on a daily basis. The applicable fee rate is calculated by taking the fee rate(s) divided by 255 days (366 days in the event of a leap year) and rounded to ten decimal places. The current day's settled shares outstanding will be multiplied by the applicable fee rate(s) to equal the daily fee accrual. For weekend days and holidays, the settled shares outstanding for the previous business day will be utilized for the calculation of the fees. The applicable fee rate is located in Exhibit F of the Ninth Amended and Restated Trust Agreement. The Program Administrator reserves the right to state fees listed in the Ninth Amended and Restated Trust Agreement. The monthly fee is the sum of all daily fee accruals for the month of October. The fees are paid monthly upon notification to the custodian bank. As of October 31, 2021, the fee for Texas CLASS was 10 basis points and the fee for Texas CLASS Government was 7 basis points.

- Both funds are rated "AA+" by S&P Global Ratings.
- Net Asset Value for both funds from October 1 to October 31, 2021 is equal to \$1.00.
- The real maturity date of all investments were less than one year.
- The custodian bank for Texas CLASS is UMB Bank.
- The number of Participants is 872.
- There are currently no investments that have a stated maturity greater than one year.
- The portfolio manager for Texas CLASS is Neil Vaud, CFA and Randy Palomba, CFP.
- All sources of payment are the underlying assets of the local government investment pool at market value.
- The Ninth Amended and Restated Trust Agreement was adopted by the Board of Trustees on February 25, 2021. You can access your copy of the Ninth Amended and Restated Trust Agreement by visiting our website at www.texasclass.com.

BOARD OF TRUSTEES

- Mr. Steve Williams, Chairman**
Asst. City Administrator/CFO City of Conroe
- Ms. Amy Perez**
Director of Financial Management, Harris County
- Ms. Monika Arris**
Director of Budget & Finance, Collin County
- Mr. Mike Hagar**
Asst. Supt. of Business & Finance, Alamo Heights ISD
- Ms. Cindy Yeatts Brown**
Treasurer, Denton County
- Ms. Yvonne Johnson**
Executive Director – Galena Park ISD
- Ms. Heather Hurlbert**
Director of Finance & Business Analysis, City of Corpus Christi

Texas Class Prime Rates for October 2021

Date	Daily Rate (%)	YTD Yield (%)	7-Day Yield (%)	WAM Days to Reset	WAM Days to Final	Daily Dividend	Net Asset Value (NAV)
10/31/2021	0.0466	0.0767	0.0451	55	81	0.000001277	1.000004710
10/30/2021	0.0466	0.0768	0.0445	56	82	0.000001277	1.000006840
10/29/2021	0.0466	0.0769	0.0439	57	83	0.000001277	1.000008980
10/28/2021	0.0445	0.0770	0.0433	54	80	0.000001219	1.000009240
10/27/2021	0.0441	0.0771	0.0431	53	79	0.000001207	1.000010590
10/26/2021	0.0436	0.0772	0.0431	53	79	0.000001195	1.000015290
10/25/2021	0.0437	0.0774	0.0434	54	80	0.000001196	1.000015230
10/24/2021	0.0424	0.0775	0.0437	54	81	0.000001162	1.000012460
10/23/2021	0.0424	0.0776	0.0440	55	82	0.000001162	1.000014540
10/22/2021	0.0424	0.0777	0.0444	56	83	0.000001163	1.000016620
10/21/2021	0.0430	0.0778	0.0448	55	83	0.000001178	1.000020450
10/20/2021	0.0443	0.0779	0.0451	56	84	0.000001213	1.000020430
10/19/2021	0.0453	0.0781	0.0450	57	85	0.000001240	1.000023200
10/18/2021	0.0458	0.0782	0.0448	57	86	0.000001255	1.000022840
10/17/2021	0.0450	0.0783	0.0444	57	86	0.000001232	1.000019110
10/16/2021	0.0450	0.0784	0.0441	58	87	0.000001232	1.000021250
10/15/2021	0.0450	0.0785	0.0438	59	88	0.000001233	1.000023390
10/14/2021	0.0453	0.0786	0.0435	56	90	0.000001242	1.000029900
10/13/2021	0.0440	0.0787	0.0428	56	90	0.000001204	1.000029760
10/12/2021	0.0436	0.0788	0.0427	54	89	0.000001194	1.000030190
10/11/2021	0.0430	0.0790	0.0421	52	86	0.000001178	1.000022490
10/10/2021	0.0430	0.0791	0.0420	53	88	0.000001178	1.000024530
10/9/2021	0.0430	0.0792	0.0418	54	89	0.000001178	1.000026570
10/8/2021	0.0430	0.0794	0.0415	55	90	0.000001177	1.000028600
10/7/2021	0.0403	0.0795	0.0413	54	90	0.000001104	1.000026950
10/6/2021	0.0427	0.0796	0.0419	53	89	0.000001170	1.000026880
10/5/2021	0.0395	0.0798	0.0419	53	89	0.000001083	1.000022330
10/4/2021	0.0425	0.0799	0.0423	53	89	0.000001165	1.000022270
10/3/2021	0.0413	0.0801	0.0424	53	88	0.000001131	1.000018240
10/2/2021	0.0413	0.0802	0.0425	53	89	0.000001131	1.000020360
10/1/2021	0.0413	0.0803	0.0427	54	87	0.000001131	1.000022470

Texas Class Government Rates for October 2021

Date	Daily Rate (%)	YTD Yield (%)	7-Day Yield (%)	WAM Days to Reset	WAM Days to Final	Daily Dividend	Net Asset Value (NAV)
10/31/2021	0.0251	0.0385	0.0251	26	53	0.000000688	0.999983060
10/30/2021	0.0251	0.0385	0.0251	26	54	0.000000688	0.999983400
10/29/2021	0.0251	0.0386	0.0251	26	54	0.000000688	0.999987300
10/28/2021	0.0251	0.0386	0.0251	25	53	0.000000688	0.999984200
10/27/2021	0.0251	0.0387	0.0251	25	53	0.000000688	0.999995550
10/26/2021	0.0251	0.0387	0.0251	25	53	0.000000688	0.999993300
10/25/2021	0.0251	0.0388	0.0251	25	53	0.000000688	0.999992450
10/24/2021	0.0251	0.0388	0.0251	26	53	0.000000688	0.999991790
10/23/2021	0.0251	0.0389	0.0251	26	54	0.000000688	0.999991150
10/22/2021	0.0251	0.0389	0.0251	26	54	0.000000688	0.999991510
10/21/2021	0.0251	0.0390	0.0251	26	54	0.000000688	0.999991260
10/20/2021	0.0251	0.0390	0.0251	26	45	0.000000688	1.000004750
10/19/2021	0.0251	0.0391	0.0251	26	46	0.000000688	1.000001470
10/18/2021	0.0251	0.0391	0.0251	27	43	0.000000688	1.000001810
10/17/2021	0.0251	0.0391	0.0251	27	43	0.000000688	1.000002130
10/16/2021	0.0251	0.0392	0.0280	27	44	0.000000688	1.000025130
10/15/2021	0.0251	0.0392	0.0294	28	44	0.000000688	1.000025860
10/14/2021	0.0251	0.0393	0.0308	28	44	0.000000688	1.000005340
10/13/2021	0.0251	0.0393	0.0322	28	42	0.000000688	1.000001340
10/12/2021	0.0251	0.0394	0.0337	28	42	0.000000688	1.000004600
10/11/2021	0.0351	0.0394	0.0337	28	41	0.000000562	1.000003710
10/10/2021	0.0351	0.0395	0.0337	28	42	0.000000562	1.000004620
10/9/2021	0.0351	0.0395	0.0337	28	42	0.000000562	1.000004450
10/8/2021	0.0351	0.0395	0.0337	28	42	0.000000562	1.000004620
10/7/2021	0.0351	0.0395	0.0337	24	38	0.000000562	1.000004110
10/6/2021	0.0351	0.0395	0.0337	24	39	0.000000562	1.000005270
10/5/2021	0.0251	0.0395	0.0337	25	39	0.000000688	1.000003110
10/4/2021	0.0351	0.0396	0.0351	25	40	0.000000562	1.000004130
10/3/2021	0.0351	0.0396	0.0351	26	40	0.000000562	1.000001720
10/2/2021	0.0351	0.0396	0.0337	26	41	0.000000562	1.000002090
10/1/2021	0.0351	0.0396	0.0322	26	41	0.000000562	1.000002450