



**CERTIFIED COPY  
BRAZORIA COUNTY COMMISSIONERS' COURT**

**ORDER NO. 7.Q.1**

**RE: TREASURER'S MONTHLY REPORT AND  
INVESTMENT REPORT FOR MARCH 2022**

Approve the Treasurer's Monthly Report and Monthly Investment Report for March 2022. This order and affidavit must be filed with the County Clerk. It is further requested a certified copy of this order be returned to the County Treasurer. This report will be published on the County website.

<b>RESULT:</b>	<b>PASSED [UNANIMOUS]</b>
<b>MOVER:</b>	Donald "Dude" Payne, Commissioner
<b>SECONDER:</b>	Stacy L. Adams, Commissioner
<b>AYES:</b>	Judge Sebesta, Commissioner Payne, Commissioner Cade, Commissioner Adams, Commissioner Linder

**STATE OF TEXAS            §**

**COUNTY OF BRAZORIA §**

I, **Joyce Hudman, Clerk County Court and Ex-Officio Clerk of the Commissioners' Court of Brazoria County, Texas**, do hereby certify that the foregoing is a true and correct copy of that certain:

**ORDER NO. 7.Q.1**

**RE: TREASURER'S MONTHLY REPORT AND  
INVESTMENT REPORT FOR MARCH 2022**

as passed by the Commissioners' Court on the 24th day of MAY, A.D., 2022, Special Meeting Term of Commissioners' Court and as the same appear(s) in the Commissioners' Court Records of Brazoria County, Texas.

**GIVEN UNDER MY HAND AND SEAL OF OFFICE, this the 25th DAY OF  
MAY, A. D., 2022.**

JOYCE HUDMAN, Clerk County Court  
and Ex-Officio Member of the Commissioners'  
Court of Brazoria County, Texas

By:   
K. Alegria, Deputy



**CATHY CAMPBELL, CCT, CIO**  
**BRAZORIA COUNTY TREASURER**

111 E. Locust, Room 305    Angleton, Texas 77515-4654  
979-864-1353    FAX 979-864-1680

Attached is the Monthly Treasurer's Report submitted by Cathy Campbell, Brazoria County Treasurer for the month of MARCH 2022. This report is submitted in compliance with the Local Government Code Chapter 114, Chapter 2256 and Chapter 2257. This report contains:

Commissioners' Court Affidavit: 114.026 (d)  
Monies received and disbursed: 114.026 (a) (1)  
Pledged Securities Management Report: 2257.021  
Debts due to\* and owed by the county: 114.026 (a) (2)  
All other proceedings in the Treasurer's office: 114.026 (a) (3)  
Brazoria County general ledger fund activity: 114.026 (c)

Brazoria County Investment Portfolio for March 2022: 2256.023

Brazoria County Investment Activity Report for 2nd Quarter Fiscal Year 2022: 2256.023

\*Note: debts due to the County are reported to the Court by the collecting offices: 114.044\*

"I CERTIFY THAT TO THE BEST OF MY KNOWLEDGE THE ATTACHED REPORTS ARE TRUE AND CORRECT."

A handwritten signature in blue ink that reads "Cathy Campbell".

Cathy Campbell, CCT, CIO  
Brazoria County Treasurer

MINUTES OF COUNTY FINANCES  
TREASURER'S MONTHLY REPORT  
AFFIDAVIT  
COMMISSIONERS' COURT MAY 24, 2022

BEFORE ME, the undersigned authority, a Notary Public in and for Brazoria County, Texas, on this day personally appeared the Members of Brazoria County Commissioners' Court and who after being duly sworn upon their oaths do hereby state as follows:

The requirements of Subsection (c) of the Texas Local Government Code §114.026 have been met and that we have reviewed and examined the Monthly Report of: **CATHY CAMPBELL**, Treasurer of Brazoria County, Texas for **MARCH 2022**.

Further, having taken reasonable steps to ensure its accuracy as presented, approve the report and enter this order into the minutes which state total cash and other assets in the custody of the County Treasurer at the time of the examination to be \$340,370,172.59.

The Treasurer's report and this affidavit will be published on the Brazoria County website.

*[Handwritten signature: L. M. "Matt" Sebesta, Jr.]*

L. M. "Matt" Sebesta, Jr.  
County Judge

*[Handwritten signature: Donald W. "Dude" Payne]*

Donald W. "Dude" Payne  
Commissioner Precinct 1

*[Handwritten signature: Ryan Cade]*

Ryan Cade  
Commissioner Precinct 2

*[Handwritten signature: Stacy L. Adams]*

Stacy L. Adams  
Commissioner Precinct 3

*[Handwritten signature: David R. Linder]*


David R. Linder  
Commissioner Precinct 4

SUBSCRIBED AND SWORN TO BEFORE ME THIS 24th DAY OF MAY 2022.

*[Handwritten signature: M. Hudman]*

Notary Public in and for Brazoria County, Texas

My Commission Expires: April 12, 2025



**BRAZORIA COUNTY Bank Account Activity and Interest Report for MARCH 2022**

Account	Ending Bank Balance 02/28/2022	Deposits and Other Credits Received	Checks and Other Debits Disbursed	Ending Bank Balance 03/31/2022	MONTHLY Interest Earned	Interest Rate 03/01/22
<b>FIRST NATIONAL BANK OF LAKE JACKSON</b>						
Payroll	1,467,215.78	14,526,139.16	(13,777,332.34)	2,216,022.60	1,362.56	0.82
Operating	12,204,224.37	34,939,517.64	(26,685,646.94)	20,458,095.07	10,234.57	0.82
Jury Fund	144,600.00	220.00	(39,110.00)	105,710.00	85.44	0.82
County Clerk Trust Fund	3,015,720.83	731,830.91	(483,264.01)	3,264,287.73	2,223.01	0.82
District Clerk Trust Fund	2,973,591.03	120,687.85	(451,656.06)	2,642,622.82	1,880.01	0.82
Sheriff Barber Shop Education Training Program *	77,478.02	1,225.99	0.00	78,704.01	54.01	0.82
Comptroller Direct Deposit	1,058,019.29	5,513,288.17	(5,255,016.79)	1,316,290.67	1,441.93	0.82
Sheriff's Dept Narcotic Unit-Operations	2,455.34	13,000.00	(7,866.30)	7,589.04	3.27	0.82
Comm. Super & Corrections Dept. Restitution Acct	111,949.48	39,314.34	(39,378.67)	111,885.15	80.51	0.82
District Atty Check Collection Account	23,952.87	6,981.01	(6,003.83)	24,930.05	14.57	0.82
Employee Benefit Trust Fund *	2,953,926.10	1,840,840.66	(1,465,649.09)	3,329,117.67	2,033.85	0.82
Investment Acct	0.00	7,000.00	(7,000.00)	0.00	0.71	0.82
Credit Card Account	899,038.09	664,415.00	(937,508.55)	625,944.53	522.19	0.82
E-Filing / E-Recording	451,687.40	421,764.75	(328,386.80)	545,065.35	337.38	0.82
Parks Credit Card	34,938.82	57,549.94	(41,183.13)	51,305.63	26.00	0.82
Juvenile Restitution Account	3,540.61	2,137.06	(670.06)	5,007.61	3.00	0.82
TouchPay Credit Card	151,435.21	103,195.20	(144,191.31)	110,439.10	104.19	0.82
Brazoria County Receivables	-	-	0.00	0.00	0.00	0.82
Tax Assessor/Collector GOVPAY Acct	973,680.15	1,547,007.29	(1,201,061.29)	1,319,626.15	582.82	0.82
Tax Assessor/Collector Veh Inventory Prop Tax	698,867.19	233,035.47	(289,795.29)	642,107.37	362.85	0.82
Tax Assessor/Collector Boat Sales Tax *	6,712.18	56,580.11	(58,807.28)	4,485.01	3.36	0.82
Tax Assessor/Collector Motor Vehicle Acct	1,430,829.96	8,900,220.90	(7,936,564.15)	2,394,486.71	1,080.16	0.82
Tax Assessor/Collector Boat Collections	53,438.01	162,261.97	(67,263.80)	148,436.18	35.53	0.82
Tax Assessor/Collector Sales Tax Account *	1,345,000.91	5,653,590.54	(5,793,478.11)	1,205,113.34	981.37	0.82
Tax Assessor/Collector Tax Account	7,180,260.06	17,064,619.79	(19,794,244.97)	4,450,634.88	2,531.68	0.82
<b>First National Bank of Lake Jackson Totals</b>	<b>37,262,561.69</b>	<b>92,606,423.75</b>	<b>(84,811,078.77)</b>	<b>45,057,906.67</b>	<b>25,984.97</b>	
<b>TOTAL Interest Earning Accounts EOM Balance</b>		<b>37,262,561.69</b>		<b>45,057,906.67</b>	<b>25,984.97</b>	
Non-Int bearing Accts: Sheriff, County and District Clerks Cash Bonds; TCDBG-IKE; Inmate Trusts; TCEQ ; Bail Bond Sec; HMGF				<b>2,982,728.86</b>		
				<b>48,040,635.53</b>		

This report is presented in accordance with The Texas Government Code Title 4 Sec. 114.026 (a)(1) and I certify that to the best of my knowledge the above is the true and correct cash balance remaining in the Treasurer's custody.

*Cathy Campbell*

Cathy Campbell, CTO, CIO  
Brazoria County Treasurer



**CATHY CAMPBELL, CCT, CIO**

**BRAZORIA COUNTY TREASURER**

111 E. Locust, Room 305    Angleton, Texas 77515-4654  
979-864-1353    FAX 979-864-1680

Attached is a copy of the management report for the securities that were pledged  
to Brazoria County by First National Bank of Lake Jackson for the month of  
**MARCH 2022.**

"I CERTIFY THAT TO THE BEST OF MY KNOWLEDGE THE ATTACHED  
REPORT IS TRUE AND CORRECT."

Cathy Campbell, CCT, CIO  
Brazoria County Treasurer

# Reportfolio

First National Bank of Lake Jackson, Lake Jackson, T  
 Published: 4/1/2022 1:33:29 PM

## Safekeeping

Code	Cusip Trans#	Description Maturity	Prerfund	Pool Coupon	Moody StdPoor	Original Face Pledged Percent	Original Face Value	Pledged Par Value	Pledged Book Value	Pledged Market Value	
FHLB	3137H26Q2	FHR 5144 PB		1.250		\$2,500,000.00 100.00%	\$2,500,000.00	\$2,415,932.13	\$2,415,932.13	\$2,258,455.88	
FEDERAL HOME LOAN BANK AFS											
FHLB	3136BJT47	FNR 2021-75 PB		1.500		\$2,000,000.00 100.00%	\$2,000,000.00	\$1,958,842.24	\$1,957,311.89	\$1,846,373.55	
FEDERAL HOME LOAN BANK AFS											
44 CMOs - Fixed Rate											
Total Pledged 142 To: BRC BRAZORIA COUNTY							\$112,230,000.00	\$53,628,050.91	\$54,127,141.33	\$51,336,060.37	
							\$360,695,624.00	\$84,846,893.32	\$85,734,061.30	\$81,554,455.70	
							\$0.00	\$53,769.14			
							\$0.00	\$84,793,124.18			

\$0.00 Munis with Maturity Under 2 Years  
 \$0.00 Munis with Maturity Over 2 Years

Other securities with Stated Maturity Under 2 Years  
 Other securities with Stated Maturity Over 2 Years

\*\* If no data is shown, then there are no pledges for the current period.




**Brazoria County Bond Payments - March 2022**

	<u>INTEREST</u>	<u>PRINCIPAL</u>	<u>BAB SUBSIDY</u>	<u>TOTAL</u>
Series 2016 - Unlimited Tax Refunding Bonds	0.00	0.00		0.00
Series 2016 - Limited Tax Refunding Bonds	0.00	0.00		0.00
Series 2018 -Certificates of Obligation	0.00	0.00		0.00
Series 2018 - Unlimited Tax Refunding Bonds	0.00	0.00		0.00
Series 2020 - Unlimited Tax Refunding (2010B BAB) Bonds	0.00	0.00		0.00
Series 2021 - Certificates of Obligation	0.00	0.00		0.00
Series 2021 - Unlimited Tax Refunding Bonds	0.00	0.00		0.00
Series 2021 - Limited Tax Refunding Bonds	0.00	0.00		0.00
<b>TOTAL PAYMENTS</b>	0.00	0.00	0.00	0.00

**The following pages show the remaining bond payments to be made by Brazoria County.**

This report is presented in accordance with The Texas Government Code Title 4 Sec. 114.026 (a)(2)

  
Cathy Campbell, CCT, CIO

Brazoria County Treasurer

**BRAZORIA COUNTY, TEXAS**  
**Series 2016 - Limited Tax Refunding Bonds**  
**Remaining Payment Schedule**

FISCAL YEAR	INTEREST 1-Mar	PRINCIPAL 1-Mar	INTEREST 1-Sep	TOTAL PAYMENT
2022	85,750.00	945,000.00	85,750.00	85,750.00
2023	66,850.00	980,000.00	66,850.00	1,097,600.00
2024	47,250.00	1,025,000.00	47,250.00	1,094,100.00
2025	26,750.00	1,070,000.00	26,750.00	1,099,000.00
2026				1,096,750.00
	226,600.00	4,020,000.00	226,600.00	4,473,200.00

**Debt History:**  
 Date of Receipt 28-Jan-16  
 Amount of Issue \$8,125,000.00  
 True Int cost 2.207%

**Paying Agent:**  
 U.S. Bank  
 ABA routing # 091000022  
 St. Paul, MN 55486-2639

Refunding Series 2006 Certificate of Obligation

**BRAZORIA COUNTY, TEXAS**  
**Series 2016 - Unlimited Tax Refunding Bonds**  
**Remaining Payment Schedule**

FISCAL YEAR	INTEREST 1-Mar	PRINCIPAL 1-Mar	INTEREST 1-Sep	TOTAL PAYMENT
2022	108,325.00	900,000.00	108,325.00	108,325.00
2023	90,325.00	935,000.00	90,325.00	1,098,650.00
2024	71,625.00	975,000.00	71,625.00	1,096,950.00
2025	52,125.00	1,015,000.00	52,125.00	1,098,750.00
2026	26,750.00	1,070,000.00	26,750.00	1,093,875.00
2027			0.00	1,096,750.00
	349,150.00	4,895,000.00	349,150.00	5,593,300.00

**Debt History:**  
 Date of Receipt 28-Jan-16  
 Amount of Issue \$8,425,000.00  
 True Int cost 2.376%

**Paying Agent:**  
 U.S. Bank  
 ABA routing # 091000022  
 St. Paul, MN 55486-2639

Refunding Series 2006 Unlimited Tax Road Bonds



**BRAZORIA COUNTY**  
**Certificates of Obligation**  
**Series 2018**  
**Payment Schedule**

FISCAL YEAR	INTEREST 1-Mar	PRINCIPAL 1-Mar	INTEREST 1-Sep	TOTAL PAYMENT
2022	170,700.00	170,700.00	170,700.00	170,700.00
2023	170,700.00	320,000.00	162,700.00	653,400.00
2024	162,700.00	335,000.00	154,325.00	652,025.00
2025	154,325.00	355,000.00	145,450.00	654,775.00
2026	145,450.00	370,000.00	136,200.00	651,650.00
2027	136,200.00	390,000.00	126,450.00	652,650.00
2028	126,450.00	410,000.00	116,200.00	652,650.00
2029	116,200.00	430,000.00	105,450.00	651,650.00
2030	105,450.00	455,000.00	94,075.00	654,525.00
2031	94,075.00	475,000.00	82,200.00	651,275.00
2032	82,200.00	500,000.00	69,700.00	651,900.00
2033	69,700.00	525,000.00	59,200.00	653,900.00
2034	59,200.00	545,000.00	48,300.00	652,500.00
2035	48,300.00	570,000.00	36,900.00	655,200.00
2036	36,900.00	590,000.00	25,100.00	652,000.00
2037	25,100.00	615,000.00	12,800.00	652,900.00
2038	12,800.00	640,000.00	0.00	652,800.00
	<b>1,545,750.00</b>	<b>7,525,000.00</b>	<b>1,545,750.00</b>	<b>10,616,500.00</b>

**Debt History:**  
 Date of Receipt August 23, 2018  
 Amount of Issue \$8,120,000.00  
 Last Maturity March 01, 2038  
 True Interest Cost 3.496221%

**Paying Agent:**  
 U.S. Bank  
 ABA routing # 091000022  
 St. Paul, MN 55486-2639

P:\Treas\Debt Service Bonds\2018 Cert of Obligation Debt Service Payment Schedule.xls  
 Prepared by Cathy Campbell, CCT, CIO Brazoria County Treasurer

**BRAZORIA COUNTY**  
**Unlimited Tax Refunding Bonds**  
**Series 2018**  
**Payment Schedule**

FISCAL YEAR	INTEREST 1-Mar	PRINCIPAL 1-Mar	INTEREST 1-Sep	TOTAL PAYMENT
2022			72,750.00	72,750.00
2023	72,750.00	425,000.00	62,125.00	559,875.00
2024	62,125.00	445,000.00	51,000.00	558,125.00
2025	51,000.00	475,000.00	39,125.00	565,125.00
2026	39,125.00	495,000.00	26,750.00	560,875.00
2027	26,750.00	520,000.00	13,750.00	560,500.00
2028	13,750.00	550,000.00		563,750.00
	<b>265,500.00</b>	<b>2,910,000.00</b>	<b>265,500.00</b>	<b>3,441,000.00</b>

Refunded Series 2008 Unlimited Tax Road Bonds

**Debt History:**  
 Date of Receipt August 23, 2018  
 Amount of Issue \$4,415,000.00  
 Last Maturity March 01, 2028  
 True Interest Cost 2.647974%

**Paying Agent:**  
 U.S. Bank  
 ABA routing # 091000022  
 St. Paul, MN 55486-2639

P:\Treas\Debt Service Bonds\Unlimited Tax Refunding Bonds, Series 2018 Debt Service Payment Schedule.xls  
 Prepared by Cathy Campbell, CCT, CIO Brazoria County Treasurer

**BRAZORIA COUNTY**  
 Unlimited Tax Road Refunding Bonds  
 Series 2020  
 Payment Schedule

FISCAL YEAR	INTEREST 1-Mar	PRINCIPAL 1-Mar	INTEREST 1-Sep	TOTAL PAYMENT
2022			205,750.00	205,750.00
2023	205,750.00	860,000.00	184,250.00	1,250,000.00
2024	184,250.00	910,000.00	161,500.00	1,255,750.00
2025	161,500.00	950,000.00	137,750.00	1,249,250.00
2026	137,750.00	995,000.00	112,875.00	1,245,625.00
2027	112,875.00	1,050,000.00	86,625.00	1,249,500.00
2028	86,625.00	1,100,000.00	59,125.00	1,245,750.00
2029	59,125.00	1,155,000.00	30,250.00	1,244,375.00
2030	30,250.00	1,210,000.00		1,240,250.00
			978,125.00	10,186,250.00

**Debt History:**  
 Date of Receipt January 23, 2020  
 Amount of Issue \$9,840,000.00  
 Last Maturity March 01, 2030  
 True Interest Cost 1.720776%

**Paying Agent:**  
 U.S. Bank  
 ABA routing # 091000022  
 St. Paul, MN 55486-2639

Refunded: 2010B Unlimited Tax Rd Bonds, (Build America Bonds)

**BRAZORIA COUNTY**  
 Certificates of Obligation  
 Series 2021  
 Payment Schedule

FISCAL YEAR	INTEREST 1-Mar	PRINCIPAL 1-Mar	INTEREST 1-Sep	TOTAL PAYMENT
2022			1,694,450.00	1,694,450.00
2023	1,694,450.00	225,000.00	1,688,825.00	3,608,275.00
2024	1,688,825.00	360,000.00	1,679,825.00	3,728,650.00
2025	1,679,825.00	915,000.00	1,656,950.00	4,251,775.00
2026	1,656,950.00	2,010,000.00	1,606,700.00	5,273,650.00
2027	1,606,700.00	2,740,000.00	1,538,200.00	5,884,900.00
2028	1,538,200.00	2,880,000.00	1,466,200.00	5,884,400.00
2029	1,466,200.00	3,025,000.00	1,390,575.00	5,881,775.00
2030	1,390,575.00	3,180,000.00	1,311,075.00	5,881,650.00
2031	1,311,075.00	3,325,000.00	1,244,575.00	5,880,650.00
2032	1,244,575.00	3,465,000.00	1,175,275.00	5,884,850.00
2033	1,175,275.00	3,605,000.00	1,103,175.00	5,883,450.00
2034	1,103,175.00	3,750,000.00	1,028,175.00	5,881,350.00
2035	1,028,175.00	3,905,000.00	950,075.00	5,883,250.00
2036	950,075.00	4,065,000.00	868,775.00	5,883,850.00
2037	868,775.00	4,210,000.00	805,625.00	5,884,400.00
2038	805,625.00	4,335,000.00	740,600.00	5,881,225.00
2039	740,600.00	4,470,000.00	673,550.00	5,884,150.00
2040	673,550.00	4,605,000.00	604,475.00	5,883,025.00
2041	604,475.00	4,745,000.00	533,300.00	5,882,775.00
2042	533,300.00	4,915,000.00	435,000.00	5,883,300.00
2043	435,000.00	5,115,000.00	332,700.00	5,882,700.00
2044	332,700.00	5,325,000.00	226,200.00	5,883,900.00
2045	226,200.00	5,540,000.00	115,400.00	5,881,600.00
2046	115,400.00	5,770,000.00	0.00	5,885,400.00
			24,869,700.00	136,219,400.00

**Debt History:**  
 Date of Receipt November 03, 2021  
 Par Amount \$86,895,000.00  
 Premium on Bonds \$12,605,000.00  
 Total Proceeds \$99,500,000.00  
 Last Maturity March 01, 2046  
 True Interest Cost 2.576943%

**Paying Agent:**  
 U.S. Bank  
 ABA routing # 091000022  
 St. Paul, MN 55486-2639

**BRAZORIA COUNTY**  
**Limited Tax Refunding Bonds**  
**Series 2021**  
**Payment Schedule**

FISCAL YEAR	INTEREST 1-Mar	PRINCIPAL 1-Mar	INTEREST 1-Sep	TOTAL PAYMENT
2022	385,600.00		385,600.00	385,600.00
2023	354,350.00	1,250,000.00	354,350.00	1,988,950.00
2024	321,475.00	1,315,000.00	321,475.00	1,990,825.00
2025	286,975.00	1,380,000.00	286,975.00	1,988,460.00
2026	250,725.00	1,450,000.00	250,725.00	1,987,700.00
2027	212,475.00	1,530,000.00	212,475.00	1,993,200.00
2028	172,225.00	1,610,000.00	172,225.00	1,994,700.00
2029	130,100.00	1,685,000.00	130,100.00	1,987,325.00
2030	85,725.00	1,775,000.00	85,725.00	1,980,825.00
2031	39,100.00	1,865,000.00	39,100.00	1,989,825.00
2032		1,955,000.00		1,994,100.00
	2,238,750.00	15,815,000.00	2,238,750.00	20,292,500.00

**Debt History:**  
 Date of Receipt December 16, 2021  
 Par Amount \$15,815,000.00  
 Last Maturity March 01, 2032  
 True Interest Cost 1.360143%

**Paying Agent:**  
 U.S. Bank  
 ABA routing # 091000022  
 St. Paul, MN 55486-2639

Refunded Series 2012 Certificates of Obligation

P:\Treas\Debt Service Bonds\Debt Series 2021 Limited Tax Refunding Debt Service Payment Schedule.xls

**BRAZORIA COUNTY**  
**Unlimited Tax Refunding Bonds**  
**Series 2021**  
**Payment Schedule**

FISCAL YEAR	INTEREST 1-Mar	PRINCIPAL 1-Mar	INTEREST 1-Sep	TOTAL PAYMENT
2022	91,100.00		91,100.00	91,100.00
2023	83,500.00	380,000.00	83,500.00	554,600.00
2024	75,700.00	390,000.00	75,700.00	549,200.00
2025	67,500.00	410,000.00	67,500.00	553,200.00
2026	59,000.00	425,000.00	59,000.00	551,500.00
2027	50,100.00	445,000.00	50,100.00	554,100.00
2028	40,900.00	460,000.00	40,900.00	551,000.00
2029	31,200.00	485,000.00	31,200.00	557,100.00
2030	21,200.00	500,000.00	21,200.00	552,400.00
2031	10,800.00	520,000.00	10,800.00	552,000.00
2032		540,000.00		550,800.00
	531,000.00	4,555,000.00	531,000.00	5,617,000.00

**Debt History:**  
 Date of Receipt December 16, 2021  
 Par Amount \$4,555,000.00  
 Last Maturity March 01, 2032  
 True Interest Cost 1.339921%

**Paying Agent:**  
 U.S. Bank  
 ABA routing # 091000022  
 St. Paul, MN 55486-2639

Refunded Series 2012 Unlimited Tax Road Bonds

P:\Treas\Debt Service Bonds\Debt Series 2021 Unlimited Tax Refunding Debt Service Payment Schedule.xls

BRAZORIA COUNTY TOLL ROAD AUTHORITY  
Limited Contract Tax and Subordinate Lien Toll Road Revenue Bonds  
Series 2017A

Payment Schedule

FISCAL YEAR	INTEREST 1-Mar	PRINCIPAL 1-Mar	INTEREST 1-Sep	TOTAL PAYMENT	Estimated Monthly Installment Due to US BANK
2017			284,668.00	284,668.00	284,668.00
2018	768,750.00		768,750.00	1,537,500.00	128,125.00
2019	768,750.00		768,750.00	1,537,500.00	128,125.00
2020	768,750.00		768,750.00	1,537,500.00	128,125.00
2021	768,750.00		768,750.00	1,537,500.00	128,125.00
2022	768,750.00		768,750.00	1,537,500.00	128,125.00
2023	768,750.00		768,750.00	1,537,500.00	128,125.00
2024	768,750.00		768,750.00	1,537,500.00	128,125.00
2025	1,035,750.00		1,035,750.00	2,071,500.00	172,625.00
2026	1,302,750.00		1,302,750.00	2,605,500.00	217,125.00
2027	1,569,750.00		1,569,750.00	3,139,500.00	261,625.00
2028	1,836,750.00		1,836,750.00	3,673,500.00	306,125.00
2029	2,103,750.00		2,103,750.00	4,207,500.00	350,625.00
2030	2,370,750.00		2,370,750.00	4,741,500.00	395,125.00
2031	2,637,750.00		2,637,750.00	5,275,500.00	439,625.00
2032	2,904,750.00		2,904,750.00	5,809,500.00	484,125.00
2033	3,171,750.00		3,171,750.00	6,343,500.00	528,625.00
2034	3,438,750.00		3,438,750.00	6,877,500.00	573,125.00
2035	3,705,750.00		3,705,750.00	7,411,500.00	617,625.00
2036	3,972,750.00		3,972,750.00	7,945,500.00	662,125.00
2037	4,239,750.00		4,239,750.00	8,479,500.00	706,625.00
2038	4,506,750.00		4,506,750.00	9,013,500.00	751,125.00
2039	4,773,750.00		4,773,750.00	9,547,500.00	795,625.00
2040	5,040,750.00		5,040,750.00	10,081,500.00	840,125.00
2041	5,307,750.00		5,307,750.00	10,615,500.00	884,625.00
2042	5,574,750.00		5,574,750.00	11,149,500.00	929,125.00
2043	5,841,750.00		5,841,750.00	11,683,500.00	973,625.00
2044	6,108,750.00		6,108,750.00	12,217,500.00	1,018,125.00
2045	6,375,750.00		6,375,750.00	12,751,500.00	1,062,625.00
2046	6,642,750.00		6,642,750.00	13,285,500.00	1,107,125.00
2047	6,909,750.00		6,909,750.00	13,819,500.00	1,151,625.00
2048	7,176,750.00		7,176,750.00	14,353,500.00	1,196,125.00
2049	7,443,750.00		7,443,750.00	14,887,500.00	1,240,625.00
2050	7,710,750.00		7,710,750.00	15,421,500.00	1,285,125.00
	28,674,898.50	53,838,314.00	28,895,081.50	111,398,298.00	718,250.00

Debt History:  
Date of Receipt 22-Jun-17  
Amount of Issue \$53,838,314.00  
Paying Agent U.S. Bank  
ABA routing # 091000022  
SL Paul, MN 55468-2639  
BRAZORITCIB

Brazoria County Toll Road Authority Limited Contract Tax and Subordinate Lien  
Toll Road Revenue Bonds, Series 2017A CIB

\*Int. due from closing to Sept 2017 debt payment, then monthly installments to US Bank thereafter begin Sept 2017  
Int. calculations include compounded interest from Series 2017A Convertible CABS.

Prepared by Carly Campbell, CMT, CFC Brazoria County Treasurer

BRAZORIA COUNTY TOLL ROAD AUTHORITY  
Limited Contract Tax and Subordinate Lien Toll Road Revenue Refunding Bonds  
Series 2020

Payment Schedule

FISCAL YEAR	INTEREST 1-Mar	PRINCIPAL 1-Mar	INTEREST 1-Sep	TOTAL PAYMENT	Estimated Monthly Installment Due to US BANK
2020			662,797.00	662,797.00	110,466.17
2021	624,625.00		624,625.00	1,249,250.00	104,104.17
2022	624,625.00		624,625.00	1,249,250.00	104,104.17
2023	624,625.00		624,625.00	1,249,250.00	104,104.17
2024	624,625.00		624,625.00	1,249,250.00	104,104.17
2025	624,625.00		624,625.00	1,249,250.00	104,104.17
2026	810,875.00		810,875.00	1,621,750.00	130,145.83
2027	997,125.00		997,125.00	1,994,250.00	163,854.17
2028	1,183,375.00		1,183,375.00	2,366,750.00	197,562.50
2029	1,369,625.00		1,369,625.00	2,739,250.00	231,270.83
2030	1,555,875.00		1,555,875.00	3,111,750.00	264,979.17
2031	1,742,125.00		1,742,125.00	3,484,250.00	298,687.50
2032	1,928,375.00		1,928,375.00	3,856,750.00	332,395.83
2033	2,114,625.00		2,114,625.00	4,229,250.00	366,104.17
2034	2,300,875.00		2,300,875.00	4,601,750.00	399,812.50
2035	2,487,125.00		2,487,125.00	4,974,250.00	433,520.83
2036	2,673,375.00		2,673,375.00	5,346,750.00	467,229.17
2037	2,859,625.00		2,859,625.00	5,719,250.00	500,937.50
2038	3,045,875.00		3,045,875.00	6,091,750.00	534,645.83
2039	3,232,125.00		3,232,125.00	6,464,250.00	568,354.17
2040	3,418,375.00		3,418,375.00	6,836,750.00	602,062.50
2041	3,604,625.00		3,604,625.00	7,209,250.00	635,770.83
2042	3,790,875.00		3,790,875.00	7,581,750.00	669,479.17
2043	3,977,125.00		3,977,125.00	7,954,250.00	703,187.50
2044	4,163,375.00		4,163,375.00	8,326,750.00	736,895.83
2045	4,349,625.00		4,349,625.00	8,709,250.00	770,604.17
2046	4,535,875.00		4,535,875.00	9,081,750.00	804,312.50
2047	4,722,125.00		4,722,125.00	9,454,250.00	838,020.83
2048	4,908,375.00		4,908,375.00	9,826,750.00	871,729.17
2049	5,094,625.00		5,094,625.00	10,199,250.00	905,437.50
2050	5,280,875.00		5,280,875.00	10,571,750.00	939,145.83
	12,363,875.00	24,985,000.00	12,432,047.00	49,810,922.00	298,104.17

Debt History:  
Date of Receipt 2-Feb-20  
Amount of Issue \$24,985,000.00  
Paying Agent U.S. Bank  
ABA routing # 091000022  
SL Paul, MN 55468-2639

Refunded: Brazoria County Toll Road Authority Limited Contract Tax and Subordinate Lien  
Toll Road Revenue Bonds, Series 2017B BANS

Prepared by Carly Campbell, CMT, CFC Brazoria County Treasurer



CATHY CAMPBELL, CCT, CIO  
BRAZORIA COUNTY TREASURER

### Brazoria County Treasurer's Office Proceedings for March 2022

Activity	Count	Amount
Cash receipts issued:	61	\$ 18,330,820.50
Treasurer Deposits processed:	72	\$ 500,678.98
Healthcare Invoices processed:	13	\$ 1,380,749.33
Retiree premium payments processed:	391	\$ 54,748.88
<65 Retiree Prepaid 401h reimbursements processed: (est.)	131	\$ 38,645.00
>65 Retiree Prepaid 401h reimbursements processed (est.):	251	\$ 47,400.00
Wire transfers executed:	100	\$ 23,737,005.97
Toll Road Wires executed:	10	\$ 261,179.87
EFT files processed:	21	\$ 10,865,970.94
Accounts Payable checks printed and distributed:	1959	\$ 10,126,472.53
Jury checks printed and distributed:	4224	\$ 75,200.00
BCCSCD checks printed and distributed:	133	\$ 42,863.84
Payroll checks printed and distributed:	294	\$ 270,560.12
Payroll advices printed and distributed (est.):	700	
Stop payments issued:	32	
Positive Pay files processed:	29	
Brazo general ledger journal entries posted:	150	
Toll Road general ledger journal entries posted:	37	
HMGP processing HOURS (est)	8	
ERAP Emergency Rental Assistance Program processing HOURS	9.50	
Reports to State	3	
Bank Reconciliations	19	
EFT Set ups and/or changes	7	

Submitted for compliance with Local Government Code Sec. 114.026 subsection (a)(3)

I certify to the best of my knowledge the above information is true and correct.

Cathy Campbell, CCT, CIO  
Brazoria County Treasurer



## Brazoria County General Ledger Fund Balance Activity March 1, 2022 - March 31, 2022

General Ledger Fund balances are of the last day of the month and may not include all journal entries and adjustments for that month.  
Bank accounts have been reconciled or, are in the process of being reconciled to general ledger since this report was generated.  
Submitted for compliance with Local Government Code Sec. 114.026 subsection (c)

Fund	Cash				Investments			
	Opening GL Balance	GL Debit	GL Credit	GL Ending Balance	Opening GL Balance	GL Debit	GL Credit	GL Ending Balance
10000 - General Fund	\$16,159,469.48	\$67,574,252.48	-\$68,050,476.26	\$15,683,245.70	\$121,857,904.25	\$2,644,350.48	-\$10,000,000.00	\$114,502,254.73
10100 - General Fund - Construction	\$0.00	\$0.00	-\$5,760.50	-\$5,760.50				
10200 - Juv Prob Fees	\$47,685.79	\$2,645.92	-\$2,005.50	\$48,326.21				
10300 - Unclaimed Juvenile Restitution	\$11,208.00	\$0.00	\$0.00	\$11,208.00				
10350 - Sheriff Special Response Team	\$47,960.20	\$3,000.00	\$0.00	\$50,960.20				
10400 - Env Health-Retail Food Permits	-\$22,876.78	\$36,795.39	-\$47,097.22	-\$33,178.61				
10500 - District Clerk Contingency	\$463,247.15	\$246.83	-\$55.50	\$463,438.48	\$268,051.07	\$0.00	\$0.00	\$268,051.07
10600 - Fire Training Field	\$14,307.77	\$0.00	-\$183.48	\$14,124.29				
10700 - Parks Special Events	\$16,022.36	\$210.00	\$0.00	\$16,232.36				
10710 - Parks SFA Special Projects	\$6,712.35	\$619.60	-\$29.83	\$7,302.12				
10850 - CPS-Donations	\$17,854.13	\$770.00	\$0.00	\$18,624.13				
10900 - CPS-Bikes & Bears								
20000 - Road and Bridge Non-Construct	\$890,175.21	\$2,942,213.46	-\$3,654,497.11	\$177,891.56	\$31,287,611.21	\$0.00	\$0.00	\$31,287,611.21
20500 - Road and Bridge Construction	\$6,670.36	\$87,368.82	-\$754,054.68	-\$660,015.60				
30000 - USDA-WC								
30100 - HHSC Women Infants & Children	-\$133,101.89	\$305,070.94	-\$349,750.77	-\$177,781.72				
30200 - USDA-WC Peer Counseling								
30300 - USDA-WC Registered Diet								
30400 - USDA-WC Lactation Reimb.								
30502 - HHS-PPCPS-CRI	-\$6,385.99	\$16,026.71	-\$16,113.85	-\$6,473.13				
30600 - HHS-RLSS-LPHS	-\$3,789.68	\$9,142.36	-\$11,044.69	-\$5,692.01				
30701 - HHS-CPS/HCID-PHEP								
30702 - HHS-CPS/UNIQUE								
30705 - HHS-PPCPS-HAZARDS	-\$25,786.03	\$45,943.22	-\$43,913.93	-\$23,756.74				
30706 - 2017 Hur Public Hlth Crisis R								
30707 - COVID-19 Health Grant	-\$16,621.73	\$5,162.67	-\$11,110.79	-\$22,569.85				
30708 - COVID19-2 Health Grant	-\$9,058.89	\$14,393.15	-\$27,661.33	-\$22,327.07				
30709 - COVID-19 Vaccination Capacity	-\$145,941.82	\$0.00	-\$17,953.85	-\$163,895.67				
30710 - HHS-INFECTIOUS_DIS_CONTRL_UNIT	-\$7,688.38	\$19,778.65	-\$20,698.24	-\$8,607.97				
30711 - COVID Health Disparities	-\$32,626.99	\$17,052.81	-\$33,432.46	-\$49,006.64				
30712 - COVID-PH Workforce Capacity	-\$63,048.86	\$0.00	-\$19,061.48	-\$82,110.34				
30800 - HHS-CPS-Title IV-E-FCM	-\$50,677.32	\$7,742.37	-\$17,761.84	-\$60,696.80				
30850 - HHS-CPS-Title IV-E Legal Svcs	-\$489,746.01	\$44,376.68	-\$155,997.26	-\$601,366.59				
30900 - HHS-TJPC-Title IV-E FosterCare								
31100 - DHS-Repetitive Flood Claims								
31300 - DHS-Buffer Zone Protection	\$13,729.21	\$0.00	\$0.00	\$13,729.21				
31500 - DHS-St Homeland Sec-UASI	-\$101,204.52	\$181.87	-\$315.16	-\$101,337.81				
31501 - DHS-St-UASI-M&A	\$3.31	\$533.61	-\$982.00	-\$445.08				
31600 - DHS-St Homeland Security	\$500.00	\$0.00	\$0.00	\$500.00				
32000 - HUD-FY20-Section 8 CARES	\$162,501.68	\$0.00	\$0.00	\$162,501.68				
32005 - HUD-FY05-Section 8 Housing-ADM								
32006 - HUD-FY06-Section 8 Housing-ADM	\$104,683.07	\$0.00	\$0.00	\$104,683.07				
32007 - HUD-FY07-Section 8 Housing-ADM								
32008 - HUD-FY08-Section 8 Housing-ADM	\$39,502.75	\$0.00	\$0.00	\$39,502.75				
32009 - HUD-FY09-Section 8 Housing-ADM	\$86,635.42	\$0.00	\$0.00	\$86,635.42				
32010 - HUD-FY10-Section 8 Housing-ADM	\$125,530.05	\$0.00	\$0.00	\$125,530.05				
32011 - HUD-FY11-Section 8 Housing-ADM	\$94,080.64	\$0.00	\$0.00	\$94,080.64				
32012 - HUD-FY12-Section 8 Housing-ADM	\$37,326.43	\$0.00	\$0.00	\$37,326.43				
32013 - Section8-Adm	\$490,944.17	\$0.00	\$0.00	\$490,944.17				
32019 - HUD-2019-Section 8 Housing-ADM	\$17.08	\$0.00	\$0.00	\$17.08				
32020 - HUD-2020-Section 8 Housing-ADM	\$1,426.99	\$0.00	\$0.00	\$1,426.99				
32021 - HUD-2021-Section 8 Housing-ADM	-\$15,195.99	\$440.55	-\$5,189.94	-\$19,945.38				
32022 - HUD-2022-Section 8 Housing-ADM	\$86,585.16	\$200,825.05	-\$188,062.24	\$99,347.97				
32051 - HUD-FY21-Section 8-EHV-ADM	\$69,684.38	\$1,232.87	-\$2,650.53	\$68,266.72				
32052 - HUD-FY22-Section 8-EHV-ADM	-\$1,867.02	\$16,012.00	-\$8,416.00	\$5,728.98				
32113 - Section 8-HAP								
32119 - HUD-2019-Section 8 Housing-HAP	\$20,126.68	\$0.00	\$0.00	\$20,126.68				
32120 - HUD-2020-Section 8 Housing-HAP	-\$6,947.24	\$0.00	\$0.00	-\$6,947.24				
32121 - HUD-2021-Section 8 Housing-HAP	\$16,346.70	\$50.00	\$0.00	\$16,396.70				
32122 - HUD-2022-Section 8 Housing-HAP	-\$9,799.71	\$698,060.00	-\$698,222.28	-\$9,961.99				
32151 - HUD-FY21-Section 8-EHV-HAP	\$56,510.81	\$0.00	\$0.00	\$56,510.81				
32152 - HUD-FY22-Section 8-EHV-HAP	-\$52,434.28	\$8,512.00	-\$30,271.00	-\$74,193.28				
32211 - HUD-CDBG-2011								
32212 - HUD-CDBG-PY2012								
32213 - CDBG	-\$880.34	\$22,481.75	-\$69,040.99	-\$47,439.58				
32214 - HOME	\$911.94	\$12,199.80	-\$25,162.43	-\$12,050.68				
32215 - ESG	\$491.63	\$3,232.87	-\$181,750.76	-\$178,026.26				
32600 - HUD-Texas CDBG								
32610 - HUD-2016 Flood GLO	-\$32,272.53	\$544,631.39	-\$546,853.57	-\$34,494.71				
32620 - HUD-Harvey GLO	-\$8,592.50	\$723.77	-\$1,450.97	-\$9,319.70				
33200 - USDOJ-Crime Vict Assist-VOCA	-\$15,323.36	\$40,845.82	-\$45,090.43	-\$19,567.98				
33250 - USDOJ-CSCD-Victim Svcs Prg								

Fund	Cash				Investments			
	Opening GL Balance	GL Debit	GL Credit	GL Ending Balance	Opening GL Balance	GL Debit	GL Credit	GL Ending Balance
33251 - USDOJ-CSCD-VSP	-\$1,845.00	\$1,845.00	-\$1,845.00	-\$1,845.00				
33300 - USDOJ-Drug Court Program	\$0.00	\$0.00	\$0.00	-\$0.00				
33310 - USDOJ-DW Court Program	\$0.00	\$0.00	\$0.00	\$0.00				
33320 - USDOJ-Veterans Court Program								
33330 - USDOJ-Domestic Violence Court	-\$23,959.00	\$29,116.80	-\$32,846.75	-\$27,688.95				
33410 - USDOJ-CESF Grant								
33415 - OJP-Edward Byrne Mem JAG Grant	-\$14,995.00	\$0.00	\$0.00	-\$14,995.00				
33420 - USDOJ-COVID-19 Mitigation								
33500 - USDOJ-DEA-Narcotics OT Exp	\$0.03	\$1,330.84	-\$5,261.52	-\$3,930.65				
33900 - USDOJ-SCAAP	\$153,050.58	\$0.00	\$0.00	\$153,050.58				
33901 - USDOJ-Bulletproof Vests	-\$1,763.36	\$0.00	\$0.00	-\$1,763.36				
34105 - TPW-HRCP-COL BOTTOMLAND PROJ	-\$336,861.56	\$440,789.99	-\$238,888.99	-\$134,960.56				
34106 - TPW-Resort Park Trail Dvlpmt	-\$150,642.65	\$0.00	\$0.00	-\$150,642.65				
34107 - TPW-Follets Island-Parking Lot								
34200 - DOI-Parks Boating Access								
34250 - DOI-Swan Lake Boat Ramp								
34400 - USDOT-CR 257 Repairs								
34600 - FEMA- Flood Disaster 2015								
34610 - FEMA - Flood Disaster 2016	\$40,339.70	\$0.00	\$0.00	\$40,339.70				
34615 - FEMA-Harvey 2017	\$985,432.38	\$0.00	-\$133,307.59	\$852,124.79				
34616 - FEMA-Hazard Mitigation Grant P	-\$2,081,065.35	\$191.19	-\$100,005.39	-\$2,180,879.55				
34619 - Fema - Flood Disaster 2019								
34620 - CARES-Coronavirus Relief Fund								
34621 - FEMA-Laura 2020	-\$923.75	\$0.00	\$0.00	-\$923.75				
34622 - FEMA-Beta 2020	-\$19.37	\$0.00	\$0.00	-\$19.37				
34623 - FEMA-DR4485TX COVID19 Pandemic	-\$252,886.30	\$17,084.70	-\$38,393.34	-\$274,194.94				
34624 - FEMA Winter Storm-inc pd 2.11	-\$36,444.88	\$0.00	\$0.00	-\$36,444.88				
34625 - FEMA-Nicholas 2021	-\$8,823.25	\$0.00	\$0.00	-\$8,823.25				
34700 - IMLS-Library Mobile Proj Rnd 2								
34710 - FCC-E-Rate Library Program								
34715 - FCC-E-Rate Library Program	-\$168,743.70	\$0.00	-\$70,690.60	-\$239,434.30				
34820 - USDC-SLP Dune Walkover								
34850 - USTREAS-Restore Act Projects	-\$1,133,941.34	\$1,678,798.47	-\$1,358,331.42	-\$813,474.29				
34851 - Emergency Rental Assistance	\$463,916.42	\$122,582.31	-\$1,265,357.93	-\$678,859.20	\$3,001,133.39	\$0.00	\$0.00	\$3,001,133.39
34852 - Emergency Rental Assistance 2	\$1,579,249.92	\$0.00	\$0.00	\$1,579,249.92	\$2,000,427.30	\$0.00	\$0.00	\$2,000,427.30
34855 - American Rescue Plan-2021CLFRF	\$1,296,003.51	\$0.06	-\$1,522,880.09	-\$226,876.52	\$33,007,467.48	\$0.00	\$0.00	\$33,007,467.48
34860 - DOI-Parks - CIAP Grant								
34880 - TXDOT-SH288 Truck Weigh Staln								
34881 - TXDOT-CR58 PH II (CSJ304)	-\$1,241,222.12	\$0.00	-\$11,482.47	-\$1,252,704.59				
34882 - TXDOT-CR59 (CSJ 305)	-\$704,112.38	\$0.00	-\$42,995.97	-\$747,108.35				
34883 - TXDOT-CR101 Widening (CSJ303)	-\$2,839,808.73	\$0.00	-\$13,246.99	-\$2,853,055.72				
34890 - USDA NRCS Oyster Creek Ditch10								
34912 - USDOT-1212ANGLE-Wildlife								
34913 - TXDOT 1312ANGLE-APRON								
34925 - TXDOT - CARES 20CRANGLE								
35000 - TJJJ-State Aid	\$249,318.84	\$343,836.15	-\$332,725.05	\$260,429.94				
35650 - TJPC-JJAEP-Boot Camp-8/31	-\$240,168.42	\$93,136.07	-\$206,512.38	-\$353,544.73				
35660 - TJPC-JJAEP Discretionary	\$3,572.81	\$0.00	\$0.00	\$3,572.81				
35800 - TJPC-JJAEP-Boot Camp-7/31								
35900 - TJJJ-Mental Health Services								
35950 - TJJJ-RDA-RegDiversionAlt-"R"								
36120 - SOS-Voting machines reimb	\$0.00	\$4,965,764.00	-\$2,482,882.00	\$2,482,882.00				
36150 - H-GAC-Tire Collection Grant								
36400 - TCEQ-Local Initiatives Prg								
36410 - Texas Veterans Treatment Crt	-\$23,194.32	\$0.00	-\$11,100.85	-\$34,295.17				
36601 - GLO-HRCP-COL BOTTOMLANDS EDUC								
36602 - GLO-CEPRA-SLP	\$15,036.50	\$0.00	\$0.00	\$15,036.50				
36605 - GLO-Beach User Fees	-\$169,579.73	\$50,449.40	-\$101,244.38	-\$220,374.71				
36801 - TXDOT-CR 48 PROJECT								
36802 - TXDOT-CTIF(Cty Trans Infr Fnd)	-\$100,907.79	\$0.00	\$0.00	-\$100,907.79				
37000 - OAG-VAG Grant	-\$5,872.86	\$17,699.14	-\$19,497.95	-\$7,671.67				
37100 - OAG-TEXAS VINE CONTR	\$0.00	\$0.00	-\$7,535.92	-\$7,535.92				
37200 - DFPS-CPS-Title IV-B-Concr Svc								
37300 - TDHCA-Amy Young Barrier Remova								
37400 - TDH-Immunization	-\$18,713.00	\$23,592.16	-\$45,992.12	-\$41,112.96				
37800 - OAG-Regional Juv Mental Hlth S	-\$1,600.00	\$3,200.00	-\$1,600.00	\$0.00				
37913 - TXDOT-M312ANGLE-FY13RAMP								
37914 - TXDOT-M212ANGLE-FY14RAMP								
37916 - TXDOT-M1612ANGL-FY16RAMP								
37917 - TXDOT-FY17RAMP								
37920 - TXDOT-FY20RAMP								
37921 - TXDOT-FY21RAMP								
37922 - TXDOT-FY22RAMP	-\$32,404.29	\$0.00	-\$4,022.11	-\$36,426.40				
37950 - TXDOT-Airport Layout-19MPANGLE								
38000 - Fire Code Inspection & Permit	-\$256,434.96	\$81,460.86	-\$183,385.87	-\$358,359.97				
38010 - Economic Development Tax Abate	\$383,749.42	\$0.00	\$0.00	\$383,749.42				
38020 - BC Industrial Development Corp	\$2,513.83	\$0.00	-\$5.00	\$2,508.83				
38100 - Vital Statistics Fee	\$77,473.10	\$2,669.00	-\$1,276.05	\$78,866.05				
38110 - CC Records Mgmt-Recording	\$1,969,098.77	\$138,085.60	-\$106,232.57	\$2,000,951.80	\$960,470.06	\$0.00	\$0.00	\$960,470.06
38120 - CC Records Archive	\$1,483,690.77	\$146,472.82	-\$135,934.38	\$1,494,229.21				
38130 - CC Records Mgmt-Criminal	\$62,361.36	\$5,677.37	-\$2,370.78	\$65,667.95				
38200 - CC Records Mgmt-Civ.Crim,Prob	\$223,353.56	\$153.10	-\$5,147.24	\$218,359.42	\$316,911.12	\$0.00	\$0.00	\$316,911.12
38210 - County Graffiti Eradication	\$2,750.26	\$0.00	\$0.00	\$2,750.26				
38220 - CC-DC Technology	\$109,701.16	\$1,392.01	-\$568.19	\$110,524.98				
38230 - CC Records Preservation	\$89,183.17	\$315.00	-\$80.00	\$89,408.17				

Fund	Cash				Investments			
	Opening GL Balance	GL Debit	GL Credit	GL Ending Balance	Opening GL Balance	GL Debit	GL Credit	GL Ending Balance
38240 - CC-DC Specialty Court	\$54,183.51	\$7,540.35	-\$3,121.32	\$58,602.54				
38250 - CCSB41 Consolidated Rec Mgmt	\$5,177.78	\$6,713.75	-\$3,573.75	\$8,317.78				
38251 - CCSB41 Clerk of Court Account	\$11,388.90	\$14,486.56	-\$7,706.56	\$18,168.90				
38300 - Child Abuse Prevention Fund	\$21,789.71	\$167.96	-\$142.69	\$21,814.98				
38310 - Family Protection Fund	-\$27,261.47	\$0.00	\$0.00	-\$27,261.47				
38320 - DC Records Management	\$27,983.17	\$5,616.54	-\$5,634.27	\$27,965.44				
38330 - DC Records Archive	\$76,475.98	\$2,344.82	-\$3,707.04	\$75,113.76				
38340 - DC Records Preservation	\$15,743.30	\$436.12	-\$136.08	\$16,043.34				
38350 - DC Records Technology	\$37,163.70	\$133.66	-\$382.49	\$36,914.87				
38360 - DCSB41 Consolidated Rec Mgmt	\$15,310.00	\$18,040.00	-\$7,550.00	\$25,800.00				
38361 - DCSB41 Clerk of Court Account	\$24,440.00	\$29,465.00	-\$11,945.00	\$41,960.00				
38400 - JP Building Security	-\$68,424.11	\$46,004.83	-\$69,652.82	-\$92,072.10				
38410 - JP Technology Fund	\$539,972.28	\$11,774.29	-\$6,236.00	\$545,510.57				
38420 - JPSB41 Support Fund	\$23,365.02	\$22,998.45	-\$5,433.79	\$40,929.68				
38500 - Courthouse Security	\$614,855.15	\$35,084.61	-\$15,202.24	\$634,737.52				
38510 - SB41 Court Facility Fee Fund	\$13,740.00	\$16,880.00	-\$7,600.00	\$23,020.00				
38511 - SB41 County Jury Fund	\$6,840.00	\$8,400.00	-\$3,770.00	\$11,470.00				
38512 - SB41 Language Access Fund	\$4,453.14	\$4,814.83	-\$1,639.14	\$7,628.83				
38513 - SB41 Guardianship Fund	\$1,700.00	\$2,140.00	-\$1,120.00	\$2,720.00				
38514 - SB41 Court Report Service Fund	\$17,200.86	\$21,075.00	-\$9,500.00	\$28,775.86				
38515 - SB41 Appellate Judicial System	\$2,097.95	\$3,375.00	-\$1,205.00	\$4,267.95				
38516 - SB41 Judicial Edu and Support	\$845.00	\$1,070.00	-\$565.00	\$1,350.00				
38600 - LEOSE	\$139,541.60	\$0.00	-\$766.52	\$138,775.08				
38710 - D A Hot Check Collection	\$9,436.67	\$134.32	-\$195.45	\$9,375.54				
38720 - D A Supplemental	\$9,730.60	\$0.01	-\$9,201.65	\$528.96				
38730 - D A Forfeiture, CCP Chapter 59	\$181,602.82	\$289,793.74	-\$5,968.87	\$465,427.70				
38810 - Voter Registration	-\$21,687.55	\$0.00	-\$942.90	-\$22,630.45				
38820 - Special Inv,Dealer Escrow-Tax	\$82,730.22	\$1,795.81	-\$1,388.66	\$83,137.37	\$31,309.52	\$0.00	\$0.00	\$31,309.52
38830 - Scofflaw Fees, TTC Sect 502.01	\$1,867.16	\$10.00	\$0.00	\$1,877.16				
38910 - Election Services Contract	\$203,729.60	\$1,995.00	-\$200.82	\$205,523.78				
38920 - Elections - HAVA Equip. Rental	\$594,450.48	\$0.00	\$0.00	\$594,450.48				
38930 - Elections-CARES HAVA								
39040 - Constable Pct 4 Forfeiture	\$2,036.23	\$0.00	\$0.00	\$2,036.23				
39100 - Sheriff Contraband Forfeiture	\$295,493.14	\$0.00	-\$1,643.53	\$293,849.61				
39110 - Braz Cnty Narcotics Task Force	\$529,921.21	\$76,663.21	-\$29,592.70	\$576,991.72				
39120 - Sheriff Commissary Fund	\$568,781.92	\$150,205.96	-\$155,403.81	\$563,584.06				
39130 - Sheriff-Federal Forfeiture	\$183,446.93	\$0.00	-\$2,430.58	\$181,016.35				
39200 - Juvenile Case Manager Fund	\$12,028.61	\$468.03	-\$216.96	\$12,279.68				
39210 - Bond & Occupational LSF	-\$21,332.52	\$13,707.02	-\$20,544.44	-\$28,169.94				
39300 - Reliant Energy CARE Program	\$1,436.90	\$30,000.00	-\$16,368.22	\$15,068.68				
39310 - UnitedWay-Emergency Assistance	\$5.60	\$0.00	\$0.00	\$5.60				
39410 - Library-Special Projects	\$241,699.00	\$22,039.18	-\$563.12	\$263,175.06				
39500 - SEP-Wastewater-EnvlHlth-TCEQ	-\$4,560.78	\$6,395.40	\$0.00	\$1,834.62				
39610 - Parks Improvements								
39615 - TPW Foundation-Grt TX Birding	\$6,165.60	\$0.00	-\$1,165.00	\$5,000.60				
39620 - Shoreline Rest. Task Force	\$36,607.24	\$0.00	\$0.00	\$36,607.24				
39630 - 2006 GoM Energy Security Act	\$2,319,049.10	\$0.00	-\$59,337.95	\$2,259,711.15				
39700 - Lateral Road Fund								
39710 - Road & Bridge, Ch 152, Tx Code								
39720 - Special Projects								
39764 - Riverside Est Spcl Assmt	-\$175,585.18	\$0.00	\$0.00	-\$175,585.18				
39765 - Briar Meadows AmyLn Ross Rd SA	\$14,460.40	\$0.00	\$0.00	\$14,460.40				
39766 - Twin Lakes Assmt	-\$93,758.89	\$0.00	\$0.00	-\$93,758.89				
39767 - Greenhouse Rd Spec Assessment								
39768 - Old Coffee Plantation Sp Asses	-\$34,828.66	\$29,292.91	\$0.00	-\$5,535.75				
39769 - Lindell-Hudspeth Dr Spec Asses	-\$17,170.90	\$0.00	\$0.00	-\$17,170.90				
39770 - Lindell-Frio Dr Spec Assess	-\$17,170.90	\$0.00	\$0.00	-\$17,170.90				
39771 - Lindell-Dontley Dr Spec Assess	-\$17,170.90	\$0.00	\$0.00	-\$17,170.90				
39772 - Pinetree Trail Rd Spec Assess	-\$21,227.00	\$0.00	\$0.00	-\$21,227.00				
39773 - Lakeside Drive Rd Spec Assess	-\$4,136.30	\$0.00	\$0.00	-\$4,136.30				
39774 - Forest Loop Special Assessment	-\$5,250.65	\$0.00	\$0.00	-\$5,250.65				
39775 - River Road (CR31a) Spec Assess	-\$5,249.00	\$0.00	\$0.00	-\$5,249.00				
39776 - Mustang Spur Spec Assess								
39777 - Jasper Special Assessment	-\$9,272.30	\$0.00	\$0.00	-\$9,272.30				
39800 - Law Library	\$51,774.71	\$40,824.44	-\$47,411.73	\$45,187.42	\$117,853.43	\$0.00	\$0.00	\$117,853.43
39900 - Mosquito Control District	\$1,718,063.91	\$175,797.17	-\$271,106.54	\$1,622,754.54	\$386,604.95	\$0.00	\$0.00	\$386,604.95
40000 - 2012 Gen Oblig Rfd (2003 CO)								
41000 - 2016 Limited Tax Rfd (2006 CO)	\$590,953.30	\$21,551.77	-\$961.33	\$611,543.74	\$488,087.55	\$0.00	\$0.00	\$488,087.55
42000 - 2021 Gen Oblig Rfd (2012 CO)	\$100,650.79	\$35,331.05	-\$115.99	\$135,865.85				
42100 - 2018 Cert of Oblig-I,S	\$474,872.87	\$13,920.50	-\$76.96	\$488,716.41				
42200 - 2021 CO-Courthouse Campus I,S	\$5,044,801.09	\$74,832.16	-\$2.56	\$5,119,630.69				
43000 - Tax Notes, Series 2013 I&S								
44000 - Toll Road-SH288-I&S	\$3,153,474.88	\$235,894.99	-\$1,632,047.40	\$1,757,322.47				
45000 - Road Bonds-Mobility-I,S	\$2,165,297.56	\$69,106.65	-\$432.05	\$2,233,972.16	\$877,359.34	\$0.00	\$0.00	\$877,359.34
51000 - 2006 Certificate of Obligation								
52000 - 2012 Cert of Oblig,C,M								
52100 - 2018 Cert of Oblig,C,M	\$203,527.90	\$0.00	-\$135,214.11	\$68,313.79	\$3,606,702.88	\$0.00	\$0.00	\$3,606,702.88
52200 - 2021 CO-Courthouse Campus C,M	-\$6,130,336.78	\$10,028,075.00	-\$2,251,903.90	\$1,645,834.32	\$99,515,096.85	\$0.00	-\$10,000,000.00	\$89,515,096.85
52201 - 2022 EOC State Allocation	\$528.95	\$0.00	\$0.00	\$528.95	\$5,000,460.55	\$0.00	\$0.00	\$5,000,460.55
54000 - Toll Road-SH288-C & M	\$1,458,730.60	\$11.58	-\$863.72	\$1,457,878.46	\$11,689,305.53	\$0.00	\$0.00	\$11,689,305.53
55000 - Mobility Plan								
57200 - Ring of Honor	\$55,166.93	\$0.00	\$0.00	\$55,166.93				
60500 - Airport Operating	-\$2,042,037.71	\$545,027.76	-\$527,860.89	-\$2,024,870.84				
61000 - BCTRA O&M SH288	\$5,488,886.68	\$906,327.74	-\$121,569.97	\$6,273,644.45	\$4,000,414.74	\$0.00	\$0.00	\$4,000,414.74
61100 - Braz Cnty Toll Rd-Preliminary								



Fund	Cash				Investments			
	Opening GL Balance	GL Debit	GL Credit	GL Ending Balance	Opening GL Balance	GL Debit	GL Credit	GL Ending Balance
64000 - BCTRA FM518 PEDC-SH288	\$302,228.69	\$0.71	-\$0.11	\$302,229.29				
64100 - BCTRA Contributions-SH288								
64200 - BCTRA FM518 TXDOT-SH288	-\$702,436.70	\$0.00	\$0.00	-\$702,436.70				
71000 - Health Care Benefits	\$2,934,087.39	\$1,641,156.61	-\$1,396,544.23	\$3,178,699.77	\$6,001,288.78	\$0.00	\$0.00	\$6,001,288.78
72000 - Employee Health Clinic	-\$16,777.60	\$63,438.36	-\$72,881.30	-\$26,220.54				
73000 - Insurance Reserve	\$395,446.51	\$0.00	-\$3,635.68	\$391,810.83	\$898,806.07	\$0.00	\$0.00	\$898,806.07
81000 - B Cnty Groundwatr Conserv Dist	\$1,737,276.92	\$140,510.15	-\$83,388.19	\$1,794,398.88				
81100 - Braz Cnty Toll Road Authority								
81500 - CSCD DP6 - SUD Program	-\$76,518.75	\$115,851.75	-\$116,303.92	-\$76,970.92				
81600 - CSCD-TAIP Treatment Alter.	\$2,916.00	\$50,016.00	-\$35,183.00	\$17,749.00				
81700 - CSCD DP17 - MHealth Caseloads	-\$3,328.39	\$70,019.92	-\$57,123.93	\$9,567.60				
81800 - CSCD Basic Supervision Prog	\$1,011,369.12	\$1,387,195.52	-\$1,316,827.12	\$1,081,737.52				
81850 - CSCD-Evidence Based Assessment								
81900 - CSCD CC4 - High Risk Program	\$130,589.39	\$219,190.80	-\$137,199.47	\$212,580.72				
82000 - CSCD-Comm Corr-Life								
82100 - CSCD CCS- Sex Offender Program	\$17,831.40	\$91,323.36	-\$69,709.02	\$39,445.74				
82200 - CSCD-Comm Corr-Substance Abuse								
82300 - CSCD DP4 - High Risk Program	\$28,365.67	\$67,886.18	-\$45,102.10	\$51,149.75				
82400 - CSCD-New Caseload Reduction-DP								
82500 - CSCD DP30 - SUD Trt Pgm	\$64,466.23	\$185,070.47	-\$128,936.37	\$120,600.33				
82600 - CSCD-Mental Health Treatment	\$0.00	\$17,514.00	-\$8,757.00	\$8,757.00				
88000 - Trust & Agency								
88200 - Brazos Mall								
88300 - SH288 @ CR 56 Overpass								
89000 - Historical Commission	\$1,468.96	\$0.00	\$0.00	\$1,468.96	\$14,430.49	\$0.00	\$0.00	\$14,430.49

BRAZORIA COUNTY  
 PORTFOLIO REPORT  
 MARCH 2022

Current Date: 3/31/2022

Fund	Description	Type	CUSIP	Coupon	Settle Date	Maturity Date	Next Call Date	Par Value	Purch Price	Purch Cost	Book Value	Mkt Price	Mkt Value	Days to Mat	YTM	Interest Earned
10000	FFCB	Agency	3133EMDM1	0.270	10/20/20	10/20/23	10/20/22	2,000,000.00	100.000	2,000,000.00	2,000,000.00	0.9721	1,944,200.00	568	0.270	
10000	FFCB	Agency	3133EMQM7	0.200	02/16/21	02/16/24	04/06/22	2,000,000.00	100.000	2,000,000.00	2,000,000.00	0.9613	1,922,600.00	687	0.200	
10000	FHLB	Agency	3130ALKM5	0.350	03/15/21	03/15/24	06/15/22	2,000,000.00	100.000	2,000,000.00	2,000,000.00	0.9616	1,923,200.00	715	0.350	3,500.00
10000	FHLB	Agency	3130ALLM4	0.350	03/29/21	03/28/24	06/28/22	2,000,000.00	100.000	2,000,000.00	2,000,000.00	0.9603	1,920,600.00	728	0.350	3,500.00
10000	FHLB	Agency	3130ALRH9	0.400	04/12/21	04/12/24	04/12/22	2,000,000.00	100.000	2,000,000.00	2,000,000.00	0.9604	1,920,800.00	743	0.400	
10000	FHLB	Agency	3130AMND0	0.430	06/17/21	06/17/24	06/17/22	2,000,000.00	100.000	2,000,000.00	2,000,000.00	0.9567	1,913,400.00	809	0.430	
10000	FHLB	Agency	3130APAW5	0.550	10/08/21	10/08/24	04/08/22	2,000,000.00	100.000	2,000,000.00	2,000,000.00	0.9526	1,905,200.00	922	0.550	
10000	FHLB	Agency	3130APB20	0.600	10/22/21	10/22/24	04/22/22	2,000,000.00	100.000	2,000,000.00	2,000,000.00	0.9530	1,906,000.00	936	0.600	
10000	FHLB	Agency	3130APJ89	0.700	10/28/21	10/28/24	04/28/22	2,000,000.00	100.000	2,000,000.00	2,000,000.00	0.9551	1,910,200.00	942	0.700	
10000	FHLB	Agency	3130AQWM1	1.800	02/28/22	02/27/25	05/27/22	2,000,000.00	100.000	2,000,000.00	2,000,000.00	0.9783	1,956,600.00	1064	1.800	
997	TexPool	LGIP		0.154				169,359,080.81	100.000	169,359,080.81	169,359,080.81	100.00	169,359,080.81	1	0.154	22,228.86
998	Texas Class	LGIP		0.286				102,970,456.25	100.000	102,970,456.25	102,970,456.25	100.00	102,970,456.25	1	0.286	24,981.43
999	Depository	Cash		0.520				48,040,635.53	100.000	48,040,635.53	48,040,635.53	100.00	48,040,635.53	1	0.820	25,984.97
								<b>340,370,172.59</b>	<b>340,370,172.59</b>	<b>340,370,172.59</b>	<b>340,370,172.59</b>	<b>340,370,172.59</b>	<b>340,370,172.59</b>	<b>49</b>	<b>0.312</b>	<b>80,195.26</b>

This report is presented in accordance with the Texas Government Code Title 10 Section 2256.023 and complies with the Investment Strategy of Brazoria County's Investment Policy and I certify that to the best of my knowledge the above is true and correct.

*Cathy Campbell*

Cathy Campbell, CFT, CIO  
 Brazoria County Treasurer

**Monthly Interest Earned for Fiscal Year 2022**

	Oct	Nov	Dec	1st Qtr	Jan	Feb	Mar	2nd Qtr	April	May	June	3rd Qtr	July	August	Sept	4th Qtr	Ann Earned
BANK	1,981.02	3,159.41	7,455.08	12,595.51	6,807.67	15,933.84	25,984.97	48,726.48				0.00				0.00	61,321.99
TEXPOOL	2,319.99	5,255.31	6,081.74	13,657.04	6,546.26	9,070.54	22,228.86	37,847.66				0.00				0.00	51,504.70
Texas Class	2,068.48	2,068.48	2,788.71	6,925.67	4,568.48	9,097.92	24,981.43	38,667.83				0.00				0.00	45,593.50
Agencies	6,700.00	0.00	4,300.00	11,000.00	0.00	2,000.00	7,000.00	9,000.00				0.00				0.00	20,000.00
<b>Total Per Mo.</b>	<b>13,069.49</b>	<b>10,483.20</b>	<b>20,625.53</b>	<b>44,178.22</b>	<b>17,944.41</b>	<b>36,102.30</b>	<b>80,195.26</b>	<b>134,241.97</b>	<b>0.00</b>	<b>0.00</b>	<b>0.00</b>	<b>0.00</b>	<b>0.00</b>	<b>0.00</b>	<b>0.00</b>	<b>0.00</b>	<b>178,420.19</b>

I certify that to the best of my knowledge the above is true and correct.



Cathy Campbell, CCT, CIO  
Brazoria County Treasurer

**BRAZORIA COUNTY**  
**Investment Data Summary**  
**March 2022**

<b>Type Breakdown:</b>	<b>Book Value</b>	<b>Percent</b>	<b>Wtd Avg Mat</b>	<b>Wtd Avg Yield</b>
LGIP	272,329,537.06	80.01%	1	0.204
Agency	20,000,000.00	5.88%	811	0.565
Cash	48,040,635.53	14.11%	1	0.820
	<b>340,370,172.59</b>	<b>100.00%</b>	<b>49</b>	<b>0.312</b>

<b>Issuer Breakdown:</b>	<b>Book Value</b>	<b>Percent</b>	<b>Wtd Avg Mat</b>	<b>Wtd Avg Yield</b>
FNMA				
FHLB	16,000,000.00	4.70%	857	0.648
FHLMC	-			
-	-			
FFCB	4,000,000.00	1.18%	628	0.235
-	-			
TexPool	169,359,080.81	49.76%	1	0.154
Texas Class	102,970,456.25	30.25%	1	0.286
Depository	48,040,635.53	14.11%	1	0.820
	<b>340,370,172.59</b>	<b>100.00%</b>	<b>49</b>	<b>0.312</b>

<b>Fund Breakdown:</b>	<b>Book Value</b>	<b>Percent</b>	<b>Wtd Avg Mat</b>	<b>Wtd Avg Yield</b>
10000	20,000,000.00	5.88%	811	0.565
20500	-			
997	169,359,080.81	49.76%	1	0.154
998	102,970,456.25	30.25%	1	0.286
999	48,040,635.53	14.11%	1	0.820
	<b>340,370,172.59</b>	<b>100.00%</b>	<b>49</b>	<b>0.312</b>

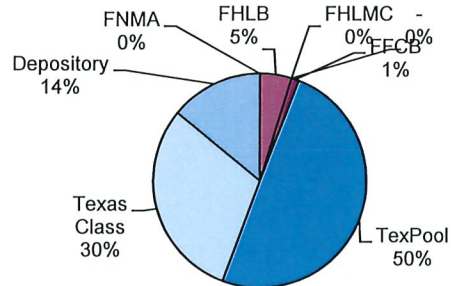
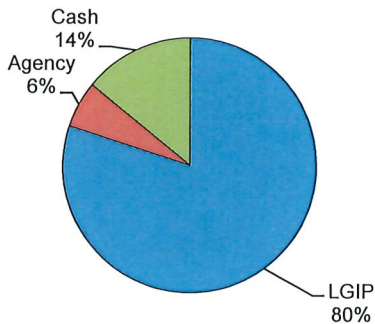
<b>Maturity Breakdown:</b>	<b>Book Value</b>	<b>Percent</b>
Less Than 90 Days	320,370,172.59	94.12%
90 to 180 Days	-	0.00%
181 to 365 Days	-	0.00%
More Than 365 Days	20,000,000.00	5.88%
	<b>340,370,172.59</b>	<b>100.00%</b>

**BRAZORIA COUNTY**  
**Investment Summary Report**  
**For the Period Ending 03/31/2022**

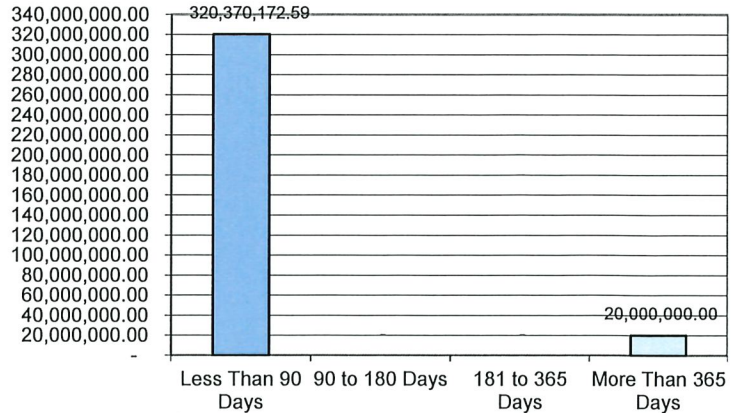
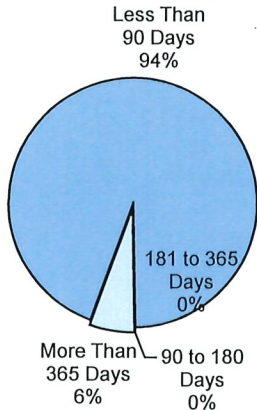
Total Portfolio Summary			
	Current Month 03/31/22	Prior Month 2/28/2022	Change From Prior
Book Value	340,370,172.59	349,857,755.99	(9,487,583.40)
Market Value	339,592,972.59	349,359,755.99	(9,766,783.40)
Market Value%	99.77%	99.86%	-0.09%
Weighted Average Maturity - Days	49 days	49 days	(0)
Weighted Average Yield	0.312%	0.16%	0.15%

Portfolio Composition by Fund			
Fund Name	3/31/2022 Book Value	Wtd Avg Yield	Wtd Avg Maturity
10000	20,000,000.00	0.565%	811
20500	-		0
997	169,359,080.81	0.154%	1
998	102,970,456.25	0.286%	1
999	48,040,635.53	0.820%	1
<b>TOTALS:</b>	<b>340,370,172.59</b>	<b>0.312%</b>	<b>49 days</b>

Portfolio Composition by Security Type	Portfolio Composition by Issuer
--	---------------------------------



**Maturity Distribution**





# Monthly Newsletter: April 2022

## ANNOUNCEMENTS

We welcome the following entities who joined TexPool in March 2022:

- TexPool**  
 Fort Bend County MUD 1248  
 Fort Bend County MUD 1249/C  
 Harris County MUD 460  
 Allina Management District  
 Auburn MUD  
 Clouston Woods MUD  
 Austin Transit Partnership  
 Diffwood Conservation District  
 Williamson County MUD 98E  
 Karnes County  
 Houston-Galveston Area Council  
 Fort Bend County MUD 124A  
 Henderson County

- TexPool Prime**  
 Austin Transit Partnership  
 Karnes County  
 Houston-Galveston Area Council  
 Maricopa ISD  
 Ricardo ISD  
 Henderson County

### Upcoming Events

- April 18, 2022 - April 21, 2022  
 50th Annual County Treasurers Spring Education Seminar  
 Embassy Suites Conference Ctr & Spa, San Marcos, TX

### TexPool Advisory Board Members

- Patrick Kichobok Jerry Dale  
 Belinda Weaver David Landeros  
 Deborah Landermilk Sharon Matthews  
 Valarie Van Vliet David Garcia  
 Overseen by the State of Texas Comptroller of Public Accounts Glenn Hegar  
 Operated under the supervision of the Texas Treasury Safeguarding Trust Company

### TexPool Participant Services is Now Paperless!

As of January 3, 2022, participants are no longer required to submit hard copies of documents in requests that have been submitted via email or fax. For questions, contact 1-866-839-7665.

Phone: 1-866-TEXPOOL (839-7665) • Fax: 1-866-839-3591 • TexPool.com  
 © 2022 Federated Hermes, Inc.  
 G35884-24 (4/22)

## Economic and Market Commentary: Balancing expectations

April 1, 2022

Is WIRP out of whack or are Treasuries tardy? It's a difficult but crucial question for investors after the Federal Reserve hiked the fed funds target range to 0.25-0.50% in mid-March.

The fed funds futures market—the WIRP (World Interest Rate Probabilities) function on the trusty Bloomberg terminal—is showing expectations for a hike at every Federal Reserve meeting this year, including some of the 50 basis-point variety, on the way to 2.25% in December. But yields on U.S. Treasuries have not risen in step. Which curve should investors follow?

The dislocation is partly due to the massive flight-to-quality trade stemming from the Russian invasion of Ukraine. It's also a function of the cutback in supply due to lower bill issuance by the Treasury Department and the restraints of quarter-end transactions. The imbalance has pushed yields on the front end below even the Fed's Reverse Repo Facility, set at 30 basis points. Yields of Treasuries with maturities out to one year have sharply steepened, but not enough to match market expectations, especially with inflation ascending its

(continued page 6)

### Performance as of March 31, 2022

	TexPool	TexPool Prime
Current Invested Balance	\$27,369,736,879	\$11,209,562,641
Weighted Average Maturity**	29 Days	22 Days
Weighted Average Life**	97 Days	57 Days
Net Asset Value	0.99977	0.99987
Total Number of Participants	2,698	458
Management Fee on Invested Balance	0.0450%	0.0550%
Interest Distributed	\$3,672,214.33	\$2,621,230.90
Management Fee Collected	\$955,094.66	\$484,647.75
Standard & Poor's Current Rating	AAA-	AAA-
Month Averages		
Average Invested Balance	\$28,304,735,436	\$11,405,164,299
Average Monthly Rate*	0.15%	0.27%
Average Weighted Average Maturity**	29	25
Average Weighted Average Life**	87	60

\*This average monthly rate for TexPool Prime for each date may reflect a waiver of some portion or all of each of the management fees.  
 \*\*See page 2 for definitions.

Year performance is no guarantee of future results.

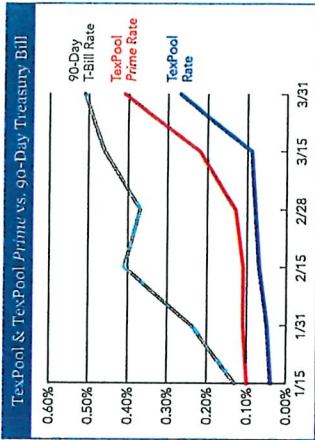


Managed and Serviced by

CATHY CAMPBELL  
 Brazoria County Treasurer  
 111 E. Locust, Room 305  
 Angleton, TX 77515-4564

own cliff. The Personal Consumption Expenditures Index, the Fed's preferred measure, hit 6.4% annualized in February, with core PCE (which excludes food and energy prices) rising 5.4%. Both increased from January readings of 6% and 5.2%, respectively, and are multi-decade highs. But the discrepancy also seems another case of the market trying to lead the Fed. That's not something policymakers like. The last time it happened was when anticipation had built for a half-percentage-point hike at the March policy meeting. Fed Chair Jerome Powell shot that down by saying he favored a quarter-point rise. He isn't scheduled to speak or make a public appearance soon, but New York Fed President John Williams and soon-to-be Fed Vice Chair Lael Brainard give speeches in early April. Those and the minutes of the March Federal Open Market Committee meeting, released April 6, should provide insight. Indication that members are closer to reducing the balance sheet would be welcome, as more supply is needed to right-size the yield curve.

At the end of March, yields on 1-, 3-, 6- and 12-month U.S. Treasuries were 0.12%, 0.51%, 1% and 1.57%, respectively; the 1-, 3-, 6- and 12-month Bloomberg Short-Term Bank Yield Index rates (BSBY) were 0.39%, 0.89%, 1.37% and 1.97%, respectively; and the 1-, 3-, 6- and 12-month London interbank offered rates were 0.44%, 0.96%, 1.49% and 2.17%, respectively.



90-Day Treasury Bill is a short-term debt instrument backed by the national government. These are used to collect immediate cash to meet outstanding obligations.

Any private investor can invest in a Treasury bill. The 90-Day Treasury Bill is a weighted average rate of the weekly auctions of 90-Day Treasury Bills.


Year performance is no guarantee of future results.



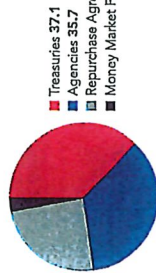
Participant Services  
 101 Texas Ave. Suite 1150  
 Houston, TX 77002



### Portfolio by Maturity (%) As of March 31, 2022



### Portfolio by Type of Investment (%) As of March 31, 2022



### Portfolio Asset Summary as of March 31, 2022

	Book Value	Market Value
Uninvested Balance	-\$961,179.01	
Receivable for Investments Sold	0.00	0.00
Accrual of Interest Income	6,357,322.57	6,357,322.57
Interest and Management Fees Payable	-3,672,205.76	-3,672,205.76
Payable for Investments Purchased	0.00	0.00
Accrued Expenses & Taxes	-27,961.42	-27,961.42
Repurchase Agreements	6,621,420,794.00	6,621,420,794.00
Mutual Fund Investments	808,074,000.00	808,085,200.00
Government Securities	9,716,395,130.82	9,716,395,130.82
US Treasury Bills	7,515,570,592.75	7,515,442,165.05
US Treasury Notes	2,703,411,619.44	2,703,411,619.44
Total	\$27,369,736,878.77	\$27,369,450,885.70

Market value of collateral supporting the Repurchase Agreements is at least 102% of the Book Value. The portfolio is managed by Federated Investment Counseling and the assets are safe kept in a separate custodial account at State Street Bank in the name of TexPool. The only source of payment to the Participants is the assets of TexPool. There is no secondary source of payment for the pool such as insurance or State guarantee. Should you require a copy of the portfolio, please contact TexPool Participant Services.

### Participant Summary

	Number of Participants	Balance
School District	600	\$8,418,227,521.66
Higher Education	60	\$1,339,348,162.74
County	196	\$3,505,257,653.03
Healthcare	90	\$1,679,988,612.59
Utility District	876	\$4,349,379,739.91
City	484	\$6,855,412,744.51
Emergency Districts	98	\$344,308,659.87
Economic Development Districts	84	\$159,941,718.11
Other	210	\$715,562,794.23

\*\*Definition of Weighted Average Maturity and Weighted Average Life

WAM is the mean average of the periods of time remaining until the securities held in TexPool (a) are scheduled to be repaid, (b) would be repaid upon a demand by TexPool, or (c) are scheduled to have their interest rate readjusted to reflect current market rates. Securities with adjustable rates payable upon demand are treated as maturing on the earlier of the two dates set forth in (b) and (c) if their scheduled maturity is 397 days or less; and the later of the two dates set forth in (b) and (c) if their scheduled maturity is more than 397 days. The mean is weighted based on the percentage of the amortized cost of the portfolio invested in each period.

WAL is calculated in the same manner as WAM, but is based solely on the periods of time remaining until the securities held in TexPool (a) are scheduled to be repaid or (b) would be repaid upon a demand by TexPool, without reference to when interest rates of securities within TexPool are scheduled to be readjusted.




### Daily Summary

Date	Money Mkt Fund Equiv. (SEC STB)	Dividend Factor	TexPool Invested Balance	NAV	WAM Days	WAL Days
3/1	0.0757%	0.000002073	\$28,796,204,498.59	0.99987	30	85
3/2	0.0803%	0.000002199	\$28,799,184,277.32	0.99984	30	86
3/3	0.0762%	0.000002087	\$28,477,991,424.71	0.99983	30	88
3/4	0.0757%	0.000002074	\$28,682,623,998.55	0.99984	30	88
3/5	0.0757%	0.000002074	\$28,682,623,998.55	0.99984	30	88
3/6	0.0757%	0.000002074	\$28,682,623,998.55	0.99984	30	88
3/7	0.0716%	0.000001962	\$28,636,884,423.12	0.99983	28	86
3/8	0.0773%	0.000002119	\$28,585,916,340.02	0.99983	28	85
3/9	0.0770%	0.000002109	\$28,561,901,542.80	0.99982	30	86
3/10	0.0771%	0.000002112	\$28,408,967,427.10	0.99982	29	86
3/11	0.0768%	0.000002104	\$28,494,333,785.02	0.99982	30	86
3/12	0.0768%	0.000002104	\$28,494,333,785.02	0.99982	30	86
3/13	0.0768%	0.000002104	\$28,494,333,785.02	0.99982	30	86
3/14	0.0770%	0.000002110	\$28,412,488,812.27	0.99980	27	83
3/15	0.0934%	0.000002560	\$28,449,420,314.65	0.99979	28	85
3/16	0.0942%	0.000002582	\$28,524,672,498.68	0.99975	26	80
3/17	0.1748%	0.000004788	\$28,540,253,979.96	0.99981	27	84
3/18	0.2275%	0.000006232	\$28,373,109,489.62	0.99979	28	84
3/19	0.2275%	0.000006232	\$28,373,109,489.62	0.99979	28	84
3/20	0.2275%	0.000006232	\$28,373,109,489.62	0.99979	28	84
3/21	0.2265%	0.000006206	\$28,372,625,255.25	0.99976	26	81
3/22	0.2352%	0.000006443	\$28,228,294,454.29	0.99977	28	84
3/23	0.2327%	0.000006374	\$28,110,135,728.74	0.99979	30	89
3/24	0.2347%	0.000006429	\$28,005,767,655.83	0.99978	30	89
3/25	0.2346%	0.000006428	\$27,913,188,046.44	0.99975	31	89
3/26	0.2346%	0.000006428	\$27,913,188,046.44	0.99975	31	89
3/27	0.2346%	0.000006428	\$27,913,188,046.44	0.99975	31	89
3/28	0.2378%	0.000006514	\$27,687,044,570.83	0.99974	29	88
3/29	0.2552%	0.000006993	\$27,600,827,082.43	0.99976	29	90
3/30	0.2566%	0.000007031	\$27,488,715,389.89	0.99977	28	90
3/31	0.2660%	0.000007289	\$27,369,736,878.77	0.99977	29	97
Average:	0.1536%	0.000004209	\$28,304,735,436.10	0.99980	29	87

**TEXPOOL Prime**

**Portfolio by Maturity (%)**  
As of March 31, 2022



**Portfolio by Type of Investment (%)**  
As of March 31, 2022



**Portfolio Asset Summary as of March 31, 2022**

	Book Value	Market Value
Uninvested Balance	-\$465,803.43	
Receivable for Investments Sold	41,011,673.74	
Accrual of Interest Income	911,092.96	
Interest and Management Fees Payable	-2,621,230.69	
Payable for Investments Purchased	-41,000,000.00	
Accrued Expenses & Taxes	-15,329.25	
Repurchase Agreements	395,182,000.00	
Commercial Paper	8,458,918,391.40	
Mutual Fund Investments	830,153,483.22	
Government Securities	117,510,172.64	
Variable Rate Notes	1,409,998,190.40	
Total	\$11,209,562,641.39	

Market value of collateral supporting the Repurchase Agreements is at least 100% of the Book Value. The portfolio is managed by Federated Investment Counseling and the assets are safe kept in a separate custodial account at State Street Bank in the name of TexPool Prime. The TexPool Prime fund is the only source of payments to the Participants. There is no secondary source of payment for the pool such as insurance or State guarantees. Should you require a copy of this portfolio, please contact TexPool Participant Services.

**Participant Summary**

	Number of Participants	Balance
School District	132	\$4,199,928,030.23
Higher Education	19	\$665,495,281.31
County	49	\$724,124,187.75
Healthcare	18	\$270,067,874.58
Utility District	50	\$544,981,734.42
City	90	\$2,452,428,098.34
Emergency Districts	21	\$43,333,969.30
Economic Development Districts	15	\$23,967,288.80
Other	64	\$2,285,147,917.55

**TEXPOOL Prime**



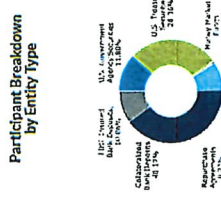
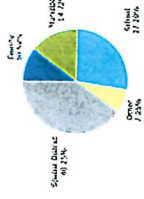
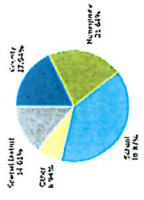
**Daily Summary**

Date	Money Mkt Fund Equiv (SEC-Stel)	Dividend Factor	TexPool Prime Invested Balance	NAV	Wtd(Days)	Wtd(Days)
3/1	0.1297%	0.000003553	\$11,415,239,647.49	0.99981	24	57
3/2	0.1455%	0.000003985	\$11,378,670,352.56	0.99977	26	60
3/3	0.1537%	0.000004212	\$11,690,121,542.03	0.99977	26	59
3/4	0.1638%	0.000004489	\$11,617,393,258.32	0.99974	27	60
3/5	0.1638%	0.000004489	\$11,617,393,258.32	0.99974	27	60
3/6	0.1638%	0.000004489	\$11,617,393,258.32	0.99974	27	60
3/7	0.1725%	0.000004738	\$11,616,832,053.50	0.99960	25	60
3/8	0.1865%	0.000005104	\$11,585,798,324.61	0.99959	25	60
3/9	0.1860%	0.000005097	\$11,564,967,786.17	0.99950	25	60
3/10	0.1937%	0.000005307	\$11,447,118,295.05	0.99946	25	62
3/11	0.1946%	0.000005332	\$11,402,603,261.27	0.99945	25	62
3/12	0.1946%	0.000005332	\$11,402,603,261.27	0.99945	25	62
3/13	0.1946%	0.000005332	\$11,402,603,261.27	0.99945	25	62
3/14	0.2024%	0.000005544	\$11,329,405,676.41	0.99946	23	60
3/15	0.2181%	0.000005975	\$11,506,287,587.89	0.99947	23	59
3/16	0.2451%	0.000006714	\$11,506,238,414.44	0.99947	24	60
3/17	0.2665%	0.000007649	\$11,500,716,068.72	0.99948	25	61
3/18	0.3419%	0.000009368	\$11,371,642,903.54	0.99947	26	62
3/19	0.3419%	0.000009368	\$11,371,642,903.54	0.99947	26	62
3/20	0.3419%	0.000009368	\$11,371,642,903.54	0.99947	26	62
3/21	0.3783%	0.000010364	\$11,355,606,859.99	0.99950	23	59
3/22	0.3699%	0.000010134	\$11,343,660,582.31	0.99953	24	59
3/23	0.3721%	0.000010195	\$11,275,326,242.46	0.99954	24	58
3/24	0.3737%	0.000010238	\$11,261,623,324.04	0.99955	24	59
3/25	0.3826%	0.000010483	\$11,244,215,806.12	0.99957	25	61
3/26	0.3826%	0.000010483	\$11,244,215,806.12	0.99957	25	61
3/27	0.3826%	0.000010483	\$11,244,215,806.12	0.99957	25	61
3/28	0.3853%	0.000010555	\$11,165,703,891.30	0.99961	22	59
3/29	0.3789%	0.000010381	\$11,303,261,604.91	0.99963	22	58
3/30	0.3830%	0.000010494	\$11,196,386,640.77	0.99965	21	56
3/31	0.4102%	0.000011238	\$11,209,562,641.39	0.99967	22	57
Average:	0.2716%	0.000007442	\$11,405,164,298.90	0.99957	25	60



Texas CLASS Portfolio Characteristics

The following information is provided in accordance with Texas State Statute §2256.0016. As of March 31, 2022.



BOARD OF TRUSTEES

**Mr. Steve Williams, Chairman**  
Asst. City Administrator/CFO City of Conroe

**Ms. Amy Perez**  
Director of Financial Management, Harris County

**Ms. Monika Arris**  
Director of Budget & Finance, Collin County

**Ms. Carmen Arrieta-Candelaria**  
Chief Financial Officer – Fort Worth ISD

**Ms. Cindy Yeatts Brown**  
Treasurer, Denton County

**Ms. Yvonne Johnson**  
Executive Director – Galena Park ISD

**Ms. Heather Hurlbert**  
Director of Finance & Business Analysis, City of Corpus Christi

- Both funds are rated "AA" by S&P Global Ratings.
- Net Asset Value for both funds from March 1 to March 31, 2022 is equal to \$1.00.
- The final maturity dates of all securities were less than one year.
- The custodian bank for Texas CLASS is UMB Bank.
- Total number of Participants is 897.
- There are currently no investments that have a stated maturity greater than one year.
- The portfolio managers for Texas CLASS is Neil Waud, CFA and Randy Palomba, CFA.
- All sources of payment are the underlying assets of the local government investment pool at market value.
- The Ninth Amended and Restated Trust Agreement was adopted by the Board of Trustees on February 25, 2021. You can access your copy of the Ninth Amended and Restated Trust Agreement by visiting our website at [www.texasclass.com](http://www.texasclass.com).

Fund Highlights as of March 31, 2022 (Unaudited)

For the month of March 2022, the Program Administrator accrued fees of \$1,240,793.53 and had average shares outstanding of 15,544,912,849.88 for Texas CLASS. For Texas CLASS Government, the Program Administrator accrued fees of \$157,777.61 and had average shares outstanding of 1,597,900,070.43. The fees for both Texas CLASS and Texas CLASS Government are accrued on a daily basis. The applicable fee rate is calculated by taking the fee rate (divided by 365 days (366 days in the event of a leap year) and rounded to ten decimal places. The current daily accrued shares outstanding will be multiplied by the applicable fee rate(s) to equal the daily fee accrual. For weekend days and holidays, the accrued shares outstanding for the previous business day will be utilized for the calculation of the fees. The applicable fee rate is located in Exhibit F of the Ninth Amended and Restated Trust Agreement. The Program Administrator reserves the right to abate fees listed in the Ninth Amended and Restated Trust Agreement. The monthly fee is the sum of all daily fee accruals for the month of March. The fees are paid monthly upon notification to the custodian bank. As of March 31, 2022 the fee for Texas CLASS was 9 basis points and the fee for Texas CLASS Government was 12 basis points.

Texas CLASS Prior Month Comparison

Month End	Average Yield**	Month Ending Assets	Share Balance	Market Value	Amortized Cost	NAV	WAM (Rebased)**	WAM (Final)**
Jan-22	0.10%	\$14,548,283,069	14,548,924,219	\$14,643,201,747	\$14,643,842,897	1.00	48	77
Feb-22	0.12%	\$15,507,661,785	15,510,684,620	\$15,490,558,283	\$15,493,938,118	1.00	38	78
Mar-22	0.29%	\$15,456,542,560	15,454,910,565	\$15,642,174,743	\$15,650,542,725	1.00	49	85

\*\*Average monthly yield \*\*\*As of the end of the last day of the month

Texas CLASS Government Prior Month Comparison

Month End	Average Yield**	Month Ending Assets	Share Balance	Market Value	Amortized Cost	NAV	WAM (Rebased)**	WAM (Final)**
Jan-22	0.02%	\$1,433,289,042	1,433,853,082	\$1,433,194,239	\$1,433,763,259	1.00	40	76
Feb-22	0.04%	\$1,575,005,412	1,575,468,101	\$1,597,115,409	\$1,597,776,098	1.00	38	68
Mar-22	0.11%	\$1,596,540,089	1,597,538,245	\$1,599,082,247	\$1,600,060,408	1.00	45	82

\*\*Average monthly yield \*\*\*As of the end of the last day of the month

Texas Class Government Rates for March 2022										
Date	Daily Rate (%)	YTD Yield (%)	7-Day Yield (%)	WAM Days to Reset	WAM Days to Final	Daily Dividend	Net Asset Value (NAV)			
3/31/2022	0.1822	0.0618	0.1826	45	82	0.000004982	0.99937519			
3/30/2022	0.1847	0.0605	0.1825	46	83	0.000005061	0.99936542			
3/29/2022	0.1828	0.0591	0.1795	46	83	0.000005008	0.99935551			
3/28/2022	0.1829	0.0577	0.1767	46	83	0.000005010	0.99935227			
3/27/2022	0.1818	0.0562	0.1702	46	83	0.000004981	0.99934608			
3/26/2022	0.1818	0.0547	0.1626	47	84	0.000004981	0.99934216			
3/25/2022	0.1818	0.0532	0.1549	48	84	0.000004981	0.99933782			
3/24/2022	0.1815	0.0517	0.1473	47	85	0.000004971	0.99940774			
3/23/2022	0.1637	0.0501	0.1364	46	84	0.000004484	0.99942016			
3/22/2022	0.1636	0.0487	0.1249	47	84	0.000004482	0.99938782			
3/21/2022	0.1372	0.0472	0.1131	47	84	0.000003760	0.99940774			
3/20/2022	0.1284	0.0461	0.1051	47	84	0.000003518	0.99949852			
3/19/2022	0.1284	0.0451	0.0984	47	84	0.000003518	0.99950090			
3/18/2022	0.1284	0.0440	0.0918	47	85	0.000003518	0.99950329			
3/17/2022	0.1049	0.0429	0.0851	42	80	0.000002875	0.99951875			
3/16/2022	0.0830	0.0420	0.0805	42	80	0.000002273	0.99945899			
3/15/2022	0.0813	0.0415	0.0792	43	80	0.000002227	0.99947863			
3/14/2022	0.0813	0.0409	0.0750	43	80	0.000002228	0.99948466			
3/13/2022	0.0817	0.0404	0.0708	42	81	0.000002238	0.99952077			
3/12/2022	0.0817	0.0398	0.0665	43	81	0.000002238	0.99952313			
3/11/2022	0.0817	0.0392	0.0623	43	81	0.000002237	0.99952549			
3/10/2022	0.0729	0.0386	0.0580	41	79	0.000001997	0.99952609			
3/9/2022	0.0739	0.0381	0.0551	42	81	0.000002025	0.99952968			
3/8/2022	0.0517	0.0375	0.0516	36	71	0.000001416	0.99956544			
3/7/2022	0.0519	0.0373	0.0518	37	71	0.000001422	0.99957054			
3/6/2022	0.0520	0.0371	0.0505	37	72	0.000001425	0.99957883			
3/5/2022	0.0520	0.0369	0.0494	37	72	0.000001425	0.99958027			
3/4/2022	0.0519	0.0366	0.0483	38	72	0.000001422	0.99958170			
3/3/2022	0.0522	0.0364	0.0473	38	73	0.000001429	0.99956550			
3/2/2022	0.0493	0.0361	0.0461	38	69	0.000001352	0.99957794			
3/1/2022	0.0531	0.0359	0.0454	39	69	0.000001454	0.99964358			

Texas Class Prime Rates for March 2022										
Date	Daily Rate (%)	YTD Yield (%)	7-Day Yield (%)	WAM Days to Reset	WAM Days to Final	Daily Dividend	Net Asset Value (NAV)			
3/31/2022	0.4862	0.1699	0.4122	49	85	0.00001332	0.99945785			
3/30/2022	0.4118	0.1663	0.3979	50	86	0.00001128	0.99944203			
3/29/2022	0.4080	0.1635	0.3925	51	84	0.00001118	0.99942313			
3/28/2022	0.4073	0.1607	0.3868	52	84	0.00001116	0.99939234			
3/27/2022	0.3906	0.1579	0.3809	51	84	0.00001070	0.99939234			
3/26/2022	0.3906	0.1551	0.3718	51	85	0.00001070	0.99939240			
3/25/2022	0.3906	0.1523	0.3626	52	86	0.00001070	0.99934107			
3/24/2022	0.3864	0.1494	0.3535	51	86	0.00001059	0.99932569			
3/23/2022	0.3737	0.1466	0.3368	50	84	0.00001024	0.99931566			
3/22/2022	0.3662	0.1437	0.3180	51	84	0.00001010	0.99930344			
3/21/2022	0.3662	0.1409	0.2982	51	85	0.00001003	0.99932998			
3/20/2022	0.3265	0.1381	0.2788	51	84	0.00000895	0.99928997			
3/19/2022	0.3265	0.1357	0.2651	51	85	0.00000895	0.99928984			
3/18/2022	0.3265	0.1332	0.2515	52	86	0.00000895	0.99929572			
3/17/2022	0.2698	0.1306	0.2378	50	84	0.00000799	0.99929535			
3/16/2022	0.2420	0.1288	0.2315	49	84	0.00000663	0.99929156			
3/15/2022	0.2299	0.1273	0.2275	48	83	0.00000630	0.99936616			
3/14/2022	0.2301	0.1259	0.2242	48	84	0.00000650	0.99939847			
3/13/2022	0.2310	0.1244	0.2168	47	84	0.00000633	0.99934992			
3/12/2022	0.2310	0.1229	0.2084	48	85	0.00000633	0.99935632			
3/11/2022	0.2310	0.1214	0.2020	48	86	0.00000633	0.99936322			
3/10/2022	0.2253	0.1198	0.1946	48	85	0.00000617	0.99939172			
3/9/2022	0.2140	0.1182	0.1882	48	85	0.00000586	0.99946038			
3/8/2022	0.2070	0.1168	0.1791	47	85	0.00000567	0.99954771			
3/7/2022	0.1779	0.1154	0.1694	42	81	0.00000487	0.99955020			
3/6/2022	0.1769	0.1145	0.1642	43	81	0.00000491	0.99977047			
3/5/2022	0.1793	0.1135	0.1587	43	82	0.00000491	0.99977047			
3/4/2022	0.1793	0.1124	0.1533	44	83	0.00000491	0.99977574			
3/3/2022	0.1809	0.1113	0.1478	44	84	0.00000496	0.99977423			
3/2/2022	0.1502	0.1102	0.1420	42	81	0.00000411	0.99978157			
3/1/2022	0.1390	0.1095	0.1393	37	77	0.00000381	0.99978144			