



**CERTIFIED COPY
BRAZORIA COUNTY COMMISSIONERS' COURT**

ORDER NO. 7.Q.1

**RE: TREASURER'S MONTHLY REPORT AND
INVESTMENT REPORT FOR MAY 2022**

Approve the Treasurer's Monthly Report and Monthly Investment Report for May 2022. This order and affidavit must be filed with the County Clerk. It is further requested a certified copy of this order be returned to the County Treasurer. This report will be published on the County website.

RESULT:	PASSED [UNANIMOUS]
MOVER:	Stacy L. Adams, Commissioner
SECONDER:	Ryan Cade, Commissioner
AYES:	Judge Sebesta, Commissioner Payne, Commissioner Cade, Commissioner Adams, Commissioner Linder

STATE OF TEXAS §

COUNTY OF BRAZORIA §

I, **Joyce Hudman, Clerk County Court and Ex-Officio Clerk of the Commissioners' Court of Brazoria County, Texas**, do hereby certify that the foregoing is a true and correct copy of that certain:

ORDER NO. 7.Q.1

**RE: TREASURER'S MONTHLY REPORT AND
INVESTMENT REPORT FOR MAY 2022**

as passed by the Commissioners' Court on the 26th day of JULY, A.D., 2022, Special Meeting Term of Commissioners' Court and as the same appear(s) in the Commissioners' Court Records of Brazoria County, Texas.

**GIVEN UNDER MY HAND AND SEAL OF OFFICE, this the 27th DAY OF
JULY, A. D., 2022.**

JOYCE HUDMAN, Clerk County Court
and Ex-Officio Member of the Commissioners'
Court of Brazoria County, Texas

By: *C. Cromeans*
C. Cromeans, Deputy



CATHY CAMPBELL, CCT, CIO
BRAZORIA COUNTY TREASURER

111 E. Locust, Room 305 Angleton, Texas 77515-4654
979-864-1353 FAX 979-864-1680

Attached is the Monthly Treasurer's Report submitted by Cathy Campbell, Brazoria County Treasurer for the month of **May 2022**. This report is submitted in compliance with the Local Government Code Chapter 114, Chapter 2256 and Chapter 2257. This report contains:

Commissioners' Court Affidavit: 114.026 (d)
Monies received and disbursed: 114.026 (a) (1)
Pledged Securities Management Report: 2257.021
Debts due to* and owed by the county: 114.026 (a) (2)
All other proceedings in the Treasurer's office: 114.026 (a) (3)
Brazoria County general ledger fund activity: 114.026 (c)

Brazoria County Investment Portfolio for **MAY 2022**: 2256.023

Note: debts due to the County are reported to the Court by the collecting offices: 114.044.

"I CERTIFY THAT TO THE BEST OF MY KNOWLEDGE THE ATTACHED REPORTS ARE TRUE AND CORRECT."

Cathy Campbell, CCT, CIO
Brazoria County Treasurer

MINUTES OF COUNTY FINANCES
TREASURER'S MONTHLY REPORT
AFFIDAVIT
COMMISSIONERS' COURT JULY 26, 2022

BEFORE ME, the undersigned authority, a Notary Public in and for Brazoria County, Texas, on this day personally appeared the Members of Brazoria County Commissioners' Court and who after being duly sworn upon their oaths do hereby state as follows:

The requirements of Subsection (c) of the Texas Local Government Code §114.026 have been met and that we have reviewed and examined the Monthly Report of: **CATHY CAMPBELL**, Treasurer of Brazoria County, Texas for **MAY 2022**.

Further, having taken reasonable steps to ensure its accuracy as presented, approve the report and enter this order into the minutes which state total cash and other assets in the custody of the County Treasurer at the time of the examination to be \$309,543,255.42.

The Treasurer's report and this affidavit will be published on the Brazoria County website.

L. M. "Matt" Sebesta, Jr
County Judge

Donald W. "Dude" Payne
Commissioner Precinct 1


Ryan Cade
Commissioner Precinct 2

Stacy L. Adams
Commissioner Precinct 3

David R. Linder
Commissioner Precinct 4

SUBSCRIBED AND SWORN TO BEFORE ME THIS 26TH DAY OF JULY 2022.

Notary Public in and for Brazoria County, Texas
My Commission Expires: April 12, 2025



BRAZORIA COUNTY Bank Account Activity and Interest Report for MAY 2022

Account	Ending Bank Balance 04/30/2022	Deposits and Other Credits Received	Checks and Other Debits Disbursed	Ending Bank Balance 05/31/2022	MONTHLY Interest Earned	Interest Rate 05/01/22
FIRST NATIONAL BANK OF LAKE JACKSON						
Payroll	1,528,407.41	10,130,669.45	(10,141,550.86)	1,517,526.00	1,082.06	0.75
Operating	9,214,591.82	28,431,066.43	(23,932,870.81)	13,712,787.44	9,585.07	0.75
Jury Fund	282,280.00	30.00	(31,570.00)	250,740.00	166.89	0.75
County Clerk Trust Fund	3,256,345.58	615,857.96	(395,665.09)	3,476,538.45	2,066.65	0.75
District Clerk Trust Fund	2,468,932.96	68,431.71	(370,621.43)	2,166,743.24	1,499.68	0.75
Sheriff Barber Shop Education Training Program *	81,013.75	160.50	(2,076.82)	79,097.43	52.04	0.75
Comptroller Direct Deposit	3,169,993.16	1,816,306.95	(955,612.44)	4,030,687.67	2,221.97	0.75
Sheriff's Dept Narcotic Unit-Operations	3,779.04	10,000.00	(4,960.00)	8,819.04	3.55	0.75
Comm. Super & Corrections Dept. Restitution Acct	107,164.45	110,730.26	(21,002.49)	196,892.22	100.11	0.75
District Atty Check Collection Account	33,263.62	3,199.44	(10,826.76)	25,636.30	17.21	0.75
Employee Benefit Trust Fund *	2,729,714.35	1,718,283.71	(1,835,767.57)	2,612,230.49	1,551.25	0.75
Investment Acct	0.00	7,000.00	(7,000.00)	0.00	0.14	0.75
Credit Card Account	1,041,006.34	598,644.30	(711,408.68)	928,241.95	603.97	0.75
E-Filing / E-Recording	907,012.40	368,553.25	(443,537.85)	832,027.80	488.89	0.75
Parks Credit Card	81,207.90	60,254.86		141,462.76	68.06	0.75
Juvenile Restitution Account	6,127.11	930.50	(1,593.00)	5,464.61	3.46	0.75
TouchPay Credit Card	189,081.27	99,310.70		288,391.97	150.69	0.75
Brazoria County Receivables			0.00	0.00	0.00	0.75
Tax Assessor/Collector GOVPAY Acct	1,002,158.31	1,171,657.60	(1,178,497.51)	995,318.40	431.17	0.75
Tax Assessor/Collector Veh Inventory Prop Tax	898,004.95	222,347.33	(1,851.01)	1,118,501.27	626.79	0.75
Tax Assessor/Collector Boat Sales Tax *	5,376.62	100,433.07	(96,844.72)	8,964.97	3.91	0.75
Tax Assessor/Collector Motor Vehicle Acct	1,752,234.12	7,794,847.10	(7,306,801.79)	2,240,279.43	1,115.92	0.75
Tax Assessor/Collector Boat Collections	85,114.44	112,928.96	(110,802.59)	87,240.81	28.82	0.75
Tax Assessor/Collector Sales Tax Account *	1,506,611.27	4,707,961.59	(4,970,816.45)	1,243,756.41	708.17	0.75
Tax Assessor/Collector Tax Account	3,458,320.35	23,585,263.60	(23,309,293.26)	3,734,290.69	3,484.54	0.75
First National Bank of Lake Jackson Totals	33,807,741.21	81,734,869.27	(75,840,971.13)	39,701,639.35	26,061.01	
TOTAL Interest Earning Accounts EOM Balance				39,701,639.35	26,061.01	
Non-Int bearing Accts: Sheriff, County and District Clerks Cash Bonds; TCDBG-IKE; Inmate Trusts; TCEQ ; Bail Bond Sec; HMGF				3,003,794.49		
				42,705,433.84		

This report is presented in accordance with The Texas Government Code Title 4 Sec. 114.026 (a)(1) and I certify that to the best of my knowledge the above is the true and correct cash balance remaining in the Treasurer's custody.

Cathy Campbell

Cathy Campbell, CCF, CIO
Brazoria County Treasurer



CATHY CAMPBELL, CCT, CIO

BRAZORIA COUNTY TREASURER

111 E. Locust, Room 305 Angleton, Texas 77515-4654
979-864-1353 FAX 979-864-1680

Attached is a copy of the management report for the securities that were pledged to
Brazoria County by First National Bank of Lake Jackson for the month of:
MAY 2022.

"I CERTIFY THAT TO THE BEST OF MY KNOWLEDGE THE ATTACHED
REPORT IS TRUE AND CORRECT."

A handwritten signature in blue ink that reads "Cathy Campbell".

Cathy Campbell, CCT, CIO
Brazoria County Treasurer

Reportfolio

First National Bank of Lake Jackson, Lake Jackson, T
 Published: 5/31/2022 12:26:39 PM

Management Report
 Pledged To: BRAZORIA COUNTY

Date: 31-May-22
 Page: 19

Section V-C

Location	Code	Cusip Trans#	Description Maturity	Prerefund	Pool Coupon	Moody StdPoor	Original Face Pledged Percent	Original Face Value	Pledged Par Value	Pledged Book Value	Pledged Market Value
FHLB	3137H26Q2	625853202108301	FHR 5144 PB 9/25/2051		1.250		\$2,500,000.00 100.00%	\$2,500,000.00	\$2,383,624.33	\$2,383,624.33	\$2,112,904.20
FEDERAL HOME LOAN BANK AFS											
FHLB	3136BJT47	637211202110281	FNR 2021-75 PB 11/25/2051		1.500		\$2,000,000.00 100.00%	\$2,000,000.00	\$1,938,013.06	\$1,936,498.99	\$1,749,799.05
FEDERAL HOME LOAN BANK AFS											
44 CMOs - Fixed Rate											
Total Pledged								\$112,230,000.00	\$51,459,625.20	\$51,943,470.45	\$46,944,108.36
								\$360,695,624.00	\$81,738,517.67	\$82,594,745.55	\$74,872,550.07

\$0.00 Munis with Maturity Under 2 Years
 \$0.00 Munis with Maturity Over 2 Years

\$44,467.86 Other securities with Stated Maturity Under 2 Years
 \$81,694,049.81 Other securities with Stated Maturity Over 2 Years

** If no data is shown, then there are no pledges for the current period.



Brazoria County Bond Payments - May 2022

	<u>INTEREST</u>	<u>PRINCIPAL</u>	<u>BAB SUBSIDY</u>	<u>TOTAL</u>
Series 2016 - Unlimited Tax Refunding Bonds	0.00	0.00		0.00
Series 2016 - Limited Tax Refunding Bonds	0.00	0.00		0.00
Series 2018 -Certificates of Obligation	0.00	0.00		0.00
Series 2018 - Unlimited Tax Refunding Bonds	0.00	0.00		0.00
Series 2020 - Unlimited Tax Refunding (2010B BAB) Bonds	0.00	0.00		0.00
Series 2021 - Certificates of Obligation	0.00	0.00		0.00
Series 2021 - Unlimited Tax Refunding Bonds	0.00	0.00		0.00
Series 2021 - Limited Tax Refunding Bonds	0.00	0.00		0.00
TOTAL PAYMENTS	0.00	0.00	0.00	0.00

The following pages show the remaining bond payments to be made by Brazoria County.

This report is presented in accordance with The Texas Government Code Title 4 Sec. 114.026 (a)(2)


Cathy Campbell, CCT, CIO
Brazoria County Treasurer

BRAZORIA COUNTY, TEXAS
Series 2016 - Limited Tax Refunding Bonds
Remaining Payment Schedule

FISCAL YEAR	INTEREST 1-Mar	PRINCIPAL 1-Mar	INTEREST 1-Sep	TOTAL PAYMENT
2022	85,750.00	945,000.00	85,750.00	85,750.00
2023	66,850.00	980,000.00	66,850.00	1,097,600.00
2024	47,250.00	1,025,000.00	47,250.00	1,094,100.00
2025	26,750.00	1,070,000.00	26,750.00	1,099,000.00
2026				1,096,750.00
	226,600.00	4,020,000.00	226,600.00	4,473,200.00

Debt History:
 Date of Receipt 28-Jan-16
 Amount of Issue \$8,125,000.00
 True Int cost 2.207%

Paying Agent:
 U.S. Bank
 ABA routing # 091000022
 St. Paul, MN 55486-2639

Refunding Series 2006 Certificate of Obligation

BRAZORIA COUNTY, TEXAS
Series 2016 - Unlimited Tax Refunding Bonds
Remaining Payment Schedule

FISCAL YEAR	INTEREST 1-Mar	PRINCIPAL 1-Mar	INTEREST 1-Sep	TOTAL PAYMENT
2022	108,325.00	900,000.00	108,325.00	108,325.00
2023	90,325.00	935,000.00	90,325.00	1,098,650.00
2024	71,625.00	975,000.00	71,625.00	1,096,950.00
2025	52,125.00	1,015,000.00	52,125.00	1,098,750.00
2026	26,750.00	1,070,000.00	26,750.00	1,093,875.00
2027			0.00	1,096,750.00
	349,150.00	4,895,000.00	349,150.00	5,593,300.00

Debt History:
 Date of Receipt 28-Jan-16
 Amount of Issue \$8,425,000.00
 True Int cost 2.376%

Paying Agent:
 U.S. Bank
 ABA routing # 091000022
 St. Paul, MN 55486-2639

Refunding Series 2006 Unlimited Tax Road Bonds

BRAZORIA COUNTY
Certificates of Obligation
Series 2018
Payment Schedule

FISCAL YEAR	INTEREST 1-Mar	PRINCIPAL 1-Mar	INTEREST 1-Sep	TOTAL PAYMENT
2022			170,700.00	170,700.00
2023	170,700.00	320,000.00	162,700.00	653,400.00
2024	162,700.00	335,000.00	154,325.00	652,025.00
2025	154,325.00	355,000.00	145,450.00	654,775.00
2026	145,450.00	370,000.00	136,200.00	651,650.00
2027	136,200.00	390,000.00	126,450.00	652,650.00
2028	126,450.00	410,000.00	116,200.00	652,650.00
2029	116,200.00	430,000.00	105,450.00	651,650.00
2030	105,450.00	455,000.00	94,075.00	654,525.00
2031	94,075.00	475,000.00	82,200.00	651,275.00
2032	82,200.00	500,000.00	69,700.00	651,900.00
2033	69,700.00	525,000.00	59,200.00	653,900.00
2034	59,200.00	545,000.00	48,300.00	652,500.00
2035	48,300.00	570,000.00	36,900.00	655,200.00
2036	36,900.00	590,000.00	25,100.00	652,000.00
2037	25,100.00	615,000.00	12,800.00	652,900.00
2038	12,800.00	640,000.00	0.00	652,800.00
	1,545,750.00	7,525,000.00	1,545,750.00	10,616,500.00

Debt History:
Date of Receipt August 23, 2018
Amount of Issue \$8,120,000.00
Last Maturity March 01, 2038
True Interest Cost 3.496221%

Paying Agent:
U.S. Bank
ABA routing # 091000022
St. Paul, MN 55486-2639

P:\Treas\Debt Service Bonds\2018 Cert of Obligation Debt Service Payment Schedule.xls
Prepared by Cathy Campbell, CCT, CIO Brazoria County Treasurer

BRAZORIA COUNTY
Unlimited Tax Refunding Bonds
Series 2018
Payment Schedule

FISCAL YEAR	INTEREST 1-Mar	PRINCIPAL 1-Mar	INTEREST 1-Sep	TOTAL PAYMENT
2022			72,750.00	72,750.00
2023	72,750.00	425,000.00	62,125.00	559,875.00
2024	62,125.00	445,000.00	51,000.00	558,125.00
2025	51,000.00	475,000.00	39,125.00	565,125.00
2026	39,125.00	495,000.00	26,750.00	560,875.00
2027	26,750.00	520,000.00	13,750.00	560,500.00
2028	13,750.00	550,000.00		563,750.00
	265,500.00	2,910,000.00	265,500.00	3,441,000.00

Refunded Series 2008 Unlimited Tax Road Bonds

Debt History:
Date of Receipt August 23, 2018
Amount of Issue \$4,415,000.00
Last Maturity March 01, 2028
True Interest Cost 2.647974%

Paying Agent:
U.S. Bank
ABA routing # 091000022
St. Paul, MN 55486-2639

P:\Treas\Debt Service Bonds\Unlimited Tax Refunding Bonds, Series 2018 Debt Service Payment Schedule.xls
Prepared by Cathy Campbell, CCT, CIO Brazoria County Treasurer

BRAZORIA COUNTY
 Unlimited Tax Road Refunding Bonds
 Series 2020
 Payment Schedule

FISCAL YEAR	INTEREST 1-Mar	PRINCIPAL 1-Mar	INTEREST 1-Sep	TOTAL PAYMENT
2022			205,750.00	205,750.00
2023	205,750.00	860,000.00	184,250.00	1,250,000.00
2024	184,250.00	910,000.00	161,500.00	1,255,750.00
2025	161,500.00	950,000.00	137,750.00	1,249,250.00
2026	137,750.00	995,000.00	112,875.00	1,245,625.00
2027	112,875.00	1,050,000.00	86,625.00	1,249,500.00
2028	86,625.00	1,100,000.00	59,125.00	1,245,750.00
2029	59,125.00	1,155,000.00	30,250.00	1,244,375.00
2030	30,250.00	1,210,000.00		1,240,250.00
	978,125.00	8,230,000.00	978,125.00	10,186,250.00

Debt History:
 Date of Receipt January 23, 2020
 Amount of Issue \$9,840,000.00
 Last Maturity March 01, 2030
 True Interest Cost 1.720776%

Paying Agent:
 U.S. Bank
 ABA routing # 091000022
 St. Paul, MN 55486-2639

Refunded: 2010B Unlimited Tax Rd Bonds, (Build America Bonds)

BRAZORIA COUNTY
 Certificates of Obligation
 Series 2021
 Payment Schedule

FISCAL YEAR	INTEREST 1-Mar	PRINCIPAL 1-Mar	INTEREST 1-Sep	TOTAL PAYMENT
2022			1,694,450.00	1,694,450.00
2023	1,694,450.00	225,000.00	1,688,825.00	3,608,275.00
2024	1,688,825.00	360,000.00	1,679,825.00	3,728,650.00
2025	1,679,825.00	915,000.00	1,656,950.00	4,251,775.00
2026	1,656,950.00	2,010,000.00	1,606,700.00	5,273,650.00
2027	1,606,700.00	2,740,000.00	1,538,200.00	5,884,900.00
2028	1,538,200.00	2,880,000.00	1,466,200.00	5,884,400.00
2029	1,466,200.00	3,025,000.00	1,390,575.00	5,881,775.00
2030	1,390,575.00	3,180,000.00	1,311,075.00	5,881,650.00
2031	1,311,075.00	3,325,000.00	1,244,575.00	5,880,650.00
2032	1,244,575.00	3,465,000.00	1,175,275.00	5,884,850.00
2033	1,175,275.00	3,605,000.00	1,103,175.00	5,883,450.00
2034	1,103,175.00	3,750,000.00	1,028,175.00	5,881,350.00
2035	1,028,175.00	3,905,000.00	950,075.00	5,883,250.00
2036	950,075.00	4,065,000.00	868,775.00	5,883,850.00
2037	868,775.00	4,210,000.00	805,625.00	5,884,400.00
2038	805,625.00	4,335,000.00	740,600.00	5,881,225.00
2039	740,600.00	4,470,000.00	673,550.00	5,884,150.00
2040	673,550.00	4,605,000.00	604,475.00	5,883,025.00
2041	604,475.00	4,745,000.00	533,300.00	5,882,775.00
2042	533,300.00	4,915,000.00	465,000.00	5,883,300.00
2043	465,000.00	5,115,000.00	392,700.00	5,882,700.00
2044	392,700.00	5,325,000.00	226,200.00	5,883,900.00
2045	226,200.00	5,540,000.00	115,400.00	5,881,600.00
2046	115,400.00	5,770,000.00	0.00	5,885,400.00
	24,869,700.00	86,480,000.00	24,869,700.00	136,219,400.00

Debt History:
 Date of Receipt November 03, 2021
 Par Amount \$86,895,000.00
 Premium on Bonds \$12,605,000.00
 Total Proceeds \$99,500,000.00
 Last Maturity March 01, 2046
 True Interest Cost 2.576943%

Paying Agent:
 U.S. Bank
 ABA routing # 091000022
 St. Paul, MN 55486-2639

BRAZORIA COUNTY
Limited Tax Refunding Bonds
Series 2021
Payment Schedule

FISCAL YEAR	INTEREST 1-Mar	PRINCIPAL 1-Mar	INTEREST 1-Sep	TOTAL PAYMENT
2022	385,600.00		385,600.00	385,600.00
2023	354,350.00	1,250,000.00	354,350.00	1,989,950.00
2024	321,475.00	1,315,000.00	321,475.00	1,990,825.00
2025	286,975.00	1,380,000.00	286,975.00	1,988,450.00
2026	250,725.00	1,450,000.00	250,725.00	1,987,700.00
2027	212,475.00	1,530,000.00	212,475.00	1,993,200.00
2028	172,225.00	1,610,000.00	172,225.00	1,994,700.00
2029	130,100.00	1,685,000.00	130,100.00	1,987,325.00
2030	85,725.00	1,775,000.00	85,725.00	1,990,825.00
2031	39,100.00	1,865,000.00	39,100.00	1,989,825.00
2032		1,955,000.00		1,994,100.00
	2,238,750.00	15,815,000.00	2,238,750.00	20,292,500.00

Debt History:
 Date of Receipt December 16, 2021
 Par Amount \$15,815,000.00
 Last Maturity March 01, 2032
 True Interest Cost 1.360143%

Paying Agent:
 U.S. Bank
 ABA routing # 081000022
 St. Paul, MN 55486-2639

Refunded Series 2012 Certificates of Obligation

P:\Treas\Debt Service Bonds\ Debt Series 2021 Limited Tax Refunding Debt Service Payment Schedule.xls

BRAZORIA COUNTY
Unlimited Tax Refunding Bonds
Series 2021
Payment Schedule

FISCAL YEAR	INTEREST 1-Mar	PRINCIPAL 1-Mar	INTEREST 1-Sep	TOTAL PAYMENT
2022	91,100.00		91,100.00	91,100.00
2023	83,500.00	380,000.00	83,500.00	554,600.00
2024	75,700.00	390,000.00	75,700.00	549,200.00
2025	67,500.00	410,000.00	67,500.00	553,200.00
2026	59,000.00	425,000.00	59,000.00	551,500.00
2027	50,100.00	445,000.00	50,100.00	554,100.00
2028	40,900.00	460,000.00	40,900.00	551,000.00
2029	31,200.00	485,000.00	31,200.00	557,100.00
2030	21,200.00	500,000.00	21,200.00	552,400.00
2031	10,800.00	520,000.00	10,800.00	552,000.00
2032		540,000.00		550,800.00
	531,000.00	4,555,000.00	531,000.00	5,617,000.00

Debt History:
 Date of Receipt December 16, 2021
 Par Amount \$4,555,000.00
 Last Maturity March 01, 2032
 True Interest Cost 1.339921%

Paying Agent:
 U.S. Bank
 ABA routing # 091000022
 St. Paul, MN 55486-2639

Refunded Series 2012 Unlimited Tax Road Bonds

P:\Treas\Debt Service Bonds\ Debt Series 2021 Unlimited Tax Refunding Debt Service Payment Schedule.xls



CATHY CAMPBELL, CCT, CIO
BRAZORIA COUNTY TREASURER

Brazoria County Treasurer's Office Proceedings for May 2022

Activity	Count	Amount
Cash receipts issued:	35	\$ 773,994.08
Treasurer Deposits processed:	51	\$ 880,462.60
Healthcare Invoices processed:	14	\$ 1,755,891.44
Retiree premium payments processed:	386	\$ 56,618.72
<65 Retiree Prepaid 401h reimbursements processed: (est.)	140	\$ 41,300.00
>65 Retiree Prepaid 401h reimbursements processed (est.):	256	\$ 48,575.00
Wire transfers executed:	68	\$ 10,256,203.59
Toll Road Wires executed:	8	\$ 2,325.78
EFT files processed:	13	\$ 5,226,545.59
Accounts Payable checks printed and distributed:	1600	\$ 8,761,600.39
Jury checks printed and distributed:	2044	\$ 29,640.00
BCCSCD checks printed and distributed:	116	\$ 25,050.14
Payroll checks printed and distributed:	195	\$ 183,529.09
Payroll advices printed and distributed (est.):	700	
Stop payments issued:	19	\$ 53,648.88
Positive Pay files processed:	10	
Brazo general ledger journal entries posted:	103	
Toll Road general ledger journal entries posted:	33	
HMGP processing HOURS (est)	3	
ERAP Emergency Rental Assistance Program processig HOURS	10	
Reports to State	3	
Bank Reconciliations	15	
EFT Set ups and/or changes	5	

Submitted for compliance with Local Government Code Sec. 114.026 subsection (a)(3)

I certify to the best of my knowledge the above information is true and correct.

Cathy Campbell, CCT,CIO
Brazoria County Treasurer



Brazoria County General Ledger Fund Balance Activity
May 1, 2022 - May 31, 2022

998 Included

General Ledger Fund balances are of the last day of the month and may not include all journal entries and adjustments for that month.
 Bank accounts have been reconciled or, are in the process of being reconciled to general ledger since this report was generated.
 Submitted for compliance with Local Government Code Sec. 114.026 subsection (c)

Fund	Cash				Investments			
	Opening GL Balance	GL Debit	GL Credit	GL Ending Balance	Opening GL Balance	GL Debit	GL Credit	GL Ending Balance
10000 - General Fund	\$2,822,625.76	\$65,495,429.62	-\$58,604,066.78	\$9,713,988.60	\$117,303,562.45	\$3,580,267.74	-\$15,000,000.00	\$105,883,830.19
10100 - General Fund - Construction	\$0.00	\$1,745.85	-\$1,745.85	\$0.00				
10200 - Juv Prob Fees	\$41,021.14	\$2,467.57	-\$3,232.82	\$40,255.89				
10300 - Unclaimed Juvenile Restitution	\$11,208.00	\$0.00	\$0.00	\$11,208.00				
10350 - Sheriff Special Response Team	\$48,522.40	\$1,029.58	\$0.00	\$49,551.98				
10400 - Env Health-Retail Food Permits	-\$40,701.19	\$29,633.34	-\$32,949.38	-\$44,017.23				
10500 - District Clerk Contingency	\$464,500.72	\$421.22	-\$31.84	\$464,890.10	\$268,153.05	\$141.84	\$0.00	\$268,294.89
10600 - Fire Training Field	\$14,005.19	\$8.25	-\$200.91	\$13,812.53				
10700 - Parks Special Events	\$16,341.58	\$729.97	-\$379.99	\$16,691.56				
10710 - Parks SFA Special Projects	\$7,608.87	\$379.84	-\$278.24	\$7,710.47				
10850 - CPS-Donations	\$20,259.71	\$812.58	\$0.00	\$21,072.29				
10900 - CPS-Bikes & Bears								
20000 - Road and Bridge Non-Construct	\$975,823.83	\$4,785,727.78	-\$3,825,162.84	\$1,936,388.77	\$27,304,706.67	\$16,016.92	-\$3,000,000.00	\$24,320,723.59
20500 - Road and Bridge Construction	\$9,002.24	\$754,889.54	-\$761,779.76	\$2,112.02				
30000 - USDA-WIC								
30100 - HHSC Women Infants & Children	-\$281,538.19	\$282,694.75	-\$282,053.42	-\$280,896.86				
30200 - USDA-WIC Peer Counseling								
30300 - USDA-WIC Registered Diet								
30400 - USDA-WIC Lactation Reimb.								
30502 - HHS-PPCPS-CRI	-\$2,648.24	\$6.22	-\$88.25	-\$2,730.27				
30600 - HHS-RLSS-LPHS	-\$5,621.48	\$3,502.40	-\$6,176.42	-\$8,295.50				
30701 - HHS-CPS/HCID-PHEP								
30702 - HHS-CPS/UNIQUE								
30705 - HHS-PPCPS-HAZARDS	-\$9,349.13	\$9,026.19	-\$19,250.33	-\$19,573.27				
30706 - 2017 Hur Public Hlth Crisis R								
30707 - COVID-19 Health Grant	-\$23,548.58	\$4,285.06	-\$8,545.61	-\$27,809.13				
30708 - COVID19-2 Health Grant	-\$17,848.99	\$10,979.63	-\$22,007.07	-\$28,876.43				
30709 - COVID-19 Vaccination Capacity	-\$111,879.74	\$0.00	-\$13,010.55	-\$124,890.29				
30710 - HHS-INFECTIOUS_DIS_CONTRL_UNIT	-\$9,702.57	\$0.00	-\$81.89	-\$9,784.46				
30711 - COVID Health Disparities	-\$24,149.54	\$12,228.61	-\$24,692.61	-\$36,613.54				
30712 - COVID-PH Workforce Capacity	-\$38,628.73	\$0.00	-\$16,107.59	-\$54,736.32				
30800 - HHS-CPS-Title IV-E-FCM	-\$69,515.54	\$5,504.35	-\$17,498.11	-\$81,509.30				
30850 - HHS-CPS-Title IV-E Legal Svcs	-\$695,550.82	\$26,853.69	-\$103,162.83	-\$771,859.96				
30900 - HHS-TJPC-Title IV-E FosterCare								
31100 - DHS-Repetitive Flood Claims								
31300 - DHS-Buffer Zone Protection	\$13,729.21	\$0.00	\$0.00	\$13,729.21				
31500 - DHS-St Homeland Sec-UASI	-\$438.66	\$0.00	-\$430.98	-\$869.64				
31501 - DHS-St-UASI-M&A	-\$872.46	\$132.20	-\$325.86	-\$1,066.12				
31600 - DHS-St Homeland Security	\$500.00	\$0.00	\$0.00	\$500.00				
32000 - HUD-FY20-Section 8 CARES	\$162,834.11	\$97.27	\$0.00	\$162,931.38				
32005 - HUD-FY05-Section 8 Housing-ADM								
32006 - HUD-FY06-Section 8 Housing-ADM	\$104,897.21	\$62.66	\$0.00	\$104,959.87				
32007 - HUD-FY07-Section 8 Housing-ADM								
32008 - HUD-FY08-Section 8 Housing-ADM	\$39,583.56	\$23.65	\$0.00	\$39,607.21				
32009 - HUD-FY09-Section 8 Housing-ADM	\$86,812.64	\$51.86	\$0.00	\$86,864.50				
32010 - HUD-FY10-Section 8 Housing-ADM	\$125,786.84	\$75.14	\$0.00	\$125,861.98				
32011 - HUD-FY11-Section 8 Housing-ADM	\$94,273.09	\$56.31	\$0.00	\$94,329.40				
32012 - HUD-FY12-Section 8 Housing-ADM	\$37,402.79	\$22.34	\$0.00	\$37,425.13				
32013 - Section8-Adm	\$491,948.48	\$293.86	\$0.00	\$492,242.34				
32019 - HUD-2019-Section 8 Housing-ADM	\$58.28	\$12.06	\$0.00	\$70.34				
32020 - HUD-2020-Section 8 Housing-ADM	\$1,429.91	\$0.85	\$0.00	\$1,430.76				
32021 - HUD-2021-Section 8 Housing-ADM	-\$21,450.52	\$269.99	-\$730.63	-\$21,911.16				
32022 - HUD-2022-Section 8 Housing-ADM	\$102,250.10	\$225,859.73	-\$193,288.08	\$134,821.75				
32051 - HUD-FY21-Section 8-EHV-ADM	\$67,878.76	\$1,918.23	-\$3,588.79	\$66,208.20				
32052 - HUD-FY22-Section 8-EHV-ADM	\$9,722.89	\$60,371.67	-\$30,443.00	\$39,651.56				
32113 - Section 8-HAP								
32119 - HUD-2019-Section 8 Housing-HAP	\$20,126.68	\$0.00	\$0.00	\$20,126.68				
32120 - HUD-2020-Section 8 Housing-HAP	-\$6,947.24	\$0.00	\$0.00	-\$6,947.24				
32121 - HUD-2021-Section 8 Housing-HAP	\$16,430.24	\$9.81	\$0.00	\$16,440.05				
32122 - HUD-2022-Section 8 Housing-HAP	\$7,455.09	\$698,536.12	-\$677,307.00	\$28,684.21				
32151 - HUD-FY21-Section 8-EHV-HAP	\$56,626.41	\$33.83	\$0.00	\$56,660.24				
32152 - HUD-FY22-Section 8-EHV-HAP	-\$68,740.28	\$81,146.00	-\$69,140.00	-\$56,734.28				
32211 - HUD-CDBG-2011								
32212 - HUD-CDBG-PY2012								
32213 - CDBG	-\$23,223.52	\$249,799.57	-\$235,761.84	-\$9,185.79				
32214 - HOME	-\$11,563.76	\$63,997.43	-\$30,602.73	\$21,830.94				
32215 - ESG	-\$5,421.16	\$536,499.19	-\$530,903.89	\$174.14				
32600 - HUD-Texas CDBG								
32610 - HUD-2016 Flood GLO	-\$36,284.67	\$2,690.79	-\$5,265.16	-\$38,859.04				
32620 - HUD-Harvey GLO	\$3,302.83	\$294.96	-\$681.91	\$2,915.88				
33200 - USDOJ-Crime Vict Assist-VOCA	-\$19,235.96	\$14,124.55	-\$24,742.10	-\$29,853.50				
33250 - USDOJ-CSCD-Victim Svcs Prg								

Fund	Cash				Investments			
	Opening GL Balance	GL Debit	GL Credit	GL Ending Balance	Opening GL Balance	GL Debit	GL Credit	GL Ending Balance
33251 - USDOJ-CSCD-VSP	-\$1,845.00	\$0.00	-\$922.50	-\$2,767.50				
33300 - USDOJ-Drug Court Program	-\$0.00	\$0.00	\$0.00	-\$0.00				
33310 - USDOJ-DWI Court Program	\$0.00	\$0.00	\$0.00	\$0.00				
33320 - USDOJ-Veterans Court Program								
33330 - USDOJ-Domestic Violence Court	-\$26,719.30	\$2,461.28	-\$20,637.86	-\$44,895.88				
33410 - USDOJ-CESF Grant								
33415 - OJP-Edward Byrne Mem JAG Grant	-\$1,846.00	\$1,846.00	\$0.00	\$0.00				
33420 - USDOJ-COVID-19 Mitigation								
33500 - USDOJ-DEA-Narcotics OT Exp	\$0.03	\$0.00	-\$2,160.45	-\$2,160.42				
33510 - USDOJ-Organized Crime Drug Enf								
33900 - USDOJ-SCAAP	\$153,363.67	\$91.61	\$0.00	\$153,455.28				
33901 - USDOJ-Bulletproof Vests	-\$1,763.36	\$0.00	\$0.00	-\$1,763.36				
34105 - TPW-HRCP-COL BOTTOMLAND PROJ	-\$146,870.49	\$11,820.17	-\$33,889.83	-\$168,940.15				
34106 - TPW-Resoft Park Trail Dvlpmnt	-\$150,642.65	\$0.00	\$0.00	-\$150,642.65				
34107 - TPW-Follets Island-Parking Lot								
34200 - DOI-Parks Boating Access								
34250 - DOI-Swan Lake Boat Ramp								
34400 - USDOT-CR 257 Repairs								
34600 - FEMA- Flood Disaster 2015								
34610 - FEMA - Flood Disaster 2016	\$40,339.70	\$0.00	\$0.00	\$40,339.70				
34615 - FEMA-Harvey 2017	\$763,618.29	\$0.00	-\$44,121.75	\$719,496.54				
34616 - FEMA-Hazard Mitigation Grant P	-\$2,253,595.14	\$596,233.56	-\$101,442.06	-\$1,758,803.64				
34619 - Fema - Flood Disaster 2019								
34620 - CARES-Coronavirus Relief Fund								
34621 - FEMA-Laura 2020	-\$923.75	\$0.00	\$0.00	-\$923.75				
34622 - FEMA-Beta 2020	-\$19.37	\$0.00	\$0.00	-\$19.37				
34623 - FEMA-DR4485TX COVID19 Pandemic	-\$286,493.35	\$10,363.20	-\$23,587.94	-\$299,718.09				
34624 - FEMA Winter Storm-inc pd 2.11	-\$36,444.88	\$0.00	\$0.00	-\$36,444.88				
34625 - FEMA-Nicholas 2021	-\$8,823.25	\$155.82	-\$276.47	-\$8,943.90				
34700 - IMLS-Library Mobile Proj Rnd 2								
34710 - FCC-E-Rate Library Program								
34715 - FCC-E-Rate Library Program	-\$258,160.16	\$0.00	-\$17,549.55	-\$275,709.71				
34716 - FCC-Library ECF Funding								
34820 - USDC-SLP Dune Walkover								
34850 - USTREAS-Restore Act Projects	-\$891,532.04	\$0.00	-\$208,509.19	-\$1,100,041.23				
34851 - Emergency Rental Assistance	\$123,809.90	\$1,004,689.26	-\$876,597.21	\$251,901.95	\$1,002,117.75	\$299.51	-\$1,000,000.00	\$2,417.26
34852 - Emergency Rental Assistance 2	\$1,579,249.92	\$0.00	\$0.00	\$1,579,249.92	\$2,001,188.67	\$1,058.54	\$0.00	\$2,002,247.21
34855 - American Rescue Plan-2021CLFRF	\$568,526.18	\$0.00	-\$581,375.77	-\$12,849.59	\$32,020,701.75	\$17,422.61	\$0.00	\$32,038,124.36
34856 - ARP-Emerg Food & Shelter Prg	\$0.00	\$0.00	-\$849.00	-\$849.00				
34860 - DOI-Parks - CIAP Grant								
34880 - TXDOT-SH288 Truck Weigh Statn								
34881 - TXDOT-CR58 PH II (CSJ304)	-\$529,882.36	\$288,065.00	-\$1,117.55	-\$242,934.91				
34882 - TXDOT-CR59 (CSJ 305)	-\$774,345.51	\$0.00	-\$1,544,227.89	-\$2,318,573.40				
34883 - TXDOT-CR101 Widening (CSJ303)	-\$3,673,091.81	\$0.00	\$0.00	-\$3,673,091.81				
34890 - USDA NRCS Oyster Creek Ditch10								
34912 - USDOT-1212ANGLE-Wildlife								
34913 - TXDOT 1312ANGLE-APRON								
34925 - TXDOT - CARES 20CRANGLE								
35000 - TJJ-D-State Aid	\$268,584.44	\$69,452.67	-\$165,707.79	\$172,329.32				
35650 - TJPC-JJAEP-Boot Camp-8/31	-\$394,783.22	\$65,237.88	-\$95,067.72	-\$424,613.06				
35660 - TJPD-JJAEP Discretionary	\$3,580.12	\$2.14	\$0.00	\$3,582.26				
35800 - TJPC-JJAEP-Boot Camp-7/31								
35900 - TJJ-D-Mental Health Services								
35950 - TJJ-D-RDA-RegDiversionAlt-"R"								
36120 - SOS-Voting machines reimb	\$2,482,882.00	\$0.00	\$0.00	\$2,482,882.00				
36150 - H-GAC-Tire Collection Grant								
36400 - TCEQ-Local Initiatives Prg								
36410 - Texas Veterans Treatment Ctr	-\$26,131.15	\$37,733.30	-\$30,027.00	-\$18,424.85				
36601 - GLO-HRCP-COL BOTTOMLANDS EDUC								
36602 - GLO-CEPRA-SLP	\$15,036.50	\$0.00	\$0.00	\$15,036.50				
36605 - GLO-Beach User Fees	-\$264,937.81	\$40,679.31	-\$84,885.61	-\$309,144.11				
36801 - TXDOT-CR 48 PROJECT								
36802 - TXDOT-CTIF(Cty Trans Infr Fnd)	-\$100,907.79	\$0.00	\$0.00	-\$100,907.79				
37000 - OAG-VAG Grant	-\$12,144.20	\$15,983.07	-\$15,533.43	-\$11,694.56				
37100 - OAG-TEXAS VINE CONTR	-\$7,535.92	\$0.00	\$0.00	-\$7,535.92				
37200 - DFPS-CPS-Title IV-B-Concr Svc								
37300 - TDHCA-Amy Young Barrier Remova								
37400 - TDH-Immurization	-\$59,056.72	\$17,184.57	-\$34,422.14	-\$76,294.29				
37710 - OAG-Opioid Settlement								
37800 - OAG-Regional Juv Mental Hlth S	-\$600.00	\$0.00	-\$1,200.00	-\$1,800.00				
37913 - TXDOT-M312ANGLE-FY13RAMP								
37914 - TXDOT-M212ANGLE-FY14RAMP								
37916 - TXDOT-M1612ANGL-FY16RAMP								
37917 - TXDOT-FY17RAMP								
37920 - TXDOT-FY20RAMP								
37921 - TXDOT-FY21RAMP								
37922 - TXDOT-FY22RAMP	-\$20,224.26	\$0.00	-\$40,096.18	-\$60,320.44				
37950 - TXDOT-Airport Layout-19MPANGLE								
38000 - Fire Code Inspection & Permit	-\$407,863.90	\$58,409.45	-\$95,163.31	-\$444,617.76				
38010 - Economic Development Tax Abate	\$187.81	\$0.11	\$0.00	\$187.92				
38020 - BC Industrial Development Corp	\$2,508.83	\$0.00	\$0.00	\$2,508.83				
38100 - Vital Statistics Fee	\$79,996.93	\$2,343.44	-\$1,046.05	\$81,294.32				
38110 - CC Records Mgmt-Recording	\$2,048,272.24	\$143,671.12	-\$153,716.41	\$2,038,226.95	\$960,835.59	\$508.21	\$0.00	\$961,343.80
38120 - CC Records Archive	\$1,552,477.73	\$147,264.42	-\$89,775.60	\$1,609,966.55				
38130 - CC Records Mgmt-Criminal	\$68,690.22	\$2,899.55	\$0.00	\$71,589.77				

Fund	Cash				Investments			
	Opening GL Balance	GL Debit	GL Credit	GL Ending Balance	Opening GL Balance	GL Debit	GL Credit	GL Ending Balance
38200 - CC Records Mgmt-Civ,Crim,Prob	\$218,682.19	\$237.95	-\$630.97	\$218,289.17	\$317,031.77	\$167.69	\$0.00	\$317,199.46
38210 - County Graffiti Eradication	\$2,755.88	\$1.65	\$0.00	\$2,757.53				
38220 - CC-DC Technology	\$111,499.37	\$787.92	\$0.00	\$112,287.29				
38230 - CC Records Preservation	\$90,339.08	\$550.87	\$0.00	\$90,889.95				
38240 - CC-DC Specialty Court	\$62,718.06	\$3,857.18	\$0.00	\$66,575.24				
38250 - CCSB41 Consolidated Rec Mgmt	\$11,454.03	\$6,649.39	-\$2,900.00	\$15,203.42				
38251 - CCSB41 Clerk of Court Account	\$24,707.34	\$14,265.00	-\$6,350.00	\$32,622.34				
38300 - Child Abuse Prevention Fund	\$21,901.75	\$76.66	\$0.00	\$21,978.41				
38310 - Family Protection Fund	-\$27,225.63	\$10.49	\$0.00	-\$27,215.14				
38320 - DC Records Management	\$28,506.08	\$3,548.28	-\$3,350.61	\$28,703.75				
38330 - DC Records Archive	\$74,245.38	\$1,795.42	-\$2,966.33	\$73,074.47				
38340 - DC Records Preservation	\$16,226.45	\$259.05	-\$74.31	\$16,411.19				
38350 - DC Records Technology	\$37,014.64	\$88.31	-\$260.54	\$36,842.41				
38360 - DCSB41 Consolidated Rec Mgmt	\$34,980.00	\$18,500.00	-\$10,110.00	\$43,370.00				
38361 - DCSB41 Clerk of Court Account	\$56,910.00	\$30,660.00	-\$16,665.00	\$70,905.00				
38400 - JP Building Security	-\$107,072.67	\$23,043.16	-\$31,709.01	-\$115,738.52				
38410 - JP Technology Fund	\$548,173.22	\$10,184.80	-\$5,202.65	\$553,155.37				
38420 - JPSB41 Support Fund	\$57,765.47	\$22,051.26	-\$5,276.26	\$74,540.47				
38500 - Courthouse Security	\$653,393.20	\$34,388.86	-\$16,355.47	\$671,426.59				
38510 - SB41 Court Facility Fee Fund	\$31,280.00	\$17,140.00	-\$8,860.00	\$39,560.00				
38511 - SB41 County Jury Fund	\$15,600.00	\$8,570.00	-\$4,430.00	\$19,740.00				
38512 - SB41 Language Access Fund	\$11,706.93	\$4,897.09	-\$1,620.15	\$14,983.87				
38513 - SB41 Guardianship Fund	\$3,590.00	\$2,078.75	-\$1,000.00	\$4,668.75				
38514 - SB41 Court Report Service Fund	\$39,100.86	\$21,425.00	-\$11,075.00	\$49,450.86				
38515 - SB41 Appellate Judicial System	\$7,837.95	\$4,150.00	-\$2,075.00	\$9,912.95				
38516 - SB41 Judicial Edu and Support	\$1,780.00	\$1,020.00	-\$495.00	\$2,305.00				
38600 - LEOSE	\$139,654.89	\$239.74	-\$1,926.06	\$137,968.57				
38710 - D A Hot Check Collection	\$9,399.57	\$529.00	-\$80.98	\$9,847.59				
38720 - D A Supplemental	\$41.64	\$7,504.01	-\$842.73	\$6,702.92				
38730 - D A Forfeiture, CCP Chapter 59	\$266,810.96	\$389.75	-\$5,969.65	\$261,231.06				
38750 - Pretrial Diversion								
38810 - Voter Registration	-\$23,651.46	\$0.00	-\$817.76	-\$24,469.22				
38820 - Special Inv,Dealer Escrow-Tax	\$81,829.56	\$3,340.68	-\$993.52	\$84,176.72	\$31,321.46	\$16.54	\$0.00	\$31,338.00
38830 - Scofflaw Fees, TTC Sect 502.01	\$1,881.00	\$1.12	\$0.00	\$1,882.12				
38910 - Election Services Contract	\$273,448.69	\$1,664.18	-\$100.41	\$275,012.46				
38920 - Elections - HAVA Equip. Rental	\$595,666.52	\$355.82	\$0.00	\$596,022.34				
38930 - Elections-CARES HAVA								
39040 - Constable Pct 4 Forfeiture	\$2,036.23	\$0.00	\$0.00	\$2,036.23				
39100 - Sheriff Contraband Forfeiture	\$294,245.16	\$167.43	-\$13,951.41	\$280,461.18				
39110 - Braz Cnty Narcotics Task Force	\$911,510.70	\$28,819.71	-\$23,755.60	\$916,574.81				
39120 - Sheriff Commissary Fund	\$571,701.12	\$178,319.06	-\$124,716.00	\$625,304.18				
39130 - Sheriff-Federal Forfeiture	\$179,046.47	\$106.55	-\$675.00	\$178,478.02				
39200 - Juvenile Case Manager Fund	\$12,738.31	\$1,068.01	-\$385.73	\$13,420.59				
39210 - Bond & Occupational LSF	-\$33,508.81	\$10,628.92	-\$14,935.55	-\$37,815.44				
39300 - Reliant Energy CARE Program	\$19,739.51	\$0.00	-\$1,057.24	\$18,682.27				
39310 - UnitedWay-Emergency Assistance	\$5.61	\$0.00	-\$4,284.25	-\$4,278.64				
39410 - Library-Special Projects	\$228,714.03	\$68,300.24	-\$19,103.83	\$277,910.44				
39500 - SEP-Wastewater-EnvHlth-TCEQ	\$1,834.62	\$0.00	\$0.00	\$1,834.62				
39610 - Parks Improvements								
39615 - TPW Foundation-Grt TX Birding	\$5,000.60	\$0.00	\$0.00	\$5,000.60				
39620 - Shoreline Rest. Task Force	\$36,682.13	\$21.91	\$0.00	\$36,704.04				
39630 - 2006 GoM Energy Security Act	\$2,077,677.95	\$1,224.36	-\$26,468.20	\$2,052,434.11				
39700 - Lateral Road Fund								
39710 - Road & Bridge, Ch 152, Tx Code								
39720 - Special Projects								
39764 - Riverside Est Spcl Assmt	-\$175,585.18	\$2,531.72	\$0.00	-\$173,053.46				
39765 - Briar Meadows AmyLn Ross Rd SA	\$14,460.40	\$0.00	\$0.00	\$14,460.40				
39766 - Twin Lakes Assmt	-\$89,046.89	\$4,712.00	\$0.00	-\$84,334.89				
39767 - Greenhouse Rd Spec Assessment								
39768 - Old Coffee Plantation Sp Asses	-\$107,785.56	\$0.00	-\$25,884.00	-\$133,669.56				
39769 - Lindell-Hudspeth Dr Spec Asses	-\$17,170.90	\$0.00	\$0.00	-\$17,170.90				
39770 - Lindell-Frio Dr Spec Assess	-\$17,170.90	\$0.00	\$0.00	-\$17,170.90				
39771 - Lindell-Donley Dr Spec Assess	-\$17,170.90	\$0.00	\$0.00	-\$17,170.90				
39772 - Pinetree Trail Rd Spec Assess	-\$21,227.00	\$0.00	\$0.00	-\$21,227.00				
39773 - Lakeside Drive Rd Spec Assess	-\$4,136.30	\$0.00	\$0.00	-\$4,136.30				
39774 - Forest Loop Special Assessment	-\$5,250.65	\$0.00	\$0.00	-\$5,250.65				
39775 - River Road (CR31a) Spec Assess	-\$5,249.00	\$0.00	\$0.00	-\$5,249.00				
39776 - Mustang Spur Spec Assess								
39777 - Jasper Special Assessment	-\$9,272.30	\$0.00	\$0.00	-\$9,272.30				
39800 - Law Library	\$40,205.96	\$38,825.36	-\$54,730.29	\$24,301.03	\$117,898.28	\$62.39	\$0.00	\$117,960.67
39900 - Mosquito Control District	\$1,508,737.77	\$107,846.37	-\$280,088.38	\$1,336,495.76	\$386,752.13	\$204.57	\$0.00	\$386,956.70
40000 - 2012 Gen Oblig Rfd (2003 CO)								
41000 - 2016 Limited Tax Rfd (2006 CO)	\$620,628.19	\$6,265.39	-\$0.10	\$626,893.48	\$488,273.29	\$258.27	\$0.00	\$488,531.56
42000 - 2021 Gen Oblig Rfd (2012 CO)	\$149,469.89	\$10,313.73	-\$0.03	\$159,783.59				
42100 - 2018 Cert of Oblig-I,S	\$495,500.93	\$4,806.79	-\$0.03	\$500,307.69				
42200 - 2021 CO-Courthouse Campus I,S	\$5,156,191.33	\$22,708.61	\$0.00	\$5,178,899.94				
43000 - Tax Notes, Series 2013 I&S								
44000 - Toll Road-SH288-I&S	\$1,758,034.27	\$233,279.10	-\$232,740.29	\$1,758,573.08				
45000 - Road Bonds-Mobility-I,S	\$2,263,748.14	\$20,341.38	-\$0.03	\$2,284,089.49	\$877,693.32	\$464.22	\$0.00	\$878,157.54
51000 - 2006 Certificate of Obligation								
52000 - 2012 Cert of Oblig,C,M								
52100 - 2018 Cert of Oblig,C,M	\$59,302.02	\$3.68	-\$53,134.67	\$6,171.03	\$3,608,075.57	\$1,908.46	\$0.00	\$3,609,984.03
52200 - 2021 CO-Courthouse Campus C,M	\$172,772.94	\$4,000,291.70	-\$3,684,439.96	\$488,624.68	\$87,555,450.78	\$49,436.18	-\$4,000,000.00	\$83,604,886.96
52201 - 2022 EOC State Allocation	\$530.03	\$0.32	\$0.00	\$530.35	\$5,002,363.67	\$2,646.00	\$0.00	\$5,005,009.67
54000 - Toll Road-SH288-C & M	\$1,457,886.18	\$10.01	\$0.00	\$1,457,896.19	\$11,696,335.32	\$7,856.44	\$0.00	\$11,704,191.76

Fund	Cash				Investments			
	Opening GL Balance	GL Debit	GL Credit	GL Ending Balance	Opening GL Balance	GL Debit	GL Credit	GL Ending Balance
55000 - Mobility Plan								
57200 - Ring of Honor	\$55,279.79	\$33.02	\$0.00	\$55,312.81				
60500 - Airport Operating	-\$2,195,395.34	\$550,438.87	-\$475,822.42	-\$2,120,778.89				
61000 - BCTRA O&M SH288	\$7,346,853.54	\$948,210.69	-\$40,514.09	\$8,254,550.14	\$4,001,937.29	\$2,116.78	\$0.00	\$4,004,054.07
61100 - Braz Cnty Toll Rd-Preliminary								
64000 - BCTRA FM518 PEDC-SH288	\$302,229.69	\$0.59	\$0.00	\$302,230.28				
64100 - BCTRA Contributions-SH288								
64200 - BCTRA FM518 TXDOT-SH288	-\$702,436.70	\$2,111,117.58	-\$1,408,962.24	-\$281.36				
64510 - BCTRA Preliminary-288 Extn	\$0.00	\$0.00	-\$53,199.85	-\$53,199.85				
71000 - Health Care Benefits	\$2,691,988.83	\$1,666,274.00	-\$1,764,293.77	\$2,593,969.06	\$6,003,572.86	\$3,175.57	\$0.00	\$6,006,748.43
72000 - Employee Health Clinic	\$115,969.36	\$61,200.90	-\$160,495.40	\$16,674.86				
73000 - Insurance Reserve	\$341,321.79	\$189.03	-\$24,862.20	\$316,648.62	\$899,148.14	\$475.58	\$0.00	\$899,623.72
81000 - B Cnty Groundwatr Conserv Dist	\$1,807,502.99	\$53,121.44	-\$47,433.89	\$1,813,190.54				
81100 - Braz Cnty Toll Road Authority								
81500 - CSCD DP6 - SUD Program	-\$106,075.44	\$26,902.67	-\$53,774.30	-\$132,947.07				
81600 - CSCD-TAIP Treatment Alter.	\$11,422.00	\$0.00	-\$9,665.00	\$1,757.00				
81700 - CSCD DP17 - MHealth Caseloads	-\$1,457.82	\$10,189.23	-\$20,366.73	-\$11,635.32				
81800 - CSCD Basic Supervision Prog	\$1,059,875.67	\$738,601.99	-\$687,676.14	\$1,110,801.52				
81850 - CSCD-Evidence Based Assesment								
81900 - CSCD CC4 - High Risk Program	\$198,939.45	\$12,664.92	-\$25,323.74	\$186,280.63				
82000 - CSCD-Comm Corr-Life								
82100 - CSCD CCS- Sex Offender Program	\$28,066.05	\$10,004.11	-\$18,821.47	\$19,248.69				
82200 - CSCD-Comm Corr-Substance Abuse								
82300 - CSCD DP4 - High Risk Program	\$43,988.06	\$4,954.82	-\$12,004.00	\$36,938.88				
82400 - CSCD-New Caseload Reduction-DP								
82500 - CSCD DP30 - SUD Trt Pgm	\$102,173.54	\$24,868.98	-\$43,164.17	\$83,878.35				
82600 - CSCD-Mental Health Treatment	\$8,757.00	\$0.00	-\$1,531.88	\$7,225.12				
88000 - Trust & Agency								
88200 - Brazos Mall								
88300 - SH288 @ CR 56 Overpass								
89000 - Historical Commission	\$1,471.97	\$0.88	\$0.00	\$1,472.85	\$14,435.93	\$7.61	\$0.00	\$14,443.54

**BRAZORIA COUNTY
PORTFOLIO REPORT
MAY 2022**

Current Date: 5/31/2022

Fund	Description	Type	CUSIP	Coupon	Settle Date	Maturity Date	Next Call Date	Par Value	Purch Price	Purch Cost	Book Value	Mkt Price	Mkt Value	Days to Mat	YTM	Interest Earned
10000	FFCB	Agency	3133EMDM1	0.270	10/20/20	10/20/23	10/20/22	2,000,000.00	100.000	2,000,000.00	2,000,000.00	0.9728	1,945,600.00	507	0.270	
10000	FFCB	Agency	3133EMQM7	0.200	02/16/21	02/16/24	06/15/22	2,000,000.00	100.000	2,000,000.00	2,000,000.00	0.9629	1,925,800.00	626	0.200	
10000	FHLB	Agency	3130ALKM5	0.350	03/15/21	03/15/24	06/15/22	2,000,000.00	100.000	2,000,000.00	2,000,000.00	0.9631	1,926,200.00	654	0.350	
10000	FHLB	Agency	3130ALLM4	0.350	03/29/21	03/28/24	06/28/22	2,000,000.00	100.000	2,000,000.00	2,000,000.00	0.9625	1,925,000.00	667	0.350	
10000	FHLB	Agency	3130ALRH9	0.400	04/12/21	04/12/24	07/12/22	2,000,000.00	100.000	2,000,000.00	2,000,000.00	0.9620	1,924,000.00	682	0.400	
10000	FHLB	Agency	3130AMND0	0.430	06/17/21	06/17/24	06/17/22	2,000,000.00	100.000	2,000,000.00	2,000,000.00	0.9575	1,915,000.00	748	0.430	
10000	FHLB	Agency	3130APAW5	0.550	10/08/21	10/08/24	07/08/22	2,000,000.00	100.000	2,000,000.00	2,000,000.00	0.9525	1,905,000.00	861	0.550	
10000	FHLB	Agency	3130APB20	0.600	10/22/21	10/22/24	06/22/22	2,000,000.00	100.000	2,000,000.00	2,000,000.00	0.9530	1,906,000.00	875	0.600	
10000	FHLB	Agency	3130APJ89	0.700	10/28/21	10/28/24	07/28/22	2,000,000.00	100.000	2,000,000.00	2,000,000.00	0.9550	1,910,000.00	881	0.700	7,000.00
10000	FHLB	Agency	3130AQWM1	1.800	02/28/22	02/27/25	08/27/22	2,000,000.00	100.000	2,000,000.00	2,000,000.00	0.9764	1,952,800.00	1003	1.800	
997	TexPool	LGIP		0.623				146,758,249.87	100.000	146,758,249.87	146,758,249.87	100.00	146,758,249.87	1	0.623	81,539.18
998	Texas Class	LGIP		0.813				100,079,571.71	100.000	100,079,571.71	100,079,571.71	100.00	100,079,571.71	1	0.813	69,162.53
999	Depository	Cash		0.750				42,705,433.84	100.000	42,705,433.84	42,705,433.84	100.00	42,705,433.84	1	0.750	26,061.01
									309,543,255.42	309,543,255.42	309,543,255.42	308,778,655.42	49	0.698	183,762.72	

Matured or Called Investments:

This report is presented in accordance with the Texas Government Code Title 10 Section 2256.023 and complies with the Investment Strategy of Brazoria County's Investment Policy and I certify that to the best of my knowledge the above is true and correct.

Cathy Campbell

Cathy Campbell, CCT, CIO
Brazoria County Treasurer

BRAZORIA COUNTY
Investment Data Summary
May 2022

Type Breakdown:	Book Value	Percent	Wtd Avg Mat	Wtd Avg Yield
LGIP	246,837,821.58	79.74%	1	0.700
Agency	20,000,000.00	6.46%	750	0.565
Cash	42,705,433.84	13.80%	1	0.750
	309,543,255.42	100.00%	49	0.698

Issuer Breakdown:	Book Value	Percent	Wtd Avg Mat	Wtd Avg Yield
FNMA				
FHLB	16,000,000.00	5.17%	796	0.648
FHLMC	-			
-	-			
FFCB	4,000,000.00	1.29%	566	0.235
-	-			
TexPool	146,758,249.87	47.41%	1	0.623
Texas Class	100,079,571.71	32.33%	1	0.813
Depository	42,705,433.84	13.80%	1	0.750
	309,543,255.42	100.00%	49	0.698

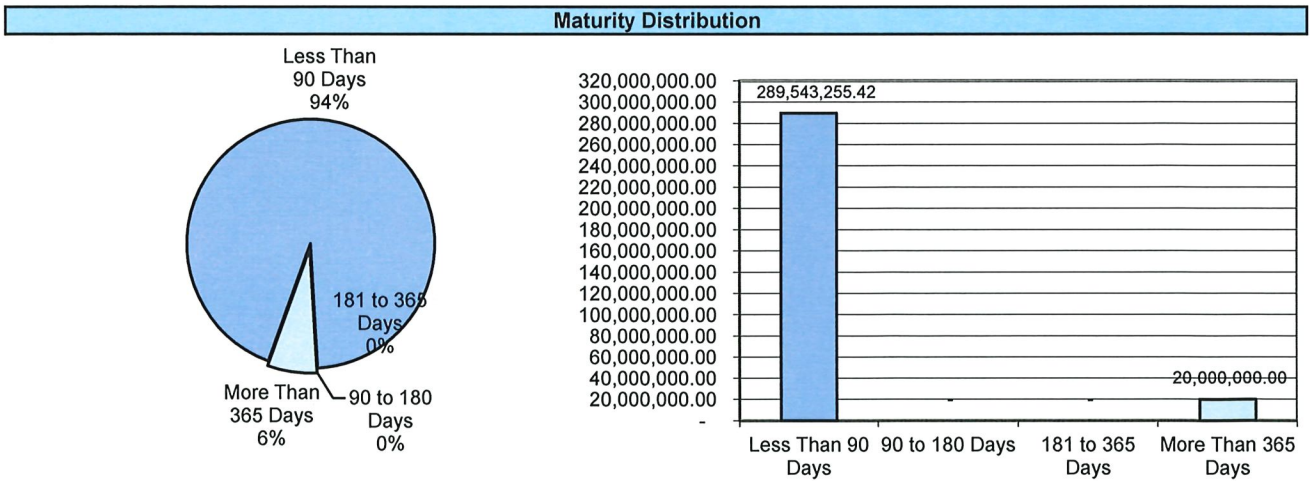
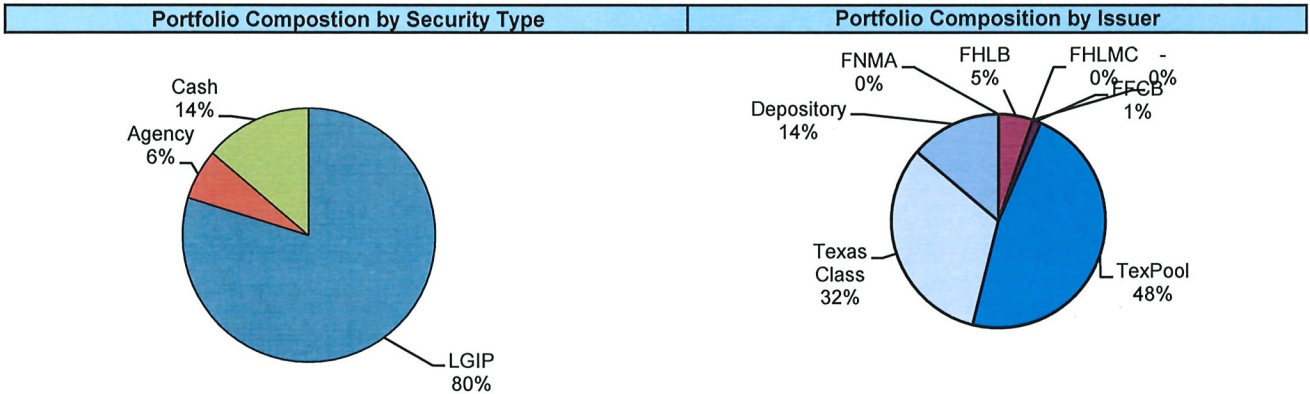
Fund Breakdown:	Book Value	Percent	Wtd Avg Mat	Wtd Avg Yield
10000	20,000,000.00	6.46%	750	0.565
20500	-			
997	146,758,249.87	47.41%	1	0.623
998	100,079,571.71	32.33%	1	0.813
999	42,705,433.84	13.80%	1	0.750
	309,543,255.42	100.00%	49	0.698

Maturity Breakdown:	Book Value	Percent
Less Than 90 Days	289,543,255.42	93.54%
90 to 180 Days	-	0.00%
181 to 365 Days	-	0.00%
More Than 365 Days	20,000,000.00	6.46%
	309,543,255.42	100.00%

BRAZORIA COUNTY
Investment Summary Report
For the Period Ending 05/31/2022

Total Portfolio Summary			
	Current Month 05/31/22	Prior Month 4/30/2022	Change From Prior
Book Value	309,543,255.42	322,917,610.26	(13,374,354.84)
Market Value	308,778,655.42	322,055,810.26	(13,277,154.84)
Market Value%	99.75%	99.73%	0.02%
Weighted Average Maturity - Days	49 days	49 days	0
Weighted Average Yield	0.698%	0.46%	0.23%

Portfolio Composition by Fund			
Fund Name	5/31/2022 Book Value	Wtd Avg Yield	Wtd Avg Maturity
10000	20,000,000.00	0.565%	750
20500	-		0
997	146,758,249.87	0.623%	1
998	100,079,571.71	0.813%	1
999	42,705,433.84	0.750%	1
TOTALS:	309,543,255.42	0.698%	49 days



Monthly Interest Earned for Fiscal Year 2022

	Oct	Nov	Dec	1st Qtr	Jan	Feb	Mar	2nd Qtr	April	May	June	3rd Qtr	July	August	Sept	4th Qtr	Ann Earned
BANK	1,981.02	3,159.41	7,455.08	12,595.51	6,807.87	15,933.84	25,984.97	48,726.48	37,776.75	26,061.01		63,837.76				0.00	125,159.75
TEXPOOL	2,319.99	5,255.31	6,081.74	13,657.04	6,548.26	9,070.54	22,228.86	37,847.66	42,176.64	81,539.18		123,715.82				0.00	175,220.52
Texas Class	2,068.48	2,068.48	2,788.71	6,925.67	4,588.48	9,097.92	24,981.43	38,667.83	39,952.93	69,162.53		109,115.46				0.00	154,708.96
Agencies	6,700.00	0.00	4,300.00	11,000.00	0.00	2,000.00	7,000.00	9,000.00	18,200.00	7,000.00		25,200.00				0.00	45,200.00
Total Per Mo.	13,069.49	10,483.20	20,625.63	44,178.22	17,944.41	36,102.30	80,195.26	134,241.97	138,106.32	183,762.72	0.00	321,869.04	0.00	0.00	0.00	0.00	500,289.23

I certify that to the best of my knowledge the above is true and correct.

Cathy Campbell

Cathy Campbell, CCT, CIO
Brazoria County Treasurer



Monthly Newsletter: June 2022

ANNOUNCEMENTS

We welcome the following entities who joined TexPool in May 2022:

- TexPool
- McKinney MUD 2 of Collin County
- North Hays County MUD 2
- Montgomery County MUD 186

TexPool Prime
Viridian Municipal Management District

Upcoming Events

June 15, 2022 - June 17, 2022
Texas Association of Community College Business Officers (TACCBO) Annual Meeting and Conference
Waco Convention Center, Waco, TX

June 23, 2022 - June 25, 2022
Annual Conference
Association of Water Board Directors
Fort Worth Convention Center, Fort Worth, TX


June 26, 2022 - June 28, 2022
Texas Association of State Senior College and University Business Officers (TASSCUBO) Summer Conference
Hyatt Regency - Lost Pines Resort, Bastrop, TX

TexPool Advisory Board Members

- Patrick Krishnak
- Jerry Dale
- David Landers
- Belinda Weaver
- Deborah Landermilk
- Sharon Matthews
- Valerie Van Vliet
- David Garcia
- Overseen by the State of Texas Comptroller of Public Accounts Glenn Hegar
- Operated under the supervision of the Texas Treasury Safeguarding Trust Company

TexPool Participant Services is Now Paperless!

As of January 3, 2022, participants are no longer required to send original documentation for requests that have been submitted via email or fax. For questions, contact 1-866-839-7665.



Economic and Market Commentary: Ear to the ground

June 1, 2022

The cautious and shrewd way Federal Reserve policymakers communicate can put diplomats to shame. But the success of their decisions in the coming months will depend upon how well they listen.

Managing monetary policy in the midst of a global pandemic has been, and remains extraordinarily difficult. No one can deny that. But the Fed's response to mounting inflation in the last several quarters showed it wanted to stick to its new paradigm in the face of facts. If you recall, in August of 2020, it recast its policy framework to allow inflation to exceed 2% as long as the labor market is strong. Officials not only viewed rising prices in 2021 as "transient," but also a positive after years of undershooting 2%.

While telegraphing 50 basis-point hikes in the next two FOMC meetings, minutes from the last meeting and recent official speeches suggest the committee might pause to assess their impact. In other words, they will—and should—return to making decisions based on data in the fight against inflation without inducing a recession. Policymakers have to listen to what the economy is telling them on a

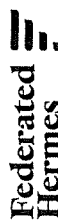
(continued page 6)

Performance as of May 31, 2022

	TexPool	TexPool Prime
Current Invested Balance	\$26,022,107,081	\$10,635,159,204
Weighted Average Maturity**	25 Days	20 Days
Weighted Average Life**	93 Days	58 Days
Net Asset Value	0.99978	0.99978
Total Number of Participants	2,709	459
Management Fee on Invested Balance	0.0450%	0.0550%
Interest Distributed	\$13,898,421.11	\$7,424,020.28
Management Fee Collected	\$646,076.69	\$412,632.62
Standard & Poor's Current Rating	AAA+	AAA+
Month Averages		
Average Invested Balance	\$26,221,171,318	\$10,775,834,407
Average Monthly Rate*	0.62%	0.81%
Average Weighted Average Maturity**	23	20
Average Weighted Average Life**	94	60

*This average monthly rate for TexPool Prime for each date may reflect a waiver of some portion or all of each of the management fees.
**See page 2 for definitions.
Past performance is no guarantee of future results.

Phone: 1-866-TEXPOOL (839-7665) • Fax: 1-866-839-3991 • TexPool.com
© 2022 Federated Hermes, Inc.
G35884-24 (6/22)




Managed and Serviced by

PRSRFT, STD
U.S. POSTAGE
PAID
AUSTIN, TX
PERMIT NO. 1264

Participant Services
1001 Texas Ave. Suite 1150
Houston, TX 77002

MS. CATHY CAMPBELL
BRAZORIA COUNTY
111 E LOCUST ST STE 305
ANGLETON TX 77515-4877



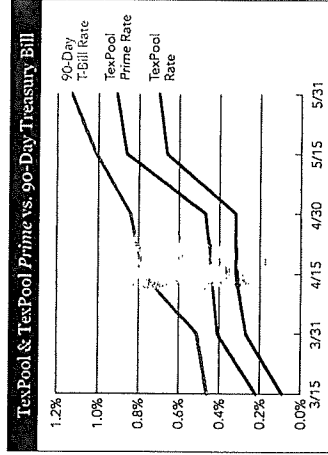
470 TX P1

scale much smaller and a timeframe much shorter than they prefer. This is no time for long-view academic studies.

Reports already indicate that this economy might be more responsive to shifts in monetary policy than traditionally expected. The housing market, consumer outlook and industrial production are cooling off. It is not unreasonable to think that supply-chain bottlenecks and energy prices exacerbated by China's shutdown and the war in Ukraine could improve by the fall. Data dependency is a cliché that completely applies here.

What of investors? The bond market seems to be declaring victory over inflation and the stock market is betting on the worst-case scenario. Investors in the short end of the Treasury yield curve are acting more rationally, although the supply/demand imbalance, especially in the front end, has caused it to trade much lower in yield. In addition to the supply/demand imbalance, the flight-to-safety trade has depressed Treasury yields further. You have to go to the 6-month section of the curve to find yields above the Fed's Reverse Repo Facility. But administered rates on bank deposits have not budged much because banks still are flush with cash and don't want deposits—especially now that the cost of lending is increasing. We think the money market securities in which government pools can invest are in a good place and are a good place for investment.

At the end of May, yields on 1-, 3-, 6- and 12-month U.S. Treasuries were 0.71%, 1.05%, 1.54% and 2%, respectively;

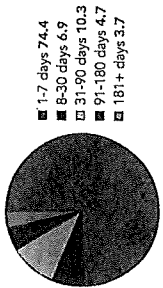


90-Day Treasury Bill is a short-term debt instrument backed by the national government. These are used to collect immediate cash to meet outstanding obligations.
Any private investor can invest in a Treasury bill. The 90-Day Treasury Bill is a weighted average rate of the weekly auctions of 90-Day Treasury Bills.
Past performance is no guarantee of future results.

the 1-, 3-, 6- and 12-month Bloomberg Short-Term Bank Yield Index rates (BSBY) were 0.96%, 1.54%, 2.04% and 2.68%, respectively; and the 1-, 3-, 6- and 12-month London interbank offered rates were 1.12%, 1.63%, 2.11% and 2.78%, respectively.

Portfolio by Maturity (%)


As of May 31, 2022



- 1-7 days 74.4
- 8-30 days 6.9
- 31-90 days 10.3
- 91-180 days 4.7
- 181+ days 3.7

Portfolio by Type of Investment (%)

As of May 31, 2022



- Agencies 41.2
- Treasuries 25.4
- Repurchase Agreements 20.0
- Money Market Funds 13.4

Portfolio Asset Summary as of May 31, 2022

	Book Value	Market Value
Uninvested Balance	\$746.58	\$746.58
Receivable for Investments Sold	0.00	0.00
Accrual of Interest Income	13,239,410.71	13,239,410.71
Interest and Management Fees Payable	-13,838,432.26	-13,838,432.26
Payable for Investments Purchased	-124,001,527.50	-124,001,527.50
Accrued Expenses & Taxes	-22,376.48	-22,376.48
Repurchase Agreements	5,243,484,686.00	5,243,484,686.00
Mutual Fund Investments	3,523,074,000.00	3,523,074,000.00
Government Securities	9,245,226,335.03	9,244,988,725.23
US Treasury Bills	4,134,504,337.74	4,131,382,419.99
US Treasury Notes	4,000,439,901.11	3,998,160,483.24
Total	\$26,022,107,080.93	\$26,016,468,135.51

Market value of collateral supporting the Repurchase Agreements is at least 105% of the Book Value. The portfolio is managed by Federated Investment Counseling and the assets are safe, kept in a separate custodial account at State Street Bank in the name of TexPool. The primary source of payment to the Participants is the assets of TexPool. There is no secondary source of payment for the pool such as insurance or State guarantee. Should you require a copy of the portfolio, please contact TexPool Participant Services.

Participant Summary

	Number of Participants	Balance
School District	600	\$7,638,449,744.20
Higher Education	60	\$1,289,120,802.59
County	196	\$2,995,984,987.19
Healthcare	90	\$1,532,766,056.58
Utility District	886	\$4,393,089,869.11
City	484	\$6,901,234,828.38
Emergency Districts	98	\$330,418,973.51
Economic Development Districts	84	\$171,186,657.74
Other	211	\$769,869,228.35

**Definition of Weighted Average Maturity and Weighted Average Life

WAM is the mean average of the periods of time remaining until the securities held in TexPool (a) are scheduled to be repaid, (b) would be repaid upon a demand by TexPool, or (c) are scheduled to have their interest rate readjusted to reflect current market rates. Securities with adjustable rates payable upon demand are readjusted as maturing on the earlier of the two dates set forth in (b) and (c) if their scheduled maturity is 397 days or less; and the later of the two dates set forth in (b) and (c) if their scheduled maturity is more than 397 days. The mean is weighted based on the percentage of the amortized cost of the portfolio invested in each period. WAL is calculated in the same manner as WAM, but is based solely on the periods of time remaining until the securities held in TexPool (a) are scheduled to be repaid or (b) would be repaid upon a demand by TexPool, without reference to when interest rates of securities within TexPool are scheduled to be readjusted.

Daily Summary

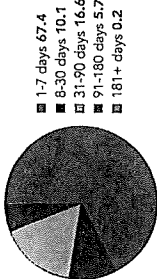
Date	Money Mkt. Fund Equiv. (SEC Scl'd)	Dividend Factor	TexPool Invested Balance	NAV	WAM Days	WAL Days
5/1	0.3209%	0.000008791	\$26,686,291,199.96	0.99971	24	99
5/2	0.3282%	0.000008993	\$26,721,113,902.65	0.99972	22	95
5/3	0.3236%	0.000008865	\$26,749,907,699.92	0.99971	22	95
5/4	0.3305%	0.000009055	\$26,779,341,693.65	0.99971	22	95
5/5	0.4123%	0.000011296	\$26,833,106,444.34	0.99973	21	94
5/6	0.4066%	0.000017551	\$26,848,179,969.34	0.99974	22	94
5/7	0.6406%	0.000017551	\$26,848,179,969.34	0.99974	22	94
5/8	0.6406%	0.000017551	\$26,848,179,969.34	0.99974	22	94
5/9	0.6336%	0.000017359	\$26,552,367,695.53	0.99974	20	92
5/10	0.6405%	0.000017549	\$26,154,271,419.60	0.99974	21	93
5/11	0.6402%	0.000017539	\$26,106,387,490.90	0.99974	21	93
5/12	0.6523%	0.000017870	\$25,998,946,761.15	0.99975	20	93
5/13	0.6550%	0.000017946	\$26,137,115,435.18	0.99974	21	94
5/14	0.6550%	0.000017946	\$26,137,115,435.18	0.99974	21	94
5/15	0.6550%	0.000017946	\$26,137,115,435.18	0.99974	21	94
5/16	0.6764%	0.000018532	\$25,995,106,573.71	0.99973	21	93
5/17	0.6792%	0.000018608	\$25,969,460,405.71	0.99972	22	92
5/18	0.6861%	0.000018798	\$26,064,506,012.10	0.99973	22	92
5/19	0.6806%	0.000018647	\$26,054,847,987.47	0.99975	22	93
5/20	0.6850%	0.000018767	\$25,994,738,308.41	0.99976	23	93
5/21	0.6850%	0.000018767	\$25,994,738,308.41	0.99976	23	93
5/22	0.6850%	0.000018767	\$25,994,738,308.41	0.99976	23	93
5/23	0.6878%	0.000018845	\$25,869,010,549.74	0.99976	24	93
5/24	0.6883%	0.000018857	\$25,848,336,382.55	0.99979	24	93
5/25	0.7080%	0.000019398	\$26,060,476,934.71	0.99979	24	94
5/26	0.7154%	0.000019600	\$26,127,323,709.97	0.99980	24	94
5/27	0.7145%	0.000019576	\$25,955,824,946.20	0.99979	26	95
5/28	0.7145%	0.000019576	\$25,955,824,946.20	0.99979	26	95
5/29	0.7145%	0.000019576	\$25,955,824,946.20	0.99979	26	95
5/30	0.7145%	0.000019576	\$25,955,824,946.20	0.99979	26	95
5/31	0.7023%	0.000019242	\$26,022,107,080.93	0.99978	25	93
Average:	0.6228%	0.000017063	\$26,221,171,318.33	0.99975	23	94



TEXPOOL Prime

Portfolio by Maturity (%)

As of May 31, 2022



Portfolio by Type of Investment (%)

As of May 31, 2022



Portfolio Asset Summary as of May 31, 2022

	Book Value	Market Value
Uninvested Balance	\$172,209.74	\$172,209.74
Receivable for Investments Sold	0.00	0.00
Accrual of Interest Income	2,305,265.68	2,305,265.68
Interest and Management Fees Payable	-7,424,019.61	-7,424,019.61
Payable for Investments Purchased	0.00	0.00
Accrued Expenses & Taxes	-13,738.82	-13,738.82
Repurchase Agreements	460,454,000.00	460,454,000.00
Commercial Paper	7,347,003,373.21	7,345,362,559.43
Mutual Fund Investments	830,153,483.22	829,941,055.05
Government Securities	117,508,597.69	117,650,987.50
Variable Rate Notes	1,884,999,033.14	1,884,304,550.00
Total	\$10,632,158,204.25	\$10,632,752,868.97

Market value of collateral supporting the Repurchase Agreements is at least 102% of the Book Value. The portfolio is managed by Federated Investment Counseling and the assets are safe kept in a separate custodial account at State Street Bank in the name of TexPool Prime. The assets of TexPool Prime are the only source of payments to the Participants. There is no secondary source of payment for the pool such as insurance or State guarantee. Should you require a copy of the portfolio, please contact TexPool Participant Services

Participant Summary

	Number of Participants	Balance
School District	132	\$3,675,800,727.03
Higher Education	19	\$638,277,676.04
County	49	\$751,731,964.49
Healthcare	18	\$460,878,852.44
Utility District	50	\$652,575,465.98
City	90	\$2,120,789,558.85
Emergency Districts	21	\$46,607,373.85
Economic Development Districts	15	\$23,419,852.07
Other	65	\$2,264,987,709.79



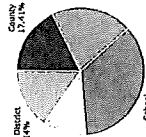
TEXPOOL Prime

Daily Summary

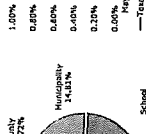
Date	Money Mkt. Fund (Eq. Val.) (SEC-EST)	Dividend Factor	TexPool Prime Invested Balance	NAV	WAM Days	WAL Days
5/1	0.4725%	0.000012944	\$11,093,562,421.49	0.99970	19	56
5/2	0.4784%	0.000013108	\$11,032,374,624.30	0.99970	17	54
5/3	0.4814%	0.000013189	\$10,889,890,600.35	0.99970	17	57
5/4	0.5316%	0.000014564	\$10,807,687,211.16	0.99968	18	58
5/5	0.6486%	0.000017771	\$10,747,437,932.84	0.99969	20	61
5/6	0.7633%	0.000020911	\$10,840,794,096.32	0.99968	22	62
5/7	0.7633%	0.000020911	\$10,840,794,096.32	0.99968	22	62
5/8	0.8768%	0.000024023	\$10,863,709,272.42	0.99973	20	60
5/9	0.8593%	0.000023543	\$10,863,709,272.42	0.99973	20	60
5/10	0.8593%	0.000023543	\$10,863,522,289.39	0.99974	21	61
5/11	0.8467%	0.000023198	\$10,904,091,617.65	0.99974	20	60
5/12	0.8568%	0.000023475	\$10,862,638,002.65	0.99974	21	61
5/13	0.8575%	0.000023492	\$10,825,997,281.72	0.99970	21	60
5/14	0.8575%	0.000023492	\$10,825,997,281.72	0.99970	21	60
5/15	0.8575%	0.000023492	\$10,825,997,281.72	0.99970	21	60
5/16	0.8609%	0.000023583	\$10,773,001,551.25	0.99974	19	58
5/17	0.8702%	0.000023841	\$10,755,459,027.46	0.99975	20	59
5/18	0.8756%	0.000023989	\$10,829,862,665.85	0.99975	20	61
5/19	0.8833%	0.000024200	\$10,802,201,862.94	0.99974	21	62
5/20	0.8837%	0.000024210	\$10,721,565,463.46	0.99971	21	62
5/21	0.8837%	0.000024210	\$10,721,565,463.46	0.99971	21	62
5/22	0.8837%	0.000024210	\$10,721,565,463.46	0.99971	21	62
5/23	0.8800%	0.000024073	\$10,637,552,318.25	0.99975	19	60
5/24	0.8849%	0.000024245	\$10,666,262,957.23	0.99975	19	59
5/25	0.8878%	0.000024324	\$10,684,032,418.31	0.99976	19	59
5/26	0.9016%	0.000024700	\$10,685,983,896.88	0.99976	21	61
5/27	0.9166%	0.000025113	\$10,587,841,801.45	0.99972	23	62
5/28	0.9166%	0.000025113	\$10,587,841,801.45	0.99972	23	62
5/29	0.9166%	0.000025113	\$10,587,841,801.45	0.99972	23	62
5/30	0.9166%	0.000025113	\$10,587,841,801.45	0.99972	23	62
5/31	0.9122%	0.000024992	\$10,635,158,204.25	0.99978	20	58
Average:	0.8125%	0.000022260	\$10,775,834,406.61	0.99972	20	60

The following information is provided in accordance with Texas State Statute 225A.001.6.

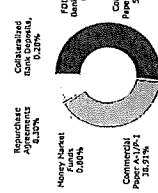
As of May 31, 2022



Participant Breakdown by Entity Type



Participant Breakdown by Entity Type



Texas CLASS Government Portfolio Breakdown

Month End	Amortized Yield**	Month Ending Assets	Market Value	Amortized Cost	WAM (Days)	WAM (Days) (Email)**	
Mar-22	0.29%	\$15,494,542,563	\$15,494,174,743	\$15,450,542,725	1.00	49	85
Apr-22	0.47%	\$16,058,126,318	\$16,063,797,884	\$16,071,013,322	1.00	40	82
May-22	0.81%	\$15,534,459,401	\$15,694,049,927	\$15,689,036,755	1.00	37	77

Average monthly yield *As of the end of the last day of the month

Texas CLASS Government Prior Month Comparison

Month End	Amortized Yield**	Month Ending Assets	Market Value	Amortized Cost	WAM (Days)	WAM (Days) (Email)**	
Mar-22	0.11%	\$15,965,940,080	\$15,979,082,247	\$16,000,090,408	1.00	45	82
Apr-22	0.24%	\$15,734,422,506	\$15,740,626,788	\$15,881,643,835	1.00	43	84
May-22	0.53%	\$14,698,946,078	\$14,694,122,517	\$14,635,040,373	1.00	45	88

Average monthly yield *As of the end of the last day of the month

Fund Highlights as of May 31, 2022 (Unaudited)

For the month of May 2022, the Program Administrator accrued fees of \$1,259,902.14 and had average shares outstanding of 15,835,480,518.94 for Texas CLASS Government. The Program Administrator accrued fees of \$1,939,972.02 and had average shares outstanding of 1,609,242,701.83. The fees for both Texas CLASS and Texas CLASS Government are accrued on a daily basis. The applicable fee rate is calculated by taking the fee rates) divided by 365 days (246 days in the event of a leap year) and rounded to ten decimal places. The current day's settled shares outstanding will be multiplied by the applicable fee rate(s) to equal the daily fee accrual. For weekend days and holidays, the settled shares outstanding for the previous business day will be utilized for the calculation of the fees. The applicable fee rate is located in Exhibit F of the Ninth Amended and Restated Trust Agreement. The Program Administrator reserves the right to abate fees listed in the Ninth Amended and Restated Trust Agreement. The monthly fee is the sum of all daily fee accruals for the month of May. The fees are paid monthly upon notification to the custodian bank. As of May 31, 2022, the fee for Texas CLASS was 9 basis points and the fee for Texas CLASS Government was 12 basis points.

- Both funds are rated 'AAA' by S&P Global Ratings.
- Net Asset Value for both funds from May 1 to May 31, 2022 is equal to \$1.00.
- The final maturity dates of all securities were less than one year.
- The custodian bank for Texas CLASS is UMB Bank.
- Total number of Participants is 905.
- There are currently no investments that have a rated maturity greater than one year.
- The portfolio managers for Texas CLASS is Neil Nandi, CPA and Sandy Flommski, CPA.
- All sources of payment are the underlying assets of the local government investment pool at market value.
- The Ninth Amended and Restated Trust Agreement was adopted by the Board of Trustees on February 25, 2021. You can access your copy of the Ninth Amended and Restated Trust Agreement by visiting our website at www.texasclass.com.

BOARD OF TRUSTEES

- Mr. Steve Williams**
Asst. City Administrator/CFO City of Conroe
- Ms. Amy Perez**
Director of Financial Management, Harris County
- Ms. Monika Arris, Vice Chairwoman**
Director of Budget & Finance, Collin County
- Ms. Carmen Arrieta-Candelaria**
Chief Financial Officer – Fort Worth ISD
- Ms. Cindy Yeatts Brown, Chairwoman**
Treasurer, Denton County
- Ms. Yvonne Johnson**
Executive Director – Galena Park ISD
- Ms. Heather Hurlbert**
Director of Finance & Business Analysis, City of Corpus Christi

Texas Class Government Rates for May 2022									
Date	Daily Rate (%)	YTD Yield (%)	7-Day Yield (%)	WAM Days to Reset	WAM Days to Final	Daily Dividend	Net Asset Value (NAV)	WAM Days to Reset	WAM Days to Final
5/31/2022	0.6594	0.1927	0.6455	45	88	0.000018067	0.999436640	45	88
5/30/2022	0.6471	0.1896	0.6411	43	86	0.000017727	0.999436640	43	86
5/29/2022	0.6471	0.1865	0.6379	43	87	0.000017727	0.999465550	43	87
5/28/2022	0.6471	0.1834	0.6347	44	88	0.000017727	0.999472740	44	88
5/27/2022	0.6471	0.1803	0.6316	45	88	0.000017728	0.999479940	45	88
5/26/2022	0.6385	0.1771	0.6284	42	86	0.000017493	0.999439440	42	86
5/25/2022	0.6226	0.1739	0.6260	43	85	0.000017330	0.999432260	43	85
5/24/2022	0.6283	0.1707	0.6222	43	86	0.000017213	0.999432260	43	86
5/23/2022	0.6248	0.1675	0.6119	42	85	0.000017118	0.999411080	42	85
5/22/2022	0.6249	0.1643	0.5964	43	85	0.000017120	0.999417520	43	85
5/21/2022	0.6249	0.1610	0.5852	43	86	0.000017120	0.999424060	43	86
5/20/2022	0.6249	0.1577	0.5741	44	87	0.000017119	0.999430600	44	87
5/19/2022	0.6220	0.1543	0.5630	43	86	0.000017040	0.999394600	43	86
5/18/2022	0.6059	0.1510	0.5491	43	85	0.000016601	0.999363650	43	85
5/17/2022	0.5563	0.1476	0.5356	42	83	0.000015242	0.999340790	42	83
5/16/2022	0.5157	0.1446	0.5265	40	81	0.000014127	0.999350050	40	81
5/15/2022	0.5471	0.1419	0.5174	40	82	0.000014988	0.999374370	40	82
5/14/2022	0.5471	0.1389	0.5001	41	82	0.000014988	0.999379700	41	82
5/13/2022	0.5471	0.1358	0.4828	42	83	0.000014988	0.999385020	42	83
5/12/2022	0.5244	0.1327	0.4655	41	83	0.000014366	0.999406120	41	83
5/11/2022	0.5314	0.1297	0.4401	41	83	0.000014011	0.999385540	41	83
5/10/2022	0.4927	0.1267	0.4066	41	82	0.000013500	0.999390450	41	82
5/9/2022	0.4520	0.1239	0.3760	39	81	0.000012384	0.999394630	39	81
5/8/2022	0.4260	0.1213	0.3512	39	81	0.000011670	0.999379420	39	81
5/7/2022	0.4260	0.1189	0.3303	40	81	0.000011670	0.999383830	40	81
5/6/2022	0.4260	0.1165	0.3095	40	82	0.000011671	0.999388320	40	82
5/5/2022	0.3463	0.1140	0.2886	40	82	0.000009487	0.999366640	40	82
5/4/2022	0.2715	0.1122	0.2789	40	82	0.000007604	0.999293100	40	82
5/3/2022	0.2783	0.1108	0.2776	41	84	0.000007623	0.999283280	41	84
5/2/2022	0.2783	0.1094	0.2758	42	83	0.000007624	0.999306830	42	83
5/1/2022	0.2800	0.1080	0.2740	42	83	0.000007670	0.999306940	42	83

Texas Class Prime Rates for May 2022									
Date	Daily Rate (%)	YTD Yield (%)	7-Day Yield (%)	WAM Days to Reset	WAM Days to Final	Daily Dividend	Net Asset Value (NAV)	WAM Days to Reset	WAM Days to Final
5/31/2022	0.9202	0.3619	0.9144	37	77	0.000025211	0.999678670	37	77
5/30/2022	0.9192	0.3582	0.9093	37	77	0.000025182	0.999660990	37	77
5/29/2022	0.9192	0.3544	0.9050	37	78	0.000025182	0.999623940	37	78
5/28/2022	0.9192	0.3506	0.8996	38	79	0.000025182	0.999637900	38	79
5/27/2022	0.9191	0.3468	0.8942	38	80	0.000025181	0.99961850	38	80
5/26/2022	0.9085	0.3428	0.8889	38	80	0.000024835	0.999645110	38	80
5/25/2022	0.8973	0.3389	0.8857	38	79	0.000024582	0.999638860	38	79
5/24/2022	0.8849	0.3351	0.8844	37	78	0.000024243	0.999627500	37	78
5/23/2022	0.8890	0.3312	0.8842	37	78	0.000024355	0.999618670	37	78
5/22/2022	0.8815	0.3273	0.8816	37	79	0.000024150	0.999595930	37	79
5/21/2022	0.8815	0.3234	0.8798	38	80	0.000024150	0.999607760	38	80
5/20/2022	0.8815	0.3194	0.8781	38	81	0.000024150	0.999620490	38	81
5/19/2022	0.8840	0.3153	0.8763	38	81	0.000024220	0.999617590	38	81
5/18/2022	0.8882	0.3112	0.8714	39	82	0.000024335	0.999615070	39	82
5/17/2022	0.8839	0.3070	0.8637	39	83	0.000024217	0.999612550	39	83
5/16/2022	0.8706	0.3028	0.8549	39	83	0.000023951	0.999622830	39	83
5/15/2022	0.8691	0.2986	0.8437	40	84	0.000023811	0.999573870	40	84
5/14/2022	0.8691	0.2943	0.8257	40	85	0.000023811	0.999586110	40	85
5/13/2022	0.8691	0.2900	0.8076	41	86	0.000023811	0.999598860	41	86
5/12/2022	0.8499	0.2856	0.7895	40	84	0.000023285	0.999598570	40	84
5/11/2022	0.8340	0.2813	0.7524	39	84	0.000022850	0.999587650	39	84
5/10/2022	0.8224	0.2770	0.7116	38	83	0.000022850	0.999574280	38	83
5/9/2022	0.7925	0.2728	0.6711	37	82	0.000021712	0.999582880	37	82
5/8/2022	0.7425	0.2687	0.6529	38	81	0.000020341	0.999592320	38	81
5/7/2022	0.7425	0.2650	0.6011	39	82	0.000020341	0.999554570	39	82
5/6/2022	0.7425	0.2612	0.5694	39	83	0.000020342	0.999545230	39	83
5/5/2022	0.5901	0.2574	0.5376	39	83	0.000016167	0.999561250	39	83
5/4/2022	0.5486	0.2547	0.5267	40	84	0.000015030	0.999543570	40	84
5/3/2022	0.5394	0.2523	0.5215	40	84	0.000014778	0.999566620	40	84
5/2/2022	0.5250	0.2499	0.5171	39	82	0.000014384	0.999559650	39	82
5/1/2022	0.5200	0.2477	0.5139	40	81	0.000014246	0.999550860	40	81