

CDBG-PR23

Summary of Accomplishments



BRAZORIA COUNTY

Count of CDBG Activities with Disbursements by Activity Group & Matrix Code

| Activity Group | Activity Category | Open Count | Open Activities Disbursed | Completed Count | Completed Activities Disbursed | Program Year Count | Total Activities Disbursed |
|-------------------------------------|--|---------------|---------------------------|---------------------|--------------------------------|---------------------|----------------------------|
| Housing | Rehab; Single-Unit Residential (14A) | 2 | \$17,730.10 | 1 | \$14,705.00 | 3 | \$32,435.10 |
| | Total Housing | 2 | \$17,730.10 | 1 | \$14,705.00 | 3 | \$32,435.10 |
| Public Facilities and Improvements | Homeless Facilities (not operating costs) (03C) | 0 | \$0.00 | 1 | \$8,923.98 | 1 | \$8,923.98 |
| | Parks, Recreational Facilities (03F) | 0 | \$0.00 | 1 | \$8,490.00 | 1 | \$8,490.00 |
| | Water/Sewer Improvements (03J) | 2 | \$153,007.34 | 6 | \$1,046,086.78 | 8 | \$1,199,094.12 |
| | Street Improvements (03K) | 0 | \$0.00 | 3 | \$376,220.00 | 3 | \$376,220.00 |
| | Sidewalks (03L) | 0 | \$0.00 | 1 | \$59,836.34 | 1 | \$59,836.34 |
| | Total Public Facilities and Improvements | 2 | \$153,007.34 | 12 | \$1,499,557.10 | 14 | \$1,652,564.44 |
| Public Services | Senior Services (05A) | 0 | \$0.00 | 2 | \$35,000.00 | 2 | \$35,000.00 |
| | Youth Services (05D) | 0 | \$0.00 | 1 | \$30,000.00 | 1 | \$30,000.00 |
| | Services for victims of domestic violence, dating violence, sexual assault or stalking (05G) | 0 | \$0.00 | 1 | \$20,500.00 | 1 | \$20,500.00 |
| | Employment Training (05H) | 0 | \$0.00 | 1 | \$5,302.75 | 1 | \$5,302.75 |
| | Child Care Services (05L) | 0 | \$0.00 | 5 | \$28,196.78 | 5 | \$28,196.78 |
| | Health Services (05M) | 0 | \$0.00 | 2 | \$78,727.48 | 2 | \$78,727.48 |
| | Mental Health Services (05O) | 0 | \$0.00 | 2 | \$21,224.87 | 2 | \$21,224.87 |
| | Subsistence Payment (05Q) | 0 | \$0.00 | 2 | \$27,721.20 | 2 | \$27,721.20 |
| | Food Banks (05W) | 0 | \$0.00 | 2 | \$39,283.30 | 2 | \$39,283.30 |
| Total Public Services | 0 | \$0.00 | 18 | \$285,956.38 | 18 | \$285,956.38 | |
| General Administration and Planning | General Program Administration (21A) | 2 | \$54,636.48 | 3 | \$228,326.69 | 5 | \$282,963.17 |
| | Total General Administration and Planning | 2 | \$54,636.48 | 3 | \$228,326.69 | 5 | \$282,963.17 |
| Grand Total | | 6 | \$225,373.92 | 34 | \$2,028,545.17 | 40 | \$2,253,919.09 |



BRAZORIA COUNTY

CDBG Sum of Actual Accomplishments by Activity Group and Accomplishment Type

| Activity Group | Matrix Code | Accomplishment Type | Open Count | Completed Count | Program Year Totals |
|------------------------------------|--|---------------------|--------------|-----------------|---------------------|
| Housing | Rehab; Single-Unit Residential (14A) | Housing Units | 1 | 1 | 2 |
| | Total Housing | | 1 | 1 | 2 |
| Public Facilities and Improvements | Homeless Facilities (not operating costs) (03C) | Public Facilities | 0 | 57 | 57 |
| | Parks, Recreational Facilities (03F) | Public Facilities | 0 | 3,615 | 3,615 |
| | Water/Sewer Improvements (03J) | Persons | 3,725 | 17,540 | 21,265 |
| | Street Improvements (03K) | Persons | 0 | 564 | 564 |
| | Sidewalks (03L) | Persons | 0 | 625 | 625 |
| | Total Public Facilities and Improvements | | 3,725 | 22,401 | 26,126 |
| Public Services | Senior Services (05A) | Persons | 0 | 153 | 153 |
| | Youth Services (05D) | Persons | 0 | 1,019 | 1,019 |
| | Services for victims of domestic violence, dating violence, sexual assault or stalking (05G) | Persons | 0 | 5 | 5 |
| | Employment Training (05H) | Persons | 0 | 4 | 4 |
| | Child Care Services (05L) | Persons | 0 | 793 | 793 |
| | Health Services (05M) | Persons | 0 | 5,946 | 5,946 |
| | Mental Health Services (05O) | Persons | 0 | 52 | 52 |
| | Subsistence Payment (05Q) | Persons | 0 | 174 | 174 |
| | Food Banks (05W) | Persons | 0 | 3,503 | 3,503 |
| | Total Public Services | | 0 | 11,649 | 11,649 |
| Grand Total | | | 3,726 | 34,051 | 37,777 |



BRAZORIA COUNTY

CDBG Beneficiaries by Racial / Ethnic Category

| Housing-Non Housing | Race | Total Persons | Total Hispanic Persons | Total Households | Total Hispanic Households |
|---------------------|---|---------------|---------------------------|------------------|------------------------------|
| | | | | | |
| Housing | White | 0 | 0 | 2 | 0 |
| | Total Housing | 0 | 0 | 2 | 0 |
| Non Housing | White | 2,450 | 1,212 | 0 | 0 |
| | | 7,507 | 4,430 | 0 | 0 |
| | Black/African American | 366 | 0 | 0 | 0 |
| | | 995 | 51 | 0 | 0 |
| | Asian | 28 | 0 | 0 | 0 |
| | | 91 | 7 | 0 | 0 |
| | American Indian/Alaskan Native | 13 | 0 | 0 | 0 |
| | | 17 | 0 | 0 | 0 |
| | Native Hawaiian/Other Pacific Islander | 1 | 0 | 0 | 0 |
| | | 17 | 12 | 0 | 0 |
| | American Indian/Alaskan Native & White | 8 | 0 | 0 | 0 |
| | Amer. Indian/Alaskan Native & Black/African Amer. | 1 | 0 | 0 | 0 |
| | Other multi-racial | 84 | 0 | 0 | 0 |
| | | 753 | 566 | 0 | 0 |
| | Total Non Housing | 12,331 | 6,278 | 0 | 0 |
| Grand Total | White | 2,450 | 1,212 | 2 | 0 |
| | | 7,507 | 4,430 | 0 | 0 |
| | Black/African American | 366 | 0 | 0 | 0 |
| | | 995 | 51 | 0 | 0 |
| | Asian | 28 | 0 | 0 | 0 |
| | | 91 | 7 | 0 | 0 |
| | American Indian/Alaskan Native | 13 | 0 | 0 | 0 |
| | | 17 | 0 | 0 | 0 |
| | Native Hawaiian/Other Pacific Islander | 1 | 0 | 0 | 0 |
| | | 17 | 12 | 0 | 0 |
| | American Indian/Alaskan Native & White | 8 | 0 | 0 | 0 |
| | Amer. Indian/Alaskan Native & Black/African Amer. | 1 | 0 | 0 | 0 |
| | Other multi-racial | 84 | 0 | 0 | 0 |



BRAZORIA COUNTY

| Housing-Non Housing | Race | Total Persons | | Total Hispanic | |
|---------------------|--------------------------|---------------|------------------|----------------|------------|
| | | Total Persons | Total Households | Persons | Households |
| Grand Total | Other multi-racial | 753 | 0 | 566 | 0 |
| | Total Grand Total | 12,331 | 2 | 6,278 | 0 |



BRAZORIA COUNTY

CDBG Beneficiaries by Income Category

| | Income Levels | Owner Occupied | Renter Occupied | Persons |
|-------------|-----------------------|-----------------------|------------------------|----------------|
| Housing | Extremely Low (<=30%) | 0 | 0 | 0 |
| | Low (>30% and <=50%) | 1 | 0 | 0 |
| | Mod (>50% and <=80%) | 1 | 0 | 0 |
| | Total Low-Mod | 2 | 0 | 0 |
| | Non Low-Mod (>80%) | 0 | 0 | 0 |
| | Total Beneficiaries | 2 | 0 | 0 |
| Non Housing | Extremely Low (<=30%) | 0 | 0 | 1,495 |
| | Low (>30% and <=50%) | 0 | 0 | 473 |
| | Mod (>50% and <=80%) | 0 | 0 | 55 |
| | Total Low-Mod | 0 | 0 | 2,023 |
| | Non Low-Mod (>80%) | 0 | 0 | 303 |
| | Total Beneficiaries | 0 | 0 | 2,326 |

CDBG-PR54
Performance Profile



CDBG Community Development Block Grant Performance Profile

PR54 - BRAZORIA COUNTY, TX

Program Year From 10-01-2021 To 09-30-2022

Program Year 2021 Funds

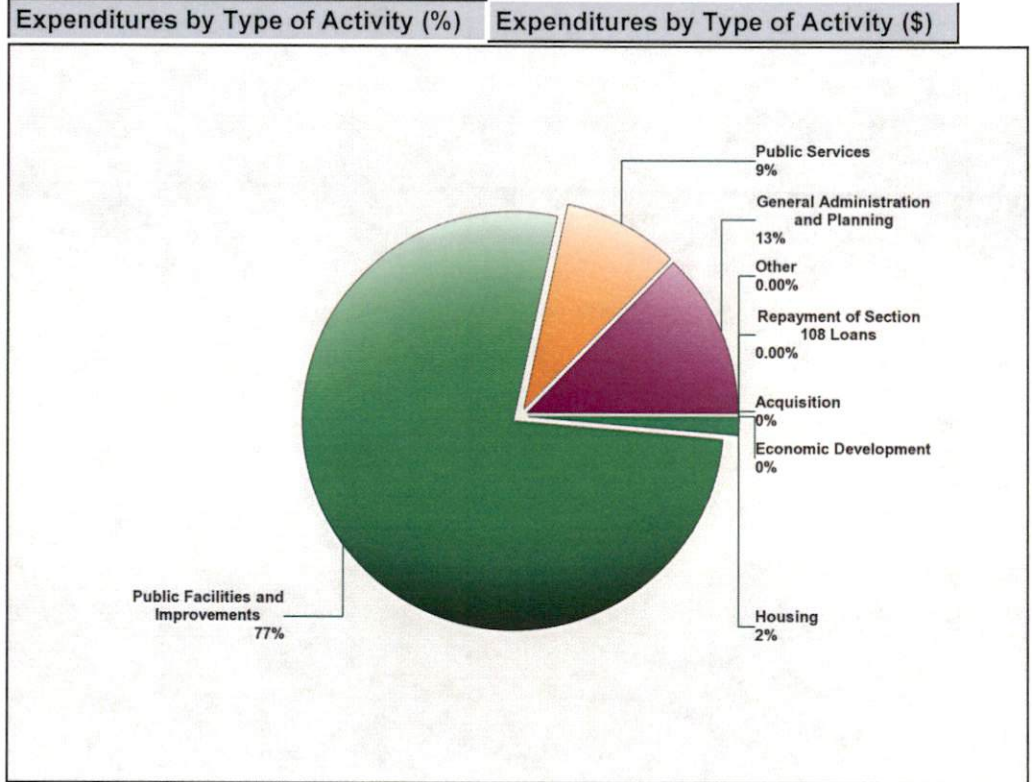
| | |
|--|-----------------------|
| 2021 CDBG Allocation | \$1,716,085.00 |
| Program Income Received During Program Year 2021 | \$0.00 |
| Funds Returned to Local Program Account During Program Year 2021 | \$2,917.11 |
| Total Available ¹ | \$1,719,002.11 |

Expenditures²

| Type of Activity | Expenditure | Percentage |
|-------------------------------------|-----------------------|----------------|
| Acquisition | \$0.00 | 0.00% |
| Economic Development | \$0.00 | 0.00% |
| Housing | \$32,435.10 | 1.51% |
| Public Facilities and Improvements | \$1,643,640.46 | 76.74% |
| Public Services | \$189,716.88 | 8.86% |
| General Administration and Planning | \$276,158.38 | 12.89% |
| Other | \$0.00 | 0.00% |
| Repayment of Section 108 Loans | \$0.00 | 0.00% |
| Total | \$2,141,950.82 | 100.00% |

Timeliness

Timeliness Ratio - unexpended funds as percent of 2021 allocation 0.68





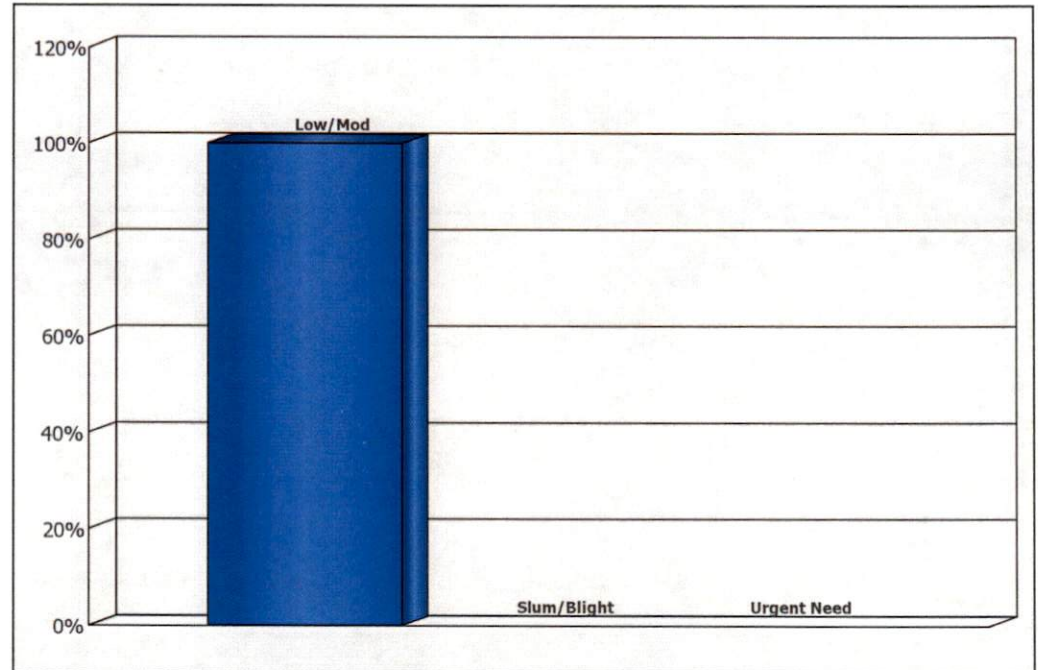
CDBG Community Development Block Grant Performance Profile

PR54 - BRAZORIA COUNTY, TX

Program Year From 10-01-2021 To 09-30-2022

Program Targeting

| | |
|--|---------|
| 1 -Percentage of Expenditures Assisting Low- and Moderate-Income Persons and Households Either Directly or On an Area Basis ³ | 100.00% |
| 2 -Percentage of Expenditures That Benefit Low/Mod Income Areas | 84.89% |
| 3 -Percentage of Expenditures That Aid in The Prevention or Elimination of Slum or Blight | 0.00% |
| 4 -Percentage of Expenditures Addressing Urgent Needs | 0.00% |
| 5 -Funds Expended in Neighborhood (Community For State) Revitalization Strategy Areas and by Community Development Financial Institution. | \$0.00 |
| 6 -Percentage of Funds Expended in Neighborhood (Community For State) Revitalization Strategy Areas and by Community Development Financial Institution | 0.00% |





CDBG Community Development Block Grant Performance Profile

PR54 - BRAZORIA COUNTY, TX

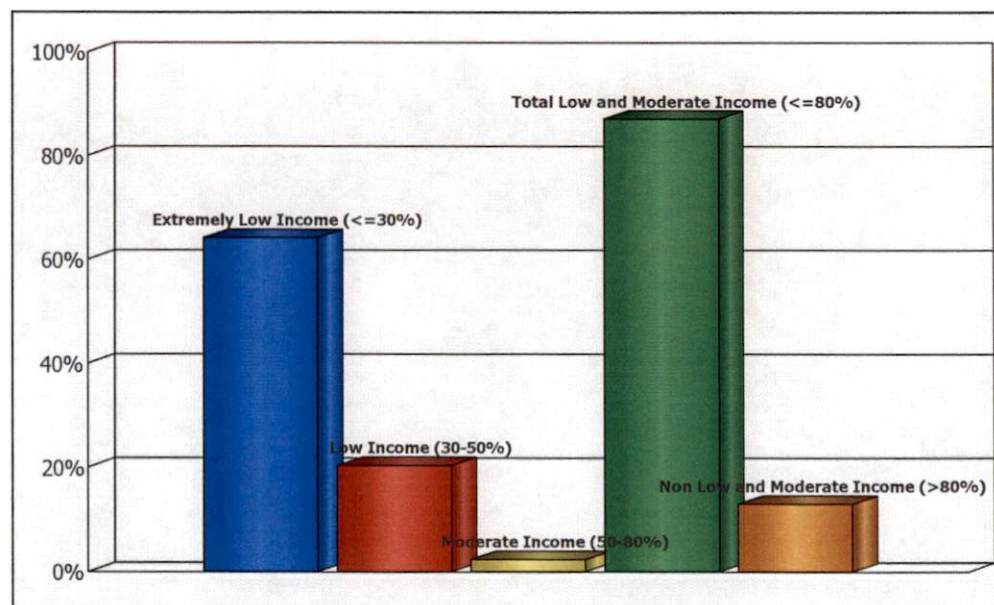
Program Year From 10-01-2021 To 09-30-2022

CDBG Beneficiaries by Racial/Ethnic Category⁴

| Race | Total | Hispanic |
|---|--------|----------|
| White | 82.52% | 100.00% |
| Black/African American | 14.39% | 0.00% |
| Asian | 0.13% | 0.00% |
| American Indian/Alaskan Native | 0.00% | 0.00% |
| Native Hawaiian/Other Pacific Islander | 0.04% | 0.00% |
| American Indian/Alaskan Native & White | 0.34% | 0.00% |
| Asian & White | 0.00% | 0.00% |
| Black/African American & White | 0.00% | 0.00% |
| Amer. Indian/Alaskan Native & Black/African Amer. | 0.04% | 0.00% |
| Other multi-racial | 2.53% | 0.00% |
| Asian/Pacific Islander (valid until 03-31-04) | 0.00% | 0.00% |
| Hispanic (valid until 03-31-04) | 0.00% | 0.00% |

Income of CDBG Beneficiaries

| Income Level | Percentage |
|---------------------------------------|------------|
| Extremely Low Income (<=30%) | 64.22% |
| Low Income (30-50%) | 20.36% |
| Moderate Income (50-80%) | 2.41% |
| Total Low and Moderate Income (<=80%) | 86.98% |
| Non Low and Moderate Income (>80%) | 13.02% |





CDBG Community Development Block Grant Performance Profile

PR54 - BRAZORIA COUNTY, TX

Program Year From 10-01-2021 To 09-30-2022

| Accomplishment | Number |
|---|---------------------|
| Actual Jobs Created or Retained | 0 |
| Households Receiving Housing Assistance | 2 |
| Persons Assisted Directly, Primarily By Public Services and Public Facilities | 2,326 |
| Persons for Whom Services and Facilities were Available | 21,719 ⁵ |
| Units Rehabilitated-Single Units | 2 |
| Units Rehabilitated-Multi Unit Housing | 0 |

Funds Leveraged for Activities Completed: \$5,052,422.08

Notes

1 Also, additional funds may have been available from prior years.

2 The return of grant funds is not reflected in these expenditures.

3 Derived by dividing annual expenditures for low-and moderate-income activities by the total expenditures for all activities (excluding planning and administration, except when State planning activities have a national objective) during the program year.

4 For entitlement communities, these data are only for those activities that directly benefit low- and moderate-income persons or households. They do not include data for activities that provide assistance to low- and moderate-income persons on an area basis, activities that aid in the prevention and elimination of slums and blight, and activities that address urgent needs. For states, these data are reported for all activities that benefit low- and moderate-income persons or households, aid in the prevention and elimination of slums and blight, and address urgent needs.

5 This number represents the total number of persons/households for whom services/facilities were available for [in many cases] multiple area benefit activities as reported by grantees. A service or facility meeting the national objective of benefiting low- and moderate-income persons on an area basis is available to all residents of the area served by the activity. If one or more activities had the same or overlapping service areas, the number of persons served by each activity was used to calculate the total number served; e.g., if two activities providing different services had the same service area, the number of persons in the service area would be counted twice; once for each activity.

HOME-PR22

Status of HOME Activities



U.S. Department of Housing and Urban Development
 Office of Community Planning and Development
 Integrated Disbursement and Information System

DATE: 11-14-22
 TIME: 14:05
 PAGE: 1

Status of Open Activities and Activities Completed/Cancelled in the Last Year Activities - Entitlement
 BRAZORIA COUNTY, TX

IDIS - PR22

Note:
 WAED - Written Agreement Execution Date
 IFD - Initial Funding Date

| Tenure Type | Activity Type | IDIS Activity | Activity Address | Activity Status | Status Date | Total Units | Home Units | Total HH Assisted | Commitment Date | Commitment Date Type | Committed Amount | Drawn Amount | PCT |
|-----------------|----------------|---------------|---|-----------------|-------------|-------------|------------|-------------------|-----------------|----------------------|------------------|--------------|---------|
| Homeowner Rehab | REHABILITATION | 1737 | 1030 County Road 312 , Brazoria TX, 77422 | Completed | 02/17/22 | 1 | 1 | N/A | 12/01/20 | WAED | \$207,905.88 | \$207,905.88 | 100.00% |
| Homeowner Rehab | REHABILITATION | 1738 | 901 W Miller St , Angleton TX, 77515 | Completed | 02/17/22 | 1 | 1 | N/A | 12/01/20 | WAED | \$150,189.23 | \$150,189.23 | 100.00% |
| Homeowner Rehab | REHABILITATION | 1754 | 1292 County Road 348 , Brazoria TX, 77422 | Completed | 02/17/22 | 1 | 1 | N/A | 05/13/21 | WAED | \$183,412.69 | \$183,412.69 | 100.00% |
| Homeowner Rehab | REHABILITATION | 1786 | 317 N Parrish St , Angleton TX, 77515 | Open | 09/28/22 | 0 | 0 | N/A | 03/03/22 | WAED | \$159,757.65 | \$94,906.50 | 59.41% |
| Homeowner Rehab | REHABILITATION | 1787 | 2293 County Road 58 , Rosharon TX, 77583 | Open | 11/01/22 | 1 | 1 | N/A | 03/01/22 | WAED | \$200,000.00 | \$163,441.50 | 81.72% |

ESG-PR91

Financial Summary



U.S. Department of Housing and Urban Development
 Office of Community Planning and Development
 Integrated Disbursement and Information System
 PR91 - ESG Financial Summary

DATE: 11-14-22
 TIME: 14:00
 PAGE: 1

BRAZORIA COUNTY, TX
 2020

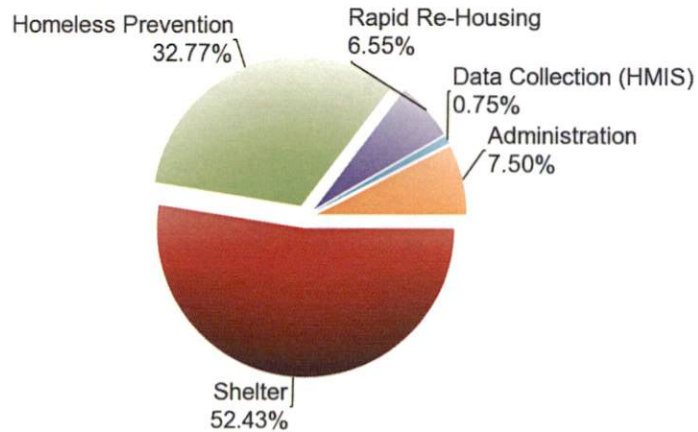
ESG Program Level Summary

| Grant Number | Total Grant Amount | Total Funds Committed | Total Funds Available to Commit | % of Grant Funds Not Committed | Grant Funds Drawn | % of Grant Funds Drawn | Available to Draw | % Remaining to Draw |
|--------------|--------------------|-----------------------|---------------------------------|--------------------------------|-------------------|------------------------|-------------------|---------------------|
| E20UC480005 | \$152,584.00 | \$152,584.00 | \$0.00 | 0.00% | \$152,584.00 | 100.00% | \$0.00 | 0.00% |

ESG Program Components

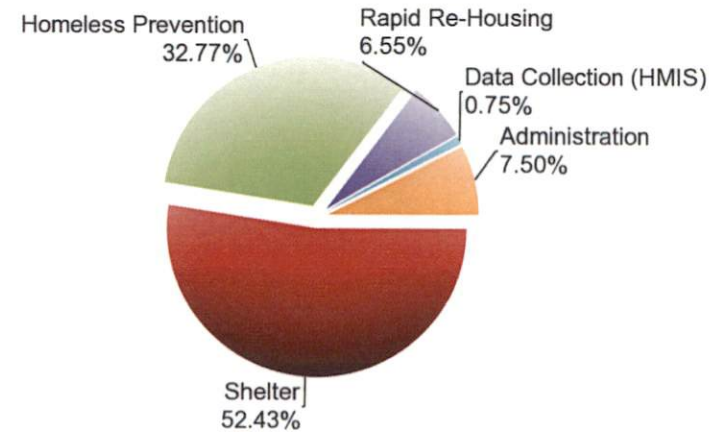
| Activity Type | Total Committed to Activities | % of Grant Committed | Drawn Amount | % of Grant Drawn |
|-------------------------|-------------------------------|----------------------|---------------------|------------------|
| Street Outreach | \$0.00 | 0.00% | \$0.00 | 0.00% |
| Shelter | \$80,000.00 | 52.43% | \$80,000.00 | 52.43% |
| Homeless Prevention | \$50,000.00 | 32.77% | \$50,000.00 | 32.77% |
| Rapid Re-Housing | \$10,000.00 | 6.55% | \$10,000.00 | 6.55% |
| Data Collection (HMIS) | \$1,140.20 | 0.75% | \$1,140.20 | 0.75% |
| Administration | \$11,443.80 | 7.50% | \$11,443.80 | 7.50% |
| Funds Not Committed | \$0.00 | 0.00% | \$0.00 | 0.00% |
| Funds Remaining to Draw | \$0.00 | 0.00% | \$0.00 | 0.00% |
| Total | \$152,584.00 | 100.00% | \$152,584.00 | 100.00% |

Funds Committed



- Street Outreach
- Shelter
- Homeless Prevention
- Rapid Re-Housing
- Data Collection (HMIS)
- Administration
- Funds Not Committed
- Funds Remaining to Draw

Funds Drawn



- Street Outreach
- Shelter
- Homeless Prevention
- Rapid Re-Housing
- Data Collection (HMIS)
- Administration
- Funds Not Committed
- Funds Remaining to Draw



U.S. Department of Housing and Urban Development
 Office of Community Planning and Development
 Integrated Disbursement and Information System
 PR91 - ESG Financial Summary

DATE: 11-14-22
 TIME: 14:00
 PAGE: 2

BRAZORIA COUNTY, TX
 2020

24-Month Grant Expenditure Deadline

All of the recipient's grant must be expended for eligible activity costs within 24 months after the date HUD signs the grant agreement with the recipient. Expenditure means either an actual cash disbursement for a direct charge for a good or service or an indirect cost or the accrual of a direct charge for a good or service or an indirect cost. This report uses draws in IDIS to measure expenditures. HUD allocated Fiscal Year 2011 ESG funds in two allocations. For FY2011, this Obligation Date is the date of the first allocation. This report does not list the Obligation Date, does not calculate the Expenditure Deadline, and does not track the Days Remaining for the FY 2011 second allocation.

Grant Amount: \$152,584.00

| Grant Number | Draws to Date | HUD Obligation Date | Expenditure Deadline | Days Remaining to Meet Requirement Date | Expenditures Required |
|--------------|---------------|---------------------|----------------------|---|-----------------------|
| E20UC480005 | \$152,584.00 | 09/04/2020 | 09/04/2022 | (70) | \$0.00 |

60% Cap on Emergency Shelter and Street Outreach

The cap refers to the total amount of the recipient's fiscal year grant, allowed for emergency shelter and street outreach activities, is capped at 60 percent. This amount cannot exceed the greater of: (1) 60% of the overall grant for the year; or, (2) the amount of Fiscal Year 2010 ESG funds committed for homeless assistance activities. (Note: the HESG-CV grants are currently exempt from the 60% funding cap restrictions.)

| Amount Committed to Shelter | Amount Committed to Street Outreach | Total Amount Committed to Shelter and Street Outreach | % Committed to Shelter and Street Outreach | 2010 Funds Committed to Homeless Assistance Activities | Total Drawn for Shelter and Street Outreach | % Drawn for Shelter and Street Outreach |
|-----------------------------|-------------------------------------|---|--|--|---|---|
| \$80,000.00 | \$0.00 | \$80,000.00 | 52.43% | | \$80,000.00 | 52.43% |

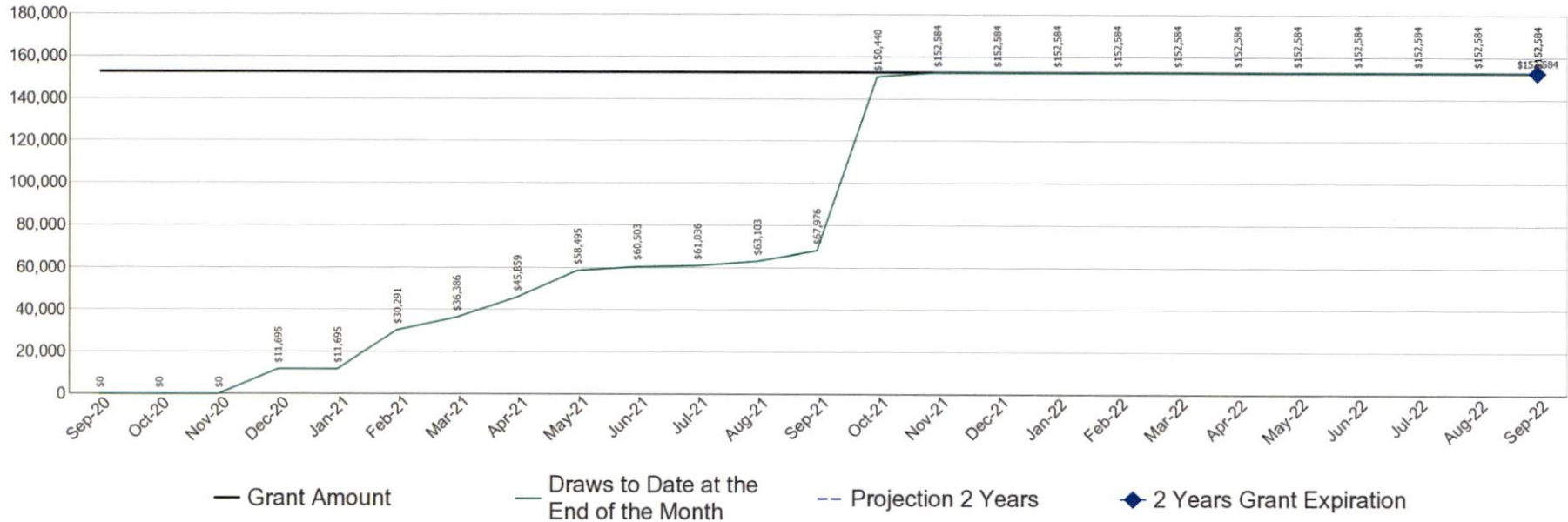


BRAZORIA COUNTY, TX
 2020

ESG Draws By Month (at the total grant level):

Grant Amount: 152,584.00

Drawn to Date at End of Month



ESG Draws By Quarter (at the total grant level):

| Quarter End Date | Draws for the Quarter | Draws to Date at the End of the Quarter | % Drawn for the Quarter | % Drawn to Date at End of Quarter |
|------------------|-----------------------|---|-------------------------|-----------------------------------|
| 09/30/2020 | \$0.00 | \$0.00 | 0.00% | 0.00% |
| 12/31/2020 | \$11,694.53 | \$11,694.53 | 7.66% | 7.66% |
| 03/31/2021 | \$24,691.73 | \$36,386.26 | 16.18% | 23.85% |
| 06/30/2021 | \$24,116.62 | \$60,502.88 | 15.81% | 39.65% |
| 09/30/2021 | \$7,473.45 | \$67,976.33 | 4.90% | 44.55% |
| 12/31/2021 | \$84,607.67 | \$152,584.00 | 55.45% | 100.00% |
| 03/31/2022 | \$0.00 | \$152,584.00 | 0.00% | 100.00% |
| 06/30/2022 | \$0.00 | \$152,584.00 | 0.00% | 100.00% |
| 09/30/2022 | \$0.00 | \$152,584.00 | 0.00% | 100.00% |



U.S. Department of Housing and Urban Development
 Office of Community Planning and Development
 Integrated Disbursement and Information System
 PR91 - ESG Financial Summary

DATE: 11-14-22
 TIME: 14:00
 PAGE: 4

BRAZORIA COUNTY, TX
 2020

ESG Subrecipient Commitments and Draws by Activity Category :

| Subrecipient | Activity Type | Committed | Drawn |
|-----------------|----------------------------------|--------------|--------------|
| BRAZORIA COUNTY | Shelter | \$80,000.00 | \$80,000.00 |
| | Homeless Prevention | \$50,000.00 | \$50,000.00 |
| | Rapid Re-Housing | \$10,000.00 | \$10,000.00 |
| | Data Collection (HMIS) | \$1,140.20 | \$1,140.20 |
| | Administration | \$11,443.80 | \$11,443.80 |
| | Total | \$152,584.00 | \$152,584.00 |
| | Total Remaining to be Drawn | \$0.00 | \$0.00 |
| | Percentage Remaining to be Drawn | \$0.00 | 0.00% |



U.S. Department of Housing and Urban Development
Office of Community Planning and Development
Integrated Disbursement and Information System
PR91 - ESG Financial Summary

DATE: 11-14-22
TIME: 14:00
PAGE: 5

BRAZORIA COUNTY, TX
2020

ESG Subrecipients by Activity Category

| Activity Type | Subecipient |
|------------------------|--------------------|
| Shelter | BRAZORIA COUNTY |
| Homeless Prevention | BRAZORIA COUNTY |
| Rapid Re-Housing | BRAZORIA COUNTY |
| Data Collection (HMIS) | BRAZORIA COUNTY |
| Administration | BRAZORIA COUNTY |



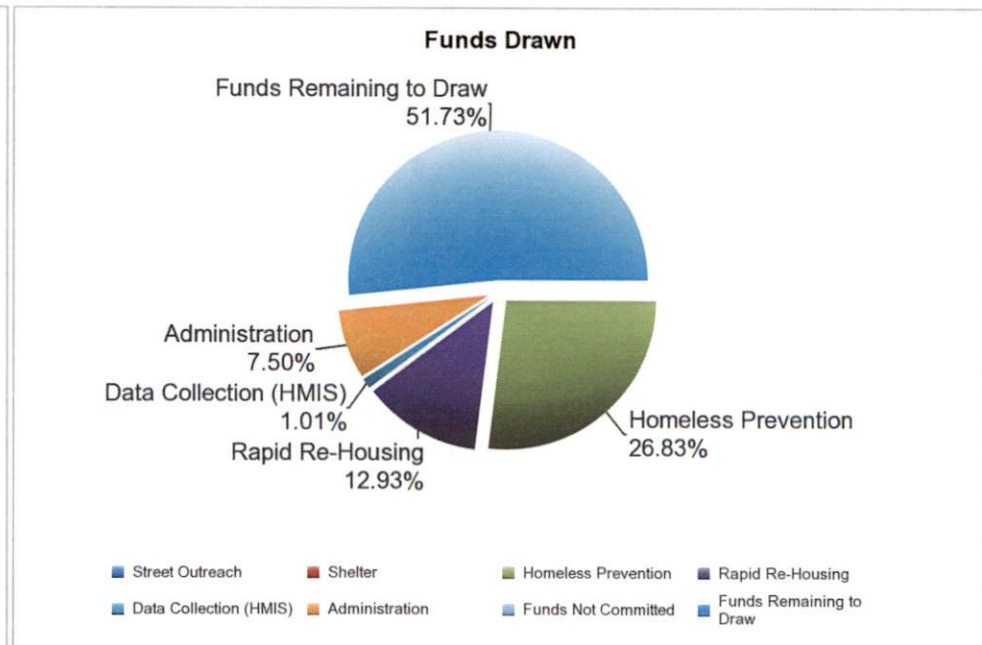
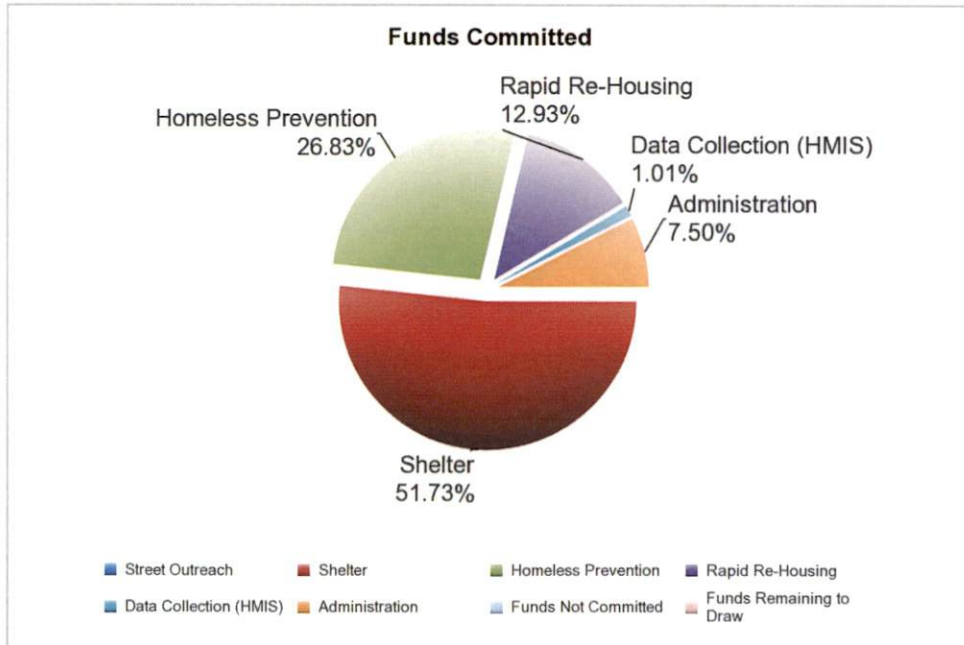
BRAZORIA COUNTY, TX
 2021

ESG Program Level Summary

| Grant Number | Total Grant Amount | Total Funds Committed | Total Funds Available to Commit | % of Grant Funds Not Committed | Grant Funds Drawn | % of Grant Funds Drawn | Available to Draw | % Remaining to Draw |
|--------------|--------------------|-----------------------|---------------------------------|--------------------------------|-------------------|------------------------|-------------------|---------------------|
| E21UC480005 | \$154,660.00 | \$154,660.00 | \$0.00 | 0.00% | \$74,660.00 | 48.27% | \$80,000.00 | 51.73% |

ESG Program Components

| Activity Type | Total Committed to Activities | % of Grant Committed | Drawn Amount | % of Grant Drawn |
|-------------------------|-------------------------------|----------------------|---------------------|------------------|
| Street Outreach | \$0.00 | 0.00% | \$0.00 | 0.00% |
| Shelter | \$80,000.00 | 51.73% | \$0.00 | 0.00% |
| Homeless Prevention | \$41,500.00 | 26.83% | \$41,500.00 | 26.83% |
| Rapid Re-Housing | \$20,000.00 | 12.93% | \$20,000.00 | 12.93% |
| Data Collection (HMIS) | \$1,560.50 | 1.01% | \$1,560.50 | 1.01% |
| Administration | \$11,599.50 | 7.50% | \$11,599.50 | 7.50% |
| Funds Not Committed | \$0.00 | 0.00% | \$0.00 | 0.00% |
| Funds Remaining to Draw | \$0.00 | 0.00% | \$80,000.00 | 51.73% |
| Total | \$154,660.00 | 100.00% | \$154,660.00 | 100.00% |





BRAZORIA COUNTY, TX
 2021

24-Month Grant Expenditure Deadline

All of the recipient's grant must be expended for eligible activity costs within 24 months after the date HUD signs the grant agreement with the recipient. Expenditure means either an actual cash disbursement for a direct charge for a good or service or an indirect cost or the accrual of a direct charge for a good or service or an indirect cost. This report uses draws in IDIS to measure expenditures. HUD allocated Fiscal Year 2011 ESG funds in two allocations. For FY2011, this Obligation Date is the date of the first allocation. This report does not list the Obligation Date, does not calculate the Expenditure Deadline, and does not track the Days Remaining for the FY 2011 second allocation.

Grant Amount: \$154,660.00

| Grant Number | Draws to Date | HUD Obligation Date | Expenditure Deadline | Days Remaining to Meet Requirement Date | Expenditures Required |
|--------------|---------------|---------------------|----------------------|---|-----------------------|
| E21UC480005 | \$74,660.00 | 09/15/2021 | 09/15/2023 | 306 | \$80,000.00 |

60% Cap on Emergency Shelter and Street Outreach

The cap refers to the total amount of the recipient's fiscal year grant, allowed for emergency shelter and street outreach activities, is capped at 60 percent. This amount cannot exceed the greater of: (1) 60% of the overall grant for the year; or, (2) the amount of Fiscal Year 2010 ESG funds committed for homeless assistance activities. (Note: the HESG-CV grants are currently exempt from the 60% funding cap restrictions.)

| Amount Committed to Shelter | Amount Committed to Street Outreach | Total Amount Committed to Shelter and Street Outreach | % Committed to Shelter and Street Outreach | 2010 Funds Committed to Homeless Assistance Activities | Total Drawn for Shelter and Street Outreach | % Drawn for Shelter and Street Outreach |
|-----------------------------|-------------------------------------|---|--|--|---|---|
| \$80,000.00 | \$0.00 | \$80,000.00 | 51.73% | | \$0.00 | 0.00% |

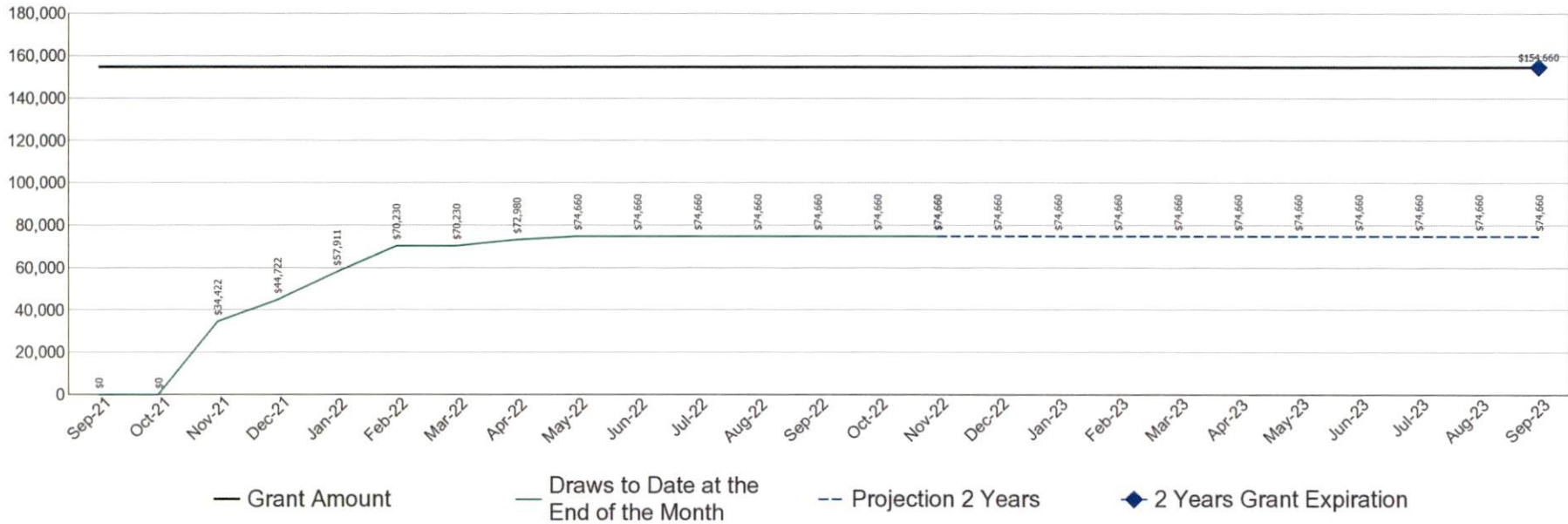


BRAZORIA COUNTY, TX
 2021

ESG Draws By Month (at the total grant level):

Grant Amount: 154,660.00

Drawn to Date at End of Month



ESG Draws By Quarter (at the total grant level):

| Quarter End Date | Draws for the Quarter | Draws to Date at the End of the Quarter | % Drawn for the Quarter | % Drawn to Date at End of Quarter |
|------------------|-----------------------|---|-------------------------|-----------------------------------|
| 09/30/2021 | \$0.00 | \$0.00 | 0.00% | 0.00% |
| 12/31/2021 | \$44,721.96 | \$44,721.96 | 28.92% | 28.92% |
| 03/31/2022 | \$25,508.49 | \$70,230.45 | 16.49% | 45.41% |
| 06/30/2022 | \$4,429.55 | \$74,660.00 | 2.86% | 48.27% |
| 09/30/2022 | \$0.00 | \$74,660.00 | 0.00% | 48.27% |
| 12/31/2022 | \$0.00 | \$74,660.00 | 0.00% | 48.27% |



U.S. Department of Housing and Urban Development
Office of Community Planning and Development
Integrated Disbursement and Information System
PR91 - ESG Financial Summary

DATE: 11-14-22
TIME: 14:00
PAGE: 9

BRAZORIA COUNTY, TX
2021

ESG Subrecipient Commitments and Draws by Activity Category :

| Subrecipient | Activity Type | Committed | Drawn |
|-----------------|----------------------------------|--------------|-------------|
| BRAZORIA COUNTY | Shelter | \$80,000.00 | \$0.00 |
| | Homeless Prevention | \$41,500.00 | \$41,500.00 |
| | Rapid Re-Housing | \$20,000.00 | \$20,000.00 |
| | Data Collection (HMIS) | \$1,560.50 | \$1,560.50 |
| | Administration | \$11,599.50 | \$11,599.50 |
| | Total | \$154,660.00 | \$74,660.00 |
| | Total Remaining to be Drawn | \$0.00 | \$80,000.00 |
| | Percentage Remaining to be Drawn | \$0.00 | 51.73% |



U.S. Department of Housing and Urban Development
Office of Community Planning and Development
Integrated Disbursement and Information System
PR91 - ESG Financial Summary

DATE: 11-14-22
TIME: 14:00
PAGE: 10

BRAZORIA COUNTY, TX
2021

ESG Subrecipients by Activity Category

| Activity Type | Subrecipient |
|------------------------|---------------------|
| Shelter | BRAZORIA COUNTY |
| Homeless Prevention | BRAZORIA COUNTY |
| Rapid Re-Housing | BRAZORIA COUNTY |
| Data Collection (HMIS) | BRAZORIA COUNTY |
| Administration | BRAZORIA COUNTY |

Section 3 Report



Section 3 Report
Grantee: BRAZORIA COUNTY

REPORT FOR CPD PROGRAM CDBG, HOME, HESG
 PGM YR

| Section 3 Total By Program | | CDBG |
|--|--|--------|
| Total Number of Activities | | 7 |
| Total Labor Hours | | 14,195 |
| Section 3 Worker Hours | | 7,423 |
| Targeted Section 3 Worker Hours | | 0 |
| Qualitative Efforts | | |
| A Outreach efforts to generate job applicants who are Public Housing Targeted Workers | | 0 |
| B Outreach efforts to generate job applicants who are Other Funding Targeted Workers | | 5 |
| C Direct, on-the job training (including apprenticeships) | | 0 |
| D Indirect training such as arranging for, contracting for, or paying tuition for, off-site training | | 0 |
| E Technical assistance to help Section 3 workers compete for jobs (e.g., resume assistance, coaching) | | 0 |
| F Outreach efforts to identify and secure bids from Section 3 business concerns | | 7 |
| G Technical assistance to help Section 3 business concerns understand and bid on contracts | | 0 |
| H Division of contracts into smaller jobs to facilitate participation by Section 3 business concerns | | 0 |
| I Provided or connected residents with assistance in seeking employment including: drafting resumes, preparing for interviews, finding job opportunities, connecting residents to job placement services | | 0 |
| J Held one or more job fairs | | 0 |
| K Provided or connected residents with supportive services that can provide direct services or referrals | | 0 |
| L Provided or connected residents with supportive services that provide one or more of the following: work readiness health screenings, interview clothing, uniforms, test fees, transportation | | 0 |
| M Assisted residents with finding child care | | 0 |
| N Assisted residents to apply for/ or attend community college or a four year educational institution | | 5 |
| O Assisted residents to apply for or attend vocational/technical training | | 5 |
| P Assisted residents to obtain financial literacy training and/or coaching | | 5 |
| Q Bonding assistance, guaranties, or other efforts to support viable bids from Section 3 business concerns | | 0 |
| R Provided or connected residents with training on computer use or online technologies | | 0 |
| S Promoting the use of a business registry designed to create opportunities for disadvantaged and small businesses | | 0 |
| T Outreach, engagement, or referrals with the state one-stop system, as designed in Section 121(e)(2) of the Workforce Innovation and Opportunity Act | | 0 |
| U Other | | 0 |

HOME Match Log

BRAZORIA COUNTY HOME PROGRAM MATCH REQUIREMENTS

| PY | FY | Total Grant | Less Admin. | CHDO Deobligations | Program Income*** | Adj. Grant | Prior Yr Expenditures | Current Yr Expenditures | 25% Match Liability | Matching Funds | Current Year Carry Over | |
|------|------|--|----------------|--------------------|-------------------|---------------|-----------------------|-------------------------|---------------------|----------------|-------------------------|--|
| 1996 | | \$ 500,000.00 | \$ (25,000.00) | | | \$ 475,000.00 | \$ 475,000.00 | | \$ 118,750.00 | | | |
| 1997 | | \$ 436,000.00 | \$ (30,000.00) | | | \$ 406,000.00 | \$ 406,000.00 | | \$ 101,500.00 | \$ 429,972.59 | | |
| 1998 | | \$ 458,000.00 | \$ (27,500.00) | \$ (66,054.68) | | \$ 364,445.32 | \$ 361,799.95 | | \$ 90,449.99 | | | |
| 1999 | | \$ 516,000.00 | \$ (34,109.03) | \$ (77,400.00) | | \$ 404,490.97 | \$ 404,490.97 | | \$ 101,122.74 | | | |
| 2000 | | \$ 559,000.00 | \$ (30,000.00) | \$ (89,042.32) | | \$ 439,957.68 | \$ 445,150.00 | | \$ 111,287.50 | \$ 73,127.21 | | |
| 2001 | | \$ 624,000.00 | \$ (55,400.00) | \$ (93,600.00) | | \$ 475,000.00 | \$ 475,000.00 | | \$ 118,750.00 | \$ 354,640.98 | | |
| 2002 | | \$ 620,000.00 | \$ (50,000.00) | \$ (93,000.00) | \$ 50,472.68 | \$ 477,000.00 | \$ 477,000.00 | | \$ 119,250.00 | \$ 461,870.58 | | |
| 2003 | | \$ 738,585.00 | \$ (62,810.00) | \$ (110,787.75) | \$ 16,500.00 | \$ 564,987.25 | \$ 564,987.25 | | \$ 141,246.81 | \$ - | | |
| 2004 | | \$ 823,814.00 | \$ (49,783.00) | \$ (110,255.85) | \$ 30,825.30 | \$ 663,775.15 | \$ 476,317.67 | | \$ 119,079.42 | \$ 319,148.37 | \$ 617,323.27 | |
| | 2006 | Match waived for FY2006 (Katrina/Rita) See Letter dated 3/3/06 | | | | | | \$ 120,770.58 | | | NO match required | |
| | 2007 | Match waived for FY2007 (Katrina/Rita) See Letter dated 3/3/06 | | | | | | \$ 66,686.90 | | | NO match required | |
| 2005 | | \$ 730,638.00 | \$ (62,751.00) | \$ (98,684.15) | \$ 18,150.00 | \$ 569,202.85 | | | \$ - | \$ 207,320.33 | \$ 824,643.60 | |
| | 2006 | Match waived for FY2006 (Katrina/Rita) See Letter dated 3/3/06 | | | | | | \$ 378,862.38 | | | NO match required | |
| | 2007 | Match waived for FY2007 (Katrina/Rita) See Letter dated 3/3/06 | | | | | | \$ 168,475.32 | | | NO match required | |
| | 2008 | Match waived for FY2008 (IKE) See Letter dated 3/13/09 | | | | | | \$ 15,063.75 | | | NO match required | |
| 2006 | | \$ 677,964.00 | \$ (56,462.00) | \$ (99,638.85) | \$ 15,102.15 | \$ 521,863.15 | | | \$ - | \$ 173,688.10 | \$ 998,331.70 | |
| | 2007 | Match waived for FY2007 (Katrina/Rita) See Letter dated 3/3/06 | | | | | | \$ 465,815.50 | | \$ - | NO match required | |
| | 2008 | Match waived for FY2008 (IKE) See Letter dated 3/13/09 | | | | | | \$ 40,945.50 | | | | |
| | 2009 | Match waived for FY2008 (IKE) See Letter dated 3/13/09 | | | | | | \$ 15,102.15 | | | | |
| 2007 | | \$ 607,626.00 | \$ (50,621.00) | \$ (89,331.30) | \$ 25,420.00 | \$ 467,673.70 | \$ 8,933.20 | | \$ 2,233.30 | \$ 106,635.88 | \$ 1,102,734.28 | |
| | 2008 | Match waived for FY2008 (IKE) See Letter dated 3/13/09 | | | | | | \$ 120,280.86 | | \$ - | NO match required | |
| | 2009 | Match waived for FY2008 (IKE) See Letter dated 3/13/09 | | | | | | \$ 338,459.64 | | | NO match required | |
| 2008 | | \$ 581,020.00 | \$ - | \$ (86,420.55) | \$ 5,000.00 | \$ 494,599.45 | \$ 152,475.78 | | \$ 38,118.95 | \$ 243,460.95 | \$ 1,308,076.28 | |
| | 2009 | Match waived for FY2008 (IKE) See Letter dated 3/13/09 | | | | | | \$ 342,123.67 | | | NO match required | |
| 2009 | 2010 | \$ 640,026.00 | \$ (64,002.60) | \$ (96,003.90) | \$ 150.00 | \$ 480,019.50 | \$ 480,019.50 | | \$ 120,004.88 | \$ 29,987.78 | \$ 1,218,059.19 | |
| 2010 | 2011 | \$ 704,582.00 | \$ - | \$ (105,687.30) | \$ 20,647.02 | \$ 598,894.70 | \$ 598,894.70 | | \$ 149,723.68 | \$ 20,383.96 | \$ 1,088,719.47 | |
| 2011 | 2012 | \$ 621,460.00 | \$ (62,146.00) | \$ (93,219.00) | \$ - | \$ 466,095.00 | \$ 466,095.00 | | \$ 116,523.75 | \$ 292,054.05 | \$ 1,264,249.77 | |

BRAZORIA COUNTY HOME PROGRAM MATCH REQUIREMENTS

| PY | FY | Total Grant | Less Admin. | CHDO Deobligations | Program Income*** | Adj. Grant | Prior Yr Expenditures | Current Yr Expenditures | 25% Match Liability | Matching Funds | Current Year Carry Over | |
|---------|------|--|----------------|--------------------|-------------------|---------------|-----------------------|-------------------------|---------------------|----------------|--------------------------|--|
| 2012 | 2013 | \$ 437,882.00 | \$ (43,788.20) | \$ (65,682.30) | \$ 59,796.19 | \$ 328,411.50 | \$ 328,411.50 | | \$ 82,102.88 | \$ 308,336.69 | \$ 1,490,483.58 | |
| 2013 | 2014 | \$ 386,205.00 | \$ (38,620.50) | \$ (57,930.75) | \$ 64,904.75 | \$ 289,653.75 | \$ 289,653.75 | | \$ 72,413.44 | \$ 254,300.32 | \$ 1,672,370.47 | |
| 2014 | 2015 | \$ 415,779.00 | \$ (41,577.90) | \$ (62,366.85) | \$ 20,000.00 | \$ 311,834.25 | \$ 297,660.13 | \$ - | \$ 74,415.03 | \$ 18,985.52 | \$ 1,616,940.95 | |
| | 2017 | Match waived for FY2017 (Harvey) See email dated 10/XX/17 | | | | | \$ 14,174.12 | | | | NO match required | |
| 2015 | 2016 | \$ 366,441.00 | \$ (36,644.10) | | \$ 2,000.00 | \$ 329,796.90 | \$ 43,614.80 | | \$ 10,903.70 | \$ 268,642.85 | \$ 1,874,680.10 | |
| | 2017 | Match waived for FY2017 (Harvey) See email dated 10/XX/17 | | | | | \$ 231,215.95 | | | | NO match required | |
| 2016 | 2017 | \$ 377,226.00 | \$ (45,222.60) | \$ - | \$ 75,292.99 | \$ 332,003.40 | \$ 50,022.08 | | \$ 12,505.52 | \$ 33,136.27 | \$ 1,895,310.86 | |
| | 2017 | Match waived for FY2017 (Harvey) See email dated 10/03/17 | | | | | \$ 170,448.86 | | \$ - | | NO match required | |
| | 2018 | Match waived for FY2018 (Harvey) See email dated 10/03/17 | | | | | \$ 111,532.46 | \$ - | \$ - | | NO match required | |
| 2017 | 2018 | \$ 372,940.00 | \$ (44,794.00) | | \$ 50,098.50 | \$ 328,146.00 | \$ 311,833.92 | | \$ 77,958.48 | \$ 9,771.78 | \$ 1,617,401.57 | |
| | 2018 | Match waived for FY2018 (Harvey) See email dated 10/3/17 | | | | | \$ 16,312.08 | | \$ - | | NO match required | |
| PY 2018 | 2019 | \$ 552,808.00 | \$ (55,280.80) | | \$ 196,741.99 | \$ 497,527.20 | \$ 159,585.52 | | \$ 39,896.38 | \$ 35,560.60 | \$ 1,822,788.38 | |
| | 2020 | Match waived for FY2020 (COVID) See match waiver - November 2020 | | | | | \$ 108,707.90 | | | | NO match required | |
| | 2021 | Match waived for FY2021 (COVID) See match waiver - November 2020 | | | | | \$ 229,233.78 | | | | NO match required | |

BRAZORIA COUNTY HOME PROGRAM MATCH REQUIREMENTS

| PY | FY | Total Grant | Less Admin. | CHDO Deobligations | Program Income*** | Adj. Grant | Prior Yr Expenditures | Current Yr Expenditures | 25% Match Liability | Matching Funds | Current Year Carry Over | |
|---------|---------|--|----------------|--------------------|-------------------|---------------|-----------------------|-------------------------|---------------------|----------------|-------------------------|--|
| PY 2019 | | \$ 478,237.00 | \$ (58,359.25) | | \$ 49,814.15 | \$ 419,877.75 | | \$ 88,437.16 | \$ 22,109.29 | \$ 729,384.74 | \$ 2,530,063.82 | |
| | FY 2020 | Match waived for FY2020 (COVID) See match waiver - November 2020 | | | | | | \$ 40,647.92 | | | NO match required | |
| | FY 2021 | Match waived for FY2021 (COVID) See match waiver - November 2020 | | | | | | \$ 290,792.67 | | | NO match required | |
| PY 2020 | | \$ 527,916.00 | \$ (52,791.60) | | \$ 109,140.35 | \$ 475,124.40 | | \$ 395,937.00 | \$ 98,984.25 | \$ 40,895.42 | \$ 2,471,974.99 | |
| | FY 2021 | Match waived for FY2021 (COVID) See match waiver - November 2020 | | | | | | \$ 79,187.40 | | | NO match required | |
| PY 2021 | FY 2022 | \$ 517,255.00 | \$ (51,725.50) | | | \$ 465,529.50 | \$ - | \$ 280,492.57 | \$ 70,123.14 | \$ 50,762.17 | \$ 1,627,970.42 | |
| | | | | | | | | | \$ - | | | |

\$ 10,637,785.11 \$ 764,866.73 \$ 2,009,453.11 \$ 4,462,067.13

\$ 191,216.68 **MATCH CARRYOVER \$ 2,452,614.02**

***Program income is not used in the calculation of match

**Current Expenditures does not include Admin. Use the current exp in KM minus Program Income and Admin

Harvey waiver - Expenditures from 10/1/16 through 9/30/18

ESG Expenditure Report

ESG Expenditure Report

| | | | | | |
|---------------|--------------------------------------|--|-------------------------|---------------|----------------------------------|
| Grantee | Brazoria County | | Grant Amount | \$ 154,660.00 | |
| Grant # | E-21-UC-480004 | | Cumulative Expenditures | \$ 74,660.00 | |
| Report Period | October 1, 2021 - September 30, 2022 | | Unexpended Balance | \$ 80,000.00 | % Administration (7.5% cap) 7.5% |

| IDIS Project # | Project Name | Rehabilitation | | Rapid Re-Housing | | Homeless Prevention | | HMIS | | Administration | |
|----------------|-------------------------------|----------------|------------|------------------|--------------|---------------------|--------------|-------------|-------------|----------------|--------------|
| | | This Year | Cumulative | This Year | Cumulative | This Year | Cumulative | This Year | Cumulative | This Year | Cumulative |
| | | | \$ - | | \$ - | | \$ - | | \$ - | | \$ - |
| | Salvation Army Shelter | | \$ - | | \$ - | | \$ - | | \$ - | | \$ - |
| | | | \$ - | | \$ - | | \$ - | | \$ - | | \$ - |
| | | | \$ - | | \$ - | | \$ - | | \$ - | | \$ - |
| | Brazoria County Welfare - RRH | | \$ - | \$ 20,000.00 | \$ 20,000.00 | | \$ - | | \$ - | | \$ - |
| | Brazoria County Welfare - HP | | \$ - | | \$ - | \$ 41,500.00 | \$ 41,500.00 | | \$ - | | \$ - |
| | | | \$ - | | \$ - | | \$ - | | \$ - | | \$ - |
| | HMIS | | \$ - | | \$ - | | \$ - | \$ 1,560.50 | \$ 1,560.50 | | \$ - |
| | | | \$ - | | \$ - | | \$ - | | \$ - | | \$ - |
| | General Admin | | \$ - | | \$ - | | \$ - | | \$ - | \$ 11,599.50 | \$ 11,599.50 |
| | | | \$ - | | \$ - | | \$ - | | \$ - | | \$ - |
| | | | \$ - | | \$ - | | \$ - | | \$ - | | \$ - |
| | | | \$ - | | \$ - | | \$ - | | \$ - | | \$ - |
| | | | \$ - | | \$ - | | \$ - | | \$ - | | \$ - |
| | | | \$ - | | \$ - | | \$ - | | \$ - | | \$ - |
| | | | \$ - | | \$ - | | \$ - | | \$ - | | \$ - |
| Totals | | \$ - | \$ - | \$ 20,000.00 | \$ 20,000.00 | \$ 41,500.00 | \$ 41,500.00 | \$ 1,560.50 | \$ 1,560.50 | \$ 11,599.50 | \$ 11,599.50 |

Comments:

ESG Expenditure Report

| Grantee | Brazoria County | | Grant Amount | \$ 152,584.00 | | | | | | | |
|----------------|--------------------------------------|----------------|-------------------------|------------------|-----------------------------|---------------------|--------------|-----------|-------------|----------------|--------------|
| Grant # | E-20-UC-480004 | | Cumulative Expenditures | \$ 152,584.00 | | | | | | | |
| Report Period | October 1, 2021 - September 30, 2022 | | Unexpended Balance | \$ - | % Administration (7.5% cap) | 7.5% | | | | | |
| IDIS Project # | Project Name | Rehabilitation | | Rapid Re-Housing | | Homeless Prevention | | HMIS | | Administration | |
| | | This Year | Cumulative | This Year | Cumulative | This Year | Cumulative | This Year | Cumulative | This Year | Cumulative |
| 0 | | 0 | \$ - | | \$ - | | \$ - | | \$ - | | \$ - |
| 1739 | Salvation Army Shelter | | \$ 80,000.00 | | \$ - | | \$ - | | \$ - | | \$ - |
| 0 | | 0 | \$ - | | \$ - | | \$ - | | \$ - | | \$ - |
| 0 | | 0 | \$ - | | \$ - | | \$ - | | \$ - | | \$ - |
| 0 | Brazoria County Welfare - HP | | \$ - | | \$ - | | \$ 50,000.00 | | \$ - | | \$ - |
| 0 | Brazoria County Welfare - RH | | \$ - | | \$ 10,000.00 | | \$ - | | \$ - | | \$ - |
| 0 | | 0 | \$ - | | \$ - | | \$ - | | \$ - | | \$ - |
| 0 | HMIS | | \$ - | | \$ - | | \$ - | | \$ 1,140.20 | | \$ - |
| 0 | | 0 | \$ - | | \$ - | | \$ - | | \$ - | | \$ - |
| 0 | General Admin | | \$ - | | \$ - | | \$ - | | \$ - | \$ 2,143.86 | \$ 11,443.80 |
| 0 | | 0 | \$ - | | \$ - | | \$ - | | \$ - | | \$ - |
| 0 | | 0 | \$ - | | \$ - | | \$ - | | \$ - | | \$ - |
| 0 | | 0 | \$ - | | \$ - | | \$ - | | \$ - | | \$ - |
| 0 | | 0 | \$ - | | \$ - | | \$ - | | \$ - | | \$ - |
| 0 | | 0 | \$ - | | \$ - | | \$ - | | \$ - | | \$ - |
| 0 | | 0 | \$ - | | \$ - | | \$ - | | \$ - | | \$ - |
| Totals | | \$ - | \$ 80,000.00 | \$ - | \$ 10,000.00 | \$ - | \$ 50,000.00 | \$ - | \$ 1,140.20 | \$ 2,143.86 | \$ 11,443.80 |

Comments:

ESG Match Log

BRAZORIA COUNTY PY 2021 ESG MATCH LOG

| Date | Match Source | Item Description | Match Value | Match Total |
|----------------|----------------|----------------------------------|-------------|---------------------|
| | EFSP | Salvation Army - Mass Shelter | 4,177.00 | |
| | Am Rescue Plan | Salvation Army - Mass Shelter | 15,000.00 | |
| | Am Rescue Plan | Salvation Army - Served Meals | 24,200.00 | |
| | Am Rescue Plan | BC Women's Center - Served Meals | 5,000.00 | |
| | Am Rescue Plan | BC Women's Center - Mass Shelter | 45,000.00 | |
| | | | | |
| | | | | |
| | | | | |
| | | | - | |
| | | | | \$ 93,377.00 |
| | | | | |
| Agency | Fund Year | Program Description/Activity | Liability | |
| County Welfare | 2020 | Admin | 2,143.86 | |
| County Welfare | 2021 | Homeless Prevention | 41,500.00 | |
| County Welfare | 2021 | Rapid Rehousing | 20,000.00 | |
| County Welfare | 2021 | HMIS | 1,560.50 | |
| Salvation Army | 2021 | Admin | 11,599.50 | |
| | | | | |
| | | | | |
| | | | | 76,803.86 |

Excess Match 16,573.14

Public Notices
English and Spanish

ESG SAGE HMIS Reporting Repository

HUD ESG CAPER

Grant: **ESG: Brazoria County - TX - Report** Type: **CAPER**

Report Date Range

10/1/2021 to 9/30/2022

Contact Information

First Name Jennifer
 Middle Name
 Last Name Crainer
 Suffix
 Title
 Street Address 1 1524 E. Mulberry, Suite 162
 Street Address 2
 City Angleton
 State Texas
 ZIP Code 77515
 E-mail Address jennifer@brazoriacountytx.gov
 Phone Number (979)864-1220
 Extension
 Fax Number (979)864-1089

Project types carried out during the program year

| Components | Projects | Total Persons Reported | Total Households Reported |
|--|----------|------------------------|---------------------------|
| Emergency Shelter | 1 | 1 | 1 |
| Day Shelter | 0 | 0 | 0 |
| Transitional Housing | 0 | 0 | 0 |
| Total Emergency Shelter Component | 1 | 1 | 1 |
| Total Street Outreach | 0 | 0 | 0 |
| Total PH - Rapid Re-Housing | 1 | 15 | 9 |
| Total Homelessness Prevention | 1 | 84 | 31 |

Grant Information

Emergency Shelter Rehab/Conversion

Did you create additional shelter beds/units through an ESG-funded rehab project No
 Did you create additional shelter beds/units through an ESG-funded conversion project No

Data Participation Information

Are there any funded projects, except HMIS or Admin, which are not listed on the Project, Links and Uploads form? This includes projects in the HMIS and from VSP No
 How many of the VSP projects have a HUD approved plan and are using a template rather than a comparable database report uploaded? 0

Project Outcomes

- no data -

Financial Information

ESG Information from IDIS

As of 11/11/2022

| FY | Grant Number | Current Authorized Amount | Funds Committed By Recipient | Funds Drawn | Balance Remaining | Obligation Date | Expenditure |
|-------|--------------|---------------------------|------------------------------|----------------|-------------------|-----------------|-------------|
| 2021 | E21UC480005 | \$154,660.00 | \$154,660.00 | \$74,660.00 | \$80,000.00 | 9/15/2021 | 9/15/2023 |
| 2020 | E20UC480005 | \$152,584.00 | \$152,584.00 | \$152,584.00 | \$0 | 9/4/2020 | 9/4/2022 |
| 2019 | E19UC480005 | \$155,816.00 | \$155,816.00 | \$155,816.00 | \$0 | 9/17/2019 | 9/17/2021 |
| 2018 | E18UC480005 | \$144,642.00 | \$144,642.00 | \$144,642.00 | \$0 | 10/3/2018 | 10/3/2020 |
| 2017 | E17UC480005 | \$144,940.00 | \$144,940.00 | \$144,940.00 | \$0 | 10/19/2017 | 10/19/2019 |
| 2016 | E16UC480005 | \$144,977.00 | \$144,977.00 | \$144,977.00 | \$0 | 11/3/2016 | 11/3/2018 |
| 2015 | E15UC480005 | \$144,936.00 | \$144,936.00 | \$144,936.00 | \$0 | 12/2/2015 | 12/2/2017 |
| Total | | \$1,298,014.00 | \$1,298,014.00 | \$1,218,014.00 | \$80,000.00 | | |

| Expenditures | 2021 | 2020 | 2019 | 2018 | 2017 |
|--|-----------------------------|-----------------------------|--------------|------|------|
| | Yes | Yes | No | No | No |
| | FY2021 Annual ESG Funds for | FY2020 Annual ESG Funds for | | | |
| Homelessness Prevention | Non-COVID | Non-COVID | COVID | | |
| Rental Assistance | 41,500.00 | | | | |
| Relocation and Stabilization Services - Financial Assistance | | | | | |
| Relocation and Stabilization Services - Services | | | | | |
| Hazard Pay (unique activity) | | | | | |
| Landlord Incentives (unique activity) | | | | | |
| Volunteer Incentives (unique activity) | | | | | |
| Training (unique activity) | | | | | |
| Homeless Prevention Expenses | 41,500.00 | 0.00 | 0.00 | | |
| | FY2021 Annual ESG Funds for | FY2020 Annual ESG Funds for | | | |
| Rapid Re-Housing | Non-COVID | Non-COVID | COVID | | |
| Rental Assistance | 20,000.00 | | | | |
| Relocation and Stabilization Services - Financial Assistance | | | | | |
| Relocation and Stabilization Services - Services | | | | | |
| Hazard Pay (unique activity) | | | | | |
| Landlord Incentives (unique activity) | | | | | |
| Volunteer Incentives (unique activity) | | | | | |
| Training (unique activity) | | | | | |
| RRH Expenses | 20,000.00 | 0.00 | 0.00 | | |
| | FY2021 Annual ESG Funds for | FY2020 Annual ESG Funds for | | | |
| Emergency Shelter | Non-COVID | Non-COVID | COVID | | |
| Essential Services | | | | | |
| Operations | | | | | |
| Renovation | | | | | |
| Major Rehab | | | | | |
| Conversion | | | | | |
| Hazard Pay (unique activity) | | | | | |
| Volunteer Incentives (unique activity) | | | | | |
| Training (unique activity) | | | | | |
| Emergency Shelter Expenses | 0.00 | 0.00 | 0.00 | | |
| | FY2021 Annual ESG Funds for | FY2020 Annual ESG Funds for | | | |
| Temporary Emergency Shelter | Non-COVID | Non-COVID | COVID | | |
| Essential Services | | | | | |
| Operations | | | | | |
| Leasing existing real property or temporary structures | | | | | |
| Acquisition | | | | | |
| Renovation | | | | | |
| Hazard Pay (unique activity) | | | | | |
| volunteer Incentives (unique activity) | | | | | |

Training (*unique activity*)

Other Shelter Costs

Temporary Emergency Shelter Expenses

0.00

FY2021 Annual ESG Funds for

FY2020 Annual ESG Funds for

Street Outreach

Non-COVID

Non-COVID

COVID

Essential Services

Hazard Pay (*unique activity*)

Volunteer Incentives (*unique activity*)

Training (*unique activity*)

Handwashing Stations/Portable Bathrooms (*unique activity*)

Street Outreach Expenses

0.00

0.00

0.00

FY2021 Annual ESG Funds for

FY2020 Annual ESG Funds for

Other ESG Expenditures

Non-COVID

Non-COVID

COVID

Cell Phones - for persons in CoC/YHDP funded projects (*unique activity*)

Coordinated Entry COVID Enhancements (*unique activity*)

Training (*unique activity*)

Vaccine Incentives (*unique activity*)

HMIS

1,560.50

Administration

11,599.50

2,143.86

Other Expenses

13,160.00

2,143.86

0.00

FY2021 Annual ESG Funds for

FY2020 Annual ESG Funds for

Non-COVID

Non-COVID

COVID

Total Expenditures

74,660.00

2,143.86

0.00

Match

91,233.14

2,143.86

Total ESG expenditures plus match

165,893.14

4,287.72

Total expenditures plus match for all years

CV Reports



PART I: SUMMARY OF CDBG-CV RESOURCES

| | |
|---|--------------|
| 01 CDBG-CV GRANT | 2,413,797.00 |
| 02 FUNDS RETURNED TO THE LINE-OF-CREDIT | 0.00 |
| 03 FUNDS RETURNED TO THE LOCAL CDBG ACCOUNT | 2,427.00 |
| 04 TOTAL AVAILABLE (SUM, LINES 01-03) | 2,416,224.00 |

PART II: SUMMARY OF CDBG-CV EXPENDITURES

| | |
|--|--------------|
| 05 DISBURSEMENTS OTHER THAN SECTION 108 REPAYMENTS AND PLANNING/ADMINISTRATION | 2,353,427.00 |
| 06 DISBURSED IN IDIS FOR PLANNING/ADMINISTRATION | 62,797.00 |
| 07 DISBURSED IN IDIS FOR SECTION 108 REPAYMENTS | 0.00 |
| 08 TOTAL EXPENDITURES (SUM, LINES 05 - 07) | 2,416,224.00 |
| 09 UNEXPENDED BALANCE (LINE 04 - LINE8) | 0.00 |

PART III: LOWMOD BENEFIT FOR THE CDBG-CV GRANT

| | |
|--|--------------|
| 10 EXPENDED FOR LOW/MOD HOUSING IN SPECIAL AREAS | 0.00 |
| 11 EXPENDED FOR LOW/MOD MULTI-UNIT HOUSING | 0.00 |
| 12 DISBURSED FOR OTHER LOW/MOD ACTIVITIES | 2,353,427.00 |
| 13 TOTAL LOW/MOD CREDIT (SUM, LINES 10 - 12) | 2,353,427.00 |
| 14 AMOUNT SUBJECT TO LOW/MOD BENEFIT (LINE 05) | 2,353,427.00 |
| 15 PERCENT LOW/MOD CREDIT (LINE 13/LINE 14) | 100.00% |

PART IV: PUBLIC SERVICE (PS) CALCULATIONS

| | |
|---|--------------|
| 16 DISBURSED IN IDIS FOR PUBLIC SERVICES | 2,334,296.15 |
| 17 CDBG-CV GRANT | 2,413,797.00 |
| 18 PERCENT OF FUNDS DISBURSED FOR PS ACTIVITIES (LINE 16/LINE 17) | 96.71% |

PART V: PLANNING AND ADMINISTRATION (PA) CAP

| | |
|---|--------------|
| 19 DISBURSED IN IDIS FOR PLANNING/ADMINISTRATION | 62,797.00 |
| 20 CDBG-CV GRANT | 2,413,797.00 |
| 21 PERCENT OF FUNDS DISBURSED FOR PA ACTIVITIES (LINE 19/LINE 20) | 2.60% |



LINE 10 DETAIL: ACTIVITIES TO CONSIDER IN DETERMINING THE AMOUNT TO ENTER ON LINE 10

Report returned no data.

LINE 11 DETAIL: ACTIVITIES TO CONSIDER IN DETERMINING THE AMOUNT TO ENTER ON LINE 11

Report returned no data.

LINE 12 DETAIL: ACTIVITIES INCLUDED IN THE COMPUTATION OF LINE 12

| Plan Year | IDIS Project | IDIS Activity | Voucher Number | Activity Name | Matrix Code | National Objective | Drawn Amount | | | | |
|-----------|---|---|---|---|---|--------------------|-------------------|-------------------------------|----------------------|---|-------------|
| 2019 | 31 | 1746 | 6473155 | CV(3)-Hand in Hand | 05L | LMC | \$883.34 | | | | |
| | | | 6508459 | CV(3)-Hand in Hand | 05L | LMC | \$1,435.61 | | | | |
| | | | 6510602 | CV(3)-Hand in Hand | 05L | LMC | \$5,563.06 | | | | |
| | | | 6521660 | CV(3)-Hand in Hand | 05L | LMC | \$316.00 | | | | |
| | | 1747 | | 6473155 | CV(3)-Head Start | 05L | LMC | \$2,649.99 | | | |
| | 6508459 | | | CV(3)-Head Start | 05L | LMC | \$4,306.83 | | | | |
| | 6521660 | | | CV(3)-Head Start | 05L | LMC | \$49,048.75 | | | | |
| | | 32 | 1742 | 6473155 | CV(3)-Brazos Place | 05F | LMC | \$883.34 | | | |
| | 6508459 | | | CV(3)-Brazos Place | 05F | LMC | \$1,435.61 | | | | |
| | 6521660 | | | CV(3)-Brazos Place | 05F | LMC | \$9,528.31 | | | | |
| | | 33 | 1750 | 6473155 | CV(3)-Women's Shelter | 05G | LMC | \$1,766.66 | | | |
| | 6508459 | | | CV(3)-Women's Shelter | 05G | LMC | \$4,303.52 | | | | |
| | 6521660 | | | CV(3)-Women's Shelter | 05G | LMC | \$11,413.91 | | | | |
| | | 34 | 1741 | 6473155 | CV(3)-Brazoria County Alliance for Children | 05N | LMC | \$1,766.66 | | | |
| | 6508459 | | | CV(3)-Brazoria County Alliance for Children | 05N | LMC | \$2,867.91 | | | | |
| | 6521660 | | | CV(3)-Brazoria County Alliance for Children | 05N | LMC | \$7,100.21 | | | | |
| | 6546554 | | | CV(3)-Brazoria County Alliance for Children | 05N | LMC | \$0.01 | | | | |
| | | | | 1748 | | 6473155 | CV(3)-Kidz Harbor | 05N | LMC | \$883.34 | |
| | 6508459 | | | | | CV(3)-Kidz Harbor | 05N | LMC | \$2,867.91 | | |
| | 6510602 | | | | | CV(3)-Kidz Harbor | 05N | LMC | \$39,835.06 | | |
| | 6521660 | | | | | CV(3)-Kidz Harbor | 05N | LMC | \$632.00 | | |
| | 6558705 | | | | | CV(3)-Kidz Harbor | 05N | LMC | \$30,781.69 | | |
| | | | | | | 1749 | | 6473155 | CV(3)-Salvation Army | 03C | LMC |
| | 6508459 | CV(3)-Salvation Army | 03C | LMC | \$2,867.91 | | | | | | |
| | 6521660 | CV(3)-Salvation Army | 03C | LMC | \$6,455.63 | | | | | | |
| | 6586084 | CV(3)-Salvation Army | 03C | LMC | \$8,923.98 | | | | | | |
| | | 36 | 1743 | 6473155 | CV(3)-Brazosport Cares Food Pantry | 05W | LMC | \$4,155.48 | | | |
| | 6483159 | | | CV(3)-Brazosport Cares Food Pantry | 05W | LMC | \$5,805.96 | | | | |
| | | | 1744 | | 6473155 | CV(3)-Dream Center | 05W | LMC | \$883.34 | | |
| | 6483159 | | | | CV(3)-Dream Center | 05W | LMC | \$285.60 | | | |
| | 6496577 | | | | CV(3)-Dream Center | 05W | LMC | \$7,655.04 | | | |
| | 6508459 | | | | CV(3)-Dream Center | 05W | LMC | \$1,435.61 | | | |
| | 6521660 | | | | CV(3)-Dream Center | 05W | LMC | \$5,888.83 | | | |
| | 6546554 | | | | CV(3)-Dream Center | 05W | LMC | \$6,431.50 | | | |
| | 6556591 | | | | CV(3)-Dream Center | 05W | LMC | \$1,344.56 | | | |
| | 6570300 | | | | CV(3)-Dream Center | 05W | LMC | \$24,283.30 | | | |
| | | | | | 1740 | | 6473155 | CV(3)-ActionS Homebound Meals | 05A | LMC | \$25,000.00 |
| | | | | | | | 38 | 1751 | 6473155 | CV(3)-Salvation Army Subsistence Assistance | 05Q |
| | 6483159 | | | | CV(3)-Salvation Army Subsistence Assistance | 05Q | | | LMC | \$21,848.15 | |
| | 6496577 | | | | CV(3)-Salvation Army Subsistence Assistance | 05Q | | | LMC | \$43,181.36 | |
| | 6508459 | CV(3)-Salvation Army Subsistence Assistance | 05Q | LMC | \$20,361.34 | | | | | | |
| | 6510602 | CV(3)-Salvation Army Subsistence Assistance | 05Q | LMC | \$13,359.72 | | | | | | |
| 6521660 | CV(3)-Salvation Army Subsistence Assistance | 05Q | LMC | \$42,662.75 | | | | | | | |
| 6530157 | CV(3)-Salvation Army Subsistence Assistance | 05Q | LMC | \$50,970.35 | | | | | | | |
| 6546554 | CV(3)-Salvation Army Subsistence Assistance | 05Q | LMC | \$11,107.09 | | | | | | | |
| 6554176 | CV(3)-Salvation Army Subsistence Assistance | 05Q | LMC | \$905.64 | | | | | | | |
| 6556591 | CV(3)-Salvation Army Subsistence Assistance | 05Q | LMC | \$338.71 | | | | | | | |
| 6570300 | CV(3)-Salvation Army Subsistence Assistance | 05Q | LMC | \$11,221.20 | | | | | | | |
| | 1752 | | 6473155 | CV(3)-United Way Subsistence Assistance | 05Q | LMC | | | \$43,406.30 | | |
| 6483159 | | | CV(3)-United Way Subsistence Assistance | 05Q | LMC | \$30,981.97 | | | | | |
| 6496577 | | | CV(3)-United Way Subsistence Assistance | 05Q | LMC | \$25,578.04 | | | | | |



Office of Community Planning and Development
 U.S. Department of Housing and Urban Development
 Integrated Disbursement and Information System
 PR26 - CDBG-CV Financial Summary Report
 BRAZORIA COUNTY, TX

DATE: 11-14-22
 TIME: 10:55
 PAGE: 3

| Plan Year | IDIS Project | IDIS Activity | Voucher Number | Activity Name | Matrix Code | National Objective | Drawn Amount | | |
|-----------|--------------------------------------|---------------|--------------------------------------|---|-------------|--------------------------------------|--------------|-----|-------------|
| 2019 | 38 | 1752 | 6508459 | CV(3)-United Way Subsistence Assistance | 05Q | LMC | \$11,420.28 | | |
| | | | 6510602 | CV(3)-United Way Subsistence Assistance | 05Q | LMC | \$13,923.41 | | |
| | | | 6521660 | CV(3)-United Way Subsistence Assistance | 05Q | LMC | \$24,081.55 | | |
| | | | 6530157 | CV(3)-United Way Subsistence Assistance | 05Q | LMC | \$608.45 | | |
| | | | 6473155 | CV(3)-Community Health Network | 05M | LMC | \$27,860.00 | | |
| | 39 | 1745 | 6496577 | CV(3)-Community Health Network | 05M | LMC | \$48,280.00 | | |
| | | | 6556591 | CV(3)-Community Health Network | 05M | LMC | \$426,715.00 | | |
| | | | 6558705 | CV(3)-Community Health Network | 05M | LMC | \$96,410.00 | | |
| | | | 6586084 | CV(3)-Community Health Network | 05M | LMC | \$60,735.00 | | |
| | | | 6387469 | CV-ActionS Homebound Meals | 05A | LMC | \$114,426.50 | | |
| 2020 | 2 | 1685 | 6394442 | CV-ActionS Homebound Meals | 05A | LMC | \$625.24 | | |
| | | | 6399287 | CV-ActionS Homebound Meals | 05A | LMC | \$662.09 | | |
| | | | 6406872 | CV-ActionS Homebound Meals | 05A | LMC | \$1,113.86 | | |
| | | | 6416593 | CV-ActionS Homebound Meals | 05A | LMC | \$773.74 | | |
| | | | 6426103 | CV-ActionS Homebound Meals | 05A | LMC | \$801.34 | | |
| | | | 6437014 | CV-ActionS Homebound Meals | 05A | LMC | \$1,905.75 | | |
| | | | 6443250 | CV-ActionS Homebound Meals | 05A | LMC | \$668.25 | | |
| | | | 6460083 | CV-ActionS Homebound Meals | 05A | LMC | \$819.50 | | |
| | | | 6483159 | CV-ActionS Homebound Meals | 05A | LMC | \$4,065.34 | | |
| | | | 6496577 | CV-ActionS Homebound Meals | 05A | LMC | \$138.39 | | |
| | | | 3 | 1687 | 6387469 | CV-Dream Center | 05W | LMC | \$2,394.30 |
| | | | | | 6394442 | CV-Dream Center | 05W | LMC | \$8,013.08 |
| | | | | | 6426103 | CV-Dream Center | 05W | LMC | \$2,646.64 |
| | | | | | 6443250 | CV-Dream Center | 05W | LMC | \$16,945.98 |
| | | | | | 6387469 | CV-Brazosport Cares Food Pantry | 05W | LMC | \$1,305.35 |
| | | | | 1695 | 6394442 | CV-Brazosport Cares Food Pantry | 05W | LMC | \$11,104.51 |
| | | | | | 6406872 | CV-Brazosport Cares Food Pantry | 05W | LMC | \$2,298.48 |
| | | | | | 6426103 | CV-Brazosport Cares Food Pantry | 05W | LMC | \$5,291.66 |
| | | | | | 6394442 | CV-Counseling Connections for Change | 05O | LMC | \$501.00 |
| | | | | | 6416593 | CV-Counseling Connections for Change | 05O | LMC | \$1,896.13 |
| | | | 4 | 1688 | 6426103 | CV-Counseling Connections for Change | 05O | LMC | \$1,130.00 |
| | | | | | 6437014 | CV-Counseling Connections for Change | 05O | LMC | \$1,445.00 |
| | | | | | 6443250 | CV-Counseling Connections for Change | 05O | LMC | \$1,775.00 |
| | | | | | 6460083 | CV-Counseling Connections for Change | 05O | LMC | \$1,455.00 |
| | | | | | 6473149 | CV-Counseling Connections for Change | 05O | LMC | \$1,000.00 |
| 6496577 | CV-Counseling Connections for Change | 05O | | | LMC | \$605.00 | | | |
| 6510602 | CV-Counseling Connections for Change | 05O | | | LMC | \$192.87 | | | |
| 6473149 | CV-Youth & Family Counseling | 05O | | | LMC | \$17,910.00 | | | |
| 6508459 | CV-Youth & Family Counseling | 05O | | | LMC | \$12,090.00 | | | |
| 6394442 | CV-Community Health Network | 05M | | | LMC | \$157,050.00 | | | |
| 5 | 1689 | 6406872 | CV-Community Health Network | 05M | LMC | \$217,800.00 | | | |
| | | 6426103 | CV-Community Health Network | 05M | LMC | \$35,700.00 | | | |
| | | 6443250 | CV-Community Health Network | 05M | LMC | \$31,050.00 | | | |
| | | 6460083 | CV-Community Health Network | 05M | LMC | \$23,400.00 | | | |
| | | 6387469 | CV-United Way Subsistence Assistance | 05Q | LMC | \$56,010.88 | | | |
| 6 | 1691 | 6394442 | CV-United Way Subsistence Assistance | 05Q | LMC | \$40,346.92 | | | |
| | | 6399287 | CV-United Way Subsistence Assistance | 05Q | LMC | \$14,017.20 | | | |
| | | 6406872 | CV-United Way Subsistence Assistance | 05Q | LMC | \$12,810.41 | | | |
| | | 6416593 | CV-United Way Subsistence Assistance | 05Q | LMC | \$28,365.99 | | | |
| | | 6426103 | CV-United Way Subsistence Assistance | 05Q | LMC | \$7,556.16 | | | |
| | | 6437014 | CV-United Way Subsistence Assistance | 05Q | LMC | \$11,997.83 | | | |
| | | 6443250 | CV-United Way Subsistence Assistance | 05Q | LMC | \$40,782.95 | | | |
| | | 6460083 | CV-United Way Subsistence Assistance | 05Q | LMC | \$18,111.66 | | | |
| | | 6387469 | CV-Communities in Schools | 05Q | LMC | \$1,836.30 | | | |
| | | 6394442 | CV-Communities in Schools | 05Q | LMC | \$427.05 | | | |
| | | 6399287 | CV-Communities in Schools | 05Q | LMC | \$3,125.00 | | | |
| | | 6406872 | CV-Communities in Schools | 05Q | LMC | \$6,365.01 | | | |
| | | 6416593 | CV-Communities in Schools | 05Q | LMC | \$3,541.42 | | | |
| | | 6426103 | CV-Communities in Schools | 05Q | LMC | \$1,950.00 | | | |
| | | 6437014 | CV-Communities in Schools | 05Q | LMC | \$22,095.33 | | | |
| 6443250 | CV-Communities in Schools | 05Q | LMC | \$10,368.71 | | | | | |



Office of Community Planning and Development
 U.S. Department of Housing and Urban Development
 Integrated Disbursement and Information System
 PR26 - CDBG-CV Financial Summary Report
 BRAZORIA COUNTY, TX

DATE: 11-14-22
 TIME: 10:55
 PAGE: 4

| Plan Year | IDIS Project | IDIS Activity | Voucher Number | Activity Name | Matrix Code | National Objective | Drawn Amount |
|-----------|--------------|---------------|----------------|--|-------------|--------------------|--------------|
| 2020 | 6 | 1692 | 6483159 | CV-Communities in Schools | 05Q | LMC | \$5,933.09 |
| | | | 6496577 | CV-Communities in Schools | 05Q | LMC | \$4,761.52 |
| | | | 6521660 | CV-Communities in Schools | 05Q | LMC | \$4,596.57 |
| | | 1694 | 6387469 | CV-Salvation Army Subsistence Assistance | 05Q | LMC | \$40,522.45 |
| | | | 6394442 | CV-Salvation Army Subsistence Assistance | 05Q | LMC | \$4,402.69 |
| | | | 6399287 | CV-Salvation Army Subsistence Assistance | 05Q | LMC | \$4,985.21 |
| | | | 6416593 | CV-Salvation Army Subsistence Assistance | 05Q | LMC | \$89.65 |
| | | | Total | | | | |

LINE 16 DETAIL: ACTIVITIES INCLUDED IN THE COMPUTATION OF LINE 16

| Plan Year | IDIS Project | IDIS Activity | Voucher Number | Activity Name | Matrix Code | National Objective | Drawn Amount | | | |
|-----------|--------------|---------------|----------------|------------------------------------|--------------------|---|---|-------------------|-------------|-------------|
| 2019 | 31 | 1746 | 6473155 | CV(3)-Hand in Hand | 05L | LMC | \$883.34 | | | |
| | | | 6508459 | CV(3)-Hand in Hand | 05L | LMC | \$1,435.61 | | | |
| | | | 6510602 | CV(3)-Hand in Hand | 05L | LMC | \$5,563.06 | | | |
| | | | 6521660 | CV(3)-Hand in Hand | 05L | LMC | \$316.00 | | | |
| | | | 1747 | 6473155 | CV(3)-Head Start | 05L | LMC | \$2,649.99 | | |
| | | | | 6508459 | CV(3)-Head Start | 05L | LMC | \$4,306.83 | | |
| | | | | 6521660 | CV(3)-Head Start | 05L | LMC | \$49,048.75 | | |
| | | | | 6473155 | CV(3)-Brazos Place | 05F | LMC | \$883.34 | | |
| | | | 32 | 1742 | 6508459 | CV(3)-Brazos Place | 05F | LMC | \$1,435.61 | |
| | | | | | 6521660 | CV(3)-Brazos Place | 05F | LMC | \$9,528.31 | |
| | | | | | 6473155 | CV(3)-Women's Shelter | 05G | LMC | \$1,766.66 | |
| | | | 33 | 1750 | 6508459 | CV(3)-Women's Shelter | 05G | LMC | \$4,303.52 | |
| | | | | | 6521660 | CV(3)-Women's Shelter | 05G | LMC | \$11,413.91 | |
| | | | | | 6473155 | CV(3)-Brazoria County Alliance for Children | 05N | LMC | \$1,766.66 | |
| | | | 34 | 1741 | 6508459 | CV(3)-Brazoria County Alliance for Children | 05N | LMC | \$2,867.91 | |
| | | | | | 6521660 | CV(3)-Brazoria County Alliance for Children | 05N | LMC | \$7,100.21 | |
| | | | | | 6546554 | CV(3)-Brazoria County Alliance for Children | 05N | LMC | \$0.01 | |
| | | | | | 1748 | 6473155 | CV(3)-Kidz Harbor | 05N | LMC | \$883.34 |
| | | | | | | 6508459 | CV(3)-Kidz Harbor | 05N | LMC | \$2,867.91 |
| | | | | | | 6510602 | CV(3)-Kidz Harbor | 05N | LMC | \$39,835.06 |
| | | | | | | 6521660 | CV(3)-Kidz Harbor | 05N | LMC | \$632.00 |
| | | | | | 36 | 1744 | 6558705 | CV(3)-Kidz Harbor | 05N | LMC |
| | | | 6473155 | CV(3)-Brazosport Cares Food Pantry | | | 05W | LMC | \$4,155.48 | |
| | | | 6483159 | CV(3)-Brazosport Cares Food Pantry | | | 05W | LMC | \$5,805.96 | |
| | | | 6473155 | CV(3)-Dream Center | | | 05W | LMC | \$883.34 | |
| | | | 6483159 | CV(3)-Dream Center | | | 05W | LMC | \$285.60 | |
| | | | 6496577 | CV(3)-Dream Center | | | 05W | LMC | \$7,655.04 | |
| | | | 6508459 | CV(3)-Dream Center | | | 05W | LMC | \$1,435.61 | |
| | | | 6521660 | CV(3)-Dream Center | | | 05W | LMC | \$5,888.83 | |
| | | | 6546554 | CV(3)-Dream Center | | | 05W | LMC | \$6,431.50 | |
| | | | 6556591 | CV(3)-Dream Center | | | 05W | LMC | \$1,344.56 | |
| | | | 6570300 | CV(3)-Dream Center | | | 05W | LMC | \$24,283.30 | |
| | | | 37 | 1740 | 6473155 | CV(3)-ActionS Homebound Meals | 05A | LMC | \$25,000.00 | |
| | | | 38 | 1751 | 6473155 | CV(3)-Salvation Army Subsistence Assistance | 05Q | LMC | \$18,900.90 | |
| | | | | | 6483159 | CV(3)-Salvation Army Subsistence Assistance | 05Q | LMC | \$21,848.15 | |
| | | | | | 6496577 | CV(3)-Salvation Army Subsistence Assistance | 05Q | LMC | \$43,181.36 | |
| | | | | | 6508459 | CV(3)-Salvation Army Subsistence Assistance | 05Q | LMC | \$20,361.34 | |
| | | | | | 6510602 | CV(3)-Salvation Army Subsistence Assistance | 05Q | LMC | \$13,359.72 | |
| | | | | | 6521660 | CV(3)-Salvation Army Subsistence Assistance | 05Q | LMC | \$42,662.75 | |
| | | | | | 6530157 | CV(3)-Salvation Army Subsistence Assistance | 05Q | LMC | \$50,970.35 | |
| | | | | | 6546554 | CV(3)-Salvation Army Subsistence Assistance | 05Q | LMC | \$11,107.09 | |
| | | | | | 6554176 | CV(3)-Salvation Army Subsistence Assistance | 05Q | LMC | \$905.64 | |
| | | | | | 6556591 | CV(3)-Salvation Army Subsistence Assistance | 05Q | LMC | \$338.71 | |
| | | | | | 6570300 | CV(3)-Salvation Army Subsistence Assistance | 05Q | LMC | \$11,221.20 | |
| | | | | | 1752 | 6473155 | CV(3)-United Way Subsistence Assistance | 05Q | LMC | \$43,406.30 |
| | | | | | | 6483159 | CV(3)-United Way Subsistence Assistance | 05Q | LMC | \$30,981.97 |
| | | | | | | 6496577 | CV(3)-United Way Subsistence Assistance | 05Q | LMC | \$25,578.04 |



Office of Community Planning and Development
 U.S. Department of Housing and Urban Development
 Integrated Disbursement and Information System
 PR26 - CDBG-CV Financial Summary Report
 BRAZORIA COUNTY, TX

DATE: 11-14-22
 TIME: 10:55
 PAGE: 5

| Plan Year | IDIS Project | IDIS Activity | Voucher Number | Activity Name | Matrix Code | National Objective | Drawn Amount | | |
|-----------|--------------|-----------------------------|--------------------------------------|---|------------------------------|--------------------|--------------|--------------|------------|
| 2019 | 38 | 1752 | 6508459 | CV(3)-United Way Subsistence Assistance | 05Q | LMC | \$11,420.28 | | |
| | | | 6510602 | CV(3)-United Way Subsistence Assistance | 05Q | LMC | \$13,923.41 | | |
| | | | 6521660 | CV(3)-United Way Subsistence Assistance | 05Q | LMC | \$24,081.55 | | |
| | | | 6530157 | CV(3)-United Way Subsistence Assistance | 05Q | LMC | \$608.45 | | |
| | 39 | 1745 | 6473155 | CV(3)-Community Health Network | 05M | LMC | \$27,860.00 | | |
| | | | 6496577 | CV(3)-Community Health Network | 05M | LMC | \$48,280.00 | | |
| | | | 6556591 | CV(3)-Community Health Network | 05M | LMC | \$426,715.00 | | |
| | | | 6558705 | CV(3)-Community Health Network | 05M | LMC | \$96,410.00 | | |
| | | | 6586084 | CV(3)-Community Health Network | 05M | LMC | \$60,735.00 | | |
| | | | 6387469 | CV-ActionS Homebound Meals | 05A | LMC | \$114,426.50 | | |
| 2020 | 2 | 1685 | 6394442 | CV-ActionS Homebound Meals | 05A | LMC | \$625.24 | | |
| | | | 6399287 | CV-ActionS Homebound Meals | 05A | LMC | \$662.09 | | |
| | | | 6406872 | CV-ActionS Homebound Meals | 05A | LMC | \$1,113.86 | | |
| | | | 6416593 | CV-ActionS Homebound Meals | 05A | LMC | \$773.74 | | |
| | | | 6426103 | CV-ActionS Homebound Meals | 05A | LMC | \$801.34 | | |
| | | | 6437014 | CV-ActionS Homebound Meals | 05A | LMC | \$1,905.75 | | |
| | | | 6443250 | CV-ActionS Homebound Meals | 05A | LMC | \$668.25 | | |
| | | | 6460083 | CV-ActionS Homebound Meals | 05A | LMC | \$819.50 | | |
| | | | 6483159 | CV-ActionS Homebound Meals | 05A | LMC | \$4,065.34 | | |
| | | | 6496577 | CV-ActionS Homebound Meals | 05A | LMC | \$138.39 | | |
| | | | 3 | 1687 | 6387469 | CV-Dream Center | 05W | LMC | \$2,394.30 |
| | | | | | 6394442 | CV-Dream Center | 05W | LMC | \$8,013.08 |
| | 6426103 | CV-Dream Center | | | 05W | LMC | \$2,646.64 | | |
| | 6443250 | CV-Dream Center | | | 05W | LMC | \$16,945.98 | | |
| | 1695 | 6387469 | | CV-Brazosport Cares Food Pantry | 05W | LMC | \$1,305.35 | | |
| | | 6394442 | | CV-Brazosport Cares Food Pantry | 05W | LMC | \$11,104.51 | | |
| | | 6406872 | | CV-Brazosport Cares Food Pantry | 05W | LMC | \$2,298.48 | | |
| | | 6426103 | | CV-Brazosport Cares Food Pantry | 05W | LMC | \$5,291.66 | | |
| | 4 | 1688 | 6394442 | CV-Counseling Connections for Change | 05O | LMC | \$501.00 | | |
| | | | 6416593 | CV-Counseling Connections for Change | 05O | LMC | \$1,896.13 | | |
| | | | 6426103 | CV-Counseling Connections for Change | 05O | LMC | \$1,130.00 | | |
| | | | 6437014 | CV-Counseling Connections for Change | 05O | LMC | \$1,445.00 | | |
| | | | 6443250 | CV-Counseling Connections for Change | 05O | LMC | \$1,775.00 | | |
| | | | 6460083 | CV-Counseling Connections for Change | 05O | LMC | \$1,455.00 | | |
| | | | 6473149 | CV-Counseling Connections for Change | 05O | LMC | \$1,000.00 | | |
| | | | 6496577 | CV-Counseling Connections for Change | 05O | LMC | \$605.00 | | |
| | | | 6510602 | CV-Counseling Connections for Change | 05O | LMC | \$192.87 | | |
| | | | 1693 | 6473149 | CV-Youth & Family Counseling | 05O | LMC | \$17,910.00 | |
| 6508459 | | | | CV-Youth & Family Counseling | 05O | LMC | \$12,090.00 | | |
| 5 | | | 1689 | 6394442 | CV-Community Health Network | 05M | LMC | \$157,050.00 | |
| | 6406872 | CV-Community Health Network | | 05M | LMC | \$217,800.00 | | | |
| | 6426103 | CV-Community Health Network | | 05M | LMC | \$35,700.00 | | | |
| | 6443250 | CV-Community Health Network | | 05M | LMC | \$31,050.00 | | | |
| | 6460083 | CV-Community Health Network | | 05M | LMC | \$23,400.00 | | | |
| 6 | 1691 | 6387469 | CV-United Way Subsistence Assistance | 05Q | LMC | \$56,010.88 | | | |
| | | 6394442 | CV-United Way Subsistence Assistance | 05Q | LMC | \$40,346.92 | | | |
| | | 6399287 | CV-United Way Subsistence Assistance | 05Q | LMC | \$14,017.20 | | | |
| | | 6406872 | CV-United Way Subsistence Assistance | 05Q | LMC | \$12,810.41 | | | |
| | | 6416593 | CV-United Way Subsistence Assistance | 05Q | LMC | \$28,365.99 | | | |
| | | 6426103 | CV-United Way Subsistence Assistance | 05Q | LMC | \$7,556.16 | | | |
| | | 6437014 | CV-United Way Subsistence Assistance | 05Q | LMC | \$11,997.83 | | | |
| | | 6443250 | CV-United Way Subsistence Assistance | 05Q | LMC | \$40,782.95 | | | |
| | | 6460083 | CV-United Way Subsistence Assistance | 05Q | LMC | \$18,111.66 | | | |
| | | 1692 | 6387469 | CV-Communities in Schools | 05Q | LMC | \$1,836.30 | | |
| | | | 6394442 | CV-Communities in Schools | 05Q | LMC | \$427.05 | | |
| | | | 6399287 | CV-Communities in Schools | 05Q | LMC | \$3,125.00 | | |
| | 6406872 | | CV-Communities in Schools | 05Q | LMC | \$6,365.01 | | | |
| | 6416593 | | CV-Communities in Schools | 05Q | LMC | \$3,541.42 | | | |
| | 6426103 | | CV-Communities in Schools | 05Q | LMC | \$1,950.00 | | | |
| | 6437014 | | CV-Communities in Schools | 05Q | LMC | \$22,095.33 | | | |
| | 6443250 | | CV-Communities in Schools | 05Q | LMC | \$10,368.71 | | | |



Office of Community Planning and Development
 U.S. Department of Housing and Urban Development
 Integrated Disbursement and Information System
 PR26 - CDBG-CV Financial Summary Report
 BRAZORIA COUNTY , TX

DATE: 11-14-22
 TIME: 10:55
 PAGE: 6

| Plan Year | IDIS Project | IDIS Activity | Voucher Number | Activity Name | Matrix Code | National Objective | Drawn Amount |
|--------------|--------------|---------------|----------------|--|-------------|--------------------|-----------------------|
| 2020 | 6 | 1692 | 6483159 | CV-Communities in Schools | 05Q | LMC | \$5,933.09 |
| | | | 6496577 | CV-Communities in Schools | 05Q | LMC | \$4,761.52 |
| | | | 6521660 | CV-Communities in Schools | 05Q | LMC | \$4,596.57 |
| | | 1694 | 6387469 | CV-Salvation Army Subsistence Assistance | 05Q | LMC | \$40,522.45 |
| | | | 6394442 | CV-Salvation Army Subsistence Assistance | 05Q | LMC | \$4,402.69 |
| | | | 6399287 | CV-Salvation Army Subsistence Assistance | 05Q | LMC | \$4,985.21 |
| | | | 6416593 | CV-Salvation Army Subsistence Assistance | 05Q | LMC | \$89.65 |
| Total | | | | | | | \$2,334,296.15 |

LINE 19 DETAIL: ACTIVITIES INCLUDED IN THE COMPUTATION OF LINE 19

| Plan Year | IDIS Project | IDIS Activity | Voucher Number | Activity Name | Matrix Code | National Objective | Drawn Amount | | | |
|--------------|------------------------|---------------|----------------|-----------------------------------|-------------|--------------------|------------------------|-----|--|------------|
| 2019 | 40 | 1753 | 6483159 | CV(3)-CDBG General Administration | 21A | | \$156.95 | | | |
| | | | 6496577 | CV(3)-CDBG General Administration | 21A | | \$2,910.05 | | | |
| | | | 6508459 | CV(3)-CDBG General Administration | 21A | | \$2,873.12 | | | |
| | | | 6510602 | CV(3)-CDBG General Administration | 21A | | \$1,354.18 | | | |
| | | | 6521660 | CV(3)-CDBG General Administration | 21A | | \$3,106.58 | | | |
| | | | 6530157 | CV(3)-CDBG General Administration | 21A | | \$1,392.23 | | | |
| | | | 6546554 | CV(3)-CDBG General Administration | 21A | | \$2,784.96 | | | |
| | | | 6554176 | CV(3)-CDBG General Administration | 21A | | \$591.00 | | | |
| | | | 6556591 | CV(3)-CDBG General Administration | 21A | | \$0.14 | | | |
| | | | 6570300 | CV(3)-CDBG General Administration | 21A | | \$6,804.79 | | | |
| | | | 2020 | 7 | 1696 | 6387469 | CV-CDBG Administration | 21A | | \$7,523.23 |
| | | | | | | 6394442 | CV-CDBG Administration | 21A | | \$1,862.64 |
| | | | | | | 6399287 | CV-CDBG Administration | 21A | | \$955.52 |
| | | | | | | 6406872 | CV-CDBG Administration | 21A | | \$8,471.46 |
| 6416593 | CV-CDBG Administration | 21A | | | | | \$2,104.35 | | | |
| 6426103 | CV-CDBG Administration | 21A | | | | | \$1,224.79 | | | |
| 6437014 | CV-CDBG Administration | 21A | | | | | \$2,607.54 | | | |
| 6443250 | CV-CDBG Administration | 21A | | | | | \$988.18 | | | |
| 6460083 | CV-CDBG Administration | 21A | | \$8,831.34 | | | | | | |
| 6473149 | CV-CDBG Administration | 21A | | \$2,816.53 | | | | | | |
| 6483159 | CV-CDBG Administration | 21A | | \$3,437.42 | | | | | | |
| Total | | | | | | | \$62,797.00 | | | |



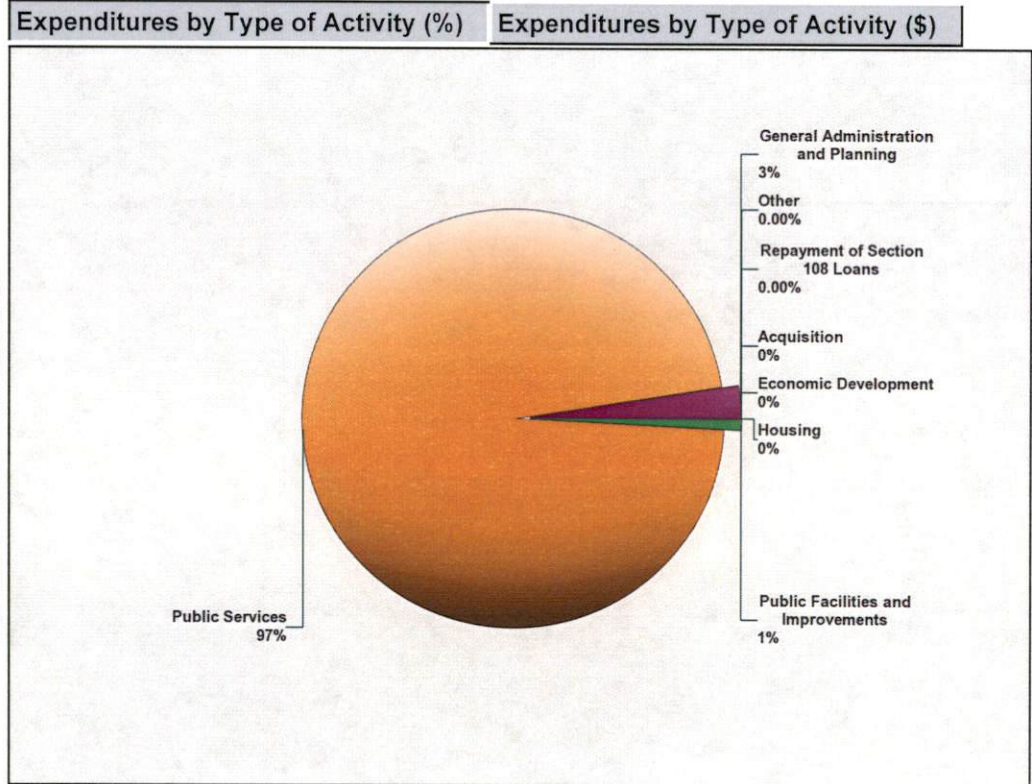
CDBG-CV Community Development Block Grant Performance Profile
 PR54 - BRAZORIA COUNTY, TX

| | |
|---|-----------------------|
| CDBG-CV Allocation | \$2,413,797.00 |
| Funds Returned to Local Program Account | \$0.00 |
| Total Available ¹ | \$2,413,797.00 |

Expenditures²

| Type of Activity | Expenditure | Percentage |
|-------------------------------------|-----------------------|----------------|
| Acquisition | \$0.00 | 0.00% |
| Economic Development | \$0.00 | 0.00% |
| Housing | \$0.00 | 0.00% |
| Public Facilities and Improvements | \$19,130.85 | 0.79% |
| Public Services | \$2,331,869.15 | 96.61% |
| General Administration and Planning | \$62,797.00 | 2.60% |
| Other | \$0.00 | 0.00% |
| Repayment of Section 108 Loans | \$0.00 | 0.00% |
| Total | \$2,413,797.00 | 100.00% |

Timeliness



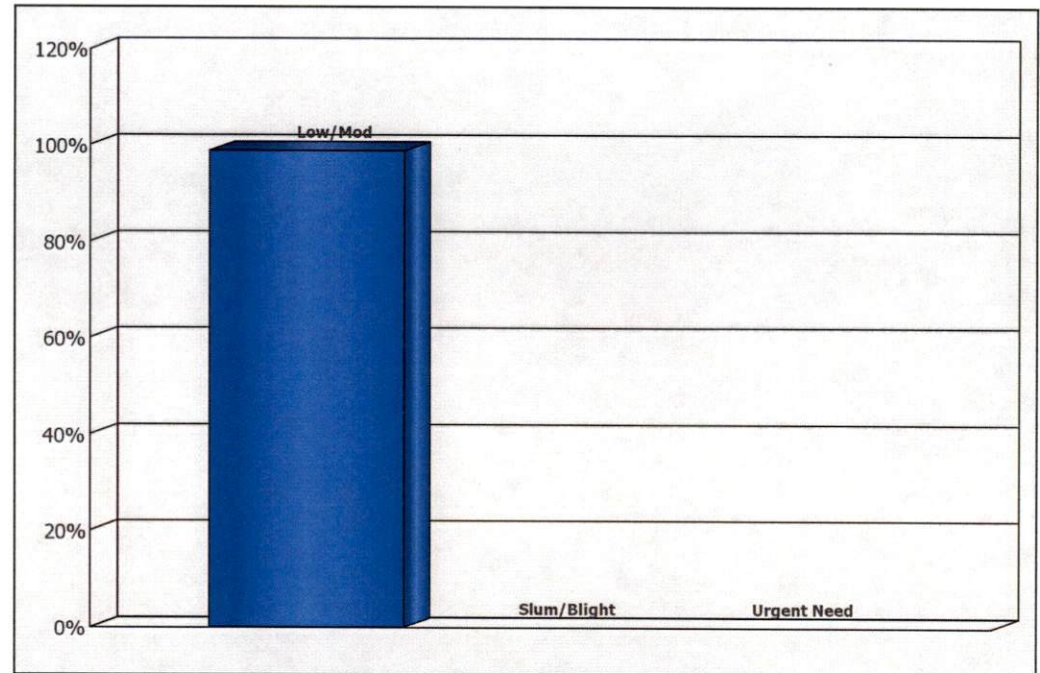


CDBG-CV Community Development Block Grant Performance Profile

PR54 - BRAZORIA COUNTY, TX

Program Targeting

| | |
|--|--------|
| 1 -Percentage of Expenditures Assisting Low- and Moderate-Income Persons and Households Either Directly or On an Area Basis ³ | 98.78% |
| 2 -Percentage of Expenditures That Benefit Low/Mod Income Areas | 0.00% |
| 3 -Percentage of Expenditures That Aid in The Prevention or Elimination of Slum or Blight | 0.00% |
| 4 -Percentage of Expenditures Addressing Urgent Needs | 0.00% |
| 5 -Funds Expended in Neighborhood (Community For State) Revitalization Strategy Areas and by Community Development Financial Institution. | \$0.00 |
| 6 -Percentage of Funds Expended in Neighborhood (Community For State) Revitalization Strategy Areas and by Community Development Financial Institution | 0.00% |





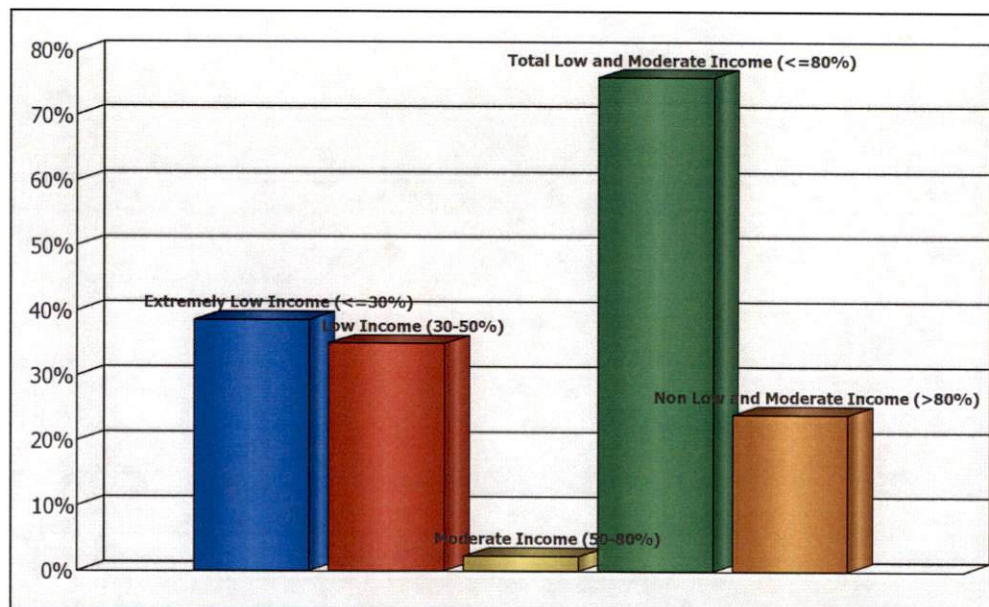
CDBG-CV Community Development Block Grant Performance Profile
 PR54 - BRAZORIA COUNTY, TX

CDBG Beneficiaries by Racial/Ethnic Category⁴

| Race | Total | Hispanic |
|---|--------|----------|
| White | 80.28% | 88.81% |
| Black/African American | 11.50% | 0.91% |
| Asian | 0.75% | 0.10% |
| American Indian/Alaskan Native | 0.15% | 0.00% |
| Native Hawaiian/Other Pacific Islander | 0.12% | 0.18% |
| American Indian/Alaskan Native & White | 0.06% | 0.12% |
| Asian & White | 0.00% | 0.00% |
| Black/African American & White | 0.00% | 0.00% |
| Amer. Indian/Alaskan Native & Black/African Amer. | 0.00% | 0.00% |
| Other multi-racial | 7.13% | 9.88% |
| Asian/Pacific Islander (valid until 03-31-04) | 0.00% | 0.00% |
| Hispanic (valid until 03-31-04) | 0.00% | 0.00% |

Income of CDBG Beneficiaries

| Income Level | Percentage |
|---------------------------------------|------------|
| Extremely Low Income (<=30%) | 38.62% |
| Low Income (30-50%) | 35.01% |
| Moderate Income (50-80%) | 2.27% |
| Total Low and Moderate Income (<=80%) | 75.90% |
| Non Low and Moderate Income (>80%) | 24.10% |



Accomplishments



CDBG-CV Community Development Block Grant Performance Profile
PR54 - BRAZORIA COUNTY, TX

| Accomplishment | Number |
|---|----------------|
| Actual Jobs Created or Retained | 0 |
| Households Receiving Housing Assistance | 0 |
| Persons Assisted Directly, Primarily By Public Services and Public Facilities | 14,082 |
| Persons for Whom Services and Facilities were Available | 0 ⁵ |
| Units Rehabilitated-Single Units | 0 |
| Units Rehabilitated-Multi Unit Housing | 0 |

Funds Leveraged for Activities Completed and Open: \$0.00

Notes

1 Also, additional funds may have been available from prior years.

2 The return of grant funds is not reflected in these expenditures.

3 Derived by dividing annual expenditures for low-and moderate-income activities by the total expenditures for all activities (excluding planning and administration, except when State planning activities have a national objective) during the program year.

4 For entitlement communities, these data are only for those activities that directly benefit low- and moderate-income persons or households. They do not include data for activities that provide assistance to low- and moderate-income persons on an area basis, activities that aid in the prevention and elimination of slums and blight, and activities that address urgent needs. For states, these data are reported for all activities that benefit low- and moderate-income persons or households, aid in the prevention and elimination of slums and blight, and address urgent needs.

5 This number represents the total number of persons/households for whom services/facilities were available for [in many cases] multiple area benefit activities as reported by grantees. A service or facility meeting the national objective of benefiting low- and moderate-income persons on an area basis is available to all residents of the area served by the activity. If one or more activities had the same or overlapping service areas, the number of persons served by each activity was used to calculate the total number served; e.g., if two activities providing different services had the same service area, the number of persons in the service area would be counted twice; once for each activity.



U.S. Department of Housing and Urban Development
 Office of Community Planning and Development
 Integrated Disbursement and Information System
 PR91 - ESG-CV Financial Summary
 BRAZORIA COUNTY, TX
 2020

DATE: 11-14-22
 TIME: 14:02
 PAGE: 1

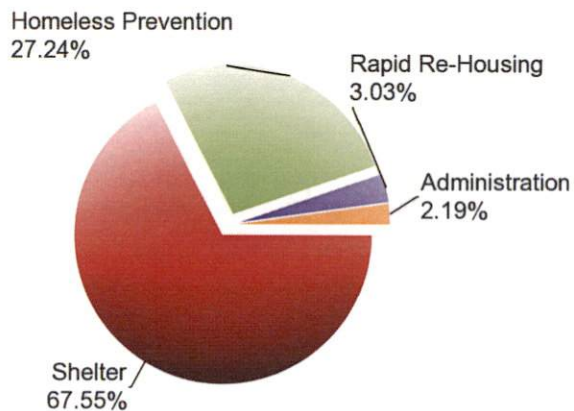
ESG-CV Program Level Summary

| Grant Number | Total Grant Amount | Total Funds Committed | Total Funds Available to Commit | % of Grant Funds Not Committed | Grant Funds Drawn | % of Grant Funds Drawn | Available to Draw | % Remaining to Draw |
|--------------|--------------------|-----------------------|---------------------------------|--------------------------------|-------------------|------------------------|-------------------|---------------------|
| E20UW480005 | \$1,652,137.00 | \$1,652,137.00 | \$0.00 | 0.00% | \$1,314,653.20 | 79.57% | \$337,483.80 | 20.43% |

ESG-CV Program Components

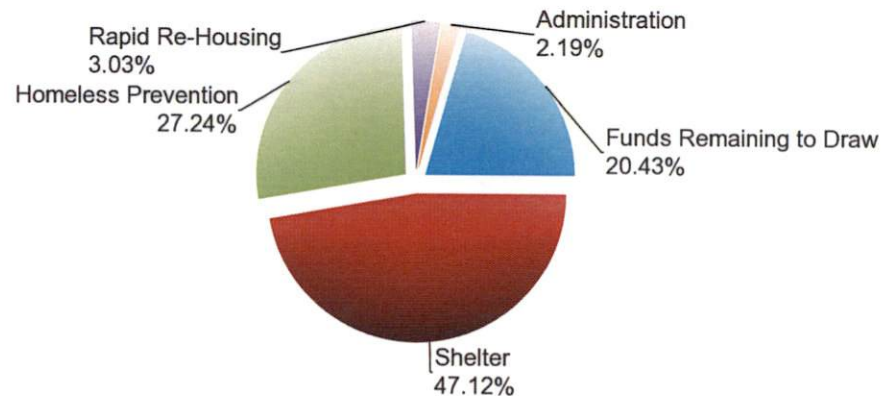
| Activity Type | Total Committed to Activities | % of Grant Committed | Drawn Amount | % of Grant Drawn |
|-------------------------|-------------------------------|----------------------|-----------------------|------------------|
| Street Outreach | \$0.00 | 0.00% | \$0.00 | 0.00% |
| Shelter | \$1,115,985.00 | 67.55% | \$778,501.20 | 47.12% |
| Homeless Prevention | \$450,000.00 | 27.24% | \$450,000.00 | 27.24% |
| Rapid Re-Housing | \$50,000.00 | 3.03% | \$50,000.00 | 3.03% |
| Data Collection (HMIS) | \$0.00 | 0.00% | \$0.00 | 0.00% |
| Administration | \$36,152.00 | 2.19% | \$36,152.00 | 2.19% |
| Funds Not Committed | \$0.00 | 0.00% | \$0.00 | 0.00% |
| Funds Remaining to Draw | \$0.00 | 0.00% | \$337,483.80 | 20.43% |
| Total | \$1,652,137.00 | 100.00% | \$1,652,137.00 | 100.00% |

Funds Committed



■ Street Outreach ■ Shelter ■ Homeless Prevention ■ Rapid Re-Housing
■ Data Collection (HMIS) ■ Administration ■ Funds Not Committed ■ Funds Remaining to Draw

Funds Drawn



■ Street Outreach ■ Shelter ■ Homeless Prevention ■ Rapid Re-Housing
■ Data Collection (HMIS) ■ Administration ■ Funds Not Committed ■ Funds Remaining to Draw



U.S. Department of Housing and Urban Development
 Office of Community Planning and Development
 Integrated Disbursement and Information System
 PR91 - ESG-CV Financial Summary
 BRAZORIA COUNTY, TX
 2020

DATE: 11-14-22
 TIME: 14:02
 PAGE: 2

24-Month Grant Expenditure Deadline

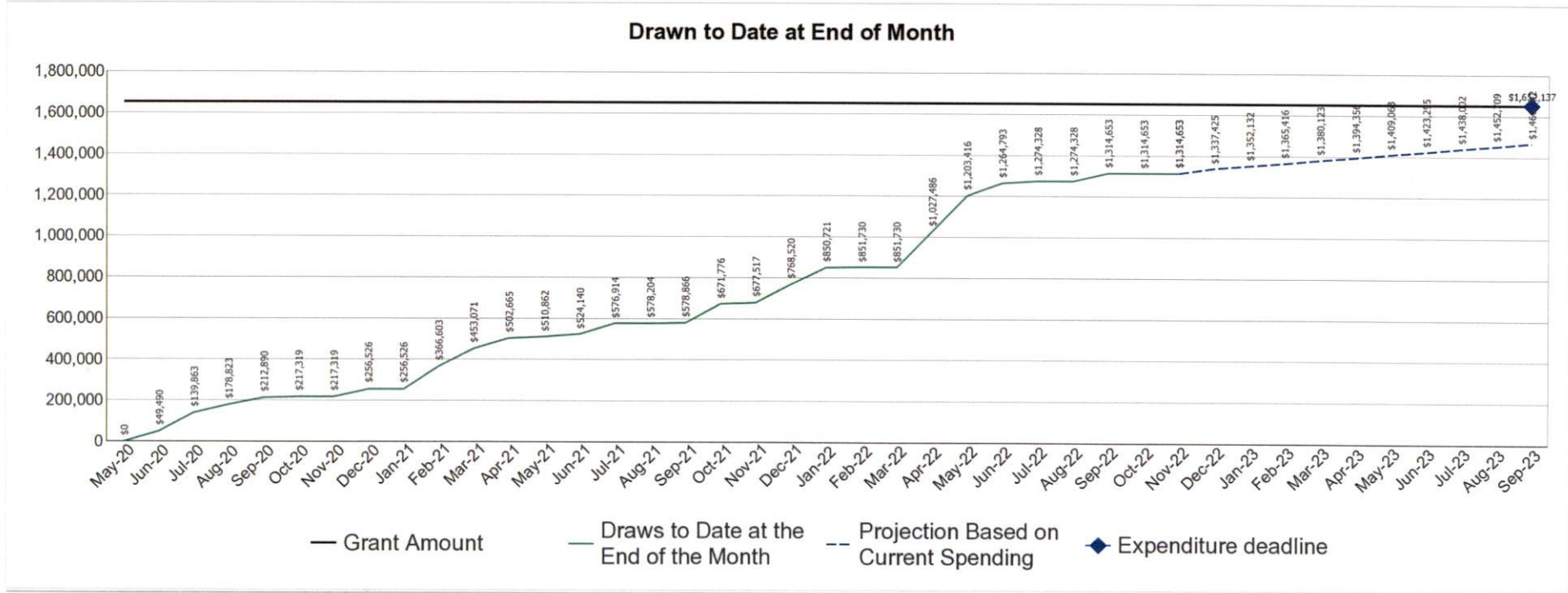
All of the recipient's grant must be expended for eligible activity costs within 24 months after the date HUD signs the grant agreement with the recipient. Expenditure means either an actual cash disbursement for a direct charge for a good or service or an indirect cost or the accrual of a direct charge for a good or service or an indirect cost. This report uses draws in IDIS to measure expenditures. HUD allocated Fiscal Year 2011 ESG funds in two allocations. For FY2011, this Obligation Date is the date of the first allocation. This report does not list the Obligation Date, does not calculate the Expenditure Deadline, and does not track the Days Remaining for the FY 2011 second allocation.

Grant Amount: \$1,652,137.00

| Grant Number | Draws to Date | HUD Obligation Date | Expenditure Deadline | Days Remaining to Meet Requirement Date | Expenditures Required |
|--------------|----------------|---------------------|----------------------|---|-----------------------|
| E20UW480005 | \$1,314,653.20 | 05/19/2020 | 09/30/2023 | 321 | \$337,483.80 |

ESG Draws By Month (at the total grant level):

Grant Amount: 1,652,137.00



ESG-CV Draws By Quarter (at the total grant level):

| Quarter End Date | Draws for the Quarter | Draws to Date at the End of the Quarter | % Drawn for the Quarter | % Drawn to Date at End of Quarter |
|------------------|-----------------------|---|-------------------------|-----------------------------------|
| 06/30/2020 | \$49,489.96 | \$49,489.96 | 3.00% | 3.00% |
| 09/30/2020 | \$163,399.89 | \$212,889.85 | 9.89% | 12.89% |
| 12/31/2020 | \$43,635.84 | \$256,525.69 | 2.64% | 15.53% |



U.S. Department of Housing and Urban Development
Office of Community Planning and Development
Integrated Disbursement and Information System
PR91 - ESG-CV Financial Summary
BRAZORIA COUNTY, TX

DATE: 11-14-22
TIME: 14:02
PAGE: 3

2020

| Quarter End Date | Draws for the Quarter | Draws to Date at the End of the Quarter | % Drawn for the Quarter | % Drawn to Date at End of Quarter |
|------------------|-----------------------|---|-------------------------|-----------------------------------|
| 03/31/2021 | \$196,545.25 | \$453,070.94 | 11.90% | 27.42% |
| 06/30/2021 | \$71,069.43 | \$524,140.37 | 4.30% | 31.72% |
| 09/30/2021 | \$54,725.52 | \$578,865.89 | 3.31% | 35.04% |
| 12/31/2021 | \$189,653.97 | \$768,519.86 | 11.48% | 46.52% |
| 03/31/2022 | \$83,209.65 | \$851,729.51 | 5.04% | 51.55% |
| 06/30/2022 | \$413,063.10 | \$1,264,792.61 | 25.00% | 76.55% |
| 09/30/2022 | \$49,860.59 | \$1,314,653.20 | 3.02% | 79.57% |
| 12/31/2022 | \$0.00 | \$1,314,653.20 | 0.00% | 79.57% |



U.S. Department of Housing and Urban Development
Office of Community Planning and Development
Integrated Disbursement and Information System
PR91 - ESG-CV Financial Summary
BRAZORIA COUNTY, TX
2020

DATE: 11-14-22
TIME: 14:02
PAGE: 4

ESG-CV Subrecipient Commitments and Draws by Activity Category :

| Subrecipient | Activity Type | Committed | Drawn |
|-----------------|----------------------------------|----------------|----------------|
| BRAZORIA COUNTY | Shelter | \$1,115,985.00 | \$778,501.20 |
| | Homeless Prevention | \$450,000.00 | \$450,000.00 |
| | Rapid Re-Housing | \$50,000.00 | \$50,000.00 |
| | Administration | \$36,152.00 | \$36,152.00 |
| | Total | \$1,652,137.00 | \$1,314,653.20 |
| | Total Remaining to be Drawn | \$0.00 | \$337,483.80 |
| | Percentage Remaining to be Drawn | \$0.00 | 20.43% |



U.S. Department of Housing and Urban Development
Office of Community Planning and Development
Integrated Disbursement and Information System
PR91 - ESG-CV Financial Summary
BRAZORIA COUNTY, TX
2020

DATE: 11-14-22
TIME: 14:02
PAGE: 5

ESG-CV Subrecipients by Activity Category

| Activity Type | Subrecipient |
|----------------------|---------------------|
| Shelter | BRAZORIA COUNTY |
| Homeless Prevention | BRAZORIA COUNTY |
| Rapid Re-Housing | BRAZORIA COUNTY |
| Administration | BRAZORIA COUNTY |

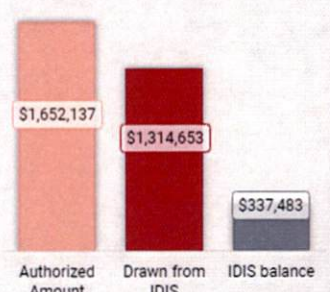
Brazoria County ESG-CV Sage Report, 2021 CAPER

✖ IDIS ESG-CV Funding Award and Draw Information Show
📄

Latest IDIS transfer: 11/18/2022


| Fiscal Year | Grant Number | Current Authorized Amount | Total Drawn | Balance | Obligation Date | Expenditure Deadline |
|--------------|--------------|---------------------------|-----------------------|---------------------|-----------------|----------------------|
| 2020 | E20UW480005 | \$1,652,137.00 | \$1,314,653.20 | \$337,483.80 | 5/19/2020 | 9/30/2023 |
| Total | | \$1,652,137.00 | \$1,314,653.20 | \$337,483.80 | | |

IDIS ESG-CV: Total Award, Draw, & Expenditures 📄



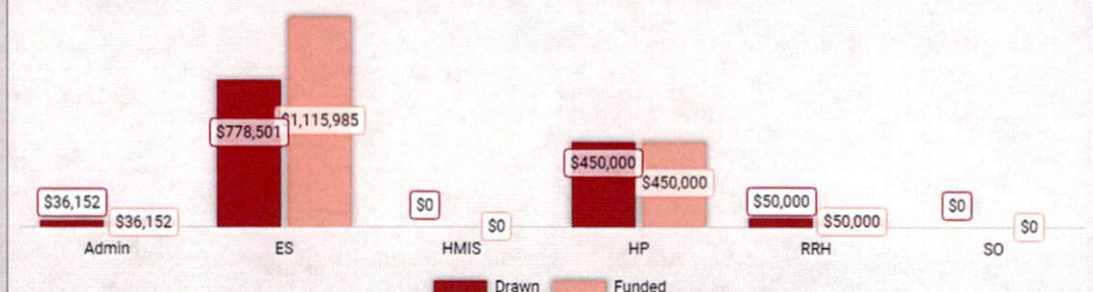
| | | |
|-------------------|-----------------|--------------|
| Authorized Amount | Drawn from IDIS | IDIS balance |
| \$1,652,137 | \$1,314,653 | \$337,483 |

IDIS ESG-CV: Drawn vs. Expended 📄



| | |
|-----------------|------------------------------|
| Drawn from IDIS | Expended as reported in Sage |
| \$1,314,653 | \$1,282,105 |

IDIS ESG-CV: Drawn vs. Funded 📄



| Category | Drawn | Funded |
|----------|-----------|-------------|
| Admin | \$36,152 | \$36,152 |
| ES | \$778,501 | \$1,115,985 |
| HMIS | \$0 | \$0 |
| HP | \$450,000 | \$450,000 |
| RRH | \$50,000 | \$50,000 |
| SO | \$0 | \$0 |

■ Drawn ■ Funded

Public Notices

PUBLIC NOTICE

2021 CONSOLIDATED ANNUAL PERFORMANCE EVALUATION REPORT (CAPER)

Brazoria County's PY 2021 Consolidated Annual Performance Evaluation Report (CAPER) is available for review and comment at the Brazoria County Community Development Department located at 1524 E. Mulberry, Suite 162, Angleton, Texas, 77515 from 8 am to 5 pm, Monday through Friday, November 18 – December 5, 2022, and on our website at <https://www.brazoriacountytx.gov/departments/housing-and-urban-development/caper> . The PY2021 CAPER includes an annual assessment of the use of funds, the delivery of activities and the County's performance in meeting its goals for the Community Development Block Grant (CDBG), HOME Investment Partnerships Program (HOME), and Emergency Solutions Grant (ESG). The public is encouraged to review and comment on this document.

Public Hearing

A public hearing will be held on Wednesday, November 30, 2022 at 5:30 pm at the Brazoria County East Annex Lobby located at 1524 East Mulberry, Angleton, Texas to receive input and comments from the public. This venue is accessible for persons with physical disabilities. The public hearing will be conducted in English; however, Spanish and sign language interpreters can be made available upon request, and persons needing other special accommodations to attend the public hearing should contact Daphne Lemelle at (979) 864-1860, at least 48 hours prior to the hearing so that accommodations can be made.

Public Comment

Public comments on the PY2021 CAPER can be submitted to the Brazoria County Community Development Department, 1524 E. Mulberry, Suite 162, Angleton, Texas 77515, by fax to (979) 864-1089, or by email to DaphneL@brazoriacountytx.gov . Please submit all questions and comments by 5 pm December 5, 2022.

Para información general, por favor llame a Daphne Lemelle al (979) 864-1860. Además, pueden presentarse observaciones por escrito al Departamento de Desarrollo de Comunidad del Condado de Brazoria, 1524 E. Mulberry, Suite 162, Angleton, Texas 77515 o por fax al (979) 864-1089. Por favor de enviar cualquier comentario antes de las 5:00 p.m. del 5 de diciembre de 2022.



NOTICIA PUBLICA

INFORME ANUAL DE EVALUACION DE RENDIMIENTO CONSOLIDADO 2021 (CAPER)

El Informe Consolidado de Evaluacion de Rendimiento Anual 2021 del Condado de Brazoria estara disponible para revision y comentarios en el Departamento de Desarrollo Comunitario del Condado de Brazoria ubicado en 1524 E. Mulberry, Suite 162, Angleton, Texas, 77515 de 8 am a 5 pm, lunes a viernes, noviembre 18 – diciembre 5, 2022 y en nuestro sitio web en <https://www.brazoriacountytx.gov/departments/housing-and-urban-development/caper>. El PY2021 CAPER incluye una evaluacion annual del uso de fondos, la entrega de actividades y el rendimiento del condado al alcanzar sus metas del fondo del bloque para el Desarrollo Comunitario (CDBG), el programa de Socialidades para la inversion de Vivienda (HOME), y modos de emergencia (ESG). Se alienta al publico que revise y aporte su opinion sobre este documento.

Audiencia Publica

Una audiencia publica se llevara a cabo para recibir comentarios y aporte, el miercoles, noviembre 30, 2022 a las 5:30 pm en la sala del edificio Anex del Condado de Brazoria ubicado en 1524 East Mulberry, Angleton, Texas. Este lugar es accessible par personas con incapacidades fisicas. Esta audencia publica sera en ingles, pero, interpretes en Espanol y language de senas pueden ser accesibles si son requeridos, y personas que necesitan otras adaptaciones especiales deben comunicarse con Daphne Lemelle al (979) 864-1860, al menos 48 horas antes de la audiencia publica para poder hacer las acomodaciones necesarias.

Comentario Publico

Comentarios publicos sobre el CAPER PY 2021 pueden ser submitidos al departamento de Desarrollo Comunitario del Condado de Brazoria, 1524 E. Mulberry, Suite 162, Angleton, Texas, 77515 o al fax (979) 864-1089, o por correo electronico a DaphneL@brazoriacountytx.gov. Por favor de enviar cualquier comentario antes de las 5:00 p.m. del 5 de diciembre del 2022.

For general information, please call Daphne Lemelle at (979) 864-1860. Also, written comments can be submitted to the Brazoria County Community Development Department, 1524 E. Mulberry, Suite 162, Angleton, Texas 77515 or by fax to (979) 864-1089. Please submit any comments by 5:00 pm December 5, 2022.

