

**May 9, 2023**

**THE COMMISSIONERS' COURT OF BRAZORIA COUNTY  
REGULAR SESSION**

**ORDER NO.**

**RE:** Treasurer's Monthly Report and Investment Report for March 2023

---

Approve the Treasurer's Monthly Report and Monthly Investment Report for March 2023. This order and affidavit must be filed with the County Clerk. It is further requested a certified copy of this order be returned to the County Treasurer. This report will be published on the County website.



**CERTIFIED COPY  
BRAZORIA COUNTY COMMISSIONERS' COURT**

**ORDER NO. 8.P.1**

**RE: TREASURER'S MONTHLY REPORT AND  
INVESTMENT REPORT FOR MARCH 2023**

Approve the Treasurer's Monthly Report and Monthly Investment Report for March 2023. This order and affidavit must be filed with the County Clerk. It is further requested a certified copy of this order be returned to the County Treasurer. This report will be published on the County website.

<b>RESULT:</b>	<b>PASSED [UNANIMOUS]</b>
<b>MOVER:</b>	David R. Linder, Commissioner
<b>SECONDER:</b>	Stacy L. Adams, Commissioner
<b>AYES:</b>	Judge Sebesta, Commissioner Payne, Commissioner Cade, Commissioner Adams, Commissioner Linder

**STATE OF TEXAS            §**

**COUNTY OF BRAZORIA   §**

**I, Joyce Hudman, Clerk County Court and Ex-Officio Clerk of the Commissioners' Court of Brazoria County, Texas, do hereby certify that the foregoing is a true and correct copy of that certain:**


**ORDER NO. 8.P.1**


**RE: TREASURER'S MONTHLY REPORT AND  
INVESTMENT REPORT FOR MARCH 2023**

as passed by the Commissioners' Court on the 9th day of MAY, A.D., 2023, Regular Session Term of Commissioners' Court and as the same appear(s) in the Commissioners' Court Records of Brazoria County, Texas.

**GIVEN UNDER MY HAND AND SEAL OF OFFICE, this the 11th DAY OF  
MAY, A. D., 2023.**

JOYCE HUDMAN, Clerk County Court  
and Ex-Officio Member of the Commissioners'  
Court of Brazoria County, Texas

By:   
T. Reynolds, Deputy





**ANGELA DEES, CIO**

BRAZORIA COUNTY TREASURER

111 E. Locust, Room 305    Angleton, Texas 77515-4654  
979-864-1353    FAX 979-864-1680

Attached is the Monthly Treasurer's Report submitted by Angela Dees, Brazoria County Treasurer for the month of March 2023. This report is submitted in compliance with the Local Government Code Chapter 114, Chapter 2256 and Chapter 2257. This report contains:

Commissioners' Court Affidavit: 114.026 (d)  
Monies received and disbursed: 114.026 (a) (1)  
Pledged Securities Management Report: 2257.021  
Debts due to\* and owed by the county: 114.026 (a) (2)  
All other proceedings in the Treasurer's office: 114.026 (a) (3)  
Brazoria County general ledger fund activity: 114.026 (c)

Brazoria County Investment Portfolio for **March 2023**: 2256.023

\*Note: debts due to the County are reported to the Court by the collecting offices: 114.044.\*

"I CERTIFY THAT TO THE BEST OF MY KNOWLEDGE THE ATTACHED REPORTS ARE TRUE AND CORRECT."

A handwritten signature in blue ink that reads "Angela Dees".

Angela Dees, CIO  
Brazoria County Treasurer

MINUTES OF COUNTY FINANCES  
TREASURER'S MONTHLY REPORT  
AFFIDAVIT  
COMMISSIONERS' COURT May 9, 2023

BEFORE ME, the undersigned authority, a Notary Public in and for Brazoria County, Texas, on this day personally appeared the Members of Brazoria County Commissioners' Court and who after being duly sworn upon their oaths do hereby state as follows:

The requirements of Subsection (c) of the Texas Local Government Code §114.026 have been met and that we have reviewed and examined the Monthly Report of: **ANGELA DEES**, Treasurer of Brazoria County, Texas for **March 2023**.

Further, having taken reasonable steps to ensure its accuracy as presented, approve the report and enter this order into the minutes which state total cash and other assets in the custody of the County Treasurer at the time of the examination to be \$335,365,143.66.

The Treasurer's report and this affidavit will be published on the Brazoria County website.

L. M. "Matt" Sebesta, Jr.  
County Judge


Donald W. "Dude" Payne  
Commissioner Precinct 1

Ryan Cade  
Commissioner Precinct 2

Stacy L. Adams  
Commissioner Precinct 3

David R. Linder  
Commissioner Precinct 4

SUBSCRIBED AND SWORN TO BEFORE ME THIS 9<sup>th</sup> Day of May, 2023.



Notary Public in and for Brazoria County, Texas  
My Commission Expires: April 12, 2025

**BRAZORIA COUNTY Bank Account Activity and Interest Report for March 2023**

Account	Ending Bank Balance 2/28/2022	Deposits and Other Credits Received	Checks and Other Debits Disbursed	Ending Bank Balance 3/31/2023	MONTHLY Interest Earned	Interest Rate 03/01/23
<b>FIRST NATIONAL BANK OF LAKE JACKSON</b>						
Payroll	5,813,554.53	9,545,937.89	(13,134,184.14)	2,225,308.28	6,021.40	2.95
Operating	14,247,872.33	22,942,695.66	(25,793,494.38)	11,397,073.61	37,161.93	2.95
Jury Fund	348,910.00	260.00	(30,030.00)	319,140.00	884.94	2.95
County Clerk Trust Fund	3,538,983.03	217,685.10	(74,353.80)	3,682,314.33	8,988.95	2.95
District Clerk Trust Fund	2,607,028.84	82,966.25	(614,782.40)	2,075,212.69	5,471.30	2.95
Sheriff Barber Shop Education Training Program *	88,720.43	402.98	(4,863.38)	84,260.03	214.48	2.95
Comptroller Direct Deposit	453,284.68	3,775,438.60	(2,410,514.48)	1,818,208.80	2,504.95	2.95
Sheriff's Dept Narcotic Unit-Operations	4,858.44	4,000.00	(6,000.00)	2,858.44	7.73	2.95
Comm. Super & Corrections Dept. Restitution Acct	181,214.09	43,805.99	(107,874.04)	117,146.04	415.64	2.95
District Atty Check Collection Account	18,304.04	3,499.23	(1,391.83)	20,411.44	49.05	2.95
Employee Benefit Trust Fund *	2,040,281.52	993,882.50	(1,830,078.97)	1,204,085.05	4,219.06	2.95
Investment Acct	18,000.00	4,022,600.00	(4,037,100.00)	3,500.00	175.32	2.95
Credit Card Account	1,139,175.92	671,685.47	(1,215,477.71)	595,383.68	1,315.48	2.95
E-Filing / E-Recording	306,471.95	343,274.75	(305,919.30)	343,827.40	763.25	2.95
Parks Credit Card	68,523.06	69,742.44	(3,742.72)	134,522.78	278.64	2.95
Juvenile Restitution Account	3,049.55	1,623.97	(1,467.79)	3,205.73	8.35	2.95
TouchPay Credit Card	122,353.98	83,149.06	(150,721.39)	54,781.65	2,689.42	2.95
Brazoria County Receivables	-	327,572.47	(326,828.93)	743.54	80.35	2.95
Tax Assessor/Collector GOVPAY Acct	1,469,479.34	1,578,925.41	(1,574,399.83)	1,474,004.92	2,877.38	2.95
Tax Assessor/Collector Veh Inventory Prop Tax	277,105.76	240,541.62	(55,081.98)	462,565.40	952.31	2.95
Tax Assessor/Collector Boat Sales Tax *	29,392.79	159,437.64	(90,601.47)	98,228.96	109.59	2.95
Tax Assessor/Collector Motor Vehicle Acct	1,895,531.17	9,217,170.11	(9,185,317.45)	1,927,383.83	5,136.30	2.95
Tax Assessor/Collector Boat Collections	32,290.06	159,537.75	(185,731.81)	6,096.00	56.76	2.95
Tax Assessor/Collector Sales Tax Account *	1,760,160.27	6,416,409.02	(6,505,085.19)	1,671,484.10	4,832.74	2.95
Tax Assessor/Collector Tax Account	5,601,423.19	18,033,183.84	(18,154,517.42)	5,480,089.61	19,826.45	2.95
<b>First National Bank of Lake Jackson Totals</b>	<b>55,274,934.93</b>			<b>35,201,836.30</b>	<b>105,041.77</b>	
<b>TOTAL Interest Earning Accounts EOM Balance</b>				<b>35,201,836.30</b>	<b>105,041.77</b>	
Non-int bearing Accts: Sheriff, County and District Clerks Cash Bonds; TCDBG-IKE; Inmate Trusts; TCEQ; Bail Bond Sec; HMGP				<b>3,217,093.07</b>		
				<b>38,418,929.37</b>		

This report is presented in accordance with The Texas Government Code Title 4 Sec. 114.026 (a)(1) and I certify that to the best of my knowledge the above is the true and correct cash balance remaining in the Treasurer's custody.

  
 Angela Dees  
 Brazoria County Treasurer



**ANGELA DEES, CIO**

BRAZORIA COUNTY TREASURER

111 E. Locust, Room 305    Angleton, Texas 77515-4654

979-864-1353    FAX 979-864-1680

Attached is a copy of the management report for the securities that were pledged to Brazoria County by First National Bank of Lake Jackson for the month of:

**March 2023.**

"I CERTIFY THAT TO THE BEST OF MY KNOWLEDGE THE ATTACHED REPORT IS TRUE AND CORRECT."

A handwritten signature in blue ink, appearing to read "Angela Dees", is written over a horizontal line.

Angela Dees, CIO  
Brazoria County Treasurer

# Reportfolio

First National Bank of Lake Jackson, Lake Jackson, T  
 Published: 3/28/2023 10:39:18 AM

Management Report  
 Pledged To: BRAZORIA COUNTY

Date: 31-Mar-23  
 Page: 18  
 Section V-C

## Safekeeping

Code	Cusip Trans#	Description Maturity	Prerfund	Pool Coupon	Moody StdPoor	Original Face Pledged Percent	Original Face Value	Pledged Par Value	Pledged Book Value	Pledged Market Value	
FHLB	3137FX3K2	FHR 5020 TE		1.000		100.00%	\$3,000,000.00	\$1,749,893.13	\$1,748,312.69	\$1,320,579.77	
FEDERAL HOME LOAN BANK AFS											
FHLB	3138BCEP1	FNR 2020-73 KQ		1.750		100.00%	\$2,500,000.00	\$1,764,112.83	\$1,827,050.87	\$1,451,653.52	
FEDERAL HOME LOAN BANK AFS											
FHLB	3137H1QS8	FHR 5136 JL		1.250		100.00%	\$2,000,000.00	\$1,788,807.42	\$1,797,893.94	\$1,473,112.25	
FEDERAL HOME LOAN BANK AFS											
FHLB	38383DVS4	GNR 2021-193 PC		1.500		100.00%	\$2,500,000.00	\$2,164,482.63	\$2,175,574.60	\$1,833,770.03	
FEDERAL HOME LOAN BANK AFS											
FHLB	38383U3Q1	GNR 2022-173 QP		5.000		100.00%	\$2,000,000.00	\$1,969,335.90	\$1,978,880.79	\$1,981,437.86	
FEDERAL HOME LOAN BANK AFS											
FHLB	3136BGQB0	FNR 2021-52 JC		1.250		100.00%	\$2,500,000.00	\$2,228,913.73	\$2,231,181.79	\$1,792,762.12	
FEDERAL HOME LOAN BANK AFS											
FHLB	3137H26Q2	FHR 5144 PB		1.250		100.00%	\$2,500,000.00	\$2,239,069.38	\$2,239,069.38	\$1,812,350.00	
FEDERAL HOME LOAN BANK AFS											
FHLB	3136BJT47	FNR 2021-75 PB		1.500		100.00%	\$2,000,000.00	\$1,822,486.28	\$1,821,062.46	\$1,494,358.56	
FEDERAL HOME LOAN BANK AFS											
							<u>40 CMOs - Fixed Rate</u>	<u>\$101,450,000.00</u>	<u>\$39,286,539.23</u>	<u>\$33,721,017.36</u>	
<b>Total Pledged</b>							<b>138</b>	<b>To: BRC BRAZORIA COUNTY</b>	<b>\$9,048,030.35</b>	<b>Other securities with Stated Maturity Under 2 Years</b>	<b>\$61,844,845.12</b>
									<b>\$70,892,875.47</b>	<b>\$71,451,321.23</b>	<b>\$62,962,038.36</b>
									<b>\$0.00</b>	<b>Munis with Maturity Under 2 Years</b>	<b>\$0.00</b>
									<b>\$0.00</b>	<b>Munis with Maturity Over 2 Years</b>	<b>\$0.00</b>

\*\* If no data is shown, then there are no pledges for the current period.



### Brazoria County Bond Payments - March 2023

	<u>INTEREST</u>	<u>PRINCIPAL</u>	<u>BAB SUBSIDY</u>	<u>TOTAL</u>
Series 2016 - Unlimited Tax Refunding Bonds	108,325.00	900,000.00		1,008,325.00
Series 2016 - Limited Tax Refunding Bonds	85,750.00	945,000.00		1,030,750.00
Series 2018 -Certificates of Obligation	170,700.00	320,000.00		490,700.00
Series 2018 - Unlimited Tax Refunding Bonds	72,750.00	425,000.00		497,750.00
Series 2020 - Unlimited Tax Refunding (2010B BAB) Bonds	205,750.00	860,000.00		1,065,750.00
Series 2021 - Certificates of Obligation	1,694,450.00	225,000.00		1,919,450.00
Series 2021 - Unlimited Tax Refunding Bonds	91,100.00	380,000.00		471,100.00
Series 2021 - Limited Tax Refunding Bonds	385,600.00	1,250,000.00		1,635,600.00
<b>TOTAL PAYMENTS</b>	2,814,425.00	5,305,000.00	0.00	8,119,425.00

**The following pages show the remaining bond payments to be made by Brazoria County.**

This report is presented in accordance with The Texas Government Code Title 4 Sec. 114.026 (a)(2)

  
\_\_\_\_\_  
Angela Dees, CIO  
Brazoria County Treasurer



**BRAZORIA COUNTY, TEXAS**  
**Series 2016 - Unlimited Tax Refunding Bonds**  
**Remaining Payment Schedule**

FISCAL YEAR	INTEREST 1-Mar	PRINCIPAL 1-Mar	INTEREST 1-Sep	TOTAL PAYMENT
2023	108,325.00	900,000.00	90,325.00	1,098,650.00
2024	90,325.00	935,000.00	71,625.00	1,096,950.00
2025	71,625.00	975,000.00	52,125.00	1,098,750.00
2026	52,125.00	1,015,000.00	26,750.00	1,093,875.00
2027	26,750.00	1,070,000.00	0.00	1,096,750.00
<hr/>				
	349,150.00	4,895,000.00	240,825.00	5,484,975.00
<hr/> <hr/>				

**Debt History:**

Date of Receipt 28-Jan-16  
Amount of Issue \$8,425,000.00  
True Int cost 2.376%

**Paying Agent:**

U.S. Bank  
ABA routing # 091000022  
St. Paul, MN 55486-2639

Refunding Series 2006 Unlimited Tax Road Bonds

**BRAZORIA COUNTY, TEXAS**  
**Series 2016 - Limited Tax Refunding Bonds**  
**Remaining Payment Schedule**

FISCAL YEAR	INTEREST 1-Mar	PRINCIPAL 1-Mar	INTEREST 1-Sep	TOTAL PAYMENT
2023	85,750.00	945,000.00	66,850.00	1,097,600.00
2024	66,850.00	980,000.00	47,250.00	1,094,100.00
2025	47,250.00	1,025,000.00	26,750.00	1,099,000.00
2026	26,750.00	1,070,000.00		1,096,750.00
<hr/>				
	226,600.00	4,020,000.00	140,850.00	4,387,450.00
<hr/> <hr/>				

**Debt History:**

Date of Receipt 28-Jan-16  
Amount of Issue \$8,125,000.00  
True Int cost 2.207%

**Paying Agent:**

U.S. Bank  
ABA routing # 091000022  
St. Paul, MN 55486-2639

Refunding Series 2006 Certificate of Obligation

**BRAZORIA COUNTY**  
**Certificates of Obligation**  
**Series 2018**  
**Payment Schedule**

FISCAL YEAR	INTEREST 1-Mar	PRINCIPAL 1-Mar	INTEREST 1-Sep	TOTAL PAYMENT
2023	170,700.00	320,000.00	162,700.00	653,400.00
2024	162,700.00	335,000.00	154,325.00	652,025.00
2025	154,325.00	355,000.00	145,450.00	654,775.00
2026	145,450.00	370,000.00	136,200.00	651,650.00
2027	136,200.00	390,000.00	126,450.00	652,650.00
2028	126,450.00	410,000.00	116,200.00	652,650.00
2029	116,200.00	430,000.00	105,450.00	651,650.00
2030	105,450.00	455,000.00	94,075.00	654,525.00
2031	94,075.00	475,000.00	82,200.00	651,275.00
2032	82,200.00	500,000.00	69,700.00	651,900.00
2033	69,700.00	525,000.00	59,200.00	653,900.00
2034	59,200.00	545,000.00	48,300.00	652,500.00
2035	48,300.00	570,000.00	36,900.00	655,200.00
2036	36,900.00	590,000.00	25,100.00	652,000.00
2037	25,100.00	615,000.00	12,800.00	652,900.00
2038	12,800.00	640,000.00	0.00	652,800.00
	1,545,750.00	7,525,000.00	1,375,050.00	10,445,800.00

**Debt History:**

Date of Receipt August 23, 2018  
Amount of Issue \$8,120,000.00  
Last Maturity March 01, 2038  
True Interest Cost 3.496221%

**Paying Agent:**

U.S. Bank  
ABA routing # 091000022  
St. Paul, MN 55486-2639

**BRAZORIA COUNTY**  
**Unlimited Tax Refunding Bonds**  
**Series 2018**  
**Payment Schedule**

FISCAL YEAR	INTEREST 1-Mar	PRINCIPAL 1-Mar	INTEREST 1-Sep	TOTAL PAYMENT
2023	72,750.00	425,000.00	62,125.00	559,875.00
2024	62,125.00	445,000.00	51,000.00	558,125.00
2025	51,000.00	475,000.00	39,125.00	565,125.00
2026	39,125.00	495,000.00	26,750.00	560,875.00
2027	26,750.00	520,000.00	13,750.00	560,500.00
2028	13,750.00	550,000.00		563,750.00
	265,500.00	2,910,000.00	192,750.00	3,368,250.00

Refunded Series 2008 Unlimited Tax Road Bonds

**Debt History:**

Date of Receipt August 23, 2018  
Amount of Issue \$4,415,000.00  
Last Maturity March 01, 2028  
True Interest Cost 2.647974%

**Paying Agent:**

U.S. Bank  
ABA routing # 091000022  
St. Paul, MN 55486-2639

**BRAZORIA COUNTY**  
**Unlimited Tax Road Refunding Bonds**  
**Series 2020**  
**Payment Schedule**

FISCAL YEAR	INTEREST 1-Mar	PRINCIPAL 1-Mar	INTEREST 1-Sep	TOTAL PAYMENT
2023	205,750.00	860,000.00	184,250.00	1,250,000.00
2024	184,250.00	910,000.00	161,500.00	1,255,750.00
2025	161,500.00	950,000.00	137,750.00	1,249,250.00
2026	137,750.00	995,000.00	112,875.00	1,245,625.00
2027	112,875.00	1,050,000.00	86,625.00	1,249,500.00
2028	86,625.00	1,100,000.00	59,125.00	1,245,750.00
2029	59,125.00	1,155,000.00	30,250.00	1,244,375.00
2030	30,250.00	1,210,000.00		1,240,250.00
	978,125.00	8,230,000.00	772,375.00	9,980,500.00

**Debt History:**

Date of Receipt    January 23, 2020  
Amount of Issue    \$9,840,000.00  
Last Maturity        March 01, 2030  
True Interest Cost   1.720776%

**Paying Agent:**

U.S. Bank  
ABA routing # 091000022  
St. Paul, MN 55486-2639

Refunded: 2010B Unlimited Tax Rd Bonds, (Build America Bonds)

**BRAZORIA COUNTY**  
**Certificates of Obligation**  
**Series 2021**  
**Payment Schedule**

FISCAL YEAR	INTEREST 1-Mar	PRINCIPAL 1-Mar	INTEREST 1-Sep	TOTAL PAYMENT
2023	1,694,450.00	225,000.00	1,688,825.00	3,608,275.00
2024	1,688,825.00	360,000.00	1,679,825.00	3,728,650.00
2025	1,679,825.00	915,000.00	1,656,950.00	4,251,775.00
2026	1,656,950.00	2,010,000.00	1,606,700.00	5,273,650.00
2027	1,606,700.00	2,740,000.00	1,538,200.00	5,884,900.00
2028	1,538,200.00	2,880,000.00	1,466,200.00	5,884,400.00
2029	1,466,200.00	3,025,000.00	1,390,575.00	5,881,775.00
2030	1,390,575.00	3,180,000.00	1,311,075.00	5,881,650.00
2031	1,311,075.00	3,325,000.00	1,244,575.00	5,880,650.00
2032	1,244,575.00	3,465,000.00	1,175,275.00	5,884,850.00
2033	1,175,275.00	3,605,000.00	1,103,175.00	5,883,450.00
2034	1,103,175.00	3,750,000.00	1,028,175.00	5,881,350.00
2035	1,028,175.00	3,905,000.00	950,075.00	5,883,250.00
2036	950,075.00	4,065,000.00	868,775.00	5,883,850.00
2037	868,775.00	4,210,000.00	805,625.00	5,884,400.00
2038	805,625.00	4,335,000.00	740,600.00	5,881,225.00
2039	740,600.00	4,470,000.00	673,550.00	5,884,150.00
2040	673,550.00	4,605,000.00	604,475.00	5,883,025.00
2041	604,475.00	4,745,000.00	533,300.00	5,882,775.00
2042	533,300.00	4,915,000.00	435,000.00	5,883,300.00
2043	435,000.00	5,115,000.00	332,700.00	5,882,700.00
2044	332,700.00	5,325,000.00	226,200.00	5,883,900.00
2045	226,200.00	5,540,000.00	115,400.00	5,881,600.00
2046	115,400.00	5,770,000.00	0.00	5,885,400.00
	24,869,700.00	86,480,000.00	23,175,250.00	134,524,950.00

**Debt History:**

Date of Receipt November 03, 2021  
Par Amount \$86,895,000.00  
Premium on Bonds \$12,605,000.00  
Total Proceeds \$99,500,000.00  
Last Maturity March 01, 2046  
True Interest Cost 2.576943%

**Paying Agent:**

U.S. Bank  
ABA routing # 091000022  
St. Paul, MN 55486-2639

**BRAZORIA COUNTY**  
**Limited Tax Refunding Bonds**  
**Series 2021**  
**Payment Schedule**

FISCAL YEAR	INTEREST 1-Mar	PRINCIPAL 1-Mar	INTEREST 1-Sep	TOTAL PAYMENT
2023	385,600.00	1,250,000.00	354,350.00	1,989,950.00
2024	354,350.00	1,315,000.00	321,475.00	1,990,825.00
2025	321,475.00	1,380,000.00	286,975.00	1,988,450.00
2026	286,975.00	1,450,000.00	250,725.00	1,987,700.00
2027	250,725.00	1,530,000.00	212,475.00	1,993,200.00
2028	212,475.00	1,610,000.00	172,225.00	1,994,700.00
2029	172,225.00	1,685,000.00	130,100.00	1,987,325.00
2030	130,100.00	1,775,000.00	85,725.00	1,990,825.00
2031	85,725.00	1,865,000.00	39,100.00	1,989,825.00
2032	39,100.00	1,955,000.00		1,994,100.00
	2,238,750.00	15,815,000.00	1,853,150.00	19,906,900.00

**Debt History:**

Date of Receipt    December 16, 2021  
Par Amount        \$15,815,000.00  
Last Maturity      March 01, 2032  
True Interest Cost  1.360143%

**Paying Agent:**

U.S. Bank  
ABA routing # 091000022  
St. Paul, MN 55486-2639

Refunded Series 2012 Certificates of Obligation

P:\Treas\Debt Service Bonds\Debt Series 2021 Limited Tax Refunding Debt Service Payment Schedule.xls

**BRAZORIA COUNTY**  
**Unlimited Tax Refunding Bonds**  
**Series 2021**  
**Payment Schedule**

FISCAL YEAR	INTEREST 1-Mar	PRINCIPAL 1-Mar	INTEREST 1-Sep	TOTAL PAYMENT
2023	91,100.00	380,000.00	83,500.00	554,600.00
2024	83,500.00	390,000.00	75,700.00	549,200.00
2025	75,700.00	410,000.00	67,500.00	553,200.00
2026	67,500.00	425,000.00	59,000.00	551,500.00
2027	59,000.00	445,000.00	50,100.00	554,100.00
2028	50,100.00	460,000.00	40,900.00	551,000.00
2029	40,900.00	485,000.00	31,200.00	557,100.00
2030	31,200.00	500,000.00	21,200.00	552,400.00
2031	21,200.00	520,000.00	10,800.00	552,000.00
2032	10,800.00	540,000.00		550,800.00
	531,000.00	4,555,000.00	439,900.00	5,525,900.00

**Debt History:**

Date of Receipt    December 16, 2021  
Par Amount         \$4,555,000.00  
Last Maturity      March 01, 2032  
True Interest Cost  1.339921%

**Paying Agent:**

U.S. Bank  
ABA routing # 091000022  
St. Paul, MN 55486-2639

Refunded Series 2012 Unlimited Tax Road Bonds

P:\Treas\Debt Service Bonds\Debt Series 2021 Unlimited Tax Refunding Debt Service Payment Schedule.xls





ANGELA DEES, CIO  
BRAZORIA COUNTY TREASURER

**Brazoria County Treasurer's Office Proceedings for March 2023**

Activity	Count		Amount
Cash Receipts issued	87	\$	860,789.98
Treasurer Brinks Cash/Checks Deposits Processed	85	\$	954,607.86
Treasurer Remote Deposits Processed	8	\$	20,690.52
HealthCare Invoices processed	11	\$	1,738,450.76
Retiree Premium Processed	408	\$	58,612.63
Under 65 Retiree Prepaid 401H Reimbursements processed	154	\$	45,430.00
Over 65 Retiree Prepaid 401H reimbursements processed	258	\$	48,400.00
Wire Transfers executed	97	\$	18,619,239.71
Toll Road Wires Executed	5	\$	230,218.95
EFT files processed	20	\$	10,855,465.68
Account Payables checks printed and distributed (102101)	1442	\$	11,794,430.72
Jury checks printed and distributed	2020	\$	39,480.00
BCCSCD checks printed and distributed	158	\$	111,671.83
HUD checks printed and distributed	80	\$	164,690.89
Payroll checks printed and distributed (102821)	67	\$	99,025.01
Payroll advices printed and distributed (est):	700	-	
Stop payments issued	68	\$	38,851.42
Positive Pay files processed:	29	-	
General ledger Journal Entries posted - BRAZO	217	-	
Toll Road General Ledger Journal Entries Posted	37	-	
Reports to State	3	-	

Submitted for compliance with Local Government Code Sec. 114.026 subsection (a)(3)

I certify to the best of my knowledge the above information is true and correct.

A handwritten signature in blue ink, appearing to read "Angela Dees", written over a horizontal line.

Angela Dees, CIO  
Brazoria County Treasurer



**Brazoria County General Ledger Fund Balance Activity**  
**March 1, 2023 - March 31, 2023**

998 Included

General Ledger Fund balances are of the last day of the month and may not include all journal entries and adjustments for that month.  
 Bank accounts have been reconciled or, are in the process of being reconciled to general ledger since this report was generated.  
 Submitted for compliance with Local Government Code Sec. 114.026 subsection (c)

Fund	Cash				Investments			
	Opening GL Balance	GL Debit	GL Credit	GL Ending Balance	Opening GL Balance	GL Debit	GL Credit	GL Ending Balance
10000 - General Fund	\$21,617,757.66	\$68,306,723.36	-\$72,645,753.23	\$17,278,727.79	\$125,293,491.38	\$7,859,469.82	-\$10,000,000.00	\$123,152,961.20
10100 - General Fund - Construction	-\$1,191.07	\$0.00	-\$16,050.00	-\$17,241.07				
10110 - Grand Parkway	\$0.00	\$0.00	-\$4,340.00	-\$4,340.00				
10200 - Juv Prob Fees	\$30,528.98	\$9,423.34	-\$7,631.19	\$32,321.13				
10300 - Unclaimed Juvenile Restitution	\$11,358.00	\$0.00	\$0.00	\$11,358.00				
10350 - Sheriff Special Response Team	\$24,998.38	\$93.76	-\$866.66	\$24,225.48				
10400 - Env Health-Retail Food Permits	-\$21,325.68	\$42,321.63	-\$52,144.22	-\$31,148.27				
10500 - District Clerk Contingency	\$474,159.02	\$1,912.18	-\$36.64	\$476,034.56	\$274,207.72	\$1,073.83	\$0.00	\$275,281.55
10600 - Fire Training Field	\$13,396.04	\$51.72	-\$84.48	\$13,363.28				
10700 - Parks Special Events	\$158,944.94	\$31,065.09	-\$5,000.00	\$185,010.03				
10710 - Parks SFA Special Projects	\$8,540.29	\$389.98	\$0.00	\$8,930.27				
10850 - CPS-Donations	\$23,065.02	\$481.13	\$0.00	\$23,546.15				
20000 - Road and Bridge Non-Construct	\$25,659,527.11	\$3,602,496.84	-\$9,898,677.83	\$19,363,346.12	\$22,768,376.53	\$92,534.40	\$0.00	\$22,860,910.93
20500 - Road and Bridge Construction	-\$6,088,570.25	\$6,221,641.28	-\$1,866,658.13	-\$1,753,587.10				
30000 - USDA-WIC								
30100 - HHSC Women Infants & Children	-\$264,134.16	\$348,979.46	-\$390,522.05	-\$305,676.75				
30200 - USDA-WIC Peer Counseling								
30300 - USDA-WIC Registered Diet								
30400 - USDA-WIC Lactation Reimb.								
30502 - HHS-PPCPS-CRI	-\$6,441.57	\$9,541.51	-\$4,775.68	-\$1,675.74				
30600 - HHS-RLSS-LPHS	-\$8,161.85	\$18,879.68	-\$15,055.73	-\$4,337.90				
30701 - HHS-CPS/HCID-PHEP								
30702 - HHS-CPS/UNIQUE								
30705 - HHS-PPCPS-HAZARDS	-\$25,001.97	\$37,824.63	-\$32,468.02	-\$19,645.36				
30706 - 2017 Hur Public Hlth Crisis R								
30707 - COVID-19 Health Grant	-\$8,392.12	\$12,878.23	-\$6,810.82	-\$2,324.71				
30708 - COVID-19-2 Health Grant	-\$10,721.11	\$15,850.79	-\$18,403.35	-\$13,273.67				
30709 - COVID-19 Vaccination Capacity	-\$26,358.89	\$4,000.00	-\$3,154.25	-\$25,513.14				
30710 - HHS-INFECTIOUS_DIS_CTRL_UNIT	-\$5,352.48	\$15,841.50	-\$18,838.93	-\$8,349.91				
30711 - COVID Health Disparities	-\$30,806.14	\$73,080.20	-\$62,768.18	-\$20,494.12				
30712 - COVID-PH Workforce Capacity	-\$11,461.59	\$19,323.68	-\$9,661.84	-\$1,799.75				
30800 - HHS-CPS-Title IV-E-FCM	-\$12,172.68	\$3,885.82	-\$7,310.91	-\$15,597.78				
30850 - HHS-CPS-Title IV-E Legal Svcs	-\$211,028.38	\$45,867.78	-\$167,043.79	-\$332,204.39				
31100 - DHS-Repelitive Flood Claims								
31300 - DHS-Buffer Zone Protection	\$13,729.21	\$0.00	\$0.00	\$13,729.21				
31500 - DHS-St Homeland Sec-UASI	-\$83,568.83	\$79,651.96	-\$39,901.96	-\$43,818.83				
31501 - DHS-St-UASI-M&A	-\$693.93	\$900.23	-\$1,065.47	-\$859.17				
31502 - DHS-St-UASI SWAT	-\$49,799.68	\$0.00	-\$47,036.84	-\$96,836.52				
31503 - DHS-St-UASI Portable Radios	-\$127,886.50	\$0.00	\$0.00	-\$127,886.50				
31600 - DHS-St Homeland Security	\$500.00	\$0.00	\$0.00	\$500.00				
32000 - HUD-FY20-Section 8 CARES	\$165,915.79	\$644.65	\$0.00	\$166,560.44				
32006 - HUD-FY06-Section 8 Housing-ADM								
32008 - HUD-FY08-Section 8 Housing-ADM								
32009 - HUD-FY09-Section 8 Housing-ADM								
32010 - HUD-FY10-Section 8 Housing-ADM								
32011 - HUD-FY11-Section 8 Housing-ADM								
32012 - HUD-FY12-Section 8 Housing-ADM								
32013 - Section8-Adm	-\$0.00	\$0.00	\$0.00	-\$0.00				
32019 - HUD-2019-Section 8 Housing-ADM								
32020 - HUD-2020-Section 8 Housing-ADM								
32021 - HUD-2021-Section 8 Housing-ADM								
32022 - HUD-2022-Section 8 Housing-ADM	\$1,147,800.17	\$209,817.74	-\$242,504.88	\$1,115,113.03				
32051 - HUD-FY21-Section 8-EHV-ADM								
32052 - HUD-FY22-Section 8-EHV-ADM	\$98,257.81	\$13,299.78	-\$10,211.48	\$101,346.11				
32119 - HUD-2019-Section 8 Housing-HAP	\$20,165.10	\$78.35	\$0.00	\$20,243.45				
32120 - HUD-2020-Section 8 Housing-HAP	-\$6,961.20	\$0.00	\$0.00	-\$6,961.20				
32121 - HUD-2021-Section 8 Housing-HAP	\$16,716.02	\$64.95	\$0.00	\$16,780.97				
32122 - HUD-2022-Section 8 Housing-HAP	\$331,471.33	\$462.50	-\$360,612.00	-\$28,678.17				
32123 - HUD-2023-Section 8 Housing-HAP	-\$347,712.00	\$1,073,691.80	-\$723,447.00	\$2,532.80				
32151 - HUD-FY21-Section 8-EHV-HAP	\$61,838.54	\$240.27	\$0.00	\$62,078.81				
32152 - HUD-FY22-Section 8-EHV-HAP	-\$16,775.22	\$0.00	\$0.00	-\$16,775.22				
32153 - HUD-FY23-Section 8-EHV-HAP	-\$37,411.28	\$113,196.00	-\$96,681.00	-\$20,896.28				
32211 - HUD-CDBG-2011								
32212 - HUD-CDBG-PY2012								
32213 - CDBG	\$338.67	\$30,588.63	-\$119,487.13	-\$88,559.83				
32214 - HOME	-\$39,842.14	\$7,657.82	-\$23,818.96	-\$56,003.28				
32215 - ESG	\$56.43	\$0.00	\$0.00	\$56.43				
32600 - HUD-Texas CDBG	-\$65,418.15	\$893.09	-\$59,867.11	-\$124,392.17				
32610 - HUD-2016 Flood GLO	-\$44,316.86	\$2,646.59	-\$4,886.22	-\$46,556.49				
32620 - HUD-Harvey GLO	-\$952.68	\$12,773.50	-\$9,903.41	\$1,917.41				
33200 - USDOJ-Crime Vict Assist-VOCA	-\$23,109.92	\$59,791.44	-\$63,162.25	-\$26,480.74				
33250 - USDOJ-CSCD-Victim Svcs Prg								

Fund	Cash				Investments			
	Opening GL Balance	GL Debit	GL Credit	GL Ending Balance	Opening GL Balance	GL Debit	GL Credit	GL Ending Balance
33251 - USDOJ-CSCD-VSP	-\$1,877.88	\$1,877.92	-\$1,877.88	-\$1,877.84				
33300 - USDOJ-Drug Court Program	-\$35,356.17	\$59,535.84	-\$39,032.12	-\$14,852.45				
33301 - OGG - Mental Health Court	\$441.61	\$0.00	-\$3,172.61	-\$2,731.00				
33310 - USDOJ-DWI Court Program	-\$16,650.82	\$33,301.64	-\$27,759.79	-\$11,108.96				
33320 - USDOJ-Veterans Court Program	-\$7,210.27	\$7,472.10	-\$34,346.15	-\$34,084.32				
33330 - USDOJ-Domestic Violence Court	-\$61,705.33	\$114,890.11	-\$69,112.75	-\$15,927.97				
33410 - USDOJ-CESF Grant								
33415 - OJP-Edward Byrne Mem JAG Grant								
33420 - USDOJ-COVID-19 Mitigation								
33500 - USDOJ-DEA-Narcotics OT Exp	\$0.03	\$11,279.56	-\$13,641.78	-\$2,362.19				
33510 - USDOJ-Organized Crime Drug Enf								
33520 - Jim Wells County S.O - S.O. OT	\$0.00	\$0.00	-\$825.00	-\$825.00				
33900 - USDOJ-SCAAP	\$150,275.25	\$583.88	\$0.00	\$150,859.13				
33901 - USDOJ-Bulletproof Vests								
34105 - TPW-HRCP-COL BOTTOMLAND PROJ	-\$111,584.39	\$16,460.78	-\$32,287.67	-\$127,411.28				
34106 - TPW-Resoft Park Trail Dvlpmt	-\$44,570.59	\$0.00	\$0.00	-\$44,570.59				
34107 - TPW-Follets Island-Parking Lot								
34108 - TPW-FM 2918 Boat Ramp Reno	\$0.00	\$0.00	-\$6,117.63	-\$6,117.63				
34200 - DOI-Parks Boating Access								
34250 - DOI-Swan Lake Boat Ramp								
34400 - USDOT-CR 257 Repairs								
34600 - FEMA- Flood Disaster 2015								
34610 - FEMA - Flood Disaster 2016	\$40,339.70	\$0.00	\$0.00	\$40,339.70				
34615 - FEMA-Harvey 2017	\$813,733.91	\$0.00	-\$6,750.00	\$806,983.91				
34616 - FEMA-Hazard Mitigation Grant P	-\$963,468.79	\$64,772.67	-\$492,523.77	-\$1,391,219.89				
34619 - Fema - Flood Disaster 2019								
34620 - CARES-Coronavirus Relief Fund								
34621 - FEMA-Laura 2020	\$125.42	\$0.00	\$0.00	\$125.42				
34622 - FEMA-Beta 2020								
34623 - FEMA-DR4485TX COVID19 Pandemic	-\$45,704.05	\$7,494.01	-\$15,352.04	-\$53,562.08				
34624 - FEMA Winter Storm-Inc pd 2.11	-\$36,444.88	\$0.00	\$0.00	-\$36,444.88				
34625 - FEMA-Nicholas 2021	-\$8,943.90	\$0.00	\$0.00	-\$8,943.90				
34700 - IMLS-Library Mobile Proj Rnd 2								
34710 - FCC-E-Rate Library Program								
34715 - FCC-E-Rate Library Program	-\$329,028.94	\$286,572.20	-\$170,768.57	-\$213,225.31				
34716 - FCC-Library ECF Funding	\$8,787.95	\$0.00	\$0.00	\$8,787.95				
34717 - FCC-Library ECF Funding	-\$76,653.50	\$0.00	-\$7,139.00	-\$83,792.50				
34820 - USDC-SLP Dune Walkover								
34850 - USTREAS-Restore Act Projects	-\$1,993,164.40	\$390,241.60	-\$3,625.00	-\$1,606,547.80				
34851 - Emergency Rental Assistance	-\$37,011.09	\$1,052.44	\$0.00	-\$35,958.65				
34852 - Emergency Rental Assistance 2	-\$841,726.62	\$13,633.25	-\$24,103.58	-\$852,196.95	\$1,025,721.32	\$4,016.75	\$0.00	\$1,029,738.07
34855 - American Rescue Plan-2021CLFRF	-\$1,066,064.04	\$0.00	-\$788,159.96	-\$1,854,224.00	\$67,825,953.21	\$266,283.10	\$0.00	\$68,092,236.31
34856 - ARP-Emerg Food & Shelter Prg	\$23.38	\$0.00	-\$23.38	\$0.00				
34857 - LATCF-Tribal Consistency Fund	\$85,673.92	\$0.00	-\$13,895.06	\$71,778.86				
34860 - DOI-Parks - CIAP Grant								
34880 - TXDOT-SH288 Truck Weigh Stn								
34881 - TXDOT-CR58 PH II (CSJ304)	\$13,976.11	\$0.00	-\$0.01	\$13,976.10				
34882 - TXDOT-CR59 (CSJ 305)	-\$3,958,216.87	\$0.00	-\$1,447,901.49	-\$5,406,118.36				
34883 - TXDOT-CR101 Widening (CSJ303)	-\$1,560,014.00	\$0.00	\$0.00	-\$1,560,014.00				
34901 - USDOT-22CVANGLE-RescuePlan	\$13,000.00	\$0.00	-\$13,000.00	\$0.00				
34902 - USDOT-21CRANGLE-Covid19Relief	-\$13,000.00	\$13,000.00	\$0.00	\$0.00				
34912 - USDOT-1212ANGLE-Wildlife								
34913 - TXDOT 1312ANGLE-APRON								
34925 - TXDOT - CARES 20CRANGLE								
35000 - TJJJ-State Aid	-\$69,498.21	\$471,172.77	-\$391,766.25	\$9,908.31				
35650 - TJPC-JJAEF-Boot Camp-8/31	-\$508,187.28	\$933,115.18	-\$579,577.93	-\$154,650.03				
35660 - TJPD-JJAEF Discretionary	\$12.06	\$0.05	\$0.00	\$12.11				
35800 - TJPC-JJAEF-Boot Camp-7/31								
35900 - TJJJ-Mental Health Services								
35950 - TJJJ-RDA-RegDiversionAlt-R	-\$26,655.89	\$43,249.18	-\$26,168.99	-\$9,575.70				
36076 - TPW-Resoft-Shoreline Improveme	-\$5,213.81	\$0.00	\$0.00	-\$5,213.81				
36120 - SOS-Voting machines reimb								
36130 - Body Worn Cameras	-\$14,178.70	\$0.00	\$0.00	-\$14,178.70				
36150 - H-GAC-Tire Collection Grant								
36410 - Texas Veterans Treatment Crt								
36601 - GLO-HRCP-COL BOTTOMLANDS EDUC								
36602 - GLO-CEPRA-SLP	\$15,036.50	\$0.00	\$0.00	\$15,036.50				
36603 - GLO-Follett Dune Restoration	\$1,521,066.76	\$5,909.95	\$0.00	\$1,526,976.71				
36605 - GLO-Beach User Fees	-\$147,635.71	\$44,640.97	-\$88,053.66	-\$191,048.40				
36801 - TXDOT-CR 48 PROJECT								
36802 - TXDOT-CTIF(Cty Trans Infr Fnd)	-\$161,007.04	\$0.00	\$0.00	-\$161,007.04				
37000 - OAG-VAG Grant	-\$14,615.13	\$26,924.42	-\$24,082.97	-\$11,773.68				
37100 - OAG-TEXAS VINE CONTR								
37200 - DFPS-CPS-Title IV-B-Concr Svc								
37300 - TDHCA-Amy Young Barrier Remova								
37400 - TDH-Immunization	-\$33,832.03	\$79,533.20	-\$60,643.67	-\$14,942.50				
37710 - OAG-Opioid Settlement	-\$47,236.71	\$641,083.70	-\$320,541.85	\$273,305.14				
37800 - OAG-Regional Juv Mental Hlth S	\$0.00	\$0.00	-\$800.00	-\$800.00				
37913 - TXDOT-M312ANGLE-FY13RAMP								
37914 - TXDOT-M212ANGLE-FY14RAMP								
37916 - TXDOT-M1612ANGL-FY16RAMP								
37917 - TXDOT-FY17RAMP								
37921 - TXDOT-FY21RAMP								
37922 - TXDOT-FY22RAMP								
37923 - TXDOT-FY23RAMP	\$0.00	\$0.00	-\$11,187.75	-\$11,187.75				

Fund	Cash				Investments			
	Opening GL Balance	GL Debit	GL Credit	GL Ending Balance	Opening GL Balance	GL Debit	GL Credit	GL Ending Balance
37950 - TXDOT-Airport Layout-19MPANGLE								
38000 - Fire Code Inspection & Permit	-\$214,113.12	\$97,921.35	-\$130,308.10	-\$246,499.87				
38010 - Economic Development Tax Abate	\$393,728.76	\$71,151.02	-\$34,743.12	\$430,136.66				
38020 - BC Industrial Development Corp	\$96,264.95	\$0.74	\$0.00	\$96,265.69				
38100 - Vital Statistics Fee	\$93,481.29	\$3,944.51	-\$2,233.00	\$95,192.80				
38110 - CC Records Mgmt-Recording	\$1,685,962.76	\$116,670.65	-\$167,080.09	\$1,635,553.32	\$982,530.88	\$3,847.65	\$0.00	\$986,378.53
38120 - CC Records Archive	\$1,672,172.03	\$125,449.14	-\$109,839.58	\$1,687,781.59				
38130 - CC Records Mgmt-Criminal	\$95,481.38	\$4,924.52	-\$2,043.20	\$98,362.70				
38200 - CC Records Mgmt-Civ, Crim, Prob	\$209,901.10	\$913.36	-\$1,091.49	\$209,722.97	\$324,190.12	\$1,269.53	\$0.00	\$325,459.65
38210 - County Graffiti Eradication	\$2,808.04	\$10.91	\$0.00	\$2,818.95				
38220 - CC-DC Technology	\$118,963.67	\$1,773.83	-\$652.87	\$120,084.63				
38230 - CC Records Preservation	\$98,192.95	\$745.07	-\$210.00	\$98,728.02				
38240 - CC-DC Specialty Court	\$98,879.51	\$7,337.65	-\$3,486.43	\$102,730.73				
38250 - CCSB41 Consolidated Rec Mgmt	\$48,990.99	\$9,373.78	-\$4,752.52	\$53,612.25				
38251 - CCSB41 Clerk of Court Account	\$99,995.34	\$18,840.00	-\$9,670.00	\$109,165.34				
38300 - Child Abuse Prevention Fund	\$183.03	\$114.32	-\$69.15	\$228.20				
38310 - Family Protection Fund	\$178.15	\$174.70	\$0.00	\$352.85				
38320 - DC Records Management	\$31,097.46	\$3,848.20	-\$2,047.15	\$32,898.51				
38330 - DC Records Archive	\$42,469.10	\$275.29	-\$62.90	\$42,681.49				
38340 - DC Records Preservation	\$17,832.47	\$238.09	-\$92.28	\$17,978.28				
38350 - DC Records Technology	\$36,705.83	\$169.25	-\$2,337.65	\$34,537.43				
38360 - DCSB41 Consolidated Rec Mgmt	\$129,290.17	\$21,926.44	-\$10,877.02	\$140,339.59				
38361 - DCSB41 Clerk of Court Account	\$212,903.56	\$36,306.66	-\$18,185.48	\$231,024.74				
38400 - JP Building Security	-\$91,086.16	\$52,287.24	-\$79,587.85	-\$118,386.77				
38410 - JP Technology Fund	\$582,707.91	\$17,099.34	-\$9,344.72	\$590,462.53				
38420 - JPSB41 Support Fund	\$236,083.09	\$33,689.76	-\$11,032.38	\$258,740.47				
38500 - Courthouse Security	\$832,515.06	\$39,348.82	-\$17,639.75	\$854,224.13				
38501 - Courthouse Attny Access Card	\$3,615.47	\$415.41	-\$50.00	\$3,980.88				
38510 - SB41 Court Facility Fee Fund	\$119,440.13	\$21,018.57	-\$10,664.68	\$129,794.02				
38511 - SB41 County Jury Fund	\$59,685.07	\$10,519.29	-\$5,332.34	\$64,872.02				
38512 - SB41 Language Access Fund	\$46,571.78	\$7,314.77	-\$3,009.41	\$50,877.14				
38513 - SB41 Guardianship Fund	\$11,927.50	\$2,047.50	-\$1,105.00	\$12,870.00				
38514 - SB41 Court Report Service Fund	\$149,306.01	\$26,273.22	-\$13,330.85	\$162,248.38				
38515 - SB41 Appellate Judicial System	\$29,892.97	\$5,274.64	-\$2,676.16	\$32,491.45				
38516 - SB41 Judicial Edu and Support	\$5,870.00	\$980.00	-\$525.00	\$6,325.00				
38600 - LEOSE	\$131,588.99	\$41,346.88	-\$22,265.27	\$150,670.60				
38710 - D A Hot Check Collection	\$9,617.46	\$255.00	-\$495.36	\$9,377.10				
38720 - D A Supplemental	\$20,110.92	\$48.67	-\$7,589.04	\$12,570.55				
38730 - D A Forfeiture, CCP Chapter 59	\$287,917.60	\$1,202.01	-\$2,917.49	\$286,202.12				
38750 - Pretrial Diversion	\$89,637.47	\$73,891.04	-\$54,536.66	\$108,991.85				
38810 - Voter Registration	-\$8,736.70	\$0.00	-\$2,130.98	-\$10,867.68				
38820 - Special Inv, Dealer Escrow-Tax	\$98,986.59	\$1,702.66	-\$655.54	\$100,033.71	\$32,028.72	\$125.41	\$0.00	\$32,154.13
38830 - Scofflaw Fees, TTC Sect 502.01	\$1,936.88	\$7.53	\$0.00	\$1,944.41				
38910 - Election Services Contract	\$228,937.42	\$105,106.05	-\$102.53	\$333,940.94				
38920 - Elections - HAVA Equip. Rental	\$736,259.77	\$2,860.66	\$0.00	\$739,120.43				
38930 - Elections-CARES HAVA								
39020 - Constable Pct 2 Forfeiture	\$2,570.65	\$9.99	\$0.00	\$2,580.64				
39040 - Constable Pct 4 Forfeiture	\$2,071.73	\$8.05	\$0.00	\$2,079.78				
39100 - Sheriff Contraband Forfeiture	\$304,099.49	\$1,162.58	-\$4,881.29	\$300,380.78				
39110 - Braz Cnty Narcotics Task Force	\$1,289,734.76	\$21,264.92	-\$15,220.00	\$1,295,779.68				
39120 - Sheriff Commissary Fund	\$647,130.44	\$172,059.90	-\$142,457.87	\$676,732.46				
39130 - Sheriff-Federal Forfeiture	\$208,617.05	\$24,181.85	-\$24,587.94	\$208,210.96				
39200 - Juvenile Case Manager Fund	\$24,533.08	\$1,863.41	-\$840.45	\$25,556.04				
39210 - Bond & Occupational LSF	-\$22,265.22	\$17,078.06	-\$24,019.45	-\$29,206.61				
39300 - Reliant Energy CARE Program	\$15,431.70	\$0.00	-\$510.70	\$14,921.00				
39310 - UnitedWay-Emergency Assistance	\$2,107.96	\$0.02	-\$2,102.44	\$5.54				
39390 - SETH-SE TX Housing Fln. Corp.	\$193.57	\$0.75	\$0.00	\$194.32				
39410 - Library-Special Projects	\$252,503.93	\$15,389.83	-\$14,212.75	\$253,681.01				
39420 - Tocker Foundation Grant	\$0.00	\$1,776.00	\$0.00	\$1,776.00				
39500 - SEP-Wastewater-EnvHlth-TCEQ	\$298.22	\$27,000.00	-\$27,000.00	\$298.22				
39615 - TPW Foundation-Grt TX Birding	\$695.55	\$0.00	\$0.00	\$695.55				
39620 - Shoreline Rest. Task Force	\$35,872.58	\$139.38	\$0.00	\$36,011.96				
39630 - 2006 GoM Energy Security Act	\$2,463,434.03	\$8,372.40	-\$307,073.30	\$2,164,733.13				
39700 - Lateral Road Fund								
39710 - Road & Bridge, Ch 152, Tx Code								
39720 - Special Projects								
39764 - Riverside Est Spld Assmt	\$7,788.51	\$0.00	\$0.00	\$7,788.51				
39765 - Briar Meadows AmyLn Ross Rd SA								
39766 - Twin Lakes Assmt	-\$394,850.27	\$100.00	\$0.00	-\$394,750.27				
39768 - Old Coffee Plantation Sp Asses	-\$215,112.68	\$9,764.30	\$0.00	-\$205,348.38				
39769 - Lindell-Hudspeth Dr Spec Asses	-\$18,904.90	\$0.00	\$0.00	-\$18,904.90				
39770 - Lindell-Frio Dr Spec Asses	-\$18,903.90	\$0.00	\$0.00	-\$18,903.90				
39771 - Lindell-Donley Dr Spec Asses	-\$18,903.90	\$0.00	\$0.00	-\$18,903.90				
39772 - Pinetree Trail Rd Spec Asses	-\$21,227.00	\$0.00	\$0.00	-\$21,227.00				
39773 - Lakeside Drive Rd Spec Asses								
39774 - Forest Loop Special Assessment	-\$29,589.70	\$0.00	\$0.00	-\$29,589.70				
39775 - River Road (CR31a) Spec Asses	-\$29,590.78	\$0.00	\$0.00	-\$29,590.78				
39776 - Mustang Spur Spec Asses	-\$27,570.85	\$0.00	\$0.00	-\$27,570.85				
39777 - Jasper Special Assessment	-\$9,272.30	\$0.00	\$0.00	-\$9,272.30				
39800 - Law Library	\$35,008.14	\$48,837.83	-\$63,633.66	\$20,212.31	\$120,560.39	\$472.10	\$0.00	\$121,032.49
39900 - Mosquito Control District	\$1,730,659.37	\$260,552.57	-\$320,983.70	\$1,670,228.24	\$395,484.89	\$1,548.74	\$0.00	\$397,033.63
40000 - 2012 Gen Oblig Rfd (2003 CO)								
41000 - 2016 Limited Tax Rfd (2006 CO)	\$473,387.12	\$65,542.35	-\$6,403.11	\$532,526.36	\$499,298.21	\$1,955.32	\$0.00	\$501,253.53
42000 - 2021 Gen Oblig Rfd (2012 CO)	\$72,470.96	\$115,781.84	-\$9,785.67	\$178,467.13				
42100 - 2018 Cert of Oblig-I,S	\$467,458.53	\$40,031.91	-\$3,215.93	\$504,274.51				

Fund	Cash				Investments			
	Opening GL Balance	GL Debit	GL Credit	GL Ending Balance	Opening GL Balance	GL Debit	GL Credit	GL Ending Balance
42200 - 2021 CO-Courthouse Campus I,S	\$4,157,842.99	\$164,874.05	-\$12,606.09	\$4,310,110.95				
44000 - Toll Road-SH288-I&S	\$1,014,802.57	\$466,553.50	-\$1,625,823.15	-\$144,467.08				
45000 - Road Bonds-Mobility-I,S	\$2,034,461.04	\$206,928.02	-\$20,776.24	\$2,220,612.82	\$897,511.12	\$3,514.72	\$0.00	\$901,025.84
51000 - 2006 Certificate of Obligation								
52000 - 2012 Cert of Oblig,C,M								
52100 - 2018 Cert of Oblig,C,M	-\$332,519.35	\$0.00	-\$1,291.97	-\$333,811.32	\$2,670,534.33	\$10,457.85	\$0.00	\$2,680,992.18
52200 - 2021 CO-Courthouse Campus C,M	-\$18,434,688.37	\$0.00	-\$3,239,808.09	-\$21,674,496.46	\$66,159,352.03	\$264,705.88	\$0.00	\$66,424,057.91
52201 - 2022 EOC State Allocation	-\$407,928.45	\$0.00	-\$1,584.97	-\$409,513.42	\$1,038,623.59	\$4,067.26	\$0.00	\$1,042,690.85
54000 - Toll Road-SH288-C & M	\$882,080.46	\$11.16	\$0.00	\$882,091.62	\$1,946,398.53	\$7,741.15	\$0.00	\$1,954,139.68
55000 - Mobility Plan								
57200 - Ring of Honor	\$56,325.96	\$218.85	\$0.00	\$56,544.81				
60500 - Airport Operating	-\$2,412,603.84	\$906,936.53	-\$789,672.31	-\$2,295,339.62				
61000 - BCTRA O&M SH288	\$7,741,680.46	\$1,138,451.15	-\$323,512.81	\$8,556,618.80	\$12,244,276.70	\$49,292.59	\$0.00	\$12,293,569.29
64000 - BCTRA FM518 PEDC-SH288	\$302,234.17	\$0.53	\$0.00	\$302,234.70				
64100 - BCTRA Contributions-SH288								
64200 - BCTRA FM518 TXDOT-SH288								
64510 - BCTRA Preliminary-288 Extn	-\$691,457.81	\$0.00	-\$342,606.71	-\$1,034,064.52				
71000 - Health Care Benefits	\$1,258,260.03	\$1,694,498.32	-\$1,830,301.06	\$1,122,457.29	\$7,171,054.66	\$28,082.06	\$0.00	\$7,199,136.72
72000 - Employee Health Clinic	\$20,520.45	\$60,345.77	-\$72,348.70	\$8,517.52				
73000 - Insurance Reserve	\$75,038.18	\$0.00	-\$103,623.55	-\$28,585.37	\$919,450.48	\$3,600.59	\$0.00	\$923,051.07
81000 - B Cnty Groundwatr Conserv Dist	\$1,961,629.70	\$71,503.47	-\$76,370.43	\$1,956,762.74				
81100 - Braz Cnty Toll Road Authority								
81500 - CSCD DP6 - SUD Program	-\$80,197.42	\$118,305.09	-\$120,930.65	-\$82,822.98				
81600 - CSCD-TAIP Treatment Aller.	\$30,942.54	\$33,720.00	-\$21,564.00	\$43,098.54				
81700 - CSCD DP17 - MHealth Caseloads	-\$3,280.73	\$70,539.02	-\$58,062.04	\$9,196.25				
81800 - CSCD Basic Supervision Prog	\$1,323,609.57	\$1,389,090.93	-\$1,397,778.74	\$1,314,921.76				
81850 - CSCD-Evidence Based Assessment								
81900 - CSCD CC4 - High Risk Program	\$135,155.44	\$215,870.99	-\$136,798.82	\$214,227.61				
82000 - CSCD-Comm Corr-Life								
82100 - CSCD CCS- Sex Offender Program	\$30,398.55	\$89,592.07	-\$67,793.85	\$52,196.77				
82200 - CSCD-Comm Corr-Substance Abuse								
82300 - CSCD DP4 - High Risk Program	\$51,487.19	\$68,263.45	-\$45,717.85	\$74,032.79				
82400 - CSCD-New Caseload Reduction-DP								
82500 - CSCD DP30 - SUD Trt Pgm	-\$41,335.59	\$200,687.59	-\$161,298.28	-\$1,946.28				
82600 - CSCD-Mental Health Treatment	\$30,395.01	\$17,514.00	-\$8,757.00	\$39,152.01				
88000 - Trust & Agency								
88200 - Brazos Mall								
88300 - SH288 @ CR 56 Overpass								
89000 - Historical Commission	\$1,499.84	\$5.83	\$0.00	\$1,505.67	\$14,761.89	\$57.81	\$0.00	\$14,819.70

**BRAZORIA COUNTY  
PORTFOLIO REPORT  
March 2023**

Current Date: 3/31/2023

Fund	Description	Type	CUSIP	Coupon	Settle Date	Maturity Date	Next Call Date	Par Value	Purch Price	Purch Cost	Book Value	Mkt Price	Mkt Value	Days to Mat	YTM	Interest Earned
10000	FFCB	Agency	3133EMDM1	0.270	10/20/20	10/20/23	10/20/23	2,000,000.00	100.000	2,000,000.00	2,000,000.00	0.9608	1,921,600.00	203	0.270	
10000	FFCB	Agency	3133EMQM7	0.200	02/16/21	02/16/24	02/16/24	2,000,000.00	100.000	2,000,000.00	2,000,000.00	0.9470	1,894,000.00	322	0.200	
10000	FHLB	Agency	3130ALKM5	0.350	03/15/21	03/15/24	03/15/24	2,000,000.00	100.000	2,000,000.00	2,000,000.00	0.9456	1,891,200.00	350	0.350	3,500.00
10000	FHLB	Agency	3130ALLM4	0.350	03/29/21	03/28/24	03/28/24	2,000,000.00	100.000	2,000,000.00	2,000,000.00	0.9443	1,888,600.00	363	0.350	3,500.00
10000	FHLB	Agency	3130ALRH9	0.400	04/12/21	04/12/24	04/12/24	2,000,000.00	100.000	2,000,000.00	2,000,000.00	0.9436	1,887,200.00	378	0.400	
10000	FHLB	Agency	3130AMND0	0.430	06/17/21	06/17/24	06/17/24	2,000,000.00	100.000	2,000,000.00	2,000,000.00	0.9373	1,874,600.00	444	0.430	
10000	FHLB	Agency	3130APAW5	0.550	10/08/21	10/08/24	10/08/24	2,000,000.00	100.000	2,000,000.00	2,000,000.00	0.9278	1,855,600.00	557	0.550	
10000	FHLB	Agency	3130APB20	0.600	10/22/21	10/22/24	10/22/24	2,000,000.00	100.000	2,000,000.00	2,000,000.00	0.9282	1,856,400.00	571	0.600	
10000	FHLB	Agency	3130APJ89	0.700	10/28/21	10/28/24	10/28/24	2,000,000.00	100.000	2,000,000.00	2,000,000.00	0.9294	1,858,800.00	577	0.700	
10000	FHLB	Agency	3130AQWM1	1.800	02/28/22	02/27/25	02/27/25	2,000,000.00	100.000	2,000,000.00	2,000,000.00	0.9428	1,885,600.00	699	1.800	18,000.00
10000	FHLB	Agency	3130AUYX6	5.250	03/15/23	02/21/25	02/21/24	2,000,000.00	100.020	2,007,400.00	2,000,000.00	1.0200	2,400,000.00	693	5.236	
10000	FHLB	Agency	3130AV6B3	5.212	03/24/23	03/20/25	09/20/23	2,000,000.00	100.270	2,006,600.00	2,000,000.00	1.2000	2,400,000.00	720	5.212	
<b>Matured or Called Investments:</b>																
997	TexPool	LGIP		4.590				183,452,251.99	100.000	183,452,251.99	183,452,251.99	100.00	183,452,251.99	1	4.590	733,418.78
998	Texas Class	LGIP		4.860				89,493,962.30	100.000	89,493,962.30	89,493,962.30	100.00	89,493,962.30	1	4.860	368,572.46
999	Depository	Cash		2.950				38,418,929.37	100.000	38,418,929.37	38,418,929.37	100.00	38,418,929.37	1	2.950	105,041.77
												<b>335,365,143.66</b>	<b>36</b>	<b>4.242</b>	<b>1,232,033.01</b>	

This report is presented in accordance with the Texas Government Code Title 10 Section 2256.023 and complies with the Investment Strategy of Brazoria County's Investment Policy and I certify that to the best of my knowledge the above is true and correct.

Angela Dees  
Brazoria County Treasurer

**BRAZORIA COUNTY**  
**Investment Data Summary**  
**March 2023**

<b>Type Breakdown:</b>	<b>Book Value</b>	<b>Percent</b>	<b>Wtd Avg Mat</b>	<b>Wtd Avg Yield</b>
LGIP	272,946,214.29	81.39%	1	4.678
Agency	24,000,000.00	7.16%	490	1.342
Cash	38,418,929.37	11.46%	1	2.950
	<b>335,365,143.66</b>	<b>100.00%</b>	<b>36</b>	<b>4.242</b>

<b>Issuer Breakdown:</b>	<b>Book Value</b>	<b>Percent</b>	<b>Wtd Avg Mat</b>	<b>Wtd Avg Yield</b>
FNMA				
FHLB	20,000,000.00	5.96%	797	1.563
FHLMC	-			
-	-			
FFCB	4,000,000.00	1.19%	263	0.235
-	-			
TexPool	183,452,251.99	54.70%	1	4.590
Texas Class	89,493,962.30	26.69%	1	4.860
Depository	38,418,929.37	11.46%	1	2.950
	<b>335,365,143.66</b>	<b>100.00%</b>	<b>52</b>	<b>4.242</b>

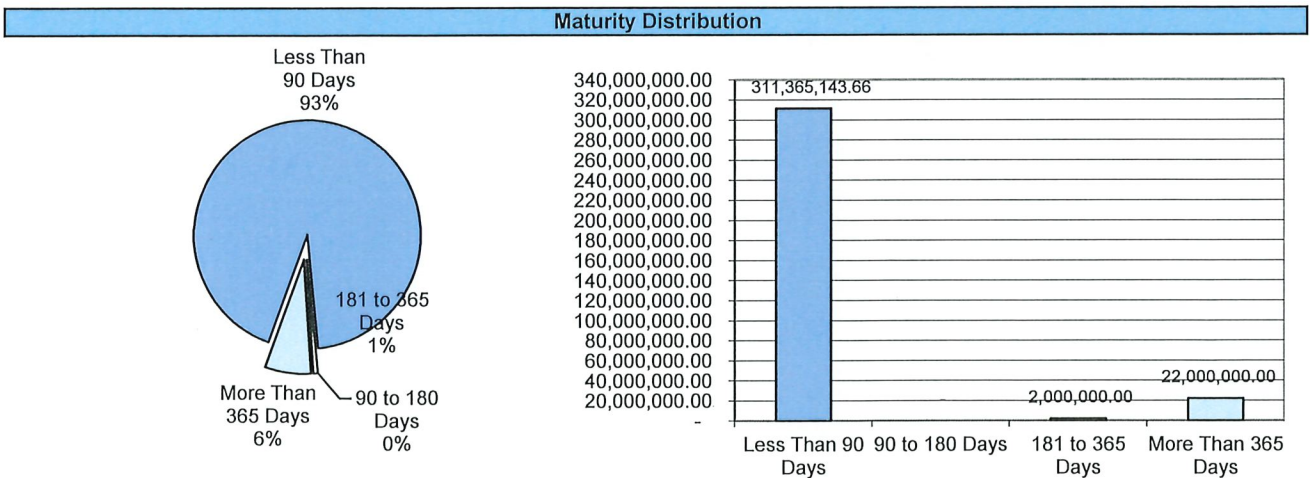
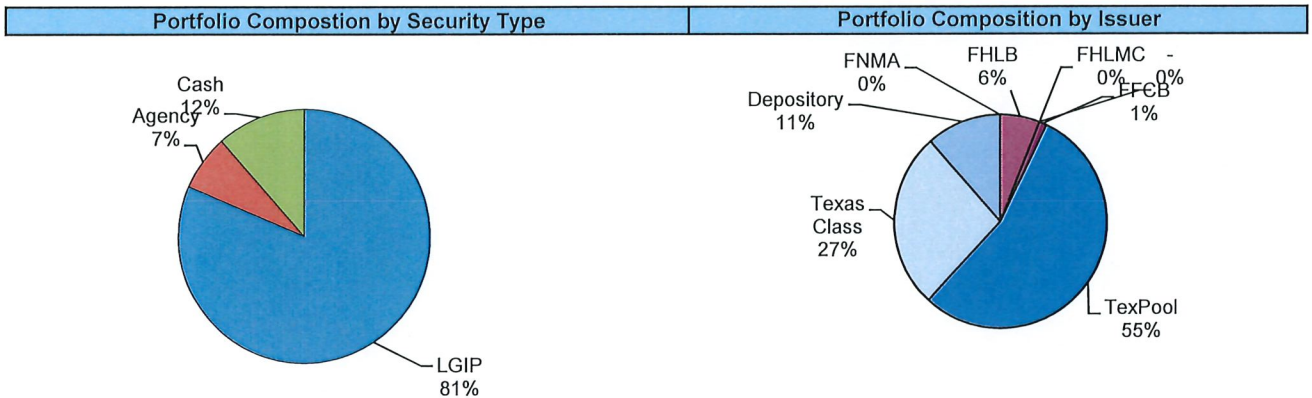
<b>Fund Breakdown:</b>	<b>Book Value</b>	<b>Percent</b>	<b>Wtd Avg Mat</b>	<b>Wtd Avg Yield</b>
10000	24,000,000.00	7.16%	490	1.342
20500	-			
997	183,452,251.99	54.70%	1	4.590
998	89,493,962.30	26.69%	1	4.860
999	38,418,929.37	11.46%	1	2.950
	<b>335,365,143.66</b>	<b>100.00%</b>	<b>36</b>	<b>4.242</b>

<b>Maturity Breakdown:</b>	<b>Book Value</b>	<b>Percent</b>
Less Than 90 Days	311,365,143.66	92.84%
90 to 180 Days	-	0.00%
181 to 365 Days	2,000,000.00	0.60%
More Than 365 Days	22,000,000.00	6.56%
	<b>335,365,143.66</b>	<b>100.00%</b>

**BRAZORIA COUNTY**  
**Investment Summary Report**  
**For the Period Ending 3/31/2023**

Total Portfolio Summary			
	Current Month 03/31/23	Prior Month 2/28/2023	Change From Prior
Book Value	335,365,143.66	343,635,821.30	(8,270,677.64)
Market Value	334,978,743.66	342,449,421.30	(7,470,677.64)
Market Value%	99.88%	99.65%	0.23%
Weighted Average Maturity - Days	36 days	29 days	7
Weighted Average Yield	4.242%	4.10%	0.15%

Portfolio Composition by Fund			
Fund Name	3/31/2023 Book Value	Wtd Avg Yield	Wtd Avg Maturity
10000	24,000,000.00	1.342%	490
20500	-		0
997	183,452,251.99	4.590%	1
998	89,493,962.30	4.860%	1
999	38,418,929.37	2.950%	1
<b>TOTALS:</b>	<b>335,365,143.66</b>	<b>4.242%</b>	<b>36 days</b>





**Monthly Interest Earned for Fiscal Year 2023**

	Oct	Nov	Dec	1st Qtr	Jan	Feb	Mar	2nd Qtr	April	May	June	3rd Qtr	July	August	Sept	4th Qtr	Ann Earned
BANK	77,331.74	96,326.60	96,326.60	269,984.94	96,326.60	79,017.92	105,041.77	280,386.29				0.00				0.00	550,371.23
TEXPOOL	371,101.69	413,727.06	612,771.64	1,397,600.39	602,806.43	637,740.47	733,418.78	1,973,965.68				0.00				0.00	3,371,566.07
Texas Class	226,794.28	250,930.97	294,087.91	771,813.16	344,254.27	324,639.12	368,572.46	1,037,475.65				0.00				0.00	1,809,289.01
Agencies	25,200.00	0.00	4,300.00	29,500.00	0.00	2,000.00	25,000.00	27,000.00				0.00				0.00	56,500.00
<b>Total Per Mo.</b>	<b>700,427.71</b>	<b>760,984.63</b>	<b>1,007,486.15</b>	<b>2,468,898.49</b>	<b>1,043,397.30</b>	<b>1,043,397.51</b>	<b>1,232,033.01</b>	<b>3,318,827.82</b>	<b>0.00</b>	<b>0.00</b>	<b>0.00</b>	<b>0.00</b>	<b>0.00</b>	<b>0.00</b>	<b>0.00</b>	<b>0.00</b>	<b>5,787,726.31</b>

I certify that to the best of my knowledge the above is true and correct.

Angela Dees  
Brazoria County Treasurer

FY2023																	
	Oct	Nov	Dec	1st Qtr	Jan	Feb	Mar	2nd Qtr	April	May	June	3rd Qtr	July	August	Sept	4th Qtr	Ann Avg
BANK	2.65%	3.17%	3.04%	2.95%	2.76%	2.66%	2.95%	2.79%				0.00%				0.00%	1.44%
TEXPOOL	2.92%	3.61%	3.80%	3.44%	4.24%	4.50%	4.59%	4.44%				0.00%				0.00%	1.97%
TEXAS CLASS	3.23%	3.85%	4.32%	3.80%	4.57%	4.75%	4.86%	4.73%				0.00%				0.00%	2.13%



# Monthly Newsletter: March 2023

## ANNOUNCEMENTS

**We welcome the following entities who joined TexPool in February 2023:**

### TexPool

Williamson County MUD 19C  
 Memorial Villages Water Authority  
 Town of Cross Roads  
 Baird ISD  
 Leonard ISD  
 Cypress Ranch WCID 1  
 Aubrey ISD  
 City of Hitchcock

### TexPool Prime

Robstown Utility System  
 Memorial Villages Water Authority  
 Brushy Creek MUD  
 Grand Prairie Metropolitan Utility and Reclamation District  
 Leonard ISD  
 City of Hitchcock  
 Wharton Economic Development Corporation

### Upcoming Events

April 16, 2023 - April 19, 2023  
**Government Finance Officers Association of Texas (GFOAT) Spring Conference**  
 Round Rock, TX

April 17, 2023 - April 20, 2023  
**Annual County Treasurers' Spring Education Seminar**  
 San Marcos, TX

### TexPool Advisory Board Members

Patrick Krishock	David Landeros
Belinda Weaver	Sharon Matthews
Deborah	David Garcia
Laudermilk	Dina Edgar
Valarie Van Vlack	

Overseen by the State of Texas Comptroller of Public Accounts Glenn Hegar  
 Operated under the supervision of the Texas Treasury Safekeeping Trust Company

## Economic and Market Commentary: Coming to terms

March 1, 2023

Acceptance is hard, and the financial markets have struggled with it this year. Investors turned relief about moderating inflation and a slowing pace of Federal Reserve rate hikes into the expectation that the conclusion of the tightening cycle is imminent. Stocks and bonds rallied further when the January Federal Open Market Committee meeting resulted in an even lower hike, with the Treasury yield curve indicating policymakers would cut rates in the fourth quarter.

We didn't buy this narrative. The markets crossed the fine line between expectations and wishful thinking. But investors checked that fantasy within the shortest month of the year. Indeed, change can come quickly after acceptance. In addition to a correction in equities and fixed-income, the yield curve shifted upward in February to reflect the likelihood the Fed will take the fed funds rate higher and hold it there at least into 2024. The change is corroborated by futures trading that places the terminal rate in the 5.25-5.5% range.

Recent inflation data supports this reality check. The rule of thumb is to pay attention to the core version of price measurements because they exclude short-term fluctuations of energy and food costs. But it's also better to focus on the month-over-month (m/m) changes rather

*(continued page 6)*

### Performance as of February 28, 2023

	TexPool	TexPool Prime
Current Invested Balance	\$33,619,870,647	\$12,906,040,470
Weighted Average Maturity**	15 Days	23 Days
Weighted Average Life**	63 Days	61 Days
Net Asset Value	0.99976	1.00003
Total Number of Participants	2,762	482
Management Fee on Invested Balance	0.0450%	0.0550%
Interest Distributed	\$115,913,793.32	\$46,410,186.96
Management Fee Collected	\$946,867.79	\$475,733.35
Standard & Poor's Current Rating	AAAm	AAAm
<b>Month Averages</b>		
Average Invested Balance	\$33,636,150,384	\$12,783,225,677
Average Monthly Rate*	4.50%	4.73%
Average Weighted Average Maturity**	15	26
Average Weighted Average Life**	66	64

\*This average monthly rate for TexPool Prime for each date may reflect a waiver of some portion or all of each of the management fees.

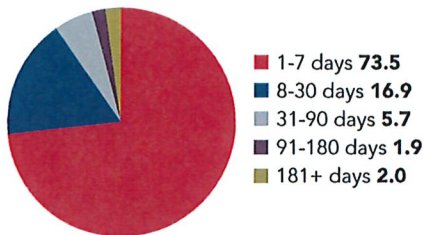
\*\*See page 2 for definitions.

Past performance is no guarantee of future results.



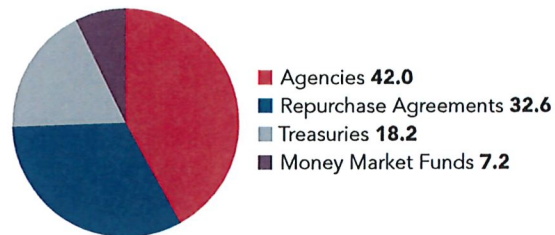
## Portfolio by Maturity (%)

As of February 28, 2023



## Portfolio by Type of Investment (%)

As of February 28, 2023



### Portfolio Asset Summary as of February 28, 2023

	Book Value	Market Value
Uninvested Balance	-\$581.10	-\$581.10
Receivable for Investments Sold	0.00	0.00
Accrual of Interest Income	80,818,371.65	80,818,371.65
Interest and Management Fees Payable	-115,913,814.71	-115,913,814.71
Payable for Investments Purchased	-100,000,000.00	-100,000,000.00
Accrued Expenses & Taxes	-33,415.29	-33,415.29
Repurchase Agreements	11,004,321,000.00	11,004,321,000.00
Mutual Fund Investments	2,425,074,000.00	2,425,085,200.00
Government Securities	14,162,566,756.20	14,155,254,964.14
US Treasury Bills	5,094,292,314.06	5,093,780,723.10
US Treasury Notes	1,068,746,015.81	1,068,709,985.03
<b>Total</b>	<b>\$33,619,870,646.62</b>	<b>\$33,612,022,432.82</b>

Market value of collateral supporting the Repurchase Agreements is at least 102% of the Book Value. The portfolio is managed by Federated Investment Counseling and the assets are safe kept in a separate custodial account at State Street Bank in the name of TexPool. The only source of payment to the Participants is the assets of TexPool. There is no secondary source of payment for the pool such as insurance or State guarantee. Should you require a copy of the portfolio, please contact TexPool Participant Services.

### Participant Summary

	Number of Participants	Balance
School District	606	\$11,023,892,554.37
Higher Education	60	\$1,848,715,133.99
County	196	\$4,508,531,771.70
Healthcare	92	\$1,789,471,040.77
Utility District	909	\$4,654,149,103.11
City	489	\$8,301,179,029.20
Emergency Districts	100	\$402,433,414.68
Economic Development Districts	86	\$173,178,919.98
Other	224	\$918,935,109.47

#### \*\*Definition of Weighted Average Maturity and Weighted Average Life

WAM is the mean average of the periods of time remaining until the securities held in TexPool (a) are scheduled to be repaid, (b) would be repaid upon a demand by TexPool, or (c) are scheduled to have their interest rate readjusted to reflect current market rates. Securities with adjustable rates payable upon demand are treated as maturing on the earlier of the two dates set forth in (b) and (c) if their scheduled maturity is 397 days or less; and the later of the two dates set forth in (b) and (c) if their scheduled maturity is more than 397 days. The mean is weighted based on the percentage of the amortized cost of the portfolio invested in each period.

WAL is calculated in the same manner as WAM, but is based solely on the periods of time remaining until the securities held in TexPool (a) are scheduled to be repaid or (b) would be repaid upon a demand by TexPool, without reference to when interest rates of securities within TexPool are scheduled to be readjusted.



## Daily Summary

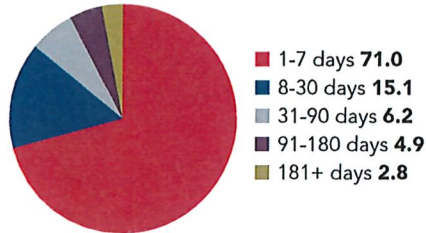
Date	Money Mkt. Fund Equiv. (SEC Std.)	Dividend Factor	TexPool Invested Balance	NAV	WAM Days	WAL Days
2/1	4.3080%	0.000118027	\$32,584,367,145.68	0.99976	15	73
2/2	4.3868%	0.000120185	\$32,587,026,668.30	0.99977	15	73
2/3	4.4897%	0.000123006	\$32,960,382,978.79	0.99977	16	72
2/4	4.4897%	0.000123006	\$32,960,382,978.79	0.99977	16	72
2/5	4.4897%	0.000123006	\$32,960,382,978.79	0.99977	16	72
2/6	4.4943%	0.000123131	\$33,055,612,522.49	0.99976	14	69
2/7	4.4934%	0.000123107	\$33,821,461,804.05	0.99976	14	68
2/8	4.4853%	0.000122884	\$33,898,924,839.31	0.99976	14	67
2/9	4.4860%	0.000122905	\$33,900,873,879.09	0.99977	15	67
2/10	4.4865%	0.000122917	\$33,967,469,326.86	0.99978	16	67
2/11	4.4865%	0.000122917	\$33,967,469,326.86	0.99978	16	67
2/12	4.4865%	0.000122917	\$33,967,469,326.86	0.99978	16	67
2/13	4.4965%	0.000123191	\$33,611,153,232.63	0.99976	14	66
2/14	4.5053%	0.000123434	\$33,271,324,131.37	0.99976	14	65
2/15	4.5064%	0.000123462	\$33,278,448,218.68	0.99976	14	64
2/16	4.5233%	0.000123925	\$33,849,028,842.61	0.99976	15	63
2/17	4.5232%	0.000123924	\$33,869,155,785.47	0.99977	16	63
2/18	4.5232%	0.000123924	\$33,869,155,785.47	0.99977	16	63
2/19	4.5232%	0.000123924	\$33,869,155,785.47	0.99977	16	63
2/20	4.5232%	0.000123924	\$33,869,155,785.47	0.99977	16	63
2/21	4.5187%	0.000123799	\$34,064,808,651.12	0.99977	14	62
2/22	4.5306%	0.000124125	\$33,958,837,612.69	0.99977	15	65
2/23	4.5343%	0.000124228	\$34,122,919,618.00	0.99978	16	65
2/24	4.5359%	0.000124270	\$34,015,239,229.57	0.99979	17	65
2/25	4.5359%	0.000124270	\$34,015,239,229.57	0.99979	17	65
2/26	4.5359%	0.000124270	\$34,015,239,229.57	0.99979	17	65
2/27	4.5362%	0.000124279	\$33,881,655,203.74	0.99977	15	64
2/28	4.5403%	0.000124393	\$33,619,870,646.62	0.99976	15	63
<b>Average:</b>	<b>4.4991%</b>	<b>0.000123263</b>	<b>\$33,636,150,384.43</b>	<b>0.99977</b>	<b>15</b>	<b>66</b>



## TEXPOOL Prime

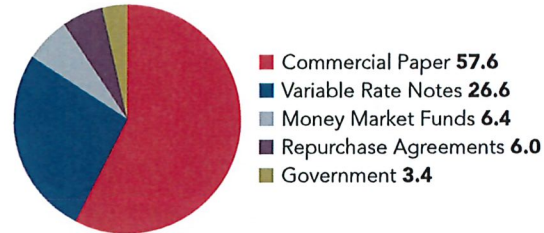
### Portfolio by Maturity (%)

As of February 28, 2023



### Portfolio by Type of Investment (%)

As of February 28, 2023



### Portfolio Asset Summary as of February 28, 2023

	Book Value	Market Value
Uninvested Balance	\$1,417.65	\$1,417.65
Receivable for Investments Sold	0.00	0.00
Accrual of Interest Income	18,338,616.55	18,338,616.55
Interest and Management Fees Payable	-46,410,489.27	-46,410,489.27
Payable for Investments Purchased	0.00	0.00
Accrued Expenses & Taxes	-17,174.28	-17,174.28
Repurchase Agreements	781,688,000.00	781,688,000.00
Commercial Paper	7,443,481,003.36	7,441,332,691.02
Mutual Fund Investments	830,153,483.22	829,943,055.05
Government Securities	440,805,612.49	440,816,493.65
Variable Rate Notes	3,438,000,000.02	3,440,692,258.13
<b>Total</b>	<b>\$12,906,040,469.74</b>	<b>\$12,906,384,868.50</b>

Market value of collateral supporting the Repurchase Agreements is at least 102% of the Book Value. The portfolio is managed by Federated Investment Counseling and the assets are safe kept in a separate custodial account at State Street Bank in the name of TexPool Prime. The assets of TexPool Prime are the only source of payments to the Participants. There is no secondary source of payment for the pool such as insurance or State guarantee. Should you require a copy of the portfolio, please contact TexPool Participant Services

### Participant Summary

	Number of Participants	Balance
School District	136	\$4,989,565,573.29
Higher Education	19	\$694,141,053.61
County	50	\$1,111,269,317.75
Healthcare	20	\$459,383,756.09
Utility District	53	\$438,380,420.01
City	93	\$2,653,258,994.03
Emergency Districts	22	\$58,304,844.89
Economic Development Districts	18	\$29,773,716.64
Other	71	\$2,471,823,807.31



## TEXPOOL Prime

### Daily Summary

Date	Money Mkt. Fund Equiv. (SEC Std.)	Dividend Factor	TexPool Prime Invested Balance	NAV	WAM Days	WAL Days
2/1	4.5933%	0.000125844	\$12,445,619,703.48	1.00005	24	61
2/2	4.6190%	0.000126549	\$12,651,352,653.97	1.00005	24	60
2/3	4.7203%	0.000129322	\$12,648,910,033.81	0.99991	28	66
2/4	4.7203%	0.000129322	\$12,648,910,033.81	0.99991	28	66
2/5	4.7203%	0.000129322	\$12,648,910,033.81	0.99991	28	66
2/6	4.7651%	0.000130552	\$12,704,820,904.38	1.00001	28	67
2/7	4.7522%	0.000130198	\$12,966,990,172.07	1.00003	28	65
2/8	4.7329%	0.000129668	\$13,153,455,435.65	1.00002	27	64
2/9	4.7381%	0.000129811	\$12,940,423,747.35	1.00003	28	66
2/10	4.7331%	0.000129674	\$12,960,807,452.69	0.99990	28	66
2/11	4.7331%	0.000129674	\$12,960,807,452.69	0.99990	28	66
2/12	4.7331%	0.000129674	\$12,960,807,452.69	0.99990	28	66
2/13	4.7337%	0.000129691	\$12,937,973,566.09	1.00004	26	64
2/14	4.7411%	0.000129893	\$12,831,263,993.63	1.00005	26	64
2/15	4.7469%	0.000130052	\$12,654,376,293.74	1.00005	27	65
2/16	4.7456%	0.000130016	\$12,759,095,148.94	1.00005	26	65
2/17	4.7455%	0.000130015	\$12,774,972,149.38	0.99985	27	64
2/18	4.7455%	0.000130015	\$12,774,972,149.38	0.99985	27	64
2/19	4.7455%	0.000130015	\$12,774,972,149.38	0.99985	27	64
2/20	4.7455%	0.000130015	\$12,774,972,149.38	0.99985	27	64
2/21	4.7453%	0.000130007	\$12,738,518,629.90	1.00004	24	64
2/22	4.7517%	0.000130183	\$12,683,426,077.24	1.00004	24	63
2/23	4.7529%	0.000130217	\$12,683,901,511.81	1.00003	24	63
2/24	4.7507%	0.000130155	\$12,732,987,655.24	0.99990	25	63
2/25	4.7507%	0.000130155	\$12,732,987,655.24	0.99990	25	63
2/26	4.7507%	0.000130155	\$12,732,987,655.24	0.99990	25	63
2/27	4.7581%	0.000130359	\$12,745,056,625.83	1.00003	24	62
2/28	4.7425%	0.000129932	\$12,906,040,469.74	1.00003	23	61
<b>Average:</b>	<b>4.7326%</b>	<b>0.000129660</b>	<b>\$12,783,225,677.02</b>	<b>0.99997</b>	<b>26</b>	<b>64</b>



Participant Services  
 1001 Texas Ave. Suite 1150  
 Houston, TX 77002

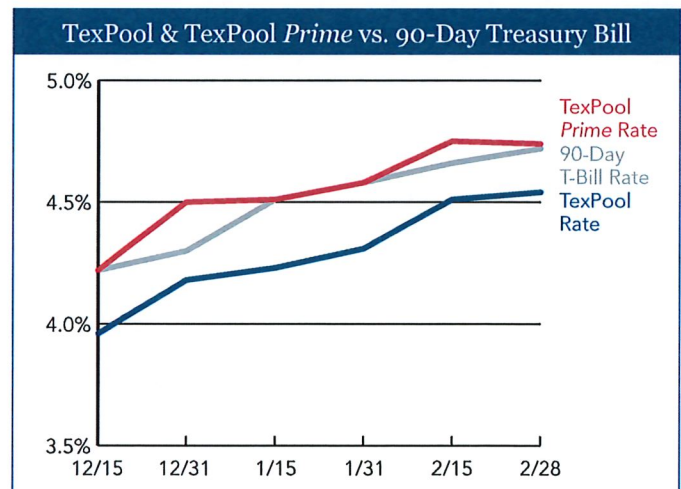
than year-over-year. The latter can be misleading, especially when the previous year's figures are substantially different—the so-called base-effect phenomenon.

Case in point, the annualized core Consumer Price Index slipped from 5.7% in December to 5.6% in January, but rose 0.4% m/m. While annualized core Personal Consumption Expenditures Index (PCE) rose from 4.6% in December to 4.7% in January, it climbed 0.6% m/m.

The takeaway here is that the descent from a peak is often faster than the rest of the downward journey. If you listened to Fed Chair Jerome Powell's comments in the press conference following the January FOMC meeting, you heard him reiterate that policymakers pay close attention to "core PCE services ex-housing." They consider it an excellent judge of price pressures because the housing market reacts much quicker to shifts in rates than the rest of the economy. The bad news is that it has accelerated lately, jumping 0.6% m/m in January. Inflation is proving sticky once again.

Another factor is the debt-ceiling debacle. We haven't changed our opinion that it will be resolved in some form, most likely with another kick of the proverbial can. But we think the supply of Treasury bills will dwindle as we get close to the X-date this summer, reversing the trend of the last few months, and that securities maturing near it will be cheap. But the big picture is that we expect yields of liquidity products to keep climbing.

At the end of February, yields on 1-, 3-, 6- and 12-month U.S. Treasuries were 4.60%, 4.81%, 5.14% and 5.08%, respectively; the



*90-Day Treasury Bill is a short-term debt instrument backed by the national government. These are used to collect immediate cash to meet outstanding obligations.*

*Any private investor can invest in a Treasury bill. The 90-Day Treasury Bill is a weighted average rate of the weekly auctions of 90-Day Treasury Bills.*

*Past performance is no guarantee of future results.*

1-, 3-, 6- and 12-month Bloomberg Short-Term Bank Yield Index rates (BSBY) were 4.59%, 4.88%, 5.18% and 5.53%, respectively; and the 1-, 3-, 6- and 12-month London interbank offered rates were 4.67%, 4.98%, 5.29% and 5.69%, respectively.

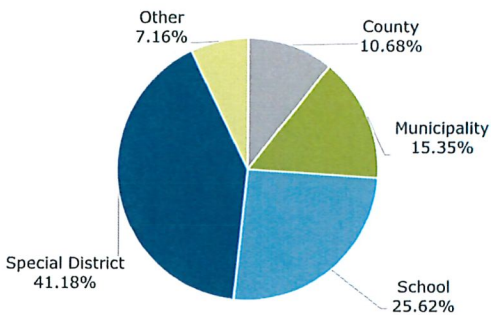


# Texas CLASS Portfolio Characteristics

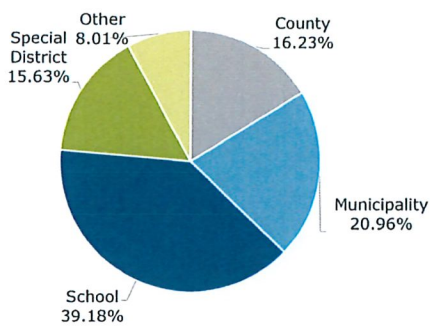
The following information is provided in accordance with Texas State Statute 2256.0016. Please refer to the disclosure at the bottom of this webpage for more information.



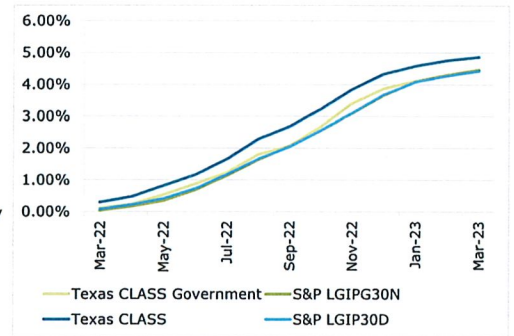
As of March 31, 2023



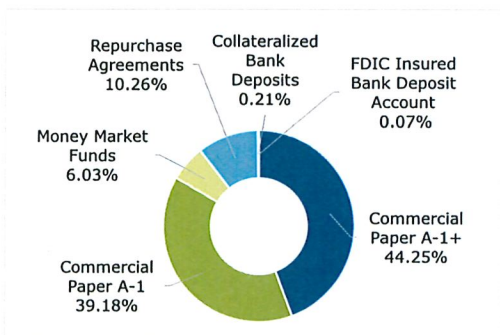
**Participant Breakdown by Entity Type**



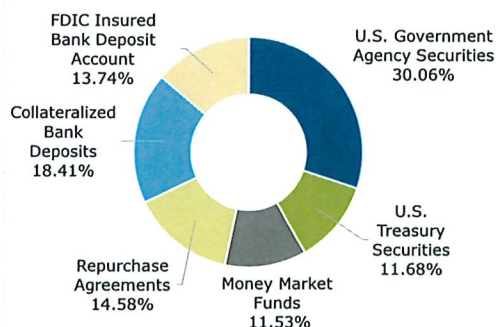
**Participant Breakdown by Balance**



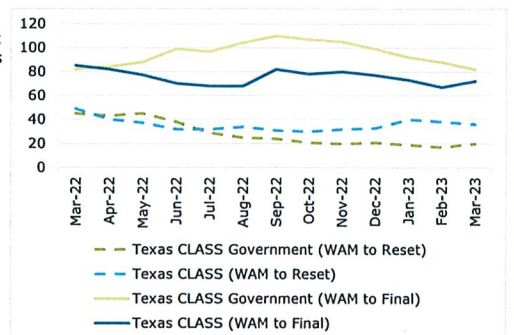
**Performance vs. Benchmark S&P AAA/AA GIP\* (Average Monthly Yields)**



**Texas CLASS Portfolio Breakdown**



**Texas CLASS Government Portfolio Breakdown**



**Weighted Average Maturity (In Days)**

For more information on historical yields and performance, please [click here](https://www.texasclass.com/rates) (<https://www.texasclass.com/rates>).

## Texas CLASS Prior Month Comparison

Month End	Average Yield**	Month Ending Assets	Share Balance	Market Value	Amortized Cost	NAV	WAM (Reset)***	WAM (Final)***
Jan-23	4.57%	\$20,282,434,001	20,279,039,094	\$20,241,015,643	\$20,237,620,736	1.00	40	73
Feb-23	4.76%	\$22,393,930,601	22,391,060,997	\$22,614,306,796	\$22,611,437,192	1.00	38	67
Mar-23	4.86%	\$22,833,318,782	22,831,315,864	\$23,004,045,265	\$23,002,042,367	1.00	36	72

\*\*Average monthly yield \*\*\*As of the end of the last day of the month

## Texas CLASS Government Prior Month Comparison

Month End	Average Yield**	Month Ending Assets	Share Balance	Market Value	Amortized Cost	NAV	WAM (Reset)***	WAM (Final)***
Jan-23	4.11%	\$1,371,369,707	1,371,677,189	\$1,378,194,159	\$1,378,501,642	1.00	19	92
Feb-23	4.33%	\$1,291,843,156	1,291,978,953	\$1,290,681,178	\$1,290,816,975	1.00	17	88
Mar-23	4.47%	\$1,348,967,087	1,348,901,015	\$1,345,443,892	\$1,345,377,829	1.00	20	82

\*\*Average monthly yield \*\*\*As of the end of the last day of the month

## 2022-2023 Texas CLASS Average Monthly Yields

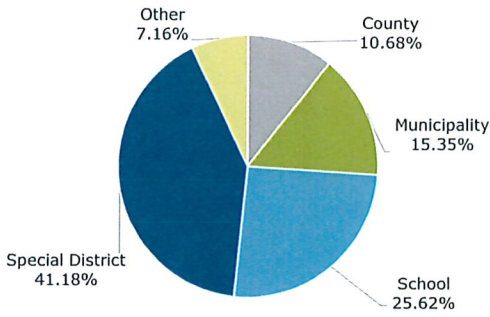
<u>Texas CLASS</u>				<u>Texas CLASS Government</u>			
April	2022	0.4720%		April	2022	0.2409%	
May	2022	0.8130%		May	2022	0.5260%	
June	2022	1.1577%		June	2022	0.8659%	
July	2022	1.6392%		July	2022	1.2178%	
August	2022	2.2891%		August	2022	1.7930%	
September	2022	2.6789%		September	2022	2.0597%	
October	2022	3.2287%		October	2022	2.6613%	
November	2022	3.8546%		November	2022	3.3967%	
December	2022	4.3170%		December	2022	3.8505%	
January	2023	4.5742%		January	2023	4.1112%	
February	2023	4.7575%		February	2023	4.3263%	
March	2023	4.8597%		March	2023	4.4711%	

For more information on historical yields and performance, please [click here](https://www.texasclass.com/rates) (<https://www.texasclass.com/rates>).

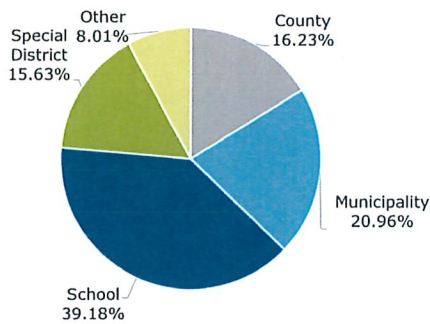
# Texas CLASS Portfolio Characteristics

The following information is provided in accordance with Texas State Statute 2256.0016. Please refer to the disclosure at the bottom of this webpage for more information.

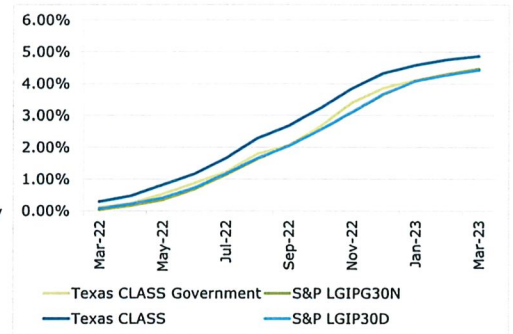
As of March 31, 2023



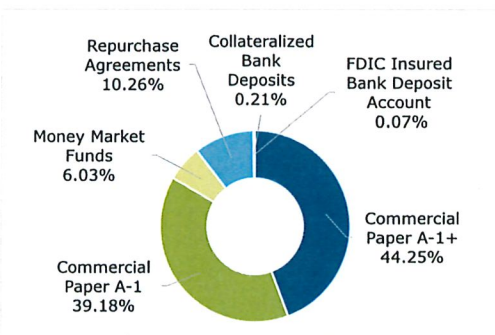
**Participant Breakdown by Entity Type**



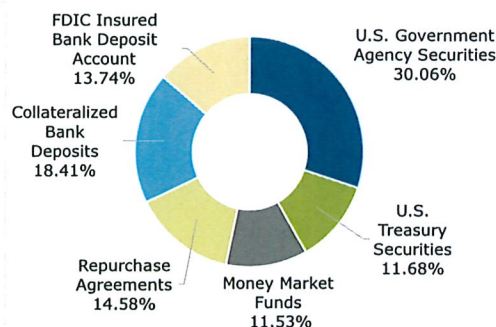
**Participant Breakdown by Balance**



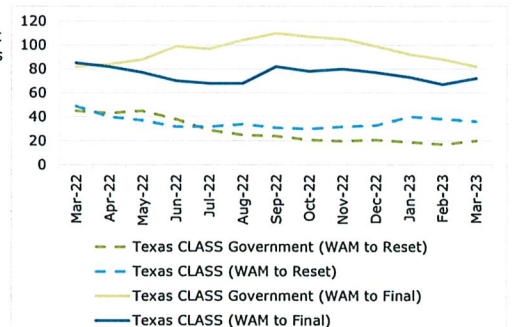
**Performance vs. Benchmark S&P AAA/AA GIP\* (Average Monthly Yields)**



**Texas CLASS Portfolio Breakdown**



**Texas CLASS Government Portfolio Breakdown**



**Weighted Average Maturity (In Days)**

For more information on historical yields and performance, please [click here](https://www.texasclass.com/rates) (<https://www.texasclass.com/rates>).

## Texas CLASS Prior Month Comparison

Month End	Average Yield**	Month Ending Assets	Share Balance	Market Value	Amortized Cost	NAV	WAM (Reset)***	WAM (Final)***
Jan-23	4.57%	\$20,282,434,001	20,279,039,094	\$20,241,015,643	\$20,237,620,736	1.00	40	73
Feb-23	4.76%	\$22,393,930,601	22,391,060,997	\$22,614,306,796	\$22,611,437,192	1.00	38	67
Mar-23	4.86%	\$22,833,318,782	22,831,315,864	\$23,004,045,265	\$23,002,042,367	1.00	36	72

\*\*Average monthly yield \*\*\*As of the end of the last day of the month

## Texas CLASS Government Prior Month Comparison

Month End	Average Yield**	Month Ending Assets	Share Balance	Market Value	Amortized Cost	NAV	WAM (Reset)***	WAM (Final)***
Jan-23	4.11%	\$1,371,369,707	1,371,677,189	\$1,378,194,159	\$1,378,501,642	1.00	19	92
Feb-23	4.33%	\$1,291,843,156	1,291,978,953	\$1,290,681,178	\$1,290,816,975	1.00	17	88
Mar-23	4.47%	\$1,348,967,087	1,348,901,015	\$1,345,443,892	\$1,345,377,829	1.00	20	82

\*\*Average monthly yield \*\*\*As of the end of the last day of the month

## 2022-2023 Texas CLASS Average Monthly Yields

<u>Texas CLASS</u>				<u>Texas CLASS Government</u>			
April	2022	0.4720%		April	2022	0.2409%	
May	2022	0.8130%		May	2022	0.5260%	
June	2022	1.1577%		June	2022	0.8659%	
July	2022	1.6392%		July	2022	1.2178%	
August	2022	2.2891%		August	2022	1.7930%	
September	2022	2.6789%		September	2022	2.0597%	
October	2022	3.2287%		October	2022	2.6613%	
November	2022	3.8546%		November	2022	3.3967%	
December	2022	4.3170%		December	2022	3.8505%	
January	2023	4.5742%		January	2023	4.1112%	
February	2023	4.7575%		February	2023	4.3263%	
March	2023	4.8597%		March	2023	4.4711%	

For more information on historical yields and performance, please [click here](https://www.texasclass.com/rates) (<https://www.texasclass.com/rates>).

## Fund Highlights as of March 31, 2023 (Unaudited)

For the month of March 2023, the Program Administrator accrued fees of \$1,792,819.23 and had average shares outstanding of 22,787,402,821.48 for Texas CLASS. For Texas CLASS Government, the Program Administrator accrued fees of \$130,909.73 and had average shares outstanding of 1,310,314,286.75. The fees for both Texas CLASS and Texas CLASS Government are accrued on a daily basis. The applicable fee rate is calculated by taking the fee rate(s) divided by 365 days (366 days in the event of a leap year) and rounded to ten decimal places. The current day's settled shares outstanding will be multiplied by the applicable fee rate(s) to equal the daily fee accrual. For weekend days and holidays, the settled shares outstanding for the previous business day will be utilized for the calculation of the fees. The applicable fee rate is located in Exhibit F of the Ninth Amended and Restated Trust Agreement. The Program Administrator reserves the right to abate fees listed in the Ninth Amended and Restated Trust Agreement. The monthly fee is the sum of all daily fee accruals for the month of March. The fees are paid monthly upon notification to the custodian bank. As of March 31, 2023 the fee for Texas CLASS was 9 basis points and the fee for Texas CLASS Government was 12 basis points.

- Both funds are rated 'AAAm' by S&P Global Ratings.
- Net Asset Value for both funds from March 1 to March 31, 2023 is equal to \$1.00.
- The final maturity dates of all securities were less than one year.
- The custodian bank for Texas CLASS is UMB Bank.
- Total number of Participants is 964.
- There are currently no investments that have a stated maturity greater than one year.
- The portfolio managers for Texas CLASS is Neil Waud, CFA and Randy Palomba, CFA.
- All sources of payment are the underlying assets of the local government investment pool at market value.
- The Ninth Amended and Restated Trust Agreement was adopted by the Board of Trustees on February 25, 2021. You can access your copy of the Ninth Amended and Restated Trust Agreement by visiting our website at [www.texasclass.com](http://www.texasclass.com). (<https://www.texasclass.com/>)

**To view the current members of the Texas CLASS Board of Trustees and Advisory Board, please click [here](https://www.texasclass.com/boards/). (<https://www.texasclass.com/boards/>)**

## Texas Class

Date	Daily Rate (%)	YTD Yield (%)	7-Day Yield (%)	30-Day Yield (%)	WAM Days to Reset	WAM Days to Final	Daily Dividend	Net Asset Value (NAV)
3/31/2023	5.0057	4.7296	4.9664	4.8616	36	72	0.000137143	1.00008773
3/30/2023	4.9992	4.7265	4.9553	4.8548	34	71	0.000136964	0.99987637
3/29/2023	4.9818	4.7234	4.9347	4.8477	35	68	0.000136488	0.99988578
3/28/2023	4.9697	4.7204	4.9121	4.8413	35	67	0.000136155	0.99988299
3/27/2023	4.9521	4.7175	4.8903	4.8351	36	66	0.000135673	0.99988883
3/26/2023	4.9281	4.7147	4.871	4.8295	36	66	0.000135015	0.99979466
3/25/2023	4.9281	4.7122	4.8564	4.8246	37	67	0.000135015	0.99985846
3/24/2023	4.9281	4.7096	4.8418	4.8197	38	68	0.000135015	0.99992226
3/23/2023	4.8551	4.7069	4.8272	4.8149	36	65	0.000133015	0.99993879
3/22/2023	4.824	4.7051	4.8236	4.8126	35	65	0.000132164	0.99996387
3/21/2023	4.8169	4.7036	4.8232	4.8107	35	64	0.000131971	1.00005845
3/20/2023	4.817	4.7022	4.8244	4.8091	35	64	0.000131971	1.00007066
3/19/2023	4.8259	4.7007	4.8264	4.8075	36	64	0.000132217	0.99997068
3/18/2023	4.8259	4.6991	4.8273	4.8055	36	65	0.000132217	1.00003213
3/17/2023	4.8256	4.6974	4.8283	4.8039	37	66	0.000132207	1.00009359
3/16/2023	4.8297	4.6957	4.8293	4.8023	37	67	0.00013232	1.00007165
3/15/2023	4.8214	4.6939	4.8295	4.8004	38	68	0.000132092	1.0000831
3/14/2023	4.8252	4.6921	4.8297	4.7987	38	69	0.000132197	1.00009547
3/13/2023	4.831	4.6903	4.8302	4.7965	39	70	0.000132357	1.00011383
3/12/2023	4.8326	4.6883	4.8295	4.7941	39	69	0.000132401	0.99992418
3/11/2023	4.8326	4.6863	4.8268	4.7916	39	70	0.000132401	0.99998729
3/10/2023	4.8326	4.6841	4.824	4.7891	40	71	0.000132401	1.00005041
3/9/2023	4.8311	4.6819	4.8212	4.787	40	71	0.000132358	1.00004515
3/8/2023	4.8228	4.6797	4.8182	4.7846	39	69	0.00013213	1.00005445
3/7/2023	4.8283	4.6776	4.8155	4.7826	40	69	0.000132282	1.00007102
3/6/2023	4.8268	4.6752	4.8093	4.7792	40	69	0.00013224	1.00009089
3/5/2023	4.8131	4.6729	4.8041	4.7759	40	68	0.000131866	0.99998658
3/4/2023	4.8131	4.6706	4.7998	4.773	40	69	0.000131866	1.00004788
3/3/2023	4.8131	4.6683	4.7955	4.7676	41	70	0.000131866	1.00010917
3/2/2023	4.8101	4.666	4.7913	4.7608	40	69	0.000131783	1.00011418
3/1/2023	4.8038	4.6636	4.7872	4.7542	39	68	0.00013161	1.00011248

## Texas Class Government

Date	Daily Rate (%)	YTD Yield (%)	7-Day Yield (%)	30-Day Yield (%)	WAM Days to Reset	WAM Days to Final	Daily Dividend	Net Asset Value (NAV)
3/31/2023	4.732	4.3021	4.6656	4.4743	20	82	0.000129642	1.00004898
3/30/2023	4.7211	4.2973	4.6437	4.4624	20	81	0.000129346	0.99999461
3/29/2023	4.7142	4.2925	4.6137	4.4509	20	81	0.000129157	1.00001553
3/28/2023	4.6838	4.2876	4.5711	4.4396	20	82	0.000128322	1.00000842
3/27/2023	4.651	4.283	4.5319	4.4293	20	82	0.000127426	1.00000678
3/26/2023	4.5786	4.2787	4.4979	4.42	20	83	0.00012544	1.00002402
3/25/2023	4.5786	4.2751	4.4765	4.4132	21	83	0.00012544	1.000048
3/24/2023	4.5786	4.2715	4.4551	4.4062	21	84	0.00012544	1.00007198
3/23/2023	4.511	4.2677	4.4337	4.3991	21	84	0.000123588	0.99999704
3/22/2023	4.4165	4.2647	4.4224	4.3942	19	85	0.000120999	0.99996684
3/21/2023	4.4088	4.2628	4.4221	4.3926	17	84	0.000120789	0.99996209
3/20/2023	4.4133	4.261	4.422	4.3912	17	85	0.000120911	1.00000898
3/19/2023	4.4288	4.259	4.4196	4.3896	18	86	0.000121336	0.99998994
3/18/2023	4.4288	4.2568	4.416	4.3875	18	87	0.000121336	1.00001331
3/17/2023	4.4288	4.2545	4.4125	4.3853	18	87	0.000121336	1.00003668
3/16/2023	4.4319	4.2522	4.4089	4.3829	18	87	0.000121423	0.99992894
3/15/2023	4.4145	4.2498	4.4047	4.3796	18	88	0.000120944	0.99997893
3/14/2023	4.4082	4.2475	4.4015	4.3771	18	87	0.000120773	0.9999453
3/13/2023	4.3966	4.2453	4.3979	4.3739	17	86	0.000120454	1.00003954
3/12/2023	4.4036	4.2432	4.3958	4.3711	17	86	0.000120647	0.99996703
3/11/2023	4.4036	4.2409	4.3929	4.368	17	87	0.000120647	0.99999053
3/10/2023	4.4036	4.2385	4.39	4.3649	18	88	0.000120647	1.00001403
3/9/2023	4.4031	4.2361	4.3872	4.3618	18	87	0.000120632	0.99991266
3/8/2023	4.3919	4.2336	4.3842	4.3584	17	87	0.000120326	0.99990428
3/7/2023	4.383	4.2312	4.382	4.3547	17	88	0.000120083	0.99990355
3/6/2023	4.3816	4.2289	4.3809	4.3513	16	86	0.000120043	0.99992617
3/5/2023	4.3835	4.2265	4.38	4.348	16	87	0.000120096	0.9999254
3/4/2023	4.3835	4.224	4.3786	4.3446	16	87	0.000120096	0.99994766
3/3/2023	4.3835	4.2214	4.3771	4.338	16	88	0.000120095	0.99996991
3/2/2023	4.3825	4.2188	4.3757	4.3299	16	88	0.000120069	0.99991253
3/1/2023	4.3767	4.216	4.3739	4.3214	16	88	0.00011991	0.99990285

## Texas CLASS Boards

[Board of Trustees](#)

[Advisory Board](#)

Texas CLASS is supervised by a Board of Trustees (the Board) who are elected by the Participants. The Board supervises the Trust and its affairs and acts as the liaison between the Participants, the Custodian, and the Program Administrator. The Board administers the affairs of the Trust and enters into contracts and agreements on behalf of the Trust in order to effectuate the terms of the Trust Agreement. It also selects the consultants for Texas CLASS, including the Program Administrator and the Custodian, subject to the terms of the Trust Agreement.

The Board is selected at the annual meeting of the Participants. Any representative may be nominated as a Trustee. The number of Trustees to be selected shall be determined by the Participants at such meeting and shall be an odd number of three or more. Currently, the Board of Trustees consists of the following members, each serving two-year staggered terms:

### Ms. Cindy Yeatts Brown, Chairwoman

Treasurer  
Denton County  
Term Expires 2025

[View Bio](#)

### Ms. Monika Arris, Vice Chairwoman

Director of Budget & Finance  
Collin County  
Term Expires 2024

[View Bio](#)

### Ms. Amy Perez, Board Secretary

Director of Financial Management  
Harris County  
Term Expires 2025

[View Bio](#)

### Ms. Carmen Arrieta- Candelaria

Chief Financial Officer  
Fort Worth ISD  
Term Expires 2024

[View Bio](#)

### Ms. Heather Hurlbert

Director of Finance & Business  
Analysis  
City of Corpus Christi  
Term Expires 2024

[View Bio](#)

### Ms. Yvonne Johnson

Chief Financial Officer  
Crosby ISD  
Term Expires 2024

[View Bio](#)

### Mr. Art Martin

Participant  
Chief Financial Officer  
Slaton ISD  
Term Expires 2025

[View Bio](#)