



**CERTIFIED COPY
BRAZORIA COUNTY COMMISSIONERS' COURT**

ORDER NO. 7.N.1

**RE: TREASURER'S MONTHLY REPORT AND
INVESTMENT REPORT FOR APRIL 2023**

Approve the Treasurer's Monthly Report and Investment Report for April 2023. This order and affidavit must be filed with the County Clerk. It is further requested a certified copy of this order be returned to the County Treasurer. This report will be published on the County website.

RESULT:	PASSED [UNANIMOUS]
MOVER:	Stacy L. Adams, Commissioner
SECONDER:	Ryan Cade, Commissioner
AYES:	Judge Sebesta, Commissioner Payne, Commissioner Cade, Commissioner Adams
ABSENT:	Commissioner Linder

STATE OF TEXAS §

COUNTY OF BRAZORIA §

I, Joyce Hudman, Clerk County Court and Ex-Officio Clerk of the Commissioners' Court of Brazoria County, Texas, do hereby certify that the foregoing is a true and correct copy of that certain:


ORDER NO. 7.N.1

**RE: TREASURER'S MONTHLY REPORT AND
INVESTMENT REPORT FOR APRIL 2023**

as passed by the Commissioners' Court on the 13th day of JUNE, A.D., 2023, Regular Session Term of Commissioners' Court and as the same appear(s) in the Commissioners' Court Records of Brazoria County, Texas.

**GIVEN UNDER MY HAND AND SEAL OF OFFICE, this the 13th DAY OF
JUNE, A. D., 2023.**

JOYCE HUDMAN, Clerk County Court
and Ex-Officio Member of the Commissioners'
Court of Brazoria County, Texas

By: 
T. Reynolds, Deputy



ANGELA DEES, CIO

BRAZORIA COUNTY TREASURER

111 E. Locust, Room 305 Angleton, Texas 77515-4654
979-864-1353 FAX 979-864-1680

Attached is the Monthly Treasurer's Report submitted by Angela Dees, Brazoria County Treasurer for the month of April 2023. This report is submitted in compliance with the Local Government Code Chapter 114, Chapter 2256 and Chapter 2257. This report contains:

Commissioners' Court Affidavit: 114.026 (d)
Monies received and disbursed: 114.026 (a) (1)
Pledged Securities Management Report: 2257.021
Debts due to* and owed by the county: 114.026 (a) (2)
All other proceedings in the Treasurer's office: 114.026 (a) (3)
Brazoria County general ledger fund activity: 114.026 (c)

Brazoria County Investment Portfolio for **April 2023**: 2256.023

Note: debts due to the County are reported to the Court by the collecting offices: 114.044.

"I CERTIFY THAT TO THE BEST OF MY KNOWLEDGE THE ATTACHED REPORTS ARE TRUE AND CORRECT."

A handwritten signature in blue ink, appearing to read "Angela Dees", is written over a horizontal line.

Angela Dees, CIO
Brazoria County Treasurer


MINUTES OF COUNTY FINANCES
TREASURER'S MONTHLY REPORT
AFFIDAVIT
COMMISSIONERS' COURT June 13, 2023

BEFORE ME, the undersigned authority, a Notary Public in and for Brazoria County, Texas, on this day personally appeared the Members of Brazoria County Commissioners' Court and who after being duly sworn upon their oaths do hereby state as follows:


The requirements of Subsection (c) of the Texas Local Government Code §114.026 have been met and that we have reviewed and examined the Monthly Report of: **ANGELA DEES**, Treasurer of Brazoria County, Texas for **April 2023**.

Further, having taken reasonable steps to ensure its accuracy as presented, approve the report and enter this order into the minutes which state total cash and other assets in the custody of the County Treasurer at the time of the examination to be \$327,846,758.66.


The Treasurer's report and this affidavit will be published on the Brazoria County website.




L. M. "Matt" Sebesta, Jr.
County Judge



Donald W. "Dude" Payne
Commissioner Precinct 1



Ryan Cade
Commissioner Precinct 2




Stacy L. Adams
Commissioner Precinct 3

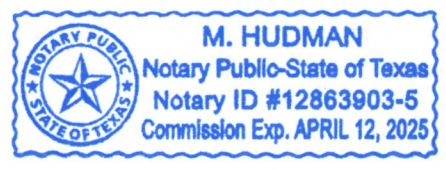
Not Present

David R. Linder
Commissioner Precinct 4

SUBSCRIBED AND SWORN TO BEFORE ME THIS 13th Day of June, 2023.



Notary Public in and for Brazoria County, Texas
My Commission Expires: April 12, 2025



BRAZORIA COUNTY Bank Account Activity and Interest Report for April 2023

Account	Ending Bank Balance 3/31/2023	Deposits and Other Credits Received	Checks and Other Debits Disbursed	Ending Bank Balance 4/30/2023	MONTHLY Interest Earned	Interest Rate 04/01/23
FIRST NATIONAL BANK OF LAKE JACKSON						
Payroll	2,225,308.28	10,482,262.17	(11,184,462.14)	1,523,108.31	5,356.06	2.81
Operating	11,397,073.61	23,286,772.01	(21,617,546.06)	13,066,299.56	36,881.60	2.81
Jury Fund	319,140.00	170.00	(18,920.00)	300,390.00	715.65	2.81
County Clerk Trust Fund	3,682,314.33	1,084,567.45	(278,622.39)	4,488,259.39	9,185.22	2.81
District Clerk Trust Fund	2,075,212.69	278,509.50	(128,703.40)	2,225,018.79	4,865.74	2.81
Sheriff Barber Shop Education Training Program *	84,260.03	308.24	(647.82)	83,920.45	194.24	2.81
Comptroller Direct Deposit	1,818,208.80	1,618,767.11	(2,947,518.88)	489,457.03	3,063.95	2.81
Sheriff's Dept Narcotic Unit-Operations	2,858.44	4,000.00	(424.00)	6,434.44	8.21	2.81
Comm. Super & Corrections Dept. Restitution Acct	117,146.04	36,059.28	(23,041.82)	130,163.50	291.94	2.81
District Atty Check Collection Account	20,411.44	0.00	(1,514.46)	18,896.98	44.79	2.81
Employee Benefit Trust Fund *	1,204,085.05	2,281,811.30	(1,558,648.64)	1,927,247.71	3,644.53	2.81
Investment Acct	3,500.00	2,025,200.00	(2,021,700.00)	7,000.00	4.84	2.81
Credit Card Account	595,383.68	533,668.44	(913,521.84)	215,530.28	767.12	2.81
E-Filing / E-Recording	343,827.40	260,194.45	(384,271.70)	219,750.15	585.83	2.81
Parks Credit Card	134,522.78	50,033.77	(142,725.85)	41,830.70	177.71	2.81
Juvenile Restitution Account	3,205.73	2,042.43	(1,564.01)	3,684.15	7.33	2.81
TouchPay Credit Card	54,781.65	88,811.42	(68,806.25)	74,786.82	125.30	2.81
Brazoria County Receivables	743.54	2,500.00	(3,243.54)	(0.00)	51.00	2.81
Tax Assessor/Collector GOVPAY Acct	1,474,004.92	943,300.40	(1,584,630.31)	832,675.01	1,582.42	2.81
Tax Assessor/Collector Veh Inventory Prop Tax	462,565.40	265,344.11	(2,365.21)	725,544.30	1,422.67	2.81
Tax Assessor/Collector Boat Sales Tax *	98,228.96	16,472.70	(107,470.24)	7,231.42	55.01	2.81
Tax Assessor/Collector Motor Vehicle Acct	1,927,383.83	8,338,045.41	(8,018,551.22)	2,246,878.02	5,585.75	2.81
Tax Assessor/Collector Boat Collections	6,096.00	52,576.37	(28,477.59)	30,194.78	21.45	2.81
Tax Assessor/Collector Sales Tax Account *	1,671,484.10	5,464,590.63	(6,157,658.07)	978,416.66	2,371.32	2.81
Tax Assessor/Collector Tax Account	5,480,089.61	29,816,715.84	(33,473,812.95)	1,822,992.50	13,017.59	2.81
First National Bank of Lake Jackson Totals	35,201,836.30			31,465,710.94	90,027.27	
TOTAL Interest Earning Accounts EOM Balance				31,465,710.94	90,027.27	
Non-Int bearing Accts: Sheriff, County and District Clerks Cash Bonds; TCDBG-IKE; Inmate Trusts; TCEQ ; Bail Bond Sec; HMGP				3,384,015.34		
				34,849,726.28		

This report is presented in accordance with The Texas Government Code Title 4 Sec. 114.026 (a)(1) and I certify that to the best of my knowledge the above is the true and correct cash balance remaining in the Treasurer's custody.



Angela Dees
Brazoria County Treasurer



ANGELA DEES, CIO

BRAZORIA COUNTY TREASURER

111 E. Locust, Room 305 Angleton, Texas 77515-4654

979-864-1353 FAX 979-864-1680

Attached is a copy of the management report for the securities that were pledged to Brazoria County by First National Bank of Lake Jackson for the month of:

April 2023.

"I CERTIFY THAT TO THE BEST OF MY KNOWLEDGE THE ATTACHED REPORT IS TRUE AND CORRECT."

A handwritten signature in blue ink, appearing to read "Angela Dees", is written over a horizontal line.

Angela Dees, CIO
Brazoria County Treasurer

Reportfolio

First National Bank of Lake Jackson, Lake Jackson, T
 Published: 4/28/2023 3:12:27 PM

Management Report
 Pledged To: BRAZORIA COUNTY

Date: 30-Apr-23
 Page: 19
 Section V-C

Safekeeping

Code	Cusip Trans#	Description Maturity	Prerefund	Pool Coupon	Moody StdPoor	Pledged Percent	Original Face	Pledged Face Value	Par Value	Book Value	Pledged Market Value
FHLB	3137H26Q2	FHR 5144 PB 9/25/2051		1.250		100.00%	\$2,500,000.00	\$2,500,000.00	\$2,221,843.85	\$2,221,843.85	\$1,794,082.70
FEDERAL HOME LOAN BANK AFS											
FHLB	3136BJT47	FNR 2021-75 PB 11/25/2051		1.500		100.00%	\$2,000,000.00	\$2,000,000.00	\$1,808,600.48	\$1,807,187.51	\$1,478,970.92
FEDERAL HOME LOAN BANK AFS											
							<u>\$110,050,000.00</u>	<u>\$44,783,360.29</u>	<u>\$45,110,774.91</u>	<u>\$38,267,624.31</u>	
							<u>\$358,045,624.00</u>	<u>\$78,690,666.27</u>	<u>\$79,312,814.22</u>	<u>\$69,331,214.38</u>	

Total Pledged 142 To: BRC BRAZORIA COUNTY

\$0.00 Munis with Maturity Under 2 Years
 \$9,056,737.83 Other securities with Stated Maturity Under 2 Years
 \$0.00 Munis with Maturity Over 2 Years
 \$69,633,928.44 Other securities with Stated Maturity Over 2 Years

** if no data is shown, then there are no pledges for the current period.




Brazoria County Bond Payments - April 2023

	<u>INTEREST</u>	<u>PRINCIPAL</u>	<u>BAB SUBSIDY</u>	<u>TOTAL</u>
Series 2016 - Unlimited Tax Refunding Bonds	0.00	0.00		0.00
Series 2016 - Limited Tax Refunding Bonds	0.00	0.00		0.00
Series 2018 -Certificates of Obligation	0.00	0.00		0.00
Series 2018 - Unlimited Tax Refunding Bonds	0.00	0.00		0.00
Series 2020 - Unlimited Tax Refunding (2010B BAB) Bonds	0.00	0.00		0.00
Series 2021 - Certificates of Obligation	0.00	0.00		0.00
Series 2021 - Unlimited Tax Refunding Bonds	0.00	0.00		0.00
Series 2021 - Limited Tax Refunding Bonds	0.00	0.00		0.00
TOTAL PAYMENTS	0.00	0.00	0.00	0.00

The following pages show the remaining bond payments to be made by Brazoria County.

This report is presented in accordance with The Texas Government Code Title 4 Sec. 114.026 (a)(2)



Angela Dees, CIO
Brazoria County Treasurer

BRAZORIA COUNTY, TEXAS
Series 2016 - Unlimited Tax Refunding Bonds
Remaining Payment Schedule

FISCAL YEAR	INTEREST 1-Mar	PRINCIPAL 1-Mar	INTEREST 1-Sep	TOTAL PAYMENT
2023	108,325.00	900,000.00	90,325.00	1,098,650.00
2024	90,325.00	935,000.00	71,625.00	1,096,950.00
2025	71,625.00	975,000.00	52,125.00	1,098,750.00
2026	52,125.00	1,015,000.00	26,750.00	1,093,875.00
2027	26,750.00	1,070,000.00	0.00	1,096,750.00
<hr/>				
	349,150.00	4,895,000.00	240,825.00	5,484,975.00
<hr/> <hr/>				

Debt History:

Date of Receipt 28-Jan-16
Amount of Issue \$8,425,000.00
True Int cost 2.376%

Paying Agent:

U.S. Bank
ABA routing # 091000022
St. Paul, MN 55486-2639

Refunding Series 2006 Unlimited Tax Road Bonds

BRAZORIA COUNTY, TEXAS
Series 2016 - Limited Tax Refunding Bonds
Remaining Payment Schedule

FISCAL YEAR	INTEREST 1-Mar	PRINCIPAL 1-Mar	INTEREST 1-Sep	TOTAL PAYMENT
2023	85,750.00	945,000.00	66,850.00	1,097,600.00
2024	66,850.00	980,000.00	47,250.00	1,094,100.00
2025	47,250.00	1,025,000.00	26,750.00	1,099,000.00
2026	26,750.00	1,070,000.00		1,096,750.00
<hr/>				
	226,600.00	4,020,000.00	140,850.00	4,387,450.00
<hr/> <hr/>				

Debt History:

Date of Receipt 28-Jan-16
Amount of Issue \$8,125,000.00
True Int cost 2.207%

Paying Agent:

U.S. Bank
ABA routing # 091000022
St. Paul, MN 55486-2639

Refunding Series 2006 Certificate of Obligation

BRAZORIA COUNTY
Certificates of Obligation
Series 2018
Payment Schedule

FISCAL YEAR	INTEREST 1-Mar	PRINCIPAL 1-Mar	INTEREST 1-Sep	TOTAL PAYMENT
2023	170,700.00	320,000.00	162,700.00	653,400.00
2024	162,700.00	335,000.00	154,325.00	652,025.00
2025	154,325.00	355,000.00	145,450.00	654,775.00
2026	145,450.00	370,000.00	136,200.00	651,650.00
2027	136,200.00	390,000.00	126,450.00	652,650.00
2028	126,450.00	410,000.00	116,200.00	652,650.00
2029	116,200.00	430,000.00	105,450.00	651,650.00
2030	105,450.00	455,000.00	94,075.00	654,525.00
2031	94,075.00	475,000.00	82,200.00	651,275.00
2032	82,200.00	500,000.00	69,700.00	651,900.00
2033	69,700.00	525,000.00	59,200.00	653,900.00
2034	59,200.00	545,000.00	48,300.00	652,500.00
2035	48,300.00	570,000.00	36,900.00	655,200.00
2036	36,900.00	590,000.00	25,100.00	652,000.00
2037	25,100.00	615,000.00	12,800.00	652,900.00
2038	12,800.00	640,000.00	0.00	652,800.00
	1,545,750.00	7,525,000.00	1,375,050.00	10,445,800.00

Debt History:

Date of Receipt August 23, 2018
Amount of Issue \$8,120,000.00
Last Maturity March 01, 2038
True Interest Cost 3.496221%

Paying Agent:

U.S. Bank
ABA routing # 091000022
St. Paul, MN 55486-2639

BRAZORIA COUNTY
Unlimited Tax Refunding Bonds
Series 2018
Payment Schedule

FISCAL YEAR	INTEREST 1-Mar	PRINCIPAL 1-Mar	INTEREST 1-Sep	TOTAL PAYMENT
2023	72,750.00	425,000.00	62,125.00	559,875.00
2024	62,125.00	445,000.00	51,000.00	558,125.00
2025	51,000.00	475,000.00	39,125.00	565,125.00
2026	39,125.00	495,000.00	26,750.00	560,875.00
2027	26,750.00	520,000.00	13,750.00	560,500.00
2028	13,750.00	550,000.00		563,750.00
	265,500.00	2,910,000.00	192,750.00	3,368,250.00

Refunded Series 2008 Unlimited Tax Road Bonds

Debt History:

Date of Receipt August 23, 2018
Amount of Issue \$4,415,000.00
Last Maturity March 01, 2028
True Interest Cost 2.647974%

Paying Agent:

U.S. Bank
ABA routing # 091000022
St. Paul, MN 55486-2639

BRAZORIA COUNTY
Unlimited Tax Road Refunding Bonds
Series 2020
Payment Schedule

FISCAL YEAR	INTEREST 1-Mar	PRINCIPAL 1-Mar	INTEREST 1-Sep	TOTAL PAYMENT
2023	205,750.00	860,000.00	184,250.00	1,250,000.00
2024	184,250.00	910,000.00	161,500.00	1,255,750.00
2025	161,500.00	950,000.00	137,750.00	1,249,250.00
2026	137,750.00	995,000.00	112,875.00	1,245,625.00
2027	112,875.00	1,050,000.00	86,625.00	1,249,500.00
2028	86,625.00	1,100,000.00	59,125.00	1,245,750.00
2029	59,125.00	1,155,000.00	30,250.00	1,244,375.00
2030	30,250.00	1,210,000.00		1,240,250.00
	978,125.00	8,230,000.00	772,375.00	9,980,500.00

Debt History:

Date of Receipt January 23, 2020
Amount of Issue \$9,840,000.00
Last Maturity March 01, 2030
True Interest Cost 1.720776%

Paying Agent:

U.S. Bank
ABA routing # 091000022
St. Paul, MN 55486-2639

Refunded: 2010B Unlimited Tax Rd Bonds, (Build America Bonds)

BRAZORIA COUNTY
Certificates of Obligation
Series 2021
Payment Schedule

FISCAL YEAR	INTEREST 1-Mar	PRINCIPAL 1-Mar	INTEREST 1-Sep	TOTAL PAYMENT
2023	1,694,450.00	225,000.00	1,688,825.00	3,608,275.00
2024	1,688,825.00	360,000.00	1,679,825.00	3,728,650.00
2025	1,679,825.00	915,000.00	1,656,950.00	4,251,775.00
2026	1,656,950.00	2,010,000.00	1,606,700.00	5,273,650.00
2027	1,606,700.00	2,740,000.00	1,538,200.00	5,884,900.00
2028	1,538,200.00	2,880,000.00	1,466,200.00	5,884,400.00
2029	1,466,200.00	3,025,000.00	1,390,575.00	5,881,775.00
2030	1,390,575.00	3,180,000.00	1,311,075.00	5,881,650.00
2031	1,311,075.00	3,325,000.00	1,244,575.00	5,880,650.00
2032	1,244,575.00	3,465,000.00	1,175,275.00	5,884,850.00
2033	1,175,275.00	3,605,000.00	1,103,175.00	5,883,450.00
2034	1,103,175.00	3,750,000.00	1,028,175.00	5,881,350.00
2035	1,028,175.00	3,905,000.00	950,075.00	5,883,250.00
2036	950,075.00	4,065,000.00	868,775.00	5,883,850.00
2037	868,775.00	4,210,000.00	805,625.00	5,884,400.00
2038	805,625.00	4,335,000.00	740,600.00	5,881,225.00
2039	740,600.00	4,470,000.00	673,550.00	5,884,150.00
2040	673,550.00	4,605,000.00	604,475.00	5,883,025.00
2041	604,475.00	4,745,000.00	533,300.00	5,882,775.00
2042	533,300.00	4,915,000.00	435,000.00	5,883,300.00
2043	435,000.00	5,115,000.00	332,700.00	5,882,700.00
2044	332,700.00	5,325,000.00	226,200.00	5,883,900.00
2045	226,200.00	5,540,000.00	115,400.00	5,881,600.00
2046	115,400.00	5,770,000.00	0.00	5,885,400.00
	24,869,700.00	86,480,000.00	23,175,250.00	134,524,950.00

Debt History:

Date of Receipt November 03, 2021
Par Amount \$86,895,000.00
Premium on Bonds \$12,605,000.00
Total Proceeds \$99,500,000.00
Last Maturity March 01, 2046
True Interest Cost 2.576943%

Paying Agent:

U.S. Bank
ABA routing # 091000022
St. Paul, MN 55486-2639

BRAZORIA COUNTY
Limited Tax Refunding Bonds
Series 2021
Payment Schedule

FISCAL YEAR	INTEREST 1-Mar	PRINCIPAL 1-Mar	INTEREST 1-Sep	TOTAL PAYMENT
2023	385,600.00	1,250,000.00	354,350.00	1,989,950.00
2024	354,350.00	1,315,000.00	321,475.00	1,990,825.00
2025	321,475.00	1,380,000.00	286,975.00	1,988,450.00
2026	286,975.00	1,450,000.00	250,725.00	1,987,700.00
2027	250,725.00	1,530,000.00	212,475.00	1,993,200.00
2028	212,475.00	1,610,000.00	172,225.00	1,994,700.00
2029	172,225.00	1,685,000.00	130,100.00	1,987,325.00
2030	130,100.00	1,775,000.00	85,725.00	1,990,825.00
2031	85,725.00	1,865,000.00	39,100.00	1,989,825.00
2032	39,100.00	1,955,000.00		1,994,100.00
	2,238,750.00	15,815,000.00	1,853,150.00	19,906,900.00

Debt History:

Date of Receipt December 16, 2021
Par Amount \$15,815,000.00
Last Maturity March 01, 2032
True Interest Cost 1.360143%

Paying Agent:

U.S. Bank
ABA routing # 091000022
St. Paul, MN 55486-2639

Refunded Series 2012 Certificates of Obligation

P:\Treas\Debt Service Bonds\Debt Series 2021 Limited Tax Refunding Debt Service Payment Schedule.xls

BRAZORIA COUNTY
Unlimited Tax Refunding Bonds
Series 2021
Payment Schedule

FISCAL YEAR	INTEREST 1-Mar	PRINCIPAL 1-Mar	INTEREST 1-Sep	TOTAL PAYMENT
2023	91,100.00	380,000.00	83,500.00	554,600.00
2024	83,500.00	390,000.00	75,700.00	549,200.00
2025	75,700.00	410,000.00	67,500.00	553,200.00
2026	67,500.00	425,000.00	59,000.00	551,500.00
2027	59,000.00	445,000.00	50,100.00	554,100.00
2028	50,100.00	460,000.00	40,900.00	551,000.00
2029	40,900.00	485,000.00	31,200.00	557,100.00
2030	31,200.00	500,000.00	21,200.00	552,400.00
2031	21,200.00	520,000.00	10,800.00	552,000.00
2032	10,800.00	540,000.00		550,800.00
	531,000.00	4,555,000.00	439,900.00	5,525,900.00

Debt History:

Date of Receipt December 16, 2021
Par Amount \$4,555,000.00
Last Maturity March 01, 2032
True Interest Cost 1.339921%

Paying Agent:

U.S. Bank
ABA routing # 091000022
St. Paul, MN 55486-2639

Refunded Series 2012 Unlimited Tax Road Bonds

P:\Treas\Debt Service Bonds\Debt Series 2021 Unlimited Tax Refunding Debt Service Payment Schedule.xls



ANGELA DEES, CIO
BRAZORIA COUNTY TREASURER

Brazoria County Treasurer's Office Proceedings for April 2023

Activity	Count	Amount
Cash Receipts issued	84	\$ 219,604.01
Treasurer Brinks Cash/Checks Deposits Processed	56	\$ 234,281.12
Treasurer Remote Deposits Processed	22	\$ 61,845.76
HealthCare Invoices processed	10	\$ 1,414,177.14
Retiree Premium Processed	404	\$ 56,323.88
Under 65 Retiree Prepaid 401H Reimbursements processed	154	\$ 44,545.00
Over 65 Retiree Prepaid 401H reimbursements processed	261	\$ 49,000.00
Wire Transfers executed	89	\$ 17,152,930.53
Toll Road Wires Executed	8	\$ 473,918.08
EFT files processed	15	\$ 8,558,640.54
Account Payables checks printed and distributed (102101)	1179	\$ 11,556,498.20
Jury payments distributed	765	\$ 12,450.00
BCCSCD checks printed and distributed	145	\$ 38,618.70
HUD checks printed and distributed	78	\$ 198,986.89
Payroll checks printed and distributed (102821)	44	\$ 52,592.65
Payroll advices printed and distributed (est):	700	-
Stop payments issued	47	\$ 8,047.29
Positive Pay files processed:	17	
General ledger Journal Entries posted - BRAZO	145	-
Toll Road General Ledger Journal Entries Posted	25	-
Reports to State	3	-

Submitted for compliance with Local Government Code Sec. 114.026 subsection (a)(3)
I certify to the best of my knowledge the above information is true and correct.

Angela Dees, CIO
Brazoria County Treasurer



Brazoria County General Ledger Fund Balance Activity April 1, 2023 - April 30, 2023

General Ledger Fund balances are of the last day of the month and may not include all journal entries and adjustments for that month.
Bank accounts have been reconciled or, are in the process of being reconciled to general ledger since this report was generated.
Submitted for compliance with Local Government Code Sec. 114.026 subsection (c)

Fund	Cash				Investments			
	Opening GL Balance	GL Debit	GL Credit	GL Ending Balance	Opening GL Balance	GL Debit	GL Credit	GL Ending Balance
10000 - General Fund	\$17,278,553.22	\$71,907,102.02	-\$74,451,570.56	\$14,734,084.68	\$123,152,961.20	\$5,342,516.85	-\$10,000,000.00	\$118,495,478.05
10100 - General Fund - Construction	-\$17,241.07	\$17,241.07	\$0.00	\$0.00				
10110 - Grand Parkway	-\$4,340.00	\$0.00	\$0.00	-\$4,340.00				
10200 - Juv Prob Fees	\$32,321.13	\$5,949.86	-\$4,260.27	\$34,010.72				
10300 - Unclaimed Juvenile Restitution	\$11,358.00	\$0.00	\$0.00	\$11,358.00				
10350 - Sheriff Special Response Team	\$24,225.48	\$161.86	\$0.00	\$24,387.34				
10400 - Env Health-Retail Food Permits	-\$31,148.27	\$27,767.54	-\$35,750.61	-\$39,131.34				
10500 - District Clerk Contingency	\$476,034.56	\$3,246.14	-\$14.01	\$479,266.69	\$275,281.55	\$1,085.65	\$0.00	\$276,367.20
10600 - Fire Training Field	\$13,363.28	\$88.72	-\$83.96	\$13,368.04				
10700 - Parks Special Events	\$185,010.03	\$6,623.62	-\$2,750.00	\$188,883.65				
10710 - Parks SFA Special Projects	\$8,930.27	\$0.00	-\$24.46	\$8,905.81				
10850 - CPS-Donations	\$23,546.15	\$667.56	-\$474.00	\$23,739.71				
20000 - Road and Bridge Non-Construct	\$19,363,346.12	\$3,359,330.57	-\$6,379,008.18	\$16,343,668.51	\$22,860,910.93	\$93,377.63	\$0.00	\$22,954,288.56
20500 - Road and Bridge Construction	-\$1,753,587.10	\$3,637,272.27	-\$1,873,144.20	\$10,540.97				
30000 - USDA-WIC								
30100 - HHSC Women Infants & Children	-\$305,676.75	\$330,392.70	-\$343,278.69	-\$318,562.74				
30200 - USDA-WIC Peer Counseling								
30300 - USDA-WIC Registered Diet								
30400 - USDA-WIC Lactation Reimb.								
30502 - HHS-PPCPS-CRI	-\$1,675.74	\$6,589.03	-\$6,338.81	-\$1,425.52				
30600 - HHS-RLSS-LPHS	-\$4,337.90	\$8,111.40	-\$8,404.11	-\$4,630.61				
30701 - HHS-CPS/HCID-PHEP								
30702 - HHS-CPS/UNIQUE								
30705 - HHS-PPCPS-HAZARDS	-\$19,645.36	\$44,102.61	-\$37,075.37	-\$12,618.12				
30706 - 2017 Hur Public Hlth Crisis R								
30707 - COVID-19 Health Grant	-\$2,324.71	\$3,939.46	-\$2,098.76	-\$484.01				
30708 - COVID19-2 Health Grant	-\$13,273.67	\$2,415.14	-\$5,646.13	-\$16,504.66				
30709 - COVID-19 Vaccination Capacity	-\$25,513.14	\$10,260.00	-\$5,130.00	-\$20,383.14				
30710 - HHS-INFECTIOUS_DIS_CONTRL_UNIT	-\$8,349.91	\$15,808.03	-\$16,610.40	-\$9,152.28				
30711 - COVID Health Disparities	-\$20,494.12	\$13,554.73	-\$27,307.64	-\$34,247.03				
30712 - COVID-PH Workforce Capacity	-\$1,799.75	\$6,122.29	-\$6,422.28	-\$2,099.74				
30800 - HHS-CPS-Title IV-E-FCM	-\$15,597.78	\$2,732.34	-\$6,340.11	-\$19,205.54				
30850 - HHS-CPS-Title IV-E Legal Svcs	-\$332,204.39	\$131,459.55	-\$172,445.35	-\$373,190.19				
31100 - DHS-Repelitive Flood Claims								
31300 - DHS-Buffer Zone Protection	\$13,729.21	\$0.00	\$0.00	\$13,729.21				
31500 - DHS-St Homeland Sec-UASI	-\$43,818.83	\$87,637.66	-\$44,201.83	-\$383.00				
31501 - DHS-St-UASI-M&A	-\$859.17	\$1,526.09	-\$989.03	-\$322.11				
31502 - DHS-St-UASI SWAT	-\$96,836.52	\$185,791.72	-\$92,895.86	-\$3,940.66				
31503 - DHS-St-UASI Portable Radios	-\$127,886.50	\$255,773.00	-\$129,933.50	-\$2,047.00				
31600 - DHS-St Homeland Security	\$500.00	\$0.00	\$0.00	\$500.00				
32000 - HUD-FY20-Section 8 CARES	\$166,560.44	\$27.94	-\$162,378.02	\$4,210.36				
32006 - HUD-FY06-Section 8 Housing-ADM								
32008 - HUD-FY08-Section 8 Housing-ADM								
32009 - HUD-FY09-Section 8 Housing-ADM								
32010 - HUD-FY10-Section 8 Housing-ADM								
32011 - HUD-FY11-Section 8 Housing-ADM								
32012 - HUD-FY12-Section 8 Housing-ADM								
32013 - Section8-Adm	-\$0.00	\$0.00	\$0.00	-\$0.00				
32019 - HUD-2019-Section 8 Housing-ADM								
32020 - HUD-2020-Section 8 Housing-ADM								
32021 - HUD-2021-Section 8 Housing-ADM								
32022 - HUD-2022-Section 8 Housing-ADM	\$1,115,113.03	\$197,488.74	-\$185,135.48	\$1,127,466.29				
32051 - HUD-FY21-Section 8-EHV-ADM								
32052 - HUD-FY22-Section 8-EHV-ADM	\$101,346.11	\$13,191.78	-\$8,405.13	\$106,132.76				
32119 - HUD-2019-Section 8 Housing-HAP	\$20,243.45	\$135.25	\$0.00	\$20,378.70				
32120 - HUD-2020-Section 8 Housing-HAP	-\$6,961.20	\$0.00	\$0.00	-\$6,961.20				
32121 - HUD-2021-Section 8 Housing-HAP	\$16,780.97	\$112.12	\$0.00	\$16,893.09				
32122 - HUD-2022-Section 8 Housing-HAP	-\$28,678.17	\$365.00	\$0.00	-\$28,313.17				
32123 - HUD-2023-Section 8 Housing-HAP	\$2,532.80	\$713,143.00	-\$737,560.00	-\$21,884.20				
32151 - HUD-FY21-Section 8-EHV-HAP	\$62,078.81	\$414.77	\$0.00	\$62,493.58				
32152 - HUD-FY22-Section 8-EHV-HAP	-\$16,775.22	\$0.00	\$0.00	-\$16,775.22				
32153 - HUD-FY23-Section 8-EHV-HAP	-\$20,896.28	\$76,712.00	-\$70,936.00	-\$15,120.28				
32211 - HUD-CDBG-2011								
32212 - HUD-CDBG-PY2012								
32213 - CDBG	-\$88,559.83	\$113,292.12	-\$152,593.48	-\$127,861.19				
32214 - HOME	-\$56,003.28	\$18,566.22	-\$25,177.09	-\$62,614.14				
32215 - ESG	\$56.43	\$0.00	-\$39,171.22	-\$39,114.79				
32600 - HUD-Texas CDBG	-\$124,392.17	\$0.00	-\$21,897.47	-\$146,289.64				
32610 - HUD-2016 Flood GLO	-\$46,556.49	\$2,645.38	-\$5,955.70	-\$49,866.81				
32620 - HUD-Harvey GLO	\$1,917.41	\$1,062.83	-\$2,354.58	\$625.66				
33200 - USDOJ-Crime Vict Assist-VOCA	-\$26,480.74	\$50,400.68	-\$55,637.51	-\$31,717.56				
33250 - USDOJ-CSCD-Victim Svcs Prg								

Fund	Cash				Investments			
	Opening GL Balance	GL Debit	GL Credit	GL Ending Balance	Opening GL Balance	GL Debit	GL Credit	GL Ending Balance
33251 - USDOJ-CSCD-VSP	-\$1,877.84	\$3,755.68	-\$2,816.91	-\$939.07				
33300 - USDOJ-Drug Court Program	-\$14,852.45	\$15,473.00	-\$13,757.39	-\$13,136.84				
33301 - OOG - Mental Health Court	-\$2,731.00	\$0.00	-\$42,340.07	-\$45,071.07				
33310 - USDOJ-DWI Court Program	-\$11,108.96	\$1,023.30	-\$11,312.70	-\$21,398.36				
33320 - USDOJ-Veterans Court Program	-\$34,084.32	\$67,438.70	-\$47,157.92	-\$13,803.54				
33330 - USDOJ-Domestic Violence Court	-\$15,927.97	\$17,177.52	-\$21,454.41	-\$20,204.86				
33410 - USDOJ-CESF Grant								
33415 - OJP-Edward Byrne Mem JAG Grant								
33420 - USDOJ-COVID-19 Mitigation								
33500 - USDOJ-DEA-Narcotics OT Exp	-\$2,362.19	\$0.00	-\$115.38	-\$2,477.57				
33510 - USDOJ-Organized Crime Drug Enf								
33520 - Jim Wells County S.O - S.O. OT	-\$825.00	\$0.00	-\$9,364.77	-\$10,189.77				
33530 - JLEO - Join Law Enforcement Op								
33900 - USDOJ-SCAAP	\$150,859.13	\$1,007.94	\$0.00	\$151,867.07				
33901 - USDOJ-Bulletproof Vests								
34105 - TPW-HRCP-COL BOTTOMLAND PROJ	-\$127,411.28	\$10,472.30	-\$22,240.79	-\$139,179.77				
34106 - TPW-Resoft Park Trail Dvpmnt	-\$44,570.59	\$0.00	\$0.00	-\$44,570.59				
34107 - TPW-Follets Island-Parking Lot								
34108 - TPW-FM 2918 Boat Ramp Reno	-\$6,117.63	\$0.00	-\$6,278.50	-\$12,396.13				
34200 - DOI-Parks Boating Access								
34250 - DOI-Swan Lake Boat Ramp								
34400 - USDOT-CR 257 Repairs								
34600 - FEMA - Flood Disaster 2015								
34610 - FEMA - Flood Disaster 2016	\$40,339.70	\$0.00	\$0.00	\$40,339.70				
34615 - FEMA-Harvey 2017	\$806,983.91	\$0.00	-\$26,381.40	\$780,602.51				
34616 - FEMA-Hazard Mitigation Grant P	-\$1,391,219.89	\$325,474.69	-\$274,365.83	-\$1,340,111.03				
34619 - Fema - Flood Disaster 2019								
34620 - CARES-Coronavirus Relief Fund								
34621 - FEMA-Laura 2020	\$125.42	\$0.00	\$0.00	\$125.42				
34622 - FEMA-Bela 2020								
34623 - FEMA-DR4485TX COVID19 Pandemic	-\$53,562.08	\$5,218.10	-\$11,424.83	-\$59,768.81				
34624 - FEMA Winter Storm-inc pd 2.11	-\$36,444.88	\$0.00	\$0.00	-\$36,444.88				
34625 - FEMA-Nicholas 2021	-\$8,943.90	\$0.00	\$0.00	-\$8,943.90				
34700 - IMLS-Library Mobile Proj Rnd 2								
34710 - FCC-E-Rate Library Program								
34715 - FCC-E-Rate Library Program	-\$213,225.31	\$0.00	-\$15,183.47	-\$228,408.78				
34716 - FCC-Library ECF Funding	\$8,787.95	\$0.00	\$0.00	\$8,787.95				
34717 - FCC-Library ECF Funding	-\$83,792.50	\$0.00	-\$3,569.50	-\$87,362.00				
34820 - USDC-SLP Dune Walkover								
34850 - USTREAS-Restore Act Projects	-\$1,606,547.80	\$20,250.00	-\$14,006.47	-\$1,600,304.27				
34851 - Emergency Rental Assistance	-\$35,958.85	\$0.00	-\$464.69	-\$36,423.34				
34852 - Emergency Rental Assistance 2	-\$852,196.95	\$1,102.70	-\$25,287.10	-\$876,381.35	\$1,029,738.07	\$4,061.20	\$0.00	\$1,033,799.27
34855 - American Rescue Plan-2021CLFRF	-\$1,854,224.00	\$0.00	-\$1,187,696.04	-\$3,041,920.04	\$68,092,236.31	\$269,192.11	\$0.00	\$68,361,428.42
34856 - ARP-Emerg Food & Shelter Prg								
34857 - LATCF-Tribal Consistency Fund	\$71,778.86	\$0.00	-\$32,229.70	\$39,549.16				
34860 - DOI-Parks - CIAP Grant								
34880 - TXDOT-SH288 Truck Weigh Statn								
34881 - TXDOT-CR58 PH II (CSJ304)	\$13,976.10	\$0.00	-\$11,119.72	\$2,856.38				
34882 - TXDOT-CR59 (CSJ 305)	-\$5,406,118.36	\$0.00	-\$1,295,010.35	-\$6,701,128.71				
34883 - TXDOT-CR101 Widening (CSJ303)	-\$1,560,014.00	\$0.00	\$0.00	-\$1,560,014.00				
34901 - USDOT-22CVANGLE-RescuePlan								
34902 - USDOT-21CRANGLE-Covid19Relief								
34912 - USDOT-1212ANGLE-Wildlife								
34913 - TXDOT 1312ANGLE-APRON								
34922 - TXDOT - 2212ANGLE								
34925 - TXDOT - CARES 20CRANGLE								
35000 - TJJJ-State Aid	\$9,908.31	\$560,880.60	-\$437,331.31	\$133,457.60				
35650 - TJJC-JJAEP-Boot Camp-8/31	-\$154,650.03	\$48,161.85	-\$108,130.86	-\$214,619.04				
35660 - TJPD-JJAEP Discretionary	\$12.11	\$0.08	\$0.00	\$12.19				
35800 - TJJC-JJAEP-Boot Camp-7/31								
35900 - TJJJ-Mental Health Services								
35950 - TJJJ-RDA-RegDiversionAll-"R"	-\$9,575.70	\$0.00	-\$5,031.30	-\$14,607.00				
36076 - TPW-Resoft-Shoreline Improve	-\$5,213.81	\$0.00	\$0.00	-\$5,213.81				
36120 - SOS-Voting machines reimb								
36130 - Body Worn Cameras	-\$14,178.70	\$28,357.40	-\$14,178.70	\$0.00				
36150 - H-GAC-Tire Collection Grant								
36410 - Texas Veterans Treatment Crt								
36601 - GLO-HRCP-COL BOTTOMLANDS EDUC								
36602 - GLO-CEPRA-SLP	\$15,036.50	\$0.00	\$0.00	\$15,036.50				
36603 - GLO-Follett Dune Restoration	\$1,526,976.71	\$10,202.24	\$0.00	\$1,537,178.95				
36605 - GLO-Beach User Fees	-\$191,048.40	\$32,766.50	-\$68,424.59	-\$226,706.49				
36801 - TXDOT-CR 48 PROJECT								
36802 - TXDOT-CTIF(Cty Trans Infr Fnd)	-\$161,007.04	\$0.00	-\$142,237.74	-\$303,244.78				
37000 - OAG-VAG Grant	-\$11,773.68	\$7,492.90	-\$12,079.12	-\$16,359.90				
37100 - OAG-TEXAS VINE CONTR	\$0.00	\$0.00	-\$14,701.58	-\$14,701.58				
37200 - DFPS-CPS-Title IV-B-Concr Svc								
37300 - TDHCA-Amy Young Barrier Remova								
37400 - TDH-Immunization	-\$14,942.50	\$28,264.99	-\$29,256.86	-\$15,934.37				
37710 - OAG-Opioid Settlement	\$273,305.14	\$0.00	\$0.00	\$273,305.14				
37800 - OAG-Regional Juv Mental Hlth S	-\$800.00	\$5,200.00	-\$5,800.00	-\$1,400.00				
37913 - TXDOT-M312ANGLE-FY13RAMP								
37914 - TXDOT-M212ANGLE-FY14RAMP								
37916 - TXDOT-M1612ANGL-FY16RAMP								
37917 - TXDOT-FY17RAMP								
37921 - TXDOT-FY21RAMP								

Fund	Cash				Investments			
	Opening GL Balance	GL Debit	GL Credit	GL Ending Balance	Opening GL Balance	GL Debit	GL Credit	GL Ending Balance
37922 - TXDOT-FY22RAMP								
37923 - TXDOT-FY23RAMP	-\$11,187.75	\$0.00	-\$2,496.80	-\$13,684.55				
37950 - TXDOT-Airport Layout-19MPANGLE								
38000 - Fire Code Inspection & Permit	-\$246,499.87	\$67,913.12	-\$113,329.28	-\$291,916.03				
38010 - Economic Development Tax Abate	\$430,136.66	\$2,873.89	\$0.00	\$433,010.55				
38020 - BC Industrial Development Corp	\$96,265.69	\$0.82	\$0.00	\$96,266.51				
38100 - Vital Statistics Fee	\$95,192.80	\$2,903.38	-\$1,174.05	\$96,922.13				
38110 - CC Records Mgmt-Recording	\$1,635,553.32	\$110,341.75	-\$118,774.81	\$1,627,120.26	\$986,378.53	\$3,890.17	\$0.00	\$990,268.70
38120 - CC Records Archive	\$1,687,781.59	\$117,060.27	-\$73,318.36	\$1,731,523.50				
38130 - CC Records Mgmt-Criminal	\$98,362.70	\$4,336.63	-\$973.98	\$101,725.35				
38200 - CC Records Mgmt-Civ,Crim,Prob	\$209,722.97	\$1,544.00	-\$489.24	\$210,777.73	\$325,459.65	\$1,283.55	\$0.00	\$326,743.20
38210 - County Graffiti Eradication	\$2,818.95	\$18.83	\$0.00	\$2,837.78				
38220 - CC-DC Technology	\$120,084.63	\$1,698.04	-\$266.50	\$121,516.17				
38230 - CC Records Preservation	\$98,728.02	\$861.09	\$0.00	\$99,589.11				
38240 - CC-DC Specialty Court	\$102,730.73	\$5,462.30	-\$1,373.56	\$106,819.47				
38250 - CCSB41 Consolidated Rec Mgmt	\$53,612.25	\$8,801.26	-\$5,091.26	\$57,322.25				
38251 - CCSB41 Clerk of Court Account	\$109,165.34	\$17,545.00	-\$10,060.00	\$116,650.34				
38300 - Child Abuse Prevention Fund	\$228.20	\$114.06	-\$33.40	\$308.86				
38310 - Family Protection Fund	\$352.85	\$301.58	\$0.00	\$654.43				
38320 - DC Records Management	\$32,898.51	\$2,211.68	-\$719.20	\$34,390.99				
38330 - DC Records Archive	\$42,681.49	\$326.57	-\$40.25	\$42,967.81				
38340 - DC Records Preservation	\$17,978.28	\$226.81	-\$28.02	\$18,177.07				
38350 - DC Records Technology	\$34,537.43	\$238.29	-\$112.48	\$34,663.24				
38360 - DCSB41 Consolidated Rec Mgmt	\$140,339.59	\$20,780.73	-\$12,331.74	\$148,788.58				
38361 - DCSB41 Clerk of Court Account	\$231,024.74	\$34,483.99	-\$20,403.45	\$245,105.28				
38400 - JP Building Security	-\$118,386.77	\$34,816.50	-\$59,124.23	-\$142,694.50				
38410 - JP Technology Fund	\$590,462.53	\$12,997.67	-\$6,529.90	\$596,930.30				
38420 - JPSB41 Support Fund	\$258,740.47	\$29,593.33	-\$9,568.33	\$278,765.47				
38500 - Courthouse Securly	\$854,224.13	\$38,249.96	-\$17,842.81	\$874,631.28				
38501 - Courthouse Attny Access Card	\$3,980.88	\$580.27	\$0.00	\$4,561.15				
38510 - SB41 Court Facility Fee Fund	\$129,794.02	\$19,660.50	-\$11,507.83	\$137,946.69				
38511 - SB41 County Jury Fund	\$64,872.02	\$9,830.26	-\$5,753.92	\$68,948.36				
38512 - SB41 Language Access Fund	\$50,877.14	\$6,562.04	-\$2,905.48	\$54,533.70				
38513 - SB41 Guardianship Fund	\$12,870.00	\$1,862.50	-\$1,002.50	\$13,730.00				
38514 - SB41 Court Report Service Fund	\$162,248.38	\$24,575.61	-\$14,384.78	\$172,439.21				
38515 - SB41 Appellate Judicial System	\$32,491.45	\$4,920.12	-\$2,881.96	\$34,529.61				
38516 - SB41 Judicial Edu and Support	\$6,325.00	\$890.00	-\$480.00	\$6,735.00				
38600 - LEOSE	\$150,670.60	\$2,007.80	-\$2,158.80	\$150,519.60				
38710 - D A Hot Check Collection	\$9,377.10	\$180.00	-\$358.96	\$9,198.14				
38720 - D A Supplemental	\$12,570.55	\$27.50	-\$8,460.65	\$4,137.40				
38730 - D A Forfeiture, CCP Chapter 59	\$286,202.12	\$8,222.55	-\$826.30	\$293,598.36				
38750 - Pretrial Diversion	\$108,991.85	\$60,686.01	-\$50,216.55	\$119,461.31				
38810 - Voter Registration	-\$10,867.68	\$0.00	-\$537.40	-\$11,405.08				
38820 - Special Inv,Dealer Escrow-Tax	\$100,033.71	\$2,933.96	-\$256.02	\$102,711.65	\$32,154.13	\$126.87	\$0.00	\$32,281.00
38830 - Scofflaw Fees, TTC Sect 502.01	\$1,944.41	\$12.99	\$0.00	\$1,957.40				
38910 - Election Services Contract	\$333,940.94	\$4,243.85	-\$102.53	\$338,082.26				
38920 - Elections - HAVA Equip. Rental	\$739,120.43	\$4,938.31	\$0.00	\$744,058.74				
38930 - Elections-CARES HAVA								
39020 - Constable Pct 2 Forfeiture	\$2,580.64	\$17.24	\$0.00	\$2,597.88				
39040 - Constable Pct 4 Forfeiture	\$2,079.78	\$13.90	\$0.00	\$2,093.68				
39100 - Sheriff Contraband Forfeiture	\$300,380.78	\$1,995.18	-\$1,760.96	\$300,615.00				
39110 - Braz Cnty Narcotics Task Force	\$1,295,779.68	\$12,562.50	-\$11,586.70	\$1,296,755.48				
39120 - Sheriff Commissary Fund	\$676,732.46	\$159,125.25	-\$151,663.38	\$684,194.34				
39130 - Sheriff-Federal Forfeiture	\$208,210.96	\$1,351.44	-\$5,939.64	\$203,622.76				
39200 - Juvenile Case Manager Fund	\$25,556.04	\$942.00	-\$775.49	\$25,722.55				
39210 - Bond & Occupational LSF	-\$29,206.61	\$11,557.24	-\$17,147.89	-\$34,797.26				
39300 - Reliant Energy CARE Program	\$14,921.00	\$0.00	-\$2,040.61	\$12,880.39				
39310 - UnitedWay-Emergency Assistance	\$5.54	\$0.04	\$0.00	\$5.58				
39390 - SETH-SE TX Housing Fln. Corp.	\$194.32	\$1.30	\$0.00	\$195.62				
39410 - Library-Special Projects	\$253,681.01	\$10,825.43	-\$2,638.75	\$261,867.69				
39420 - Tocker Foundation Grant	\$1,776.00	\$0.00	-\$330.00	\$1,446.00				
39500 - SEP-Wastewater-EnvHlth-TCEQ	\$298.22	\$0.00	\$0.00	\$298.22				
39615 - TPW Foundation-Grt TX Birding	\$695.55	\$0.00	-\$73.70	\$621.85				
39620 - Shoreline Rest. Task Force	\$36,011.96	\$240.61	\$0.00	\$36,252.57				
39630 - 2006 GoM Energy Security Act	\$2,164,733.13	\$2,585,985.07	-\$1,291,072.48	\$3,459,625.72				
39700 - Lateral Road Fund								
39710 - Road & Bridge, Ch 152, Tx Code								
39720 - Special Projects								
39764 - Riverside Est Spcl Assmt	\$7,788.51	\$2,531.72	\$0.00	\$10,320.23				
39765 - Briar Meadows ArnyLn Ross Rd SA								
39766 - Twin Lakes Assmt	-\$394,750.27	\$708.00	\$0.00	-\$394,042.27				
39768 - Old Coffee Plantation Sp Asses	-\$205,348.38	\$0.00	\$0.00	-\$205,348.38				
39769 - Lindell-Hudspeth Dr Spec Asses	-\$18,904.90	\$0.00	\$0.00	-\$18,904.90				
39770 - Lindell-Frio Dr Spec Assess	-\$18,903.90	\$0.00	\$0.00	-\$18,903.90				
39771 - Lindell-Donley Dr Spec Assess	-\$18,903.90	\$0.00	\$0.00	-\$18,903.90				
39772 - Pinetree Trail Rd Spec Assess	-\$21,227.00	\$0.00	\$0.00	-\$21,227.00				
39773 - Lakeside Drive Rd Spec Assess								
39774 - Forest Loop Special Assessment	-\$29,589.70	\$0.00	-\$6,000.00	-\$35,589.70				
39775 - River Road (CR31a) Spec Assess	-\$29,590.78	\$0.00	-\$6,041.01	-\$35,631.79				
39776 - Mustang Spur Spec Assess	-\$27,570.85	\$0.00	\$0.00	-\$27,570.85				
39777 - Jasper Special Assessment	-\$9,272.30	\$0.00	\$0.00	-\$9,272.30				
39800 - Law Library	\$20,212.31	\$43,981.42	-\$49,875.58	\$14,318.15	\$121,032.49	\$477.34	\$0.00	\$121,509.83
39900 - Mosquito Control District	\$1,670,228.24	\$203,873.39	-\$238,030.27	\$1,636,071.36	\$397,033.63	\$1,565.91	\$0.00	\$398,599.54
40000 - 2012 Gen Oblig Rfd (2003 CO)								
41000 - 2016 Limited Tax Rfd (2006 CO)	\$532,526.36	\$55,887.82	\$0.00	\$588,414.18	\$501,253.53	\$1,976.87	\$0.00	\$503,230.40

Fund	Cash				Investments			
	Opening GL Balance	GL Debit	GL Credit	GL Ending Balance	Opening GL Balance	GL Debit	GL Credit	GL Ending Balance
42000 - 2021 Gen Oblig Rfd (2012 CO)	\$178,467.13	\$96,268.60	\$0.00	\$274,735.73				
42100 - 2018 Cert of Oblig-I,S	\$504,274.51	\$35,278.22	\$0.00	\$539,552.73				
42200 - 2021 CO-Courthouse Campus I,S	\$4,310,110.95	\$151,019.11	\$0.00	\$4,461,130.06				
44000 - Toll Road-SH288-I&S	-\$144,467.08	\$467,408.04	-\$232,626.37	\$90,314.59				
45000 - Road Bonds-Mobility-I,S	\$2,220,612.82	\$178,691.02	\$0.00	\$2,399,303.84	\$901,025.84	\$3,553.56	\$0.00	\$904,579.40
51000 - 2006 Certificate of Obligation								
52000 - 2012 Cert of Oblig,C,M								
52100 - 2018 Cert of Oblig,C,M	-\$333,811.32	\$0.00	-\$2,230.31	-\$336,041.63	\$2,680,992.18	\$10,573.58	\$0.00	\$2,691,565.76
52200 - 2021 CO-Courthouse Campus C,M	-\$21,674,496.46	\$0.00	-\$3,888,087.75	-\$25,562,584.21	\$66,424,057.91	\$267,333.10	\$0.00	\$66,691,391.01
52201 - 2022 EOC State Allocation	-\$409,513.42	\$0.00	-\$274,202.15	-\$683,715.57	\$1,042,690.85	\$4,112.24	\$0.00	\$1,046,803.09
54000 - Toll Road-SH288-C & M	\$882,091.62	\$8.68	\$0.00	\$882,100.30	\$1,954,139.68	\$7,820.36	\$0.00	\$1,961,960.04
55000 - Mobility Plan								
57200 - Ring of Honor	\$56,544.81	\$377.80	\$0.00	\$56,922.61				
60500 - Airport Operating	-\$2,295,339.62	\$573,618.60	-\$606,520.02	-\$2,328,241.04				
61000 - BCTRA O&M SH288	\$8,556,618.80	\$1,349,946.20	-\$297,496.25	\$9,609,068.75	\$12,293,569.29	\$49,765.98	\$0.00	\$12,343,335.27
64000 - BCTRA FM518 PEDC-SH288	\$302,234.70	\$0.40	\$0.00	\$302,235.10				
64100 - BCTRA Contributions-SH288								
64200 - BCTRA FM518 TXDOT-SH288								
64510 - BCTRA Preliminary-288 Extn	-\$1,034,064.52	\$0.00	\$0.00	-\$1,034,064.52				
71000 - Health Care Benefits	\$1,122,457.29	\$2,220,222.74	-\$1,424,216.75	\$1,918,463.28	\$7,199,136.72	\$28,392.60	\$0.00	\$7,227,529.32
72000 - Employee Health Clinic	\$8,517.52	\$60,994.53	-\$66,730.87	\$2,781.18				
73000 - Insurance Reserve	-\$28,585.37	\$4,758.50	-\$22,247.65	-\$46,074.52	\$923,051.07	\$3,640.41	\$0.00	\$926,691.48
81000 - B Cnty Groundwatr Conserv Dist	\$1,956,762.74	\$167,877.43	-\$109,711.10	\$2,014,929.07				
81100 - Braz Cnty Toll Road Authority								
81500 - CSCD DP6 - SUD Program	-\$82,822.98	\$28,928.23	-\$60,128.56	-\$114,023.31				
81600 - CSCD-TAIP Treatment Alter.	\$43,098.54	\$0.00	-\$4,542.00	\$38,556.54				
81700 - CSCD DP17 - MHealth Caseloads	\$9,196.25	\$10,580.88	-\$22,017.59	-\$2,240.46				
81800 - CSCD Basic Supervision Prog	\$1,314,921.76	\$800,899.44	-\$852,970.65	\$1,262,850.55				
81850 - CSCD-Evidence Based Assesment								
81900 - CSCD CC4 - High Risk Program	\$214,227.61	\$13,358.08	-\$27,666.50	\$199,919.19				
82000 - CSCD-Comm Corr-Life								
82100 - CSCD CCS- Sex Offender Program	\$52,196.77	\$8,111.33	-\$18,726.40	\$41,581.70				
82200 - CSCD-Comm Corr-Substance Abuse								
82300 - CSCD DP4 - High Risk Program	\$74,032.79	\$5,184.09	-\$10,853.44	\$68,363.44				
82400 - CSCD-New Caseload Reduction-DP								
82500 - CSCD DP30 - SUD Trt Pgm	-\$1,946.28	\$29,999.47	-\$58,587.58	-\$30,534.39				
82600 - CSCD-Mental Health Treatment	\$39,152.01	\$0.00	\$0.00	\$39,152.01				
88000 - Trust & Agency								
88200 - Brazos Mall								
88300 - SH288 @ CR 56 Overpass								
89000 - Historical Commission	\$1,505.67	\$10.06	\$0.00	\$1,515.73	\$14,819.70	\$58.45	\$0.00	\$14,878.15

**BRAZORIA COUNTY
PORTFOLIO REPORT
April 2023**

Current Date: 4/30/2023

Fund	Description	Type	CUSIP	Coupon	Settle Date	Maturity Date	Next Call Date	Par Value	Purch Price	Purch Cost	Book Value	Mkt Price	Mkt Value	Days to Mat	YTM	Interest Earned
10000	FFCB	Agency	3133EMDM1	0.270	10/20/20	10/20/23	10/20/23	2,000,000.00	100.000	2,000,000.00	2,000,000.00	0.9608	1,921,600.00	173	0.270	2,700.00
10000	FFCB	Agency	3133EMQM7	0.200	02/16/21	02/16/24	02/16/24	2,000,000.00	100.000	2,000,000.00	2,000,000.00	0.9470	1,894,000.00	292	0.200	
10000	FHLB	Agency	3130ALKM5	0.350	03/15/21	03/15/24	03/15/24	2,000,000.00	100.000	2,000,000.00	2,000,000.00	0.9456	1,891,200.00	320	0.350	
10000	FHLB	Agency	3130ALLM4	0.350	03/29/21	03/28/24	03/28/24	2,000,000.00	100.000	2,000,000.00	2,000,000.00	0.9443	1,888,600.00	333	0.350	
10000	FHLB	Agency	3130ALRH9	0.400	04/12/21	04/12/24	04/12/24	2,000,000.00	100.000	2,000,000.00	2,000,000.00	0.9436	1,887,200.00	348	0.400	4,000.00
10000	FHLB	Agency	3130AMND0	0.430	06/17/21	06/17/24	06/17/24	2,000,000.00	100.000	2,000,000.00	2,000,000.00	0.9373	1,874,600.00	414	0.430	
10000	FHLB	Agency	3130APAW5	0.550	10/08/21	10/08/24	10/08/24	2,000,000.00	100.000	2,000,000.00	2,000,000.00	0.9278	1,855,600.00	527	0.550	5,500.00
10000	FHLB	Agency	3130APB20	0.600	10/22/21	10/22/24	10/22/24	2,000,000.00	100.000	2,000,000.00	2,000,000.00	0.9282	1,856,400.00	541	0.600	6,000.00
10000	FHLB	Agency	3130APJ89	0.700	10/28/21	10/28/24	10/28/24	2,000,000.00	100.000	2,000,000.00	2,000,000.00	0.9294	1,858,800.00	547	0.700	7,000.00
10000	FHLB	Agency	3130AQWM1	1.800	02/28/22	02/27/25	02/27/25	2,000,000.00	100.000	2,000,000.00	2,000,000.00	0.9428	1,885,600.00	669	1.800	
10000	FHLB	Agency	3130AUYX6	5.250	03/15/23	02/21/24	02/21/24	2,000,000.00	100.020	2,007,400.00	2,000,000.00	1.0200	2,400,000.00	663	5.236	
10000	FHLB	Agency	3130AV6B3	5.212	03/24/23	03/20/25	09/20/23	2,000,000.00	100.270	2,006,600.00	2,000,000.00	1.2000	2,400,000.00	690	5.212	
10000	FHLB	Agency	3130AVLB6	5.000	04/10/23	10/10/24	10/10/23	2,000,000.00	100.000	2,000,000.00	2,000,000.00	1.0000	2,400,000.00	529	5.000	
Matured or Called Investments:																
997	TexPool	LGIP		4.798				177,117,866.09	100.000	177,117,866.09	177,117,866.09	100.00	177,117,866.09	1	4.798	697,215.03
998	Texas Class	LGIP		5.042				89,865,566.29	100.000	89,865,566.29	89,865,566.29	100.00	89,865,566.29	1	5.042	371,603.99
999	Depository	Cash		2.810				34,849,726.28	100.000	34,849,726.28	34,849,726.28	100.00	34,849,726.28	1	2.810	105,041.77
								327,833,158.66		327,847,158.66	327,833,158.66		327,846,758.66	38	4.402	1,199,060.79

This report is presented in accordance with the Texas Government Code Title 10 Section 2256.023 and complies with the Investment Strategy of Brazoria County's Investment Policy and I certify that to the best of my knowledge the above is true and correct.


Angela Dees
Brazoria County Treasurer

BRAZORIA COUNTY
Investment Data Summary
April 2023

Type Breakdown:	Book Value	Percent	Wtd Avg Mat	Wtd Avg Yield
LGIP	266,983,432.38	81.44%	1	4.880
Agency	26,000,000.00	7.93%	465	1.623
Cash	34,849,726.28	10.63%	1	2.810
	327,833,158.66	100.00%	38	4.402

Issuer Breakdown:	Book Value	Percent	Wtd Avg Mat	Wtd Avg Yield
FNMA				
FHLB	22,000,000.00	6.71%	797	1.875
FHLMC	-			
-	-			
FFCB	4,000,000.00	1.22%	263	0.235
-	-			
TexPool	177,117,866.09	54.03%	1	4.798
Texas Class	89,865,566.29	27.41%	1	5.042
Depository	34,849,726.28	10.63%	1	2.810
	327,833,158.66	100.00%	58	4.402

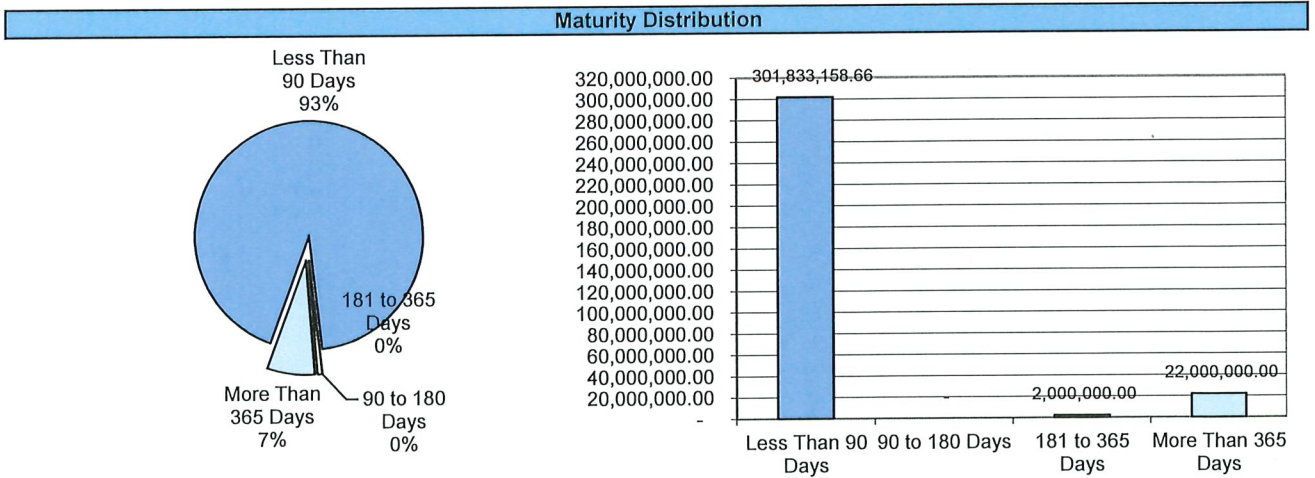

Fund Breakdown:	Book Value	Percent	Wtd Avg Mat	Wtd Avg Yield
10000	26,000,000.00	7.93%	465	1.623
20500	-			
997	177,117,866.09	54.03%	1	4.798
998	89,865,566.29	27.41%	1	5.042
999	34,849,726.28	10.63%	1	2.810
	327,833,158.66	100.00%	38	4.402

Maturity Breakdown:	Book Value	Percent
Less Than 90 Days	301,833,158.66	92.07%
90 to 180 Days	-	0.00%
181 to 365 Days	2,000,000.00	0.61%
More Than 365 Days	22,000,000.00	6.71%
	325,833,158.66	99.39%

BRAZORIA COUNTY
Investment Summary Report
For the Period Ending 4/30/2023

Total Portfolio Summary			
	Current Month 04/30/23	Prior Month 3/31/2023	Change From Prior
Book Value	327,833,158.66	335,365,143.66	(7,531,985.00)
Market Value	327,846,758.66	334,978,743.66	(7,131,985.00)
Market Value%	100.00%	99.88%	0.12%
Weighted Average Maturity - Days	38 days	36 days	2
Weighted Average Yield	4.402%	4.24%	0.16%


Portfolio Composition by Fund			
Fund Name	4/30/2023 Book Value	Wtd Avg Yield	Wtd Avg Maturity
10000	26,000,000.00	1.623%	465
20500	-		0
997	177,117,866.09	4.798%	1
998	89,865,566.29	5.042%	1
999	34,849,726.28	2.810%	1
TOTALS:	327,833,158.66	4.402%	38 days



Monthly Interest Earned for Fiscal Year 2023

	Oct	Nov	Dec	1st Qtr	Jan	Feb	Mar	2nd Qtr	April	May	June	3rd Qtr	July	August	Sept	4th Qtr	Ann Earned
BANK	77,331.74	96,326.60	96,326.60	269,984.94	96,326.60	79,017.92	105,041.77	280,386.29	105,041.77			105,041.77				0.00	655,413.00
TEXPOOL	371,101.69	413,727.06	612,771.64	1,397,600.39	602,806.43	637,740.47	733,418.78	1,973,965.68	697,215.03			697,215.03				0.00	4,068,781.10
Texas Class	226,794.28	250,930.97	294,087.91	771,813.16	344,264.27	324,639.12	368,572.46	1,037,475.85	371,603.99			371,603.99				0.00	2,180,893.00
Agencies	25,200.00	0.00	4,300.00	29,500.00	0.00	2,000.00	25,000.00	27,000.00	25,200.00			25,200.00				0.00	81,700.00
Total Per Mo.	700,427.71	760,984.63	1,007,486.15	2,468,898.49	1,043,397.30	1,043,397.51	1,232,033.01	3,318,827.82	1,199,060.79	0.00	0.00	1,199,060.79	0.00	0.00	0.00	0.00	6,956,787.10

I certify that to the best of my knowledge the above is true and correct.



Angela Dees, CIO
Brazoria County Treasurer

FY 2023 Quarterly Interest Rates Comparison

	Oct	Nov	Dec	1st Qtr	Jan	Feb	Mar	2nd Qtr	April	May	June	3rd Qtr	July	August	Sept	4th Qtr	Ann Avg
BANK	2.65%	3.17%	3.04%	2.95%	2.76%	2.66%	2.95%	2.79%	2.81%			0.94%				0.00%	1.67%
TEXPOOL	2.92%	3.61%	3.80%	3.44%	4.24%	4.50%	4.59%	4.44%	4.80%			1.60%				0.00%	2.37%
TEXAS CLASS	3.23%	3.85%	4.32%	3.80%	4.57%	4.75%	4.86%	4.73%	5.04%			1.68%				0.00%	2.55%



Monthly Newsletter: April 2023

ANNOUNCEMENTS

We welcome the following entities who joined TexPool in March 2023:

TexPool

Redbird Ranch FWSD 2
 School of Excellence in Education dba Legacy Traditional Schools
 McLennan County Appraisal District
 Hays County ESD 5
 Falls City ISD
 Marshall Economic Development Corporation
 Clay County
 Girls Haven Inc dba Ehrhart School
 City of Groves

TexPool Prime

Bastrop ISD
 School of Excellence in Education dba Legacy Traditional Schools
 McLennan County Appraisal District
 Falls City ISD
 City of Celina
 Willbarger Creek MUD 2
 City of Groves

Upcoming Events

April 16, 2023 - April 19, 2023
Government Finance Officers Association of Texas (GFOAT) Spring Conference
 Round Rock, TX
 April 17, 2023 - April 20, 2023
Annual County Treasurers' Spring Education Seminar
 San Marcos, TX

TexPool Advisory Board Members

Patrick Krishock David Landeros
 Belinda Weaver Sharon Matthews
 Deborah Lauder milk David Garcia
 Valarie Van Vlack Dina Edgar

Overseen by the State of Texas Comptroller of Public Accounts Glenn Hegar

Operated under the supervision of the Texas Treasury Safekeeping Trust Company

Economic and Market Commentary: Coming to terms

April 1, 2023

When you hear talk of the two functions of the Federal Reserve, you likely think of its so-called "dual mandate" to foster maximum employment and stable prices. But that's the goal of its monetary policy. The Fed's foundational duality is actually to promote both those goals and the stability of the U.S. financial system. The Fed officially states it performs five functions. But one concerns setting policy while the other four fall under the rubric of safety.

This distinction is crucial to understanding the Fed's decision-making following the collapse of Silicon Valley Bank (SVB). On the one hand, it acted swiftly to provide a safety net to the banking sector with the establishment of the Bank Term Funding Program. On the other hand, a week or so later, its Federal Open Market Committee (FOMC) voted to raise the federal funds rate by 25 basis points.

This might seem contradictory. Although much of SVB's downfall stemmed from an overly concentrated clientele, a classic asset/liability mismatch and other mismanagement, the Fed's aggressive tightening put the bank's holdings of longer-term Treasuries underwater. From this perspective, the Fed perhaps should have foregone a hike. Yet its policy arm essentially shrugged this off. Not just because FOMC officials professed—and likely

(continued page 6)

Performance as of March 31, 2023

	TexPool	TexPool Prime
Current Invested Balance	\$33,182,596,040	\$12,477,012,136
Weighted Average Maturity**	19 Days	24 Days
Weighted Average Life**	74 Days	66 Days
Net Asset Value	0.99993	0.99981
Total Number of Participants	2,771	489
Management Fee on Invested Balance	0.0450%	0.0550%
Interest Distributed	\$132,027,306.17	\$51,519,603.82
Management Fee Collected	\$1,069,875.50	\$527,268.18
Standard & Poor's Current Rating	AAAm	AAAm
Month Averages		
Average Invested Balance	\$33,729,125,153	\$12,648,652,879
Average Monthly Rate*	4.61%	4.80%
Average Weighted Average Maturity**	17	22
Average Weighted Average Life**	66	63

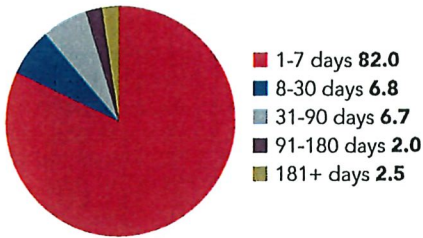
*This average monthly rate for TexPool Prime for each date may reflect a waiver of some portion or all of each of the management fees.

**See page 2 for definitions.

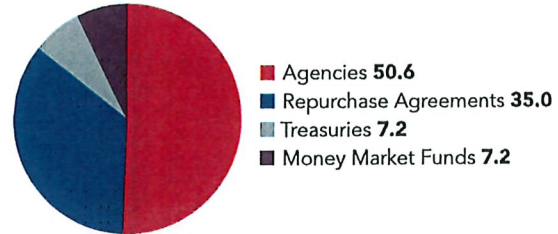
Past performance is no guarantee of future results.



Portfolio by Maturity (%) As of March 31, 2023



Portfolio by Type of Investment (%) As of March 31, 2023



Portfolio Asset Summary as of March 31, 2023

	Book Value	Market Value
Uninvested Balance	\$582.55	\$582.55
Receivable for Investments Sold	0.00	0.00
Accrual of Interest Income	94,600,532.57	94,600,532.57
Interest and Management Fees Payable	-132,027,896.53	-132,027,896.53
Payable for Investments Purchased	-210,000,000.00	-210,000,000.00
Accrued Expenses & Taxes	-32,861.98	-32,861.98
Repurchase Agreements	11,691,748,000.00	11,691,748,000.00
Mutual Fund Investments	2,425,074,000.00	2,425,085,200.00
Government Securities	16,914,097,584.89	16,911,780,963.54
US Treasury Bills	1,100,307,361.76	1,100,608,748.50
US Treasury Notes	1,298,828,736.94	1,298,666,296.84
Total	\$33,182,596,040.20	\$33,180,429,565.49

Market value of collateral supporting the Repurchase Agreements is at least 102% of the Book Value. The portfolio is managed by Federated Investment Counseling and the assets are safe kept in a separate custodial account at State Street Bank in the name of TexPool. The only source of payment to the Participants is the assets of TexPool. There is no secondary source of payment for the pool such as insurance or State guarantee. Should you require a copy of the portfolio, please contact TexPool Participant Services.

Participant Summary

	Number of Participants	Balance
School District	609	\$10,605,150,055.29
Higher Education	60	\$1,628,519,919.23
County	197	\$4,429,628,649.71
Healthcare	92	\$1,982,720,586.76
Utility District	910	\$4,787,600,302.44
City	490	\$8,197,937,632.46
Emergency Districts	101	\$435,554,075.32
Economic Development Districts	87	\$173,298,737.56
Other	225	\$942,891,508.22

**Definition of Weighted Average Maturity and Weighted Average Life

WAM is the mean average of the periods of time remaining until the securities held in TexPool (a) are scheduled to be repaid, (b) would be repaid upon a demand by TexPool, or (c) are scheduled to have their interest rate readjusted to reflect current market rates. Securities with adjustable rates payable upon demand are treated as maturing on the earlier of the two dates set forth in (b) and (c) if their scheduled maturity is 397 days or less; and the later of the two dates set forth in (b) and (c) if their scheduled maturity is more than 397 days. The mean is weighted based on the percentage of the amortized cost of the portfolio invested in each period.

WAL is calculated in the same manner as WAM, but is based solely on the periods of time remaining until the securities held in TexPool (a) are scheduled to be repaid or (b) would be repaid upon a demand by TexPool, without reference to when interest rates of securities within TexPool are scheduled to be readjusted.



Daily Summary

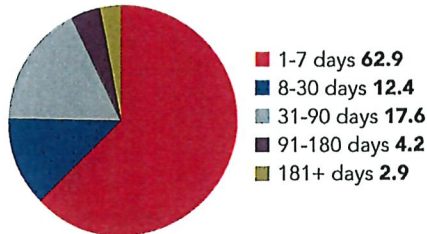
Date	Money Mkt. Fund Equiv. (SEC Std.)	Dividend Factor	TexPool Invested Balance	NAV	WAM Days	WAL Days
3/1	4.5263%	0.000124007	\$33,773,343,198.69	0.99977	15	63
3/2	4.5243%	0.000123954	\$33,965,415,638.36	0.99977	15	62
3/3	4.5339%	0.000124216	\$33,921,604,199.45	0.99979	15	62
3/4	4.5339%	0.000124216	\$33,921,604,199.45	0.99979	15	62
3/5	4.5339%	0.000124216	\$33,921,604,199.45	0.99979	15	62
3/6	4.5291%	0.000124086	\$33,927,214,955.40	0.99977	17	62
3/7	4.5306%	0.000124125	\$33,917,501,612.69	0.99976	17	61
3/8	4.5299%	0.000124107	\$33,882,864,302.28	0.99975	18	62
3/9	4.5424%	0.000124450	\$33,763,966,656.27	0.99977	19	64
3/10	4.5425%	0.000124452	\$33,799,005,381.37	0.99983	19	64
3/11	4.5425%	0.000124452	\$33,799,005,381.37	0.99983	19	64
3/12	4.5425%	0.000124452	\$33,799,005,381.37	0.99983	19	64
3/13	4.5458%	0.000124543	\$33,706,525,064.43	0.99987	17	63
3/14	4.5511%	0.000124688	\$33,693,971,513.27	0.99985	17	65
3/15	4.5618%	0.000124980	\$33,781,283,047.80	0.99989	17	66
3/16	4.5730%	0.000125288	\$33,842,785,576.00	0.99988	17	66
3/17	4.5715%	0.000125246	\$33,858,456,177.29	0.99992	18	66
3/18	4.5715%	0.000125246	\$33,858,456,177.29	0.99992	18	66
3/19	4.5715%	0.000125246	\$33,858,456,177.29	0.99992	18	66
3/20	4.5664%	0.000125108	\$33,760,200,347.66	0.99991	16	65
3/21	4.5701%	0.000125208	\$33,749,300,323.11	0.99988	16	67
3/22	4.5704%	0.000125217	\$33,857,328,744.01	0.99990	16	66
3/23	4.6576%	0.000127606	\$33,720,812,637.30	0.99994	17	67
3/24	4.7674%	0.000130615	\$33,626,743,810.90	0.99993	19	70
3/25	4.7674%	0.000130615	\$33,626,743,810.90	0.99993	19	70
3/26	4.7674%	0.000130615	\$33,626,743,810.90	0.99993	19	70
3/27	4.7554%	0.000130285	\$33,573,531,511.90	0.99988	18	69
3/28	4.7785%	0.000130919	\$33,386,912,420.75	0.99991	18	69
3/29	4.7940%	0.000131342	\$33,313,910,731.03	0.99991	17	73
3/30	4.7902%	0.000131239	\$33,185,986,716.22	0.99990	17	73
3/31	4.7920%	0.000131287	\$33,182,596,040.20	0.99993	19	74
Average:	4.6108%	0.000126323	\$33,729,125,153.05	0.99986	17	66



TEXPOOL Prime

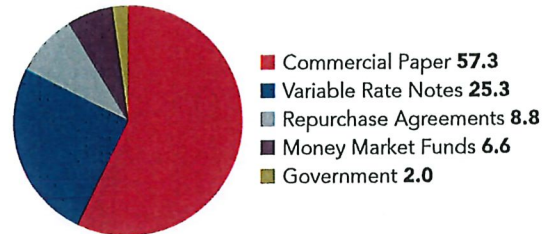
Portfolio by Maturity (%)

As of March 31, 2023



Portfolio by Type of Investment (%)

As of March 31, 2023



Portfolio Asset Summary as of March 31, 2023

	Book Value	Market Value
Uninvested Balance	\$1,485.34	\$1,485.34
Receivable for Investments Sold	0.00	0.00
Accrual of Interest Income	20,935,749.66	20,935,749.66
Interest and Management Fees Payable	-51,520,220.83	-51,520,220.83
Payable for Investments Purchased	0.00	0.00
Accrued Expenses & Taxes	-16,540.48	-16,540.48
Repurchase Agreements	1,105,394,000.00	1,105,394,000.00
Commercial Paper	7,172,357,270.47	7,169,997,174.83
Mutual Fund Investments	830,153,483.22	829,777,066.44
Government Securities	241,984,082.09	242,032,837.30
Variable Rate Notes	3,157,722,826.19	3,158,010,630.71
Total	\$12,477,012,135.66	\$12,474,612,182.97

Market value of collateral supporting the Repurchase Agreements is at least 102% of the Book Value. The portfolio is managed by Federated Investment Counseling and the assets are safe kept in a separate custodial account at State Street Bank in the name of TexPool Prime. The assets of TexPool Prime are the only source of payments to the Participants. There is no secondary source of payment for the pool such as insurance or State guarantee. Should you require a copy of the portfolio, please contact TexPool Participant Services

Participant Summary

	Number of Participants	Balance
School District	139	\$4,802,617,449.62
Higher Education	19	\$634,018,043.77
County	50	\$1,082,097,351.77
Healthcare	20	\$523,514,713.03
Utility District	54	\$412,053,859.96
City	95	\$2,333,154,941.79
Emergency Districts	22	\$66,138,973.66
Economic Development Districts	18	\$29,974,998.19
Other	72	\$2,593,308,040.38



TEXPOOL Prime

Daily Summary

Date	Money Mkt. Fund Equiv. (SEC Std.)	Dividend Factor	TexPool Prime Invested Balance	NAV	WAM Days	WAL Days
3/1	4.7301%	0.000129592	\$12,933,368,732.63	1.00003	23	62
3/2	4.7283%	0.000129542	\$12,940,288,516.44	1.00002	23	62
3/3	4.7333%	0.000129679	\$12,805,772,434.91	0.99988	24	62
3/4	4.7333%	0.000129679	\$12,805,772,434.91	0.99988	24	62
3/5	4.7333%	0.000129679	\$12,805,772,434.91	0.99988	24	62
3/6	4.7303%	0.000129598	\$12,711,152,048.63	1.00004	22	62
3/7	4.7307%	0.000129608	\$12,715,066,427.27	0.99999	22	62
3/8	4.7374%	0.000129791	\$12,662,741,794.09	0.99995	22	62
3/9	4.7219%	0.000129366	\$12,702,380,302.76	0.99995	21	63
3/10	4.7235%	0.000129411	\$12,725,659,812.85	0.99985	22	65
3/11	4.7235%	0.000129411	\$12,725,659,812.85	0.99985	22	65
3/12	4.7235%	0.000129411	\$12,725,659,812.85	0.99985	22	65
3/13	4.7229%	0.000129394	\$12,686,746,955.91	1.00017	20	62
3/14	4.7236%	0.000129414	\$12,644,754,876.54	1.00020	20	61
3/15	4.7324%	0.000129655	\$12,704,320,119.32	1.00019	20	62
3/16	4.7443%	0.000129980	\$12,717,251,133.41	1.00007	20	61
3/17	4.7421%	0.000129921	\$12,594,232,266.66	0.99980	21	62
3/18	4.7421%	0.000129921	\$12,594,232,266.66	0.99980	21	62
3/19	4.7421%	0.000129921	\$12,594,232,266.66	0.99980	21	62
3/20	4.7439%	0.000129970	\$12,632,351,586.66	0.99998	18	59
3/21	4.7515%	0.000130178	\$12,586,499,134.07	0.99988	19	58
3/22	4.7789%	0.000130928	\$12,548,065,786.84	0.99982	20	60
3/23	4.8503%	0.000132884	\$12,504,934,983.78	0.99985	22	62
3/24	4.9457%	0.000135499	\$12,540,020,886.96	0.99976	24	64
3/25	4.9457%	0.000135499	\$12,540,020,886.96	0.99976	24	64
3/26	4.9457%	0.000135499	\$12,540,020,886.96	0.99976	24	64
3/27	4.9805%	0.000136453	\$12,479,747,551.05	0.99983	23	62
3/28	4.9786%	0.000136399	\$12,505,502,111.58	0.99979	24	65
3/29	4.9981%	0.000136933	\$12,476,639,685.19	0.99981	24	66
3/30	5.0027%	0.000137061	\$12,482,359,175.89	0.99982	24	66
3/31	4.9989%	0.000136957	\$12,477,012,135.66	0.99981	24	66
Average:	4.8006%	0.000131524	\$12,648,652,879.41	0.99991	22	63

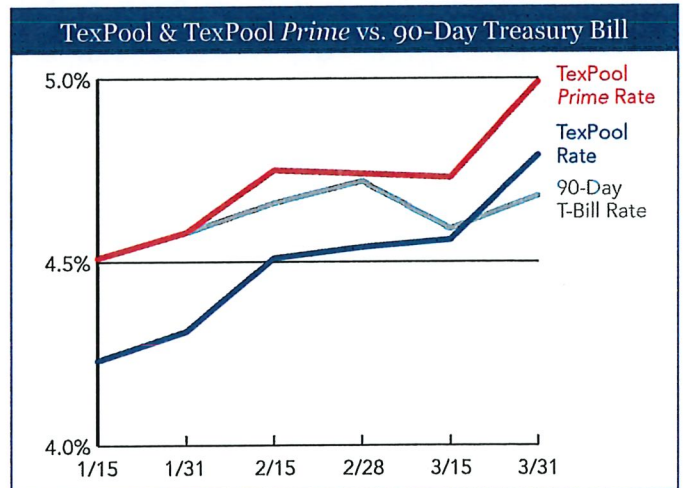


Participant Services
 1001 Texas Ave. Suite 1150
 Houston, TX 77002

believed—that risks of contagion spreading to the broader banking system were minute, but because their focus remains on fighting inflation. Of course, Chair Jerome Powell had to address both issues, but he passed the buck on SVB to Vice Chair for Supervision Michael Barr.

The distinction is a major reason we think the FOMC won't shift its foot from the gas to the brake pedal this year. Its members continually show they are willing to deal out pain in the name of restoring price stability. They've admittedly targeted increasing unemployment and tightening financial conditions—an agenda almost guaranteed to break some aspect of the financial system. We forecast another quarter-point hike at the May meeting and no cuts this year. That's what the Summary of Economic Projections show, and betting against the Fed now is unwise. The markets keep flirting with making that bet, 50/50 on a hike in May and still pricing in a pivot this year. But expectations are volatile, and the debt ceiling X date looms. Unsurprisingly, there's been little movement on that front.

At the end of the month, yields on 1-, 3-, 6- and 12-month U.S. Treasuries were 4.58%, 4.76%, 4.89% and 4.69%, respectively; the 1-, 3-, 6- and 12-month Bloomberg Short-Term Bank Yield Index rates (BSBY) were 4.93%, 4.08%, 5.23% and 5.27%, respectively; the 1-, 3-, 6- and 12-month London interbank offered rates were 4.86%, 5.22%, 5.32% and 5.33%, respectively.



90-Day Treasury Bill is a short-term debt instrument backed by the national government. These are used to collect immediate cash to meet outstanding obligations.

Any private investor can invest in a Treasury bill. The 90-Day Treasury Bill is a weighted average rate of the weekly auctions of 90-Day Treasury Bills.

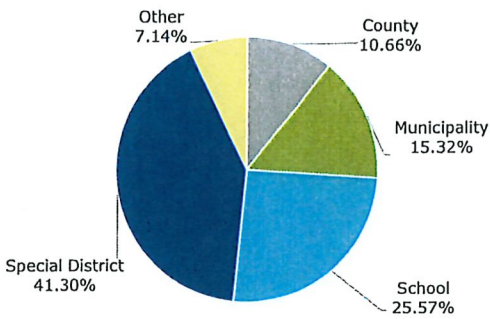
Past performance is no guarantee of future results.

Texas CLASS Portfolio Characteristics

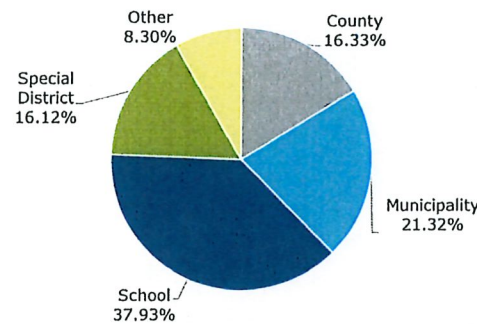
The following information is provided in accordance with Texas State Statute 2256.0016. Please refer to the disclosure at the bottom of this webpage for more information.



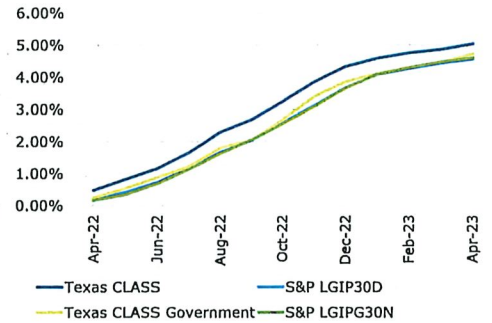
As of April 30, 2023



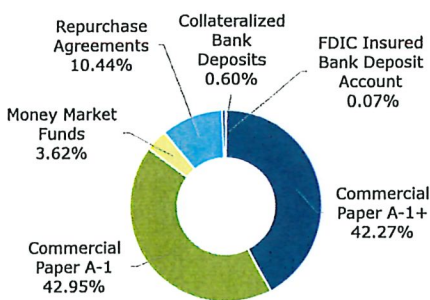
Participant Breakdown by Entity Type



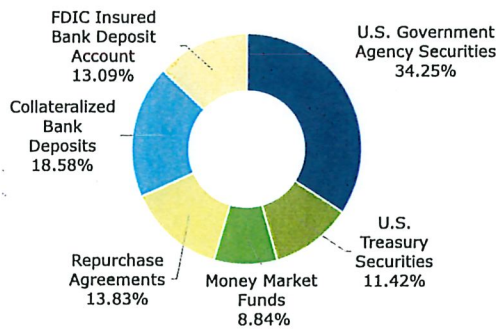
Participant Breakdown by Balance



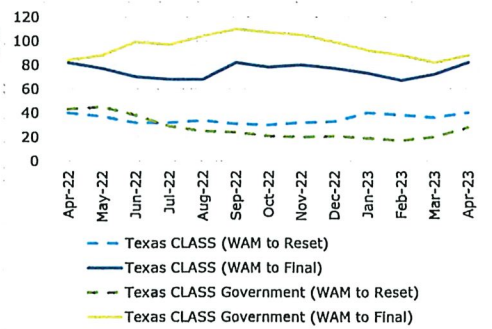
Performance vs. Benchmark S&P AAA/AA GIP* (Average Monthly Yields)



Texas CLASS Portfolio Breakdown



Texas CLASS Government Portfolio Breakdown



Weighted Average Maturity (In Days)

For more information on historical yields and performance, please [click here](https://www.texasclass.com/rates) (<https://www.texasclass.com/rates>).

Texas CLASS Prior Month Comparison

Month End	Average Yield**	Month Ending Assets	Share Balance	Market Value	Amortized Cost	NAV	WAM (Reset)***	WAM (Final)***
Feb-23	4.76%	\$22,393,930,601	22,391,060,997	\$22,614,306,796	\$22,611,437,192	1.00	38	67
Mar-23	4.86%	\$22,833,318,782	22,831,315,864	\$23,004,045,265	\$23,002,042,367	1.00	36	72
Apr-23	5.04%	\$22,609,986,024	22,614,652,887	\$22,624,675,110	\$22,629,341,972	1.00	40	82

Average monthly yield *As of the end of the last day of the month

Texas CLASS Government Prior Month Comparison

Month End	Average Yield**	Month Ending Assets	Share Balance	Market Value	Amortized Cost	NAV	WAM (Reset)***	WAM (Final)***
Feb-23	4.33%	\$1,291,843,156	1,291,978,953	\$1,290,681,178	\$1,290,816,975	1.00	17	88
Mar-23	4.47%	\$1,348,967,087	1,348,901,015	\$1,345,443,892	\$1,345,377,829	1.00	20	82
Apr-23	4.73%	\$1,386,283,759	1,386,283,867	\$1,418,561,779	\$1,418,561,887	1.00	28	88

Average monthly yield *As of the end of the last day of the month

2022-2023 Texas CLASS Average Monthly Yields

<u>Texas CLASS</u>				<u>Texas CLASS Government</u>			
May	2022	0.8130%		May	2022	0.5260%	
June	2022	1.1577%		June	2022	0.8659%	
July	2022	1.6392%		July	2022	1.2178%	
August	2022	2.2891%		August	2022	1.7930%	
September	2022	2.6789%		September	2022	2.0597%	
October	2022	3.2287%		October	2022	2.6613%	
November	2022	3.8546%		November	2022	3.3967%	
December	2022	4.3170%		December	2022	3.8505%	
January	2023	4.5742%		January	2023	4.1112%	
February	2023	4.7575%		February	2023	4.3263%	
March	2023	4.8597%		March	2023	4.4711%	
April	2023	5.0423%		April	2023	4.7318%	

For more information on historical yields and performance, please [click here](https://www.texasclass.com/rates) (<https://www.texasclass.com/rates>).

Fund Highlights as of April 30, 2023 (Unaudited)

For the month of April 2023, the Program Administrator accrued fees of \$1,729,777.17 and had average shares outstanding of 22,716,983,523.54 for Texas CLASS. For Texas CLASS Government, the Program Administrator accrued fees of \$132,106.65 and had average shares outstanding of 1,370,260,732.67. The fees for both Texas CLASS and Texas CLASS Government are accrued on a daily basis. The applicable fee rate is calculated by taking the fee rate(s) divided by 365 days (366 days in the event of a leap year) and rounded to ten decimal places. The current day's settled shares outstanding will be multiplied by the applicable fee rate(s) to equal the daily fee accrual. For weekend days and holidays, the settled shares outstanding for the previous business day will be utilized for the calculation of the fees. The applicable fee rate is located in Exhibit F of the Ninth Amended and Restated Trust Agreement. The Program Administrator reserves the right to abate fees listed in the Ninth Amended and Restated Trust Agreement. The monthly fee is the sum of all daily fee accruals for the month of April. The fees are paid monthly upon notification to the custodian bank. As of April 30, 2023 the fee for Texas CLASS was 9 basis points and the fee for Texas CLASS Government was 12 basis points.

- Both funds are rated 'AAAm' by S&P Global Ratings.
- Net Asset Value for both funds from April 1 to April 30, 2023 is equal to \$1.00.
- The final maturity dates of all securities were less than one year.
- The custodian bank for Texas CLASS is UMB Bank.
- Total number of Participants is 966.
- There are currently no investments that have a stated maturity greater than one year.
- The portfolio managers for Texas CLASS is Neil Waud, CFA and Randy Palomba, CFA.
- All sources of payment are the underlying assets of the local government investment pool at market value.
- The Ninth Amended and Restated Trust Agreement was adopted by the Board of Trustees on February 25, 2021. You can access your copy of the Ninth Amended and Restated Trust Agreement by visiting our website at www.texasclass.com. (<https://www.texasclass.com/>)

To view the current members of the Texas CLASS Board of Trustees and Advisory Board, please click [here](https://www.texasclass.com/boards/). (<https://www.texasclass.com/boards/>)

Prior Months' Portfolio Characteristics

Texas Class-April 2023

Date	Daily Rate (%)	YTD Yield (%)	7-Day Yield (%)	30-Day Yield (%)	WAM Days to Reset	WAM Days to Final	Daily Dividend	Net Asset Value (NAV)
4/30/2023	5.0697	4.8077	5.0693	5.0423	40	82	0.000138896	0.99979364
4/29/2023	5.0697	4.8055	5.0677	5.0401	40	83	0.000138896	0.99985901
4/28/2023	5.0697	4.8033	5.0662	5.0378	41	84	0.000138896	0.99992438
4/27/2023	5.0716	4.801	5.0646	5.0349	41	85	0.000138948	0.99991147
4/26/2023	5.0714	4.7987	5.0616	5.0315	41	84	0.000138943	0.99988943
4/25/2023	5.0689	4.7963	5.0588	5.0275	40	82	0.000138875	0.99985811
4/24/2023	5.0637	4.7939	5.0565	5.0228	40	81	0.000138731	0.9998687
4/23/2023	5.059	4.7915	5.0549	5.0183	40	80	0.000138601	0.99973856
4/22/2023	5.059	4.7892	5.0531	5.0139	41	81	0.000138601	0.99980499
4/21/2023	5.059	4.7867	5.0513	5.0071	41	82	0.000138601	0.99987143
4/20/2023	5.05	4.7842	5.0496	4.9993	40	81	0.000138355	0.99986294
4/19/2023	5.0519	4.7818	5.0472	4.9915	39	81	0.000138409	0.99986605
4/18/2023	5.053	4.7793	5.0442	4.9837	40	81	0.000138439	0.99986176
4/17/2023	5.0522	4.7768	5.0408	4.9761	40	82	0.000138416	0.99989979
4/16/2023	5.0467	4.7742	5.0365	4.9686	40	82	0.000138265	0.9997661
4/15/2023	5.0467	4.7716	5.0327	4.9612	41	83	0.000138265	0.99983289
4/14/2023	5.0467	4.7689	5.0289	4.954	41	84	0.000138265	0.99989969
4/13/2023	5.0329	4.7662	5.0252	4.9465	40	83	0.000137886	0.9998904
4/12/2023	5.0313	4.7636	5.0233	4.9395	39	82	0.000137843	0.9998805
4/11/2023	5.0291	4.761	5.0215	4.9329	38	79	0.000137783	0.99985254
4/10/2023	5.0223	4.7583	5.0197	4.9263	37	76	0.000137598	0.99986795
4/9/2023	5.0202	4.7556	5.0189	4.92	36	75	0.000137539	0.99967437
4/8/2023	5.0202	4.7529	5.0169	4.9137	37	76	0.000137539	0.99974042
4/7/2023	5.0202	4.7501	5.0148	4.9074	37	76	0.000137539	0.99980646
4/6/2023	5.0202	4.7473	5.0127	4.9009	38	77	0.000137539	0.99987251
4/5/2023	5.0182	4.7445	5.0098	4.8945	37	75	0.000137484	0.99987049
4/4/2023	5.0167	4.7415	5.0046	4.8881	37	72	0.000137445	0.99986154
4/3/2023	5.017	4.7386	4.9978	4.8813	36	72	0.000137451	0.99987473
4/2/2023	5.0057	4.7356	4.9886	4.8745	35	70	0.000137143	0.9999601
4/1/2023	5.0057	4.7326	4.9775	4.8681	35	71	0.000137143	1.00002391

Texas Class Government -April 2023

Date	Daily Rate (%)	YTD Yield (%)	7-Day Yield (%)	30-Day Yield (%)	WAM Days to Reset	WAM Days to Final	Daily Dividend	Net Asset Value (NAV)
4/30/2023	4.7366	4.4095	4.7374	4.7318	28	88	0.000129771	0.99999992
4/29/2023	4.7366	4.4068	4.7373	4.7316	29	88	0.000129771	1.00002974
4/28/2023	4.7366	4.404	4.7373	4.7311	29	89	0.000129771	1.00005956
4/27/2023	4.7411	4.4011	4.7372	4.7304	29	86	0.000129892	0.99998342
4/26/2023	4.7371	4.3982	4.7349	4.7284	27	87	0.000129782	1.00000569
4/25/2023	4.7397	4.3953	4.735	4.7256	28	86	0.000129854	1.00000413
4/24/2023	4.7342	4.3922	4.7342	4.7202	27	82	0.000129705	0.99999584
4/23/2023	4.7361	4.3892	4.7344	4.715	27	82	0.000129755	1.00003342
4/22/2023	4.7361	4.3861	4.7336	4.7098	27	82	0.000129755	1.00006136
4/21/2023	4.7361	4.383	4.7329	4.7023	28	83	0.000129755	1.00008931
4/20/2023	4.7254	4.3798	4.7321	4.6916	27	82	0.000129462	1.00002701
4/19/2023	4.7379	4.3766	4.7339	4.6811	26	82	0.000129805	1.00001155
4/18/2023	4.7336	4.3732	4.7317	4.6702	26	83	0.000129688	1.00000406
4/17/2023	4.7357	4.3699	4.7304	4.6601	26	83	0.000129745	0.99999903
4/16/2023	4.7307	4.3664	4.7288	4.6498	27	84	0.000129609	1.00006843
4/15/2023	4.7307	4.3629	4.7276	4.6398	27	84	0.000129609	1.00009558
4/14/2023	4.7307	4.3594	4.7264	4.6298	27	85	0.000129609	1.00012273
4/13/2023	4.7381	4.3558	4.7252	4.6193	27	85	0.00012981	1.00008009
4/12/2023	4.7221	4.3521	4.7229	4.6083	22	80	0.000129373	1.00001391
4/11/2023	4.7247	4.3484	4.7236	4.5974	22	80	0.000129444	1.0000306
4/10/2023	4.7243	4.3446	4.7249	4.5867	22	81	0.000129434	1.00002145
4/9/2023	4.7223	4.3408	4.7265	4.576	22	81	0.000129378	1.00004359
4/8/2023	4.7223	4.3369	4.7278	4.5654	22	81	0.000129378	1.00006772
4/7/2023	4.7223	4.3329	4.7292	4.5548	23	82	0.000129378	1.00009184
4/6/2023	4.7223	4.3289	4.7306	4.5438	23	83	0.000129378	1.00011597
4/5/2023	4.7268	4.3247	4.7304	4.5325	23	83	0.000129502	1.00006019
4/4/2023	4.7338	4.3205	4.7286	4.5209	23	83	0.000129692	1.00000503
4/3/2023	4.7354	4.316	4.7215	4.5093	19	80	0.000129737	1.00000391
4/2/2023	4.7319	4.3115	4.7094	4.4975	19	81	0.000129642	1.00000329
4/1/2023	4.7319	4.3068	4.6875	4.4859	20	81	0.000129642	1.00002614