

July 11, 2023

**THE COMMISSIONERS COURT OF BRAZORIA COUNTY
REGULAR SESSION**

ORDER NO.

RE: Treasurer's Monthly Report and Investment Report for May 2023

Approve the Treasurer's Monthly Report and Monthly Investment Report for May 2023. This order and affidavit must be filed with the County Clerk. It is further requested a certified copy of this order be returned to the County Treasurer. This report will be published on the County website.



**CERTIFIED COPY
BRAZORIA COUNTY COMMISSIONERS COURT**

ORDER NO. 6.I.1

**RE: TREASURER'S MONTHLY REPORT AND
INVESTMENT REPORT FOR MAY 2023**

Approve the Treasurer's Monthly Report and Monthly Investment Report for May 2023. This order and affidavit must be filed with the County Clerk. It is further requested a certified copy of this order be returned to the County Treasurer. This report will be published on the County website.

RESULT:	PASSED [UNANIMOUS]
MOVER:	Ryan Cade, Commissioner
SECONDER:	David R. Linder, Commissioner
AYES:	Judge Sebesta, Commissioner Payne, Commissioner Cade, Commissioner Adams, Commissioner Linder

STATE OF TEXAS §

COUNTY OF BRAZORIA §

I, **Joyce Hudman, Clerk County Court and Ex-Officio Clerk of the Commissioners Court of Brazoria County, Texas**, do hereby certify that the foregoing is a true and correct copy of that certain:

ORDER NO. 6.I.1

**RE: TREASURER'S MONTHLY REPORT AND
INVESTMENT REPORT FOR MAY 2023**

as passed by the Commissioners Court on the 11th day of JULY, A.D., 2023, Regular Session Term of Commissioners Court and as the same appear(s) in the Commissioners Court Records of Brazoria County, Texas.

**GIVEN UNDER MY HAND AND SEAL OF OFFICE, this the 12th DAY OF
JULY, A. D., 2023.**

JOYCE HUDMAN, Clerk County Court
and Ex-Officio Member of the Commissioners
Court of Brazoria County, Texas

By:  _____
T. Reynolds, Deputy



ANGELA DEES, CIO

BRAZORIA COUNTY TREASURER

111 E. Locust, Room 305 Angleton, Texas 77515-4654
979-864-1353 FAX 979-864-1680

Attached is the Monthly Treasurer's Report submitted by Angela Dees, Brazoria County Treasurer for the month of May 2023. This report is submitted in compliance with the Local Government Code Chapter 114, Chapter 2256 and Chapter 2257. This report contains:

Commissioners' Court Affidavit: 114.026 (d)
Monies received and disbursed: 114.026 (a) (1)
Pledged Securities Management Report: 2257.021
Debts due to* and owed by the county: 114.026 (a) (2)
All other proceedings in the Treasurer's office: 114.026 (a) (3)
Brazoria County general ledger fund activity: 114.026 (c)

Brazoria County Investment Portfolio for **May 2023**: 2256.023

Note: debts due to the County are reported to the Court by the collecting offices: 114.044.

"I CERTIFY THAT TO THE BEST OF MY KNOWLEDGE THE ATTACHED REPORTS ARE TRUE AND CORRECT."

Angela Dees, CIO
Brazoria County Treasurer

MINUTES OF COUNTY FINANCES
TREASURER'S MONTHLY REPORT
AFFIDAVIT
COMMISSIONERS' COURT July 11, 2023

BEFORE ME, the undersigned authority, a Notary Public in and for Brazoria County, Texas, on this day personally appeared the Members of Brazoria County Commissioners' Court and who after being duly sworn upon their oaths do hereby state as follows:

The requirements of Subsection (c) of the Texas Local Government Code §114.026 have been met and that we have reviewed and examined the Monthly Report of: **ANGELA DEES**, Treasurer of Brazoria County, Texas for **May 2023**.

Further, having taken reasonable steps to ensure its accuracy as presented, approve the report and enter this order into the minutes which state total cash and other assets in the custody of the County Treasurer at the time of the examination to be \$311,446,729.26.

The Treasurer's report and this affidavit will be published on the Brazoria County website.

L. M. "Matt" Sebesta, Jr
County Judge

Donald W. "Dude" Payne
Commissioner Precinct 1


Ryan Cade
Commissioner Precinct 2

Stacy L. Adams
Commissioner Precinct 3

David R. Linder
Commissioner Precinct 4

SUBSCRIBED AND SWORN TO BEFORE ME THIS 11th day of July, 2023.

Notary Public in and for Brazoria County, Texas
My Commission Expires: April 12, 2025




BRAZORIA COUNTY Bank Account Activity and Interest Report for May 2023

Account	Ending Bank Balance 4/30/2023	Deposits and Other Credits Received	Checks and Other Debits Disbursed	Ending Bank Balance 5/31/2023	MONTHLY Interest Earned	Interest Rate 05/01/23
FIRST NATIONAL BANK OF LAKE JACKSON						
Payroll	1,523,108.31	10,427,839.66	(10,428,168.64)	1,522,779.33	3,545.75	2.55
Operating	13,066,299.56	32,388,989.21	(31,808,407.23)	13,646,881.54	20,749.50	2.55
Jury Fund	300,390.00	22,590.00	(28,360.00)	294,620.00	597.54	2.55
County Clerk Trust Fund	4,488,259.39	25,908.00	(897,173.19)	3,616,994.20	8,711.83	2.55
District Clerk Trust Fund	2,225,018.79	228,823.32	(210,263.34)	2,243,578.77	4,656.20	2.55
Sheriff Barber Shop Education Training Program *	83,920.45	1,091.92	(775.00)	84,237.37	181.82	2.55
Comptroller Direct Deposit	489,457.03	3,796,217.37	(3,224,378.96)	1,061,295.44	1,617.45	2.55
Sheriff's Dept Narcotic Unit-Operations	6,434.44	4,000.00	(8,756.55)	1,677.89	6.12	2.55
Comm. Super & Corrections Dept. Restitution Acct	130,163.50	34,553.54	(30,655.25)	134,061.79	273.68	2.55
District Atty Check Collection Account	18,896.98	2,648.70	(545.94)	20,999.74	42.82	2.55
Employee Benefit Trust Fund *	1,927,247.71	1,658,834.45	(1,590,387.38)	1,995,694.78	3,655.55	2.55
Investment Acct	7,000.00		(7,000.00)	0.00	0.00	2.55
Credit Card Account	215,530.28	669,569.81	(601,129.07)	283,971.02	974.15	2.55
E-Filing / E-Recording	219,750.15	330,253.30	(363,808.50)	186,194.95	616.08	2.55
Parks Credit Card	41,830.70	61,964.70	(76,028.03)	27,767.37	91.09	2.55
Juvenile Restitution Account	3,684.15	1,805.12	(1,737.66)	3,751.61	8.37	2.55
TouchPay Credit Card	74,786.82	118,913.53	(154,711.54)	38,988.81	155.69	2.55
Brazoria County Receivables	(0.00)	65,000.00	(65,000.00)	0.00	6.63	2.55
Tax Assessor/Collector GOVPAY Acct	832,675.01	109,022.45	(941,697.46)	(0.00)	255.13	2.55
Tax Assessor/Collector Veh Inventory Prop Tax	725,544.30	247,928.18	(596.62)	972,875.86	1,741.41	2.55
Tax Assessor/Collector Boat Sales Tax *	7,231.42	84,619.88	(43,770.18)	48,081.12	51.55	2.55
Tax Assessor/Collector Motor Vehicle Acct	2,246,878.02	9,945,863.85	(8,741,449.66)	3,451,292.21	6,126.82	2.55
Tax Assessor/Collector Boat Collections	30,194.78	107,438.77	(103,081.26)	34,552.29	46.24	2.55
Tax Assessor/Collector Sales Tax Account *	978,416.66	6,245,941.74	(6,000,297.13)	1,224,061.27	2,390.62	2.55
Tax Assessor/Collector Tax Account	1,822,992.50	10,301,409.93	(8,019,732.77)	4,104,669.66	6,144.52	2.55
First National Bank of Lake Jackson Totals	31,465,710.94			34,999,027.01	62,646.56	
TOTAL Interest Earning Accounts EOM Balance				34,999,027.01	62,646.56	
				3,441,062.70		
				38,440,089.71		

Non-Int bearing Accts: Sheriff, County and District Clerks Cash Bonds; TCDBG-IKE; Inmate Trusts; TCEQ ; Bail Bond Sec; HMGP

This report is presented in accordance with The Texas Government Code Title 4 Sec. 114.026 (a)(1) and I certify that to the best of my knowledge the above is the true and correct cash balance remaining in the Treasurer's custody.



Angela Dees, CIO
Brazoria County Treasurer



ANGELA DEES, CIO

BRAZORIA COUNTY TREASURER

111 E. Locust, Room 305 Angleton, Texas 77515-4654
979-864-1353 FAX 979-864-1680

Attached is a copy of the management report for the securities that were pledged to Brazoria County by First National Bank of Lake Jackson for the month of:

May 2023.

"I CERTIFY THAT TO THE BEST OF MY KNOWLEDGE THE ATTACHED REPORT IS TRUE AND CORRECT."

A handwritten signature in blue ink, appearing to read "A. Dees", is written over a horizontal line.

Angela Dees, CIO
Brazoria County Treasurer

Reportfolio

First National Bank of Lake Jackson, Lake Jackson, T
 Published: 5/26/2023 11:33:18 AM

Management Report
 Pledged To: BRAZORIA COUNTY

Date: 31-May-23
 Page: 18

Section V-C

Location	Code	Cusip Trans#	Description Maturity	Prerefund	Pool Coupon	Moody StdPoor	Original Face Pledged Percent	Original Face Value	Pledged Par Value	Pledged Book Value	Pledged Market Value
FHLB	3136BBWU2	570109202008311	FNR 2020-62 PA 9/25/2050		2.000		\$2,500,000.00 100.00%	\$2,500,000.00	\$1,822,210.50	\$1,882,055.65	\$1,504,999.19
FEDERAL HOME LOAN BANK AFS											
FHLB	3136BCEP1	573944202009280	FNR 2020-73 KQ 10/25/2050		1.750		\$2,500,000.00 100.00%	\$2,500,000.00	\$1,741,164.05	\$1,802,990.59	\$1,425,517.65
FEDERAL HOME LOAN BANK AFS											
FHLB	3137H1QS8	621476202107291	FHR 5136 JL 2/25/2051		1.250		\$2,000,000.00 100.00%	\$2,000,000.00	\$1,768,919.82	\$1,777,827.72	\$1,458,753.88
FEDERAL HOME LOAN BANK AFS											
FHLB	38383DVS4	643477202111291	GNR 2021-193 PC 6/20/2051		1.500		\$2,500,000.00 100.00%	\$2,500,000.00	\$2,127,202.53	\$2,138,031.07	\$1,798,758.63
FEDERAL HOME LOAN BANK AFS											
FHLB	38383J3Q1	686004202211011	GNR 2022-173 QP 6/20/2051		5.000		\$2,000,000.00 100.00%	\$2,000,000.00	\$1,934,813.46	\$1,944,181.87	\$1,939,574.46
FEDERAL HOME LOAN BANK AFS											
FHLB	3136BJT47	637211202110281	FNR 2021-75 PB 11/25/2051		1.500		\$2,000,000.00 100.00%	\$2,000,000.00	\$1,799,148.40	\$1,797,742.82	\$1,477,904.88
FEDERAL HOME LOAN BANK AFS											
39 CMOs - Fixed Rate											
Total Pledged								\$99,050,000.00	\$35,613,748.76	\$35,874,914.97	\$30,932,616.33
136 To: BRC BRAZORIA COUNTY								\$341,545,624.00	\$64,775,143.83	\$65,300,184.24	\$58,075,824.59
								\$0.00	\$0.00	\$0.00	\$0.00
								\$0.00	\$0.00	\$0.00	\$0.00
								\$9,070,612.70	\$55,704,531.13	\$55,704,531.13	\$55,704,531.13
								Other securities with Stated Maturity Under 2 Years	Other securities with Stated Maturity Under 2 Years	Other securities with Stated Maturity Under 2 Years	Other securities with Stated Maturity Under 2 Years
								Other securities with Stated Maturity Over 2 Years	Other securities with Stated Maturity Over 2 Years	Other securities with Stated Maturity Over 2 Years	Other securities with Stated Maturity Over 2 Years

** If no data is shown, then there are no pledges for the current period.



ANGELA DEES, CIO
BRAZORIA COUNTY TREASURER

Brazoria County Treasurer's Office Proceedings for May 2023

Activity	Count	Amount
Cash Receipts issued	59	162,097.34
Treasurer Brinks Cash/Checks Deposits Processed	71	\$ 503,536.74
Treasurer Remote Deposits Processed	14	\$ 72,062.58
HealthCare Invoices processed	11	\$ 1,517,988.37
Retiree Premium Processed	399	\$ 55,702.13
Under 65 Retiree Prepaid 401H Reimbursements processed	152	\$ 44,840.00
Over 65 Retiree Prepaid 401H reimbursements processed	261	\$ 49,000.00
Wire Transfers executed	97	\$ 17,396,444.12
Toll Road Wires Executed	8	\$ 5,244,750.39
EFT files processed	15	\$ 9,001,909.69
Account Payables checks printed and distributed (102101)	1242	\$ 11,509,063.09
Jury Payments Processed	1951	\$ 41,425.70
BCCSCD checks printed and distributed	131	\$ 35,557.14
HUD checks printed and distributed	79	\$ 159,649.89
Payroll checks printed and distributed (102821)	171	\$ 110,626.17
Payroll advices printed and distributed (est):	700	-
Stop payments issued	33	\$ 14,429.82
Positive Pay files processed:	18	-
General ledger Journal Entries posted - BRAZO	137	-
Toll Road General Ledger Journal Entries Posted	31	-
Reports to State	3	-

Submitted for compliance with Local Government Code Sec. 114.026 subsection (a)(3)

I certify to the best of my knowledge the above information is true and correct.

A handwritten signature in blue ink, appearing to read "A. Dees", written over a horizontal line.

Angela Dees, CIO
Brazoria County Treasurer



Brazoria County General Ledger Fund Balance Activity
May 1, 2023 - May 31, 2023

998 Included

General Ledger Fund balances are of the last day of the month and may not include all journal entries and adjustments for that month. Bank accounts have been reconciled or, are in the process of being reconciled to general ledger since this report was generated. Submitted for compliance with Local Government Code Sec. 114.026 subsection (c)

Fund	Cash				Investments			
	Opening GL Balance	GL Debit	GL Credit	GL Ending Balance	Opening GL Balance	GL Debit	GL Credit	GL Ending Balance
10000 - General Fund	\$14,815,660.54	\$65,286,606.71	-\$49,584,501.41	\$30,517,765.84	\$118,495,478.05	\$4,230,409.32	-\$25,000,000.00	\$97,725,887.37
10100 - General Fund - Construction								
10110 - Grand Parkway	-\$4,340.00	\$0.00	\$0.00	-\$4,340.00				
10200 - Juv Prob Fees	\$34,010.72	\$6,290.44	-\$3,055.89	\$37,245.27				
10300 - Unclaimed Juvenile Restitution	\$11,358.00	\$0.00	\$0.00	\$11,358.00				
10350 - Sheriff Special Response Team	\$24,387.34	\$29.29	-\$5,954.76	\$18,461.87				
10400 - Env Health-Retail Food Permits	-\$39,131.34	\$29,425.55	-\$37,600.62	-\$47,306.41				
10500 - District Clerk Contingency	\$479,266.69	\$813.51	\$0.00	\$480,080.20	\$276,367.20	\$1,174.43	\$0.00	\$277,541.63
10600 - Fire Training Field	\$13,368.04	\$21.11	-\$83.95	\$13,305.20				
10700 - Parks Special Events	\$188,883.65	\$46,643.13	-\$15,886.34	\$219,640.44				
10710 - Parks SFA Special Projects	\$8,905.81	\$458.58	\$0.00	\$9,364.39				
10850 - CPS-Donations	\$23,739.71	\$418.03	-\$190.00	\$23,967.74				
20000 - Road and Bridge Non-Construct	\$16,343,668.51	\$1,812,901.71	-\$3,827,070.48	\$14,329,499.74	\$22,954,288.56	\$100,210.74	\$0.00	\$23,054,499.30
20500 - Road and Bridge Construction	\$10,540.97	\$1,227,501.34	-\$1,226,832.57	\$11,209.74				
30000 - USDA-WIC								
30100 - HHSC Women Infants & Children	-\$318,562.74	\$335,705.53	-\$328,680.03	-\$311,537.24				
30200 - USDA-WIC Peer Counseling								
30300 - USDA-WIC Registered Diet								
30400 - USDA-WIC Lactation Reimb.								
30502 - HHS-PPCPS-CRI	-\$1,425.52	\$3,048.40	-\$5,938.17	-\$4,315.29				
30600 - HHS-RLSS-LPHS	-\$4,630.61	\$8,702.28	-\$8,397.56	-\$4,325.89				
30701 - HHS-CPS/HCID-PHEP								
30702 - HHS-CPS/UNIQUE								
30705 - HHS-PPCPS-HAZARDS	-\$12,618.12	\$25,005.45	-\$29,809.71	-\$17,422.38				
30706 - 2017 Hur Public Hlth Crisis R								
30707 - COVID-19 Health Grant	-\$484.01	\$850.24	-\$366.26	-\$0.03				
30708 - COVID19-2 Health Grant	-\$16,504.66	\$20.32	-\$402.00	-\$16,886.34				
30709 - COVID-19 Vaccination Capacity	-\$20,383.14	\$38,457.78	-\$19,228.89	-\$1,154.25				
30710 - HHS-INFECTIOUS_DIS_CONTRL_UNIT	-\$9,152.28	\$16,910.53	-\$16,816.06	-\$9,057.81				
30711 - COVID Health Disparities	-\$34,247.03	\$38,119.37	-\$38,103.46	-\$34,231.12				
30712 - COVID-PH Workforce Capacity	-\$2,099.74	\$5,045.60	-\$11,066.05	-\$8,120.19				
30800 - HHS-CPS-Title IV-E-FCM	-\$19,205.54	\$2,619.78	-\$6,521.48	-\$23,107.24				
30850 - HHS-CPS-Title IV-E Legal Svcs	-\$373,190.19	\$32,004.46	-\$130,575.95	-\$471,761.68				
31100 - DHS-Repetitive Flood Claims								
31300 - DHS-Buffer Zone Protection	\$13,729.21	\$0.00	-\$8,955.00	\$4,774.21				
31500 - DHS-St Homeland Sec-UASI	-\$383.00	\$766.00	-\$593.00	-\$210.00				
31501 - DHS-St-UASI-M&A	-\$322.11	\$477.05	-\$899.88	-\$744.94				
31502 - DHS-St-UASI SWAT	-\$3,940.66	\$0.00	\$0.00	-\$3,940.66				
31503 - DHS-St-UASI Portable Radios	-\$2,047.00	\$0.00	\$0.00	-\$2,047.00				
31600 - DHS-St Homeland Security	\$500.00	\$0.00	\$0.00	\$500.00				
32000 - HUD-FY20-Section 8 CARES	\$4,210.36	\$6.69	\$0.00	\$4,217.05				
32006 - HUD-FY06-Section 8 Housing-ADM								
32008 - HUD-FY08-Section 8 Housing-ADM								
32009 - HUD-FY09-Section 8 Housing-ADM								
32010 - HUD-FY10-Section 8 Housing-ADM								
32011 - HUD-FY11-Section 8 Housing-ADM								
32012 - HUD-FY12-Section 8 Housing-ADM								
32013 - Section8-Adm	-\$0.00	\$0.00	\$0.00	-\$0.00				
32019 - HUD-2019-Section 8 Housing-ADM								
32020 - HUD-2020-Section 8 Housing-ADM								
32021 - HUD-2021-Section 8 Housing-ADM								
32022 - HUD-2022-Section 8 Housing-ADM	\$1,127,466.29	\$177,763.23	-\$181,945.53	\$1,123,283.99				
32051 - HUD-FY21-Section 8-EHV-ADM								
32052 - HUD-FY22-Section 8-EHV-ADM	\$106,132.76	\$11,988.48	-\$8,765.78	\$109,355.46				
32119 - HUD-2019-Section 8 Housing-HAP	\$20,378.70	\$32.39	\$0.00	\$20,411.09				
32120 - HUD-2020-Section 8 Housing-HAP	-\$6,961.20	\$0.00	\$0.00	-\$6,961.20				
32121 - HUD-2021-Section 8 Housing-HAP	\$16,893.09	\$26.85	\$0.00	\$16,919.94				
32122 - HUD-2022-Section 8 Housing-HAP	-\$28,313.17	\$132.50	-\$1,230.48	-\$29,411.15				
32123 - HUD-2023-Section 8 Housing-HAP	-\$21,884.20	\$744,593.34	-\$746,203.34	-\$23,494.20				
32151 - HUD-FY21-Section 8-EHV-HAP	\$62,493.58	\$99.32	\$0.00	\$62,592.90				
32152 - HUD-FY22-Section 8-EHV-HAP	-\$16,775.22	\$0.00	\$0.00	-\$16,775.22				
32153 - HUD-FY23-Section 8-EHV-HAP	-\$15,120.28	\$40,170.00	-\$59,940.00	-\$34,890.28				
32211 - HUD-CDBG-2011								
32212 - HUD-CDBG-PY2012								
32213 - CDBG	-\$127,861.19	\$277,249.70	-\$177,314.27	-\$27,925.76				
32214 - HOME	-\$62,614.14	\$166,430.71	-\$34,370.95	\$69,445.62				
32215 - ESG	-\$39,114.79	\$78,342.44	-\$39,171.22	\$56.43				
32600 - HUD-Texas CDBG	-\$146,289.64	\$54.12	-\$3,754.45	-\$149,989.97				
32610 - HUD-2016 Flood GLO	-\$49,866.81	\$9,408.78	-\$14,329.53	-\$54,787.56				
32620 - HUD-Harvey GLO	\$625.66	\$5,235.13	-\$9,833.03	-\$3,972.24				
33200 - USDOJ-Crime Vict Assist-VOCA	-\$31,717.56	\$56,696.20	-\$62,774.83	-\$37,796.20				
33250 - USDOJ-CSCD-Victim Svcs Prg								

Fund	Cash				Investments			
	Opening GL Balance	GL Debit	GL Credit	GL Ending Balance	Opening GL Balance	GL Debit	GL Credit	GL Ending Balance
33251 - USDOJ-CSCD-VSP	-\$939.07	\$1,878.14	-\$1,877.96	-\$938.89				
33300 - USDOJ-Drug Court Program	-\$13,136.84	\$14,527.98	-\$16,027.61	-\$14,636.47				
33301 - OOG - Mental Health Court	-\$45,071.07	\$5,672.00	-\$2,731.00	-\$42,130.07				
33310 - USDOJ-DWI Court Program	-\$21,398.36	\$22,652.64	-\$26,320.59	-\$25,066.32				
33320 - USDOJ-Veterans Court Program	-\$13,803.54	\$32,850.13	-\$20,672.61	-\$1,626.02				
33330 - USDOJ-Domestic Violence Court	-\$20,204.86	\$20,625.04	-\$31,586.95	-\$31,166.77				
33410 - USDOJ-CESF Grant								
33415 - OJP-Edward Byrne Mem JAG Grant								
33420 - USDOJ-COVID-19 Mitigation								
33500 - USDOJ-DEA-Narcotics OT Exp	-\$2,477.57	\$230.76	-\$115.38	-\$2,362.19				
33510 - USDOJ-Organized Crime Drug Enf	\$0.00	\$0.00	-\$2,374.24	-\$2,374.24				
33520 - Jim Wells County S.O - S.O. OT	-\$10,189.77	\$10,189.77	-\$772.14	-\$772.14				
33530 - JLEO - Join Law Enforcement Op	\$0.00	\$1,090.76	-\$3,173.12	-\$2,082.36				
33900 - USDOJ-SCAAP	\$151,867.07	\$241.36	\$0.00	\$152,108.43				
33901 - USDOJ-Bulletproof Vests								
34105 - TPW-HRCP-COL BOTTOMLAND PROJ	-\$139,179.77	\$73,897.51	-\$1,457.34	-\$66,739.60				
34106 - TPW-Resoft Park Trail Dvlpmt	-\$44,570.59	\$89,141.20	-\$44,570.60	\$0.01				
34107 - TPW-Follets Island-Parking Lot								
34108 - TPW-FM 2918 Boat Ramp Reno	-\$12,396.13	\$9,176.44	-\$13,933.72	-\$17,153.41				
34200 - DOI-Parks Boating Access								
34250 - DOI-Swan Lake Boat Ramp								
34400 - USDOT-CR 257 Repairs								
34600 - FEMA - Flood Disaster 2015								
34610 - FEMA - Flood Disaster 2016	\$40,339.70	\$0.00	\$0.00	\$40,339.70				
34615 - FEMA-Harvey 2017	\$780,602.51	\$0.00	\$0.00	\$780,602.51				
34616 - FEMA-Hazard Mitigation Grant P	-\$1,340,111.03	\$90,327.74	-\$1,092.55	-\$1,250,875.84				
34619 - Fema - Flood Disaster 2019								
34620 - CARES-Coronavirus Relief Fund								
34621 - FEMA-Laura 2020	\$125.42	\$0.00	\$0.00	\$125.42				
34622 - FEMA-Beta 2020								
34623 - FEMA-DR4485TX COVID19 Pandemic	-\$59,768.61	\$4,180.07	-\$8,506.64	-\$64,095.18				
34624 - FEMA Winter Storm-inc pd 2.11	-\$36,444.88	\$0.00	\$0.00	-\$36,444.88				
34625 - FEMA-Nicholas 2021	-\$8,943.90	\$0.00	\$0.00	-\$8,943.90				
34700 - IMLS-Library Mobile Proj Rnd 2								
34710 - FCC-E-Rate Library Program								
34715 - FCC-E-Rate Library Program	-\$228,408.78	\$0.00	-\$16,257.20	-\$244,665.98				
34716 - FCC-Library ECF Funding	\$8,787.95	\$0.00	\$0.00	\$8,787.95				
34717 - FCC-Library ECF Funding	-\$87,362.00	\$0.00	-\$3,569.50	-\$90,931.50				
34820 - USDC-SLP Dune Walkover								
34850 - USTREAS-Restore Act Projects	-\$1,600,304.27	\$3,193,898.54	-\$1,666,534.27	-\$72,940.00				
34851 - Emergency Rental Assistance	-\$36,423.34	\$0.00	\$0.00	-\$36,423.34				
34852 - Emergency Rental Assistance 2	-\$876,381.35	\$7,188.38	-\$41,883.20	-\$911,076.17	\$1,033,799.27	\$4,393.17	\$0.00	\$1,038,192.44
34855 - American Rescue Plan-2021CLFRF	-\$3,041,920.04	\$0.00	-\$512,694.08	-\$3,554,614.12	\$68,361,428.42	\$291,038.64	\$0.00	\$68,652,467.06
34856 - ARP-Emerg Food & Shelter Prg								
34857 - LATCF-Tribal Consistency Fund	\$39,549.16	\$1,708.00	-\$30,085.20	\$11,171.96				
34860 - DOI-Parks - CIAP Grant								
34880 - TXDOT-SH288 Truck Weigh Statn								
34881 - TXDOT-CR58 PH II (CSJ304)	\$2,856.38	\$0.00	\$0.00	\$2,856.38				
34882 - TXDOT-CR59 (CSJ 305)	-\$6,701,128.71	\$0.00	-\$836,407.66	-\$7,537,536.37				
34883 - TXDOT-CR101 Widening (CSJ303)	-\$1,560,014.00	\$0.00	\$0.00	-\$1,560,014.00				
34901 - USDOT-22CVANGLE-RescuePlan								
34902 - USDOT-21CRANGLE-Covid19Relief								
34912 - USDOT-1212ANGLE-Wildlife								
34913 - TXDOT 1312ANGLE-APRON								
34922 - TXDOT - 2212ANGLE	\$0.00	\$0.00	-\$5,500.00	-\$5,500.00				
34925 - TXDOT - CARES 20CRANGLE								
35000 - TJJJ-State Aid	\$133,457.60	\$306,793.34	-\$295,511.07	\$144,739.87				
35650 - TJPC-JJAE-Boot Camp-8/31	-\$214,619.04	\$417,894.45	-\$531,875.40	-\$328,599.99				
35660 - TJPD-JJAE Discretionary	\$12.19	\$0.02	\$0.00	\$12.21				
35800 - TJPC-JJAE-Boot Camp-7/31								
35900 - TJJJ-Mental Health Services								
35950 - TJJJ-RDA-RegDiversionAlt-"R"	-\$14,607.00	\$0.00	\$0.00	-\$14,607.00				
36076 - TPW-Resoft-Shoreline Improveme	-\$5,213.81	\$0.00	-\$34.94	-\$5,248.75				
36120 - SOS-Voting machines reimb								
36130 - Body Worn Cameras								
36150 - H-GAC-Tire Collection Grant								
36410 - Texas Veterans Treatment Crt								
36601 - GLO-HRCP-COL BOTTOMLANDS EDUC								
36602 - GLO-CEPRA-SLP	\$15,036.50	\$0.00	\$0.00	\$15,036.50				
36603 - GLO-Follett Dune Restoration	\$1,537,178.95	\$2,442.98	\$0.00	\$1,539,621.93				
36605 - GLO-Beach User Fees	-\$226,706.49	\$46,562.18	-\$92,947.46	-\$273,091.77				
36801 - TXDOT-CR 48 PROJECT								
36802 - TXDOT-CTIF(Cty Trans Infr Fnd)	-\$303,244.78	\$0.00	\$0.00	-\$303,244.78				
37000 - OAG-VAG Grant	-\$16,359.90	\$20,656.59	-\$11,676.06	-\$7,379.37				
37100 - OAG-TEXAS VINE CONTR	-\$14,701.58	\$14,701.58	\$0.00	\$0.00				
37200 - DFPS-CPS-Title IV-B-Concr Svc								
37300 - TDHCA-Amy Young Barrier Remova								
37400 - TDH-Immunization	-\$15,934.37	\$30,083.13	-\$29,442.36	-\$15,293.60				
37710 - OAG-Opioid Settlement	\$273,305.14	\$0.00	\$0.00	\$273,305.14				
37800 - OAG-Regional Juv Mental Hlth S	-\$1,400.00	\$0.00	\$0.00	-\$1,400.00				
37913 - TXDOT-M312ANGLE-FY13RAMP								
37914 - TXDOT-M212ANGLE-FY14RAMP								
37916 - TXDOT-M1612ANGL-FY16RAMP								
37917 - TXDOT-FY17RAMP								
37921 - TXDOT-FY21RAMP								

Fund	Cash				Investments			
	Opening GL Balance	GL Debit	GL Credit	GL Ending Balance	Opening GL Balance	GL Debit	GL Credit	GL Ending Balance
37922 - TXDOT-FY22RAMP								
37923 - TXDOT-FY23RAMP	\$-13,684.55	\$0.00	-\$994.91	-\$14,679.46				
37950 - TXDOT-Airport Layout-19MPANGLE								
38000 - Fire Code Inspection & Permit	-\$291,916.03	\$55,973.49	-\$92,420.23	-\$328,362.77				
38010 - Economic Development Tax Abate	\$433,010.55	\$175,500.00	-\$608,510.55	\$0.00				
38020 - BC Industrial Development Corp	\$96,266.51	\$0.79	\$0.00	\$96,267.30				
38100 - Vital Statistics Fee	\$96,922.13	\$2,250.33	-\$707.00	\$98,465.46				
38110 - CC Records Mgmt-Recording	\$1,627,120.26	\$104,828.18	-\$115,331.90	\$1,616,616.54	\$990,268.70	\$4,208.17	\$0.00	\$994,476.87
38120 - CC Records Archive	\$1,731,523.50	\$108,286.07	-\$62,876.61	\$1,776,932.96				
38130 - CC Records Mgmt-Criminal	\$101,725.35	\$5,104.09	-\$2,216.93	\$104,612.51				
38200 - CC Records Mgmt-Civ,Crim,Prob	\$210,777.73	\$837.35	-\$39.24	\$211,575.84	\$326,743.20	\$1,388.48	\$0.00	\$328,131.68
38210 - County Graffiti Eradication	\$2,837.78	\$4.51	\$0.00	\$2,842.29				
38220 - CC-DC Technology	\$121,516.17	\$1,378.99	-\$537.94	\$122,357.22				
38230 - CC Records Preservation	\$99,589.11	\$277.72	\$0.00	\$99,866.83				
38240 - CC-DC Specialty Court	\$106,819.47	\$6,489.69	-\$2,890.67	\$110,418.49				
38250 - CCSB41 Consolidated Rec Mgmt	\$57,322.25	\$8,345.78	-\$4,335.00	\$61,333.03				
38251 - CCSB41 Clerk of Court Account	\$116,650.34	\$16,730.43	-\$8,860.00	\$124,520.77				
38300 - Child Abuse Prevention Fund	\$308.86	\$358.33	-\$141.72	\$525.47				
38310 - Family Protection Fund	\$654.43	\$72.22	\$0.00	\$726.65				
38320 - DC Records Management	\$34,390.99	\$2,625.98	-\$1,156.26	\$35,860.71				
38330 - DC Records Archive	\$42,967.81	\$154.94	\$0.00	\$43,122.75				
38340 - DC Records Preservation	\$18,177.07	\$96.13	\$0.00	\$18,273.20				
38350 - DC Records Technology	\$34,663.24	\$67.60	-\$108.43	\$34,622.41				
38360 - DCSB41 Consolidated Rec Mgmt	\$148,788.58	\$21,789.75	-\$10,906.48	\$159,671.85				
38361 - DCSB41 Clerk of Court Account	\$245,105.28	\$35,896.54	-\$17,819.13	\$263,182.69				
38400 - JP Building Security	-\$142,694.50	\$29,547.87	-\$51,804.62	-\$164,951.25				
38410 - JP Technology Fund	\$596,930.30	\$8,777.08	-\$3,630.66	\$602,076.72				
38420 - JPSB41 Support Fund	\$278,765.47	\$32,736.34	-\$12,586.34	\$298,915.47				
38500 - Courthouse Security	\$874,631.28	\$38,073.85	-\$22,339.56	\$890,365.57				
38501 - Courthouse Attny Access Card	\$4,561.15	\$257.65	\$0.00	\$4,818.80				
38510 - SB41 Court Facility Fee Fund	\$137,946.69	\$19,787.54	-\$10,057.65	\$147,676.58				
38511 - SB41 County Jury Fund	\$68,948.36	\$9,893.78	-\$5,028.83	\$73,813.31				
38512 - SB41 Language Access Fund	\$54,533.70	\$6,931.62	-\$3,043.85	\$58,421.47				
38513 - SB41 Guardianship Fund	\$13,730.00	\$1,923.86	-\$1,070.00	\$14,583.86				
38514 - SB41 Court Report Service Fund	\$172,439.21	\$24,734.44	-\$12,572.07	\$184,601.58				
38515 - SB41 Appellate Judicial System	\$34,529.61	\$4,946.88	-\$2,514.41	\$36,962.08				
38516 - SB41 Judicial Edu and Support	\$6,735.00	\$931.93	-\$515.00	\$7,151.93				
38600 - LEOSE	\$150,519.60	\$477.60	-\$1,239.97	\$149,757.23				
38710 - D A Hot Check Collection	\$9,198.14	\$0.00	-\$187.07	\$9,011.07				
38720 - D A Supplemental	\$4,137.40	\$7,509.02	-\$5,965.65	\$5,680.77				
38730 - D A Forfeiture, CCP Chapter 59	\$293,598.36	\$3,418.25	-\$1,070.00	\$295,946.62				
38750 - Pretrial Diversion	\$119,461.31	\$72,332.22	-\$53,342.91	\$138,450.62				
38810 - Voter Registration	-\$11,405.08	\$12,953.70	-\$11,860.73	-\$10,312.11				
38820 - Special Inv,Dealer Escrow-Tax	\$102,711.65	\$2,654.18	-\$575.92	\$104,789.91	\$32,281.00	\$137.18	\$0.00	\$32,418.18
38830 - Scofflaw Fees, TTC Sect 502.01	\$1,957.40	\$3.11	\$0.00	\$1,960.51				
38910 - Election Services Contract	\$338,082.26	\$36,634.79	-\$47,544.18	\$327,172.87				
38920 - Elections - HAVA Equip. Rental	\$744,058.74	\$31,493.98	\$0.00	\$775,552.72				
38930 - Elections-CARES HAVA								
39020 - Constable Pct 2 Forfeiture	\$2,597.88	\$4.13	\$0.00	\$2,602.01				
39040 - Constable Pct 4 Forfeiture	\$2,093.68	\$3.33	\$0.00	\$2,097.01				
39100 - Sheriff Contraband Forfeiture	\$300,615.00	\$469.20	-\$5,382.54	\$295,701.66				
39110 - Braz Only Narcotics Task Force	\$1,292,454.93	\$6,027.06	-\$20,190.46	\$1,278,291.53				
39120 - Sheriff Commissary Fund	\$684,194.34	\$124,578.09	-\$121,477.81	\$687,294.62				
39130 - Sheriff-Federal Forfeiture	\$203,622.76	\$322.45	-\$731.00	\$203,214.21				
39200 - Juvenile Case Manager Fund	\$25,722.55	\$139.69	-\$102.93	\$25,759.31				
39210 - Bond & Occupational LSF	-\$34,797.26	\$11,144.32	-\$14,757.32	-\$38,410.26				
39300 - Reliant Energy CARE Program	\$12,880.39	\$0.00	-\$616.49	\$12,263.90				
39310 - UnitedWay-Emergency Assistance	\$5.58	\$0.01	\$0.00	\$5.59				
39390 - SETH-SE TX Housing Fln. Corp.	\$195.62	\$0.31	\$0.00	\$195.93				
39410 - Library-Special Projects	\$261,867.69	\$33,373.73	-\$6,574.24	\$288,667.18				
39420 - Tocker Foundation Grant	\$1,446.00	\$0.00	-\$1,446.00	\$0.00				
39500 - SEP-Wastewater-EnvHlth-TCEQ	\$298.22	\$27,000.00	-\$27,000.00	\$298.22				
39615 - TPW Foundation-Grt TX Birding	\$621.85	\$0.00	-\$60.01	\$561.84				
39620 - Shoreline Rest. Task Force	\$36,252.57	\$57.62	\$0.00	\$36,310.19				
39630 - 2006 GoM Energy Security Act	\$3,459,625.72	\$5,171.22	-\$204,244.38	\$3,260,552.56				
39700 - Lateral Road Fund								
39710 - Road & Bridge, Ch 152, Tx Code								
39720 - Special Projects								
39764 - Riverside Est Spcl Assmt	\$10,320.23	\$200.00	\$0.00	\$10,520.23				
39765 - Briar Meadows AmyLn Ross Rd SA								
39766 - Twin Lakes Assmt	-\$394,042.27	\$100.00	\$0.00	-\$393,942.27				
39768 - Old Coffee Plantation Sp Asses	-\$205,348.38	\$2,000.00	\$0.00	-\$203,348.38				
39769 - Lindell-Hudspeth Dr Spec Asses	-\$18,904.90	\$0.00	-\$5,538.75	-\$24,443.65				
39770 - Lindell-Frio Dr Spec Assess	-\$18,903.90	\$0.00	-\$5,538.75	-\$24,442.65				
39771 - Lindell-Donley Dr Spec Assess	-\$18,903.90	\$0.00	-\$5,538.75	-\$24,442.65				
39772 - Pinetree Trail Rd Spec Assess	-\$21,227.00	\$0.00	\$0.00	-\$21,227.00				
39773 - Lakeside Drive Rd Spec Assess								
39774 - Forest Loop Special Assessment	-\$35,589.70	\$0.00	\$0.00	-\$35,589.70				
39775 - River Road (CR31a) Spec Assess	-\$35,631.79	\$0.00	\$0.00	-\$35,631.79				
39776 - Mustang Spur Spec Assess	-\$27,570.85	\$0.00	\$0.00	-\$27,570.85				
39777 - Jasper Special Assessment	-\$9,272.30	\$0.00	\$0.00	-\$9,272.30				
39800 - Law Library	\$14,318.15	\$43,091.10	-\$47,911.49	\$9,497.76	\$121,509.83	\$516.36	\$0.00	\$122,026.19
39900 - Mosquito Control District	\$1,636,071.36	\$120,475.59	-\$466,904.50	\$1,289,642.45	\$398,599.54	\$1,693.88	\$0.00	\$400,293.42
40000 - 2012 Gen Oblig Rfd (2003 CO)								
41000 - 2016 Limited Tax Rfd (2006 CO)	\$588,414.18	\$13,170.87	\$0.00	\$601,585.05	\$503,230.40	\$2,138.49	\$0.00	\$505,368.89

Fund	Cash				Investments			
	Opening GL Balance	GL Debit	GL Credit	GL Ending Balance	Opening GL Balance	GL Debit	GL Credit	GL Ending Balance
42000 - 2021 Gen Oblig Rfd (2012 CO)	\$274,735.73	\$22,643.37	\$0.00	\$297,379.10				
42100 - 2018 Cert of Oblig-I,S	\$539,552.73	\$8,406.28	\$0.00	\$547,959.01				
42200 - 2021 CO-Courthouse Campus I,S	\$4,461,130.06	\$35,989.16	\$0.00	\$4,497,119.22				
44000 - Toll Road-SH288-I&S	\$90,314.59	\$455,156.81	-\$332,153.39	\$213,318.01				
45000 - Road Bonds-Mobility-I,S	\$2,399,303.84	\$42,208.75	\$0.00	\$2,441,512.59	\$904,579.40	\$3,844.06	\$0.00	\$908,423.46
51000 - 2006 Certificate of Obligation								
52000 - 2012 Cert of Oblig,C,M								
52100 - 2018 Cert of Oblig,C,M	-\$336,041.83	\$0.00	-\$16,995.18	-\$353,036.81	\$2,691,565.76	\$11,437.95	\$0.00	\$2,703,003.71
52200 - 2021 CO-Courthouse Campus C,M	-\$25,562,584.21	\$0.00	-\$3,117,094.17	-\$28,679,678.38	\$66,691,391.01	\$287,852.75	\$0.00	\$66,979,243.76
52201 - 2022 EOC State Allocation	-\$683,715.57	\$0.00	-\$1,086.60	-\$684,802.17	\$1,046,803.09	\$4,448.45	\$0.00	\$1,051,251.54
54000 - Toll Road-SH288-C & M	\$882,100.30	\$2,297.19	\$0.00	\$884,397.49	\$1,961,960.04	\$8,431.44	\$0.00	\$1,970,391.48
55000 - Mobility Plan								
57200 - Ring of Honor	\$56,922.61	\$90.47	\$0.00	\$57,013.08				
60500 - Airport Operating	-\$2,328,241.04	\$574,423.61	-\$494,768.25	-\$2,248,585.68				
61000 - BCTRA O&M SH288	\$9,609,068.75	\$1,135,200.53	-\$5,297,088.60	\$5,447,180.68	\$12,343,335.27	\$5,054,950.44	\$0.00	\$17,398,285.71
64000 - BCTRA FM518 PEDC-SH288	\$302,235.10	\$106.41	\$0.00	\$302,341.51				
64100 - BCTRA Contributions-SH288								
64200 - BCTRA FM518 TXDOT-SH288								
64510 - BCTRA Preliminary-288 Extn	-\$1,034,064.52	\$0.00	-\$91,131.11	-\$1,125,195.63				
71000 - Health Care Benefits	\$1,918,463.28	\$1,599,761.53	-\$1,526,863.37	\$1,991,361.44	\$7,227,529.32	\$30,713.78	\$0.00	\$7,258,243.10
72000 - Employee Health Clinic	\$2,781.18	\$60,191.19	-\$63,161.28	-\$188.91				
73000 - Insurance Reserve	-\$46,074.52	\$0.00	-\$29,189.79	-\$75,264.31	\$926,691.48	\$3,938.04	\$0.00	\$930,629.52
81000 - B Cnty Groundwatr Conserv Dist	\$2,014,929.07	\$125,559.13	-\$64,955.80	\$2,075,532.40				
81100 - Braz Cnty Toll Road Authority								
81500 - CSCD DP6 - SUD Program	-\$114,023.31	\$48,429.80	-\$57,540.78	-\$123,134.29				
81600 - CSCD-TAIP Treatment Aller.	\$38,556.54	\$0.00	-\$8,050.00	\$30,506.54				
81700 - CSCD DP17 - MHealth Caseloads	-\$2,240.46	\$40,073.06	-\$21,152.19	\$16,680.41				
81800 - CSCD Basic Supervision Prog	\$1,258,949.77	\$511,989.34	-\$760,345.22	\$1,010,593.89				
81850 - CSCD-Evidence Based Assessment								
81900 - CSCD CC4 - High Risk Program	\$199,919.19	\$13,402.73	-\$26,708.20	\$186,613.72				
82000 - CSCD-Comm Corr-Life								
82100 - CSCD CCS- Sex Offender Program	\$41,581.70	\$8,737.10	-\$18,167.87	\$32,150.93				
82200 - CSCD-Comm Corr-Substance Abuse								
82300 - CSCD DP4 - High Risk Program	\$68,363.44	\$5,135.61	-\$12,144.64	\$61,354.41				
82400 - CSCD-New Caseload Reduction-DP								
82500 - CSCD DP30 - SUD Trt Pgm	-\$30,534.39	\$59,908.19	-\$53,692.64	-\$24,318.84				
82600 - CSCD-Mental Health Treatment	\$39,152.01	\$0.00	-\$688.75	\$38,463.26				
88000 - Trust & Agency								
88200 - Brazos Mall								
88300 - SH288 @ CR 56 Overpass								
89000 - Historical Commission	\$1,515.73	\$2.41	\$0.00	\$1,518.14	\$14,878.15	\$63.28	\$0.00	\$14,941.43

**BRAZORIA COUNTY
PORTFOLIO REPORT
May 2023**

Current Date: 5/31/2023

Fund	Description	Type	CUSIP	Coupon	Settle Date	Maturity Date	Next Call Date	Par Value	Purch Price	Purch Cost	Book Value	Mkt Price	Mkt Value	Days to Mat	YTM	Interest Earned
10000	FFCB	Agency	3133EMDM1	0.270	10/20/20	10/20/23	10/20/23	2,000,000.00	100.000	2,000,000.00	2,000,000.00	0.9608	1,921,600.00	142	0.270	
10000	FFCB	Agency	3133EMQM7	0.200	02/16/21	02/16/24	02/16/24	2,000,000.00	100.000	2,000,000.00	2,000,000.00	0.9470	1,894,000.00	261	0.200	
10000	FHLB	Agency	3130ALKM5	0.350	03/15/21	03/15/24	03/15/24	2,000,000.00	100.000	2,000,000.00	2,000,000.00	0.9456	1,891,200.00	289	0.350	
10000	FHLB	Agency	3130ALLM4	0.350	03/29/21	03/28/24	03/28/24	2,000,000.00	100.000	2,000,000.00	2,000,000.00	0.9443	1,888,600.00	302	0.350	
10000	FHLB	Agency	3130ALRH9	0.400	04/12/21	04/12/24	04/12/24	2,000,000.00	100.000	2,000,000.00	2,000,000.00	0.9436	1,887,200.00	317	0.400	
10000	FHLB	Agency	3130AMND0	0.430	06/17/21	06/17/24	06/17/24	2,000,000.00	100.000	2,000,000.00	2,000,000.00	0.9373	1,874,600.00	383	0.430	
10000	FHLB	Agency	3130APAV5	0.550	10/08/21	10/08/24	10/08/24	2,000,000.00	100.000	2,000,000.00	2,000,000.00	0.9278	1,855,600.00	496	0.550	
10000	FHLB	Agency	3130APB20	0.600	10/22/21	10/22/24	10/22/24	2,000,000.00	100.000	2,000,000.00	2,000,000.00	0.9282	1,856,400.00	510	0.600	
10000	FHLB	Agency	3130APJ89	0.700	10/28/21	10/28/24	10/28/24	2,000,000.00	100.000	2,000,000.00	2,000,000.00	0.9294	1,858,800.00	516	0.700	
10000	FHLB	Agency	3130AQWM1	1.800	02/28/22	02/27/25	02/27/25	2,000,000.00	100.000	2,000,000.00	2,000,000.00	0.9428	1,885,600.00	638	1.800	
10000	FHLB	Agency	3130AUXX6	5.250	03/15/23	02/21/25	02/21/24	2,000,000.00	100.020	2,007,400.00	2,000,000.00	1.0200	2,400,000.00	632	5.236	
10000	FHLB	Agency	3130AV6B3	5.212	03/24/23	03/20/25	09/20/23	2,000,000.00	100.270	2,006,600.00	2,000,000.00	1.2000	2,400,000.00	659	5.212	
10000	FHLB	Agency	3130AVLB6	5.000	04/10/23	10/10/24	10/10/23	2,000,000.00	100.000	2,000,000.00	2,000,000.00	1.0000	2,400,000.00	498	5.000	
997	TexPool	LGIP		5.004				156,700,131.97	100.000	156,700,131.97	156,700,131.97	100.00	156,700,131.97	1	5.004	717,098.30
998	Texas Class	LGIP		5.195				90,292,907.58	100.000	90,292,907.58	90,292,907.58	100.00	90,292,907.58	1	5.195	427,341.29
999	Depository	Cash		2.550				38,440,089.71	100.000	38,440,089.71	38,440,089.71	100.00	38,440,089.71	1	2.550	62,646.56
								311,433,129.26		311,447,129.26	311,433,129.26		311,446,729.26	37	4.474	1,207,086.15

Matured or Called Investments:

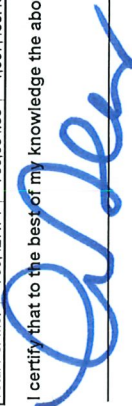
This report is presented in accordance with the Texas Government Code Title 10 Section 2256.023 and complies with the Investment Strategy of Brazoria County's Investment Policy and I certify that to the best of my knowledge the above is true and correct.

Angela Pees
Brazoria County Treasurer

Monthly Interest Earned for Fiscal Year 2023

	Oct	Nov	Dec	1st Qtr	Jan	Feb	Mar	2nd Qtr	April	May	June	3rd Qtr	July	August	Sept	4th Qtr	Ann Earned
BANK	77,331.74	96,326.60	96,326.60	269,984.94	96,326.60	79,017.92	105,041.77	280,386.29	105,041.77	62,646.56		167,688.33				0.00	718,059.56
TEXPOOL	371,101.69	413,727.06	612,771.64	1,397,600.39	602,806.43	637,740.47	733,418.78	1,973,965.66	697,215.03	717,096.30		1,414,313.33				0.00	4,785,879.40
Texas Class	226,794.28	250,930.97	294,087.91	771,813.16	344,254.27	324,639.12	368,572.46	1,037,475.85	371,603.99	427,341.29		798,945.28				0.00	2,606,234.29
Agencies	25,200.00	0.00	4,300.00	29,500.00	0.00	2,000.00	25,000.00	27,000.00	25,200.00	0.00		25,200.00				0.00	81,700.00
Total Per Mo.	700,427.71	760,984.63	1,007,486.15	2,468,898.49	1,043,397.30	1,043,397.51	1,232,033.01	3,318,827.82	1,199,060.79	1,207,086.15	0.00	2,406,145.94	0.00	0.00	0.00	0.00	8,193,673.25

I certify that to the best of my knowledge the above is true and correct.



Angela Dees, CIO
Brazoria County Treasurer

Quarterly Interest Rates Comparison by Quarter

FY2023

	Oct	Nov	Dec	1st Qtr	Jan	Feb	Mar	2nd Qtr	April	May	June	3rd Qtr	July	August	Sept	4th Qtr	Ann Avg
BANK	2.65%	3.17%	3.04%	2.95%	2.76%	2.66%	2.95%	2.79%	2.81%	2.55%		1.79%				0.00%	1.88%
TEXPOOL	2.92%	3.61%	3.80%	3.44%	4.24%	4.50%	4.59%	4.44%	4.80%	5.004%		3.27%				0.00%	2.79%
TEXAS CLASS	3.23%	3.85%	4.32%	3.80%	4.57%	4.75%	4.86%	4.73%	5.04%	5.195%		3.41%				0.00%	2.99%