



**CERTIFIED COPY
BRAZORIA COUNTY COMMISSIONERS COURT**

ORDER NO. 6.L.1

**RE: TREASURER'S MONTHLY REPORT AND
INVESTMENT REPORT FOR JUNE 2023**

Approve the Treasurer's Monthly Report and Monthly Investment Report for June 2023. This order and affidavit must be filed with the County Clerk. It is further requested a certified copy of this order be returned to the County Treasurer. This report will be published on the County website.

RESULT:	PASSED [UNANIMOUS]
MOVER:	Stacy L. Adams, Commissioner
SECONDER:	David R. Linder, Commissioner
AYES:	Judge Sebesta, Commissioner Payne, Commissioner Cade, Commissioner Adams, Commissioner Linder

STATE OF TEXAS §

COUNTY OF BRAZORIA §

I, **Joyce Hudman, Clerk County Court and Ex-Officio Clerk of the Commissioners Court of Brazoria County, Texas**, do hereby certify that the foregoing is a true and correct copy of that certain:

ORDER NO. 6.L.1

**RE: TREASURER'S MONTHLY REPORT AND
INVESTMENT REPORT FOR JUNE 2023**

as passed by the Commissioners Court on the 8th day of AUGUST, A.D., 2023, Regular Session Term of Commissioners Court and as the same appear(s) in the Commissioners Court Records of Brazoria County, Texas.

**GIVEN UNDER MY HAND AND SEAL OF OFFICE, this the 10th DAY OF
AUGUST, A. D., 2023.**

JOYCE HUDMAN, Clerk County Court
and Ex-Officio Member of the Commissioners
Court of Brazoria County, Texas

By: 
T. Reynolds, Deputy



ANGELA DEES, CIO

BRAZORIA COUNTY TREASURER

111 E. Locust, Room 305 Angleton, Texas 77515-4654
979-864-1353 FAX 979-864-1680

Attached is the Monthly Treasurer's Report submitted by Angela Dees, Brazoria County Treasurer for the month of June 2023. This report is submitted in compliance with the Local Government Code Chapter 114, Chapter 2256 and Chapter 2257. This report contains:

Commissioners' Court Affidavit: 114.026 (d)
Monies received and disbursed: 114.026 (a) (1)
Pledged Securities Management Report: 2257.021
Debts due to* and owed by the county: 114.026 (a) (2)
All other proceedings in the Treasurer's office: 114.026 (a) (3)
Brazoria County general ledger fund activity: 114.026 (c)

Brazoria County Investment Portfolio for **June 2023**: 2256.023

Note: debts due to the County are reported to the Court by the collecting offices: 114.044.

"I CERTIFY THAT TO THE BEST OF MY KNOWLEDGE THE ATTACHED REPORTS ARE TRUE AND CORRECT."

A handwritten signature in blue ink, appearing to read "Angela Dees", written over a horizontal line.

Angela Dees, CIO
Brazoria County Treasurer


MINUTES OF COUNTY FINANCES
TREASURER'S MONTHLY REPORT
AFFIDAVIT
COMMISSIONERS' COURT AUGUST 8, 2023

BEFORE ME, the undersigned authority, a Notary Public in and for Brazoria County, Texas, on this day personally appeared the Members of Brazoria County Commissioners' Court and who after being duly sworn upon their oaths do hereby state as follows:


The requirements of Subsection (c) of the Texas Local Government Code §114.026 have been met and that we have reviewed and examined the Monthly Report of: **ANGELA DEES**, Treasurer of Brazoria County, Texas for **June 2023**.

Further, having taken reasonable steps to ensure its accuracy as presented, approve the report and enter this order into the minutes which state total cash and other assets in the custody of the County Treasurer at the time of the examination to be \$311,416,729.26.


The Treasurer's report and this affidavit will be published on the Brazoria County website.




L. M. "Matt" Sebesta, Jr.
County Judge




Donald W. "Dude" Payne
Commissioner Precinct 1



Ryan Cade
Commissioner Precinct 2





Stacy L. Adams
Commissioner Precinct 3



David R. Linder
Commissioner Precinct 4

SUBSCRIBED AND SWORN TO BEFORE ME THIS 8th day of August, 2023.





Notary Public in and for Brazoria County, Texas
My Commission Expires: April 12, 2025

BRAZORIA COUNTY Bank Account Activity and Interest Report for June 2023

Account	Ending Bank Balance 5/31/2023	Deposits and Other Credits Received	Checks and Other Debits Disbursed	Ending Bank Balance 6/30/2023	MONTHLY Interest Earned	Interest Rate 06/01/23
FIRST NATIONAL BANK OF LAKE JACKSON						
Payroll	1,522,779.33	10,491,277.62	(10,515,256.44)	1,498,800.51	4,284.10	2.61
Operating	13,646,881.54	17,540,089.97	(27,514,968.33)	3,672,003.18	21,159.08	2.61
Jury Fund	294,620.00	2,580.00	(3,880.00)	293,320.00	630.08	2.61
County Clerk Trust Fund	3,616,994.20	312,835.46	(455,209.89)	3,474,619.77	7,690.76	2.61
District Clerk Trust Fund	2,243,578.77	97,179.27	(176,957.06)	2,163,800.98	4,729.82	2.61
Sheriff Barber Shop Education Training Program *	84,237.37	374.18	(3,587.02)	81,024.53	177.68	2.61
Comptroller Direct Deposit	1,061,295.44	2,630,537.27	(3,235,143.87)	456,688.84	2,261.65	2.61
Sheriff's Dept Narcotic Unit-Operations	1,677.89	4,000.00	(4,826.00)	851.89	5.05	2.61
Comm. Super & Corrections Dept. Restitution Acct	134,061.79	28,401.80	(57,623.14)	104,840.45	272.49	2.61
District Atty Check Collection Account	20,999.74	0.00	(2,511.56)	18,488.18	43.62	2.61
Employee Benefit Trust Fund *	1,995,694.78	1,938,065.89	(1,763,540.96)	2,170,219.71	4,459.54	2.61
Investment Acct	0.00	4,300.00	(4,300.00)	0.00	0.31	2.61
Credit Card Account	283,971.02	607,823.71	(238,965.62)	652,829.11	991.87	2.61
E-Filing / E-Recording	186,194.95	338,588.65	(67,447.70)	457,335.90	676.68	2.61
Parks Credit Card	27,767.37	58,313.06	(15,300.61)	70,779.82	111.15	2.61
Juvenile Restitution Account	3,751.61	1,753.73	(1,826.61)	3,678.73	9.63	2.61
TouchPay Credit Card	38,988.81	112,290.19	(54,094.60)	97,184.40	130.17	2.61
Brazoria County Receivables	0.00	0.00	0.00	0.00	0.00	2.61
Tax Assessor/Collector Veh Inventory Prop Tax	972,875.86	258,188.68	(170.49)	1,230,894.05	2,371.76	2.61
Tax Assessor/Collector Boat Sales Tax *	48,081.12	154,053.93	(82,361.22)	119,773.83	112.05	2.61
Tax Assessor/Collector Motor Vehicle Acct	3,451,292.21	8,016,960.51	(8,498,013.23)	2,970,239.49	6,447.35	2.61
Tax Assessor/Collector Boat Collections	34,552.29	1,153,818.11	(1,173,922.85)	14,447.55	57.01	2.61
Tax Assessor/Collector Sales Tax Account *	1,224,061.27	5,615,073.32	(5,476,487.57)	1,362,647.02	2,244.91	2.61
Tax Assessor/Collector Tax Account	4,104,669.66	33,257,897.53	(24,639,031.04)	12,723,536.15	11,135.12	2.61
First National Bank of Lake Jackson Totals	34,999,027.01			33,638,004.08	70,001.88	
TOTAL Interest Earning Accounts EOM Balance				33,638,004.08	70,001.88	
Non-int bearing Accts: Sheriff, County and District Clerks Cash Bonds; TCDBG-IKE; Inmate Trusts; TCEQ; Bail Bond Sec; HMG				3,580,167.54		
				37,218,171.62		

This report is presented in accordance with The Texas Government Code Title 4 Sec. 114.026 (a)(1) and I certify that to the best of my knowledge the above is the true and correct cash balance remaining in the Treasurer's custody.



Angela Dees, CIO
Brazoria County Treasurer



ANGELA DEES, CIO

BRAZORIA COUNTY TREASURER

111 E. Locust, Room 305 Angleton, Texas 77515-4654

979-864-1353 FAX 979-864-1680

Attached is a copy of the management report for the securities that were pledged

to Brazoria County by First National Bank of Lake Jackson for the month of:

June 2023.

"I CERTIFY THAT TO THE BEST OF MY KNOWLEDGE THE ATTACHED REPORT IS TRUE AND CORRECT."

A handwritten signature in blue ink, appearing to read "Angela Dees". The signature is written in a cursive style and is positioned above a horizontal line.

Angela Dees, CIO

Brazoria County Treasurer

Reportfolio

First National Bank of Lake Jackson, Lake Jackson, T
 Published: 6/30/2023 8:35:40 AM

Management Report
 Pledged To: BRAZORIA COUNTY

Date: 30-Jun-23
 Page: 19
 Section V-C

Code	Cusip Trans#	Description Maturity	Prerefund	Pool Coupon	Moody StdPoor	Original Face Pledged Percent	Pledged Original Face Value	Par Value	Pledged Book Value	Pledged Market Value	
FHLB	38383DVS4	GNR 2021-193 PC		1.500		\$2,500,000.00 100.00%	\$2,500,000.00	\$2,104,195.10	\$2,114,878.32	\$1,746,634.91	
	6434720211291	6/20/2051									
FEDERAL HOME LOAN BANK AFS											
FHLB	12566PAB1	CIM 2021-INV1 A2		2.500	Aaa	\$2,500,000.00 100.00%	\$2,500,000.00	\$2,108,967.33	\$2,158,346.39	\$1,703,651.23	
	633367202110131	7/1/2051			NA						
FEDERAL HOME LOAN BANK AFS											
FHLB	3136BJT47	FNR 2021-75 PB		1.500		\$2,000,000.00 100.00%	\$2,000,000.00	\$1,780,957.72	\$1,779,566.35	\$1,441,380.20	
	637211202110281	11/25/2051									
FEDERAL HOME LOAN BANK AFS											
							<u>43 CMOs - Fixed Rate</u>				
Total Pledged							142	Io: BRC BRAZORIA COUNTY			
							\$0.00	Munis with Maturity Under 2 Years	\$9,088,161.95	Other securities with Stated Maturity Under 2 Years	
							\$0.00	Munis with Maturity Over 2 Years	\$64,118,881.86	Other securities with Stated Maturity Over 2 Years	
							\$111,504,000.00		\$39,134,415.79	\$39,449,294.13	\$32,755,612.55
							\$367,359,624.00		\$73,207,043.81	\$73,753,291.12	\$64,264,430.13

** If no data is shown, then there are no pledges for the current period.



ANGELA DEES, CIO
BRAZORIA COUNTY TREASURER

Brazoria County Treasurer's Office Proceedings for June 2023

Activity	Count		Amount
Cash Receipts issued	52	\$	195,009.22
Treasurer Brinks Cash/Checks Deposits Processed	48	\$	183,267.08
Treasurer Remote Deposits Processed	11	\$	71,484.48
HealthCare Invoices processed	10	\$	1,682,206.55
Retiree Premium Processed	411	\$	58,543.63
Under 65 Retiree Prepaid 401H Reimbursements processed	154	\$	45,430.00
Over 65 Retiree Prepaid 401H reimbursements processed	257	\$	48,475.00
Wire Transfers executed	80	\$	16,473,728.71
Toll Road Wires Executed	9	\$	479,841.08
EFT files processed	15	\$	11,522,681.58
Account Payables checks printed and distributed (102101)	1385	\$	15,160,246.31
Jury checks printed and distributed	1315	\$	17,980.00
BCCSCD checks printed and distributed	189	\$	67,310.80
HUD checks printed and distributed	86	\$	205,727.00
Payroll checks printed and distributed (102821)	75	\$	100,196.48
Payroll advices printed and distributed (est):	700	-	
Stop payments issued	36	\$	9,125.65
Positive Pay files processed:	18	-	
General ledger Journal Entries posted - BRAZO	93	-	
Toll Road General Ledger Journal Entries Posted	26	-	
Reports to State	3	-	

Submitted for compliance with Local Government Code Sec. 114.026 subsection (a)(3)

I certify to the best of my knowledge the above information is true and correct.

Angela Dees, CIO
Brazoria County Treasurer



Brazoria County General Ledger Fund Balance Activity June 1, 2023 - June 30, 2023

General Ledger Fund balances are of the last day of the month and may not include all journal entries and adjustments for that month.
Bank accounts have been reconciled or, are in the process of being reconciled to general ledger since this report was generated.
Submitted for compliance with Local Government Code Sec. 114.026 subsection (c)

Fund	Cash				Investments			
	Opening GL Balance	GL Debit	GL Credit	GL Ending Balance	Opening GL Balance	GL Debit	GL Credit	GL Ending Balance
10000 - General Fund	\$31,220,721.10	\$77,582,571.11	-\$68,874,493.96	\$39,928,798.25	\$97,725,887.37	\$3,387,633.97	-\$10,000,000.00	\$91,113,521.34
10100 - General Fund - Construction								
10110 - Grand Parkway	-\$4,340.00	\$0.00	\$0.00	-\$4,340.00				
10200 - Juv Prob Fees	\$37,245.27	\$4,999.98	-\$3,402.61	\$38,842.64				
10300 - Unclaimed Juvenile Restitution	\$11,358.00	\$202.52	\$0.00	\$11,560.52				
10350 - Sheriff Special Response Team	\$18,461.87	\$70.51	-\$256.00	\$18,276.38				
10400 - Env Health-Retail Food Permits	-\$47,306.41	\$23,399.84	-\$32,023.22	-\$55,929.79				
10500 - District Clerk Contingency	\$480,080.20	\$1,893.54	-\$6.00	\$481,967.74	\$277,541.63	\$1,152.93	\$0.00	\$278,694.56
10600 - Fire Training Field	\$13,305.20	\$51.17	-\$94.03	\$13,262.34				
10700 - Parks Special Events	\$219,640.44	\$1,307.77	-\$1,019.50	\$219,928.71				
10710 - Parks SFA Special Projects	\$9,364.39	\$738.50	-\$28.80	\$10,074.09				
10850 - CPS-Donations	\$23,967.74	\$92.82	\$0.00	\$24,060.56				
20000 - Road and Bridge Non-Construct	\$13,626,544.48	\$2,986,694.33	-\$4,764,595.52	\$11,848,643.29	\$23,054,499.30	\$98,635.76	\$0.00	\$23,153,135.06
20500 - Road and Bridge Construction	\$11,209.74	\$1,557,047.31	-\$1,561,076.58	\$7,180.47				
30000 - USDA-WIC								
30100 - HHSC Women Infants & Children	-\$311,537.24	\$499,129.07	-\$423,041.99	-\$235,450.16				
30200 - USDA-WIC Peer Counseling								
30300 - USDA-WIC Registered Diet								
30400 - USDA-WIC Lactation Reimb.								
30502 - HHS-PPCPS-CRI	-\$4,315.29	\$9,939.64	-\$10,144.98	-\$4,520.63				
30600 - HHS-RLSS-LPHS	-\$4,325.89	\$8,623.80	-\$8,999.81	-\$4,701.90				
30701 - HHS-CPS/HCID-PHEP								
30702 - HHS-CPS/UNIQUE								
30705 - HHS-PPCPS-HAZARDS	-\$17,422.38	\$35,841.87	-\$35,732.16	-\$17,312.67				
30706 - 2017 Hur Public Hlth Crisis R								
30707 - COVID-19 Health Grant	-\$0.03	\$0.00	\$0.00	-\$0.03				
30708 - COVID19-2 Health Grant	-\$16,886.34	\$31,058.30	-\$15,552.47	-\$1,380.51				
30709 - COVID-19 Vaccination Capacity	-\$1,154.25	\$0.00	\$0.00	-\$1,154.25				
30710 - HHS-INFECTIOUS_DIS_CONTRL_UNIT	-\$9,057.81	\$17,636.20	-\$17,572.16	-\$8,993.77				
30711 - COVID Health Disparities	-\$34,231.12	\$39,051.01	-\$39,050.59	-\$34,230.70				
30712 - COVID-PH Workforce Capacity	-\$8,120.19	\$13,356.65	-\$15,287.67	-\$10,051.21				
30713 - PHIG-Public Hlth Infrastructur								
30800 - HHS-CPS-Title IV-E-FCM	-\$23,107.24	\$10,211.37	-\$12,471.55	-\$25,367.42				
30850 - HHS-CPS-Title IV-E Legal Svcs	-\$471,761.68	\$245,230.55	-\$114,425.50	-\$340,956.63				
31100 - DHS-Repetitive Flood Claims								
31300 - DHS-Buffer Zone Protection	\$4,774.21	\$0.00	\$0.00	\$4,774.21				
31500 - DHS-St Homeland Sec-UASI	-\$210.00	\$420.00	-\$40,170.00	-\$39,960.00				
31501 - DHS-St-UASI-M&A	-\$744.94	\$514.71	-\$708.01	-\$938.24				
31502 - DHS-St-UASI SWAT	-\$3,940.66	\$0.00	\$0.00	-\$3,940.66				
31503 - DHS-St-UASI Portable Radios	-\$2,047.00	\$4,094.00	-\$2,047.00	\$0.00				
31600 - DHS-St Homeland Security	\$500.00	\$0.00	\$0.00	\$500.00				
32000 - HUD-FY20-Section 8 CARES	\$4,217.05	\$16.33	\$0.00	\$4,233.38				
32006 - HUD-FY06-Section 8 Housing-ADM								
32008 - HUD-FY08-Section 8 Housing-ADM								
32009 - HUD-FY09-Section 8 Housing-ADM								
32010 - HUD-FY10-Section 8 Housing-ADM								
32011 - HUD-FY11-Section 8 Housing-ADM								
32012 - HUD-FY12-Section 8 Housing-ADM								
32013 - Section8-Adm	-\$0.00	\$0.00	\$0.00	-\$0.00				
32019 - HUD-2019-Section 8 Housing-ADM								
32020 - HUD-2020-Section 8 Housing-ADM								
32021 - HUD-2021-Section 8 Housing-ADM								
32022 - HUD-AllYrsSection8 Housing-ADM	\$1,123,283.99	\$183,837.93	-\$182,497.41	\$1,124,624.51				
32051 - HUD-FY21-Section 8-EHV-ADM								
32052 - HUD-FY22-Section 8-EHV-ADM	\$109,355.46	\$21,786.36	-\$12,566.34	\$118,575.48				
32119 - HUD-2019-Section 8 Housing-HAP	\$20,411.09	\$79.05	\$0.00	\$20,490.14				
32120 - HUD-2020-Section 8 Housing-HAP	-\$6,961.20	\$0.00	\$0.00	-\$6,961.20				
32121 - HUD-2021-Section 8 Housing-HAP	\$16,919.94	\$65.53	\$0.00	\$16,985.47				
32122 - HUD-2022-Section 8 Housing-HAP	-\$29,411.15	\$3,800.00	\$0.00	-\$25,611.15				
32123 - HUD-2023-Section 8 Housing-HAP	-\$23,494.20	\$724,241.00	-\$741,571.00	-\$40,824.20				
32151 - HUD-FY21-Section 8-EHV-HAP	\$62,592.90	\$242.41	\$0.00	\$62,835.31				
32152 - HUD-FY22-Section 8-EHV-HAP	-\$16,775.22	\$0.00	\$0.00	-\$16,775.22				
32153 - HUD-FY23-Section 8-EHV-HAP	-\$34,890.28	\$104,672.00	-\$90,840.00	-\$21,058.28				
32211 - HUD-CDBG-2011								
32212 - HUD-CDBG-PY2012								
32213 - CDBG	-\$27,925.76	\$124,530.03	-\$122,482.05	-\$25,877.78				
32214 - HOME	\$69,445.62	\$15,623.70	-\$15,892.70	\$69,176.62				
32215 - ESG	\$56.43	\$2,709.74	-\$53,926.93	-\$51,160.76				
32600 - HUD-Texas CDBG	-\$149,989.97	\$54.12	-\$7,752.35	-\$157,688.20				
32610 - HUD-2016 Flood GLO	-\$54,787.56	\$69,487.31	-\$78,962.75	-\$64,263.00				
32620 - HUD-Harvey GLO	-\$3,972.24	\$4,023.05	-\$8,273.04	-\$8,222.23				
33200 - USDOJ-Crime Vict Assist-VOCA	-\$37,796.20	\$71,663.10	-\$67,719.69	-\$33,852.78				

Fund	Cash				Investments			
	Opening GL Balance	GL Debit	GL Credit	GL Ending Balance	Opening GL Balance	GL Debit	GL Credit	GL Ending Balance
33250 - USDOJ-CSCD-Victim Svcs Prg								
33251 - USDOJ-CSCD-VSP	-\$938.89	\$0.00	-\$938.89	-\$1,877.78				
33300 - USDOJ-Drug Court Program	-\$14,636.47	\$22,023.10	-\$22,912.42	-\$15,525.79				
33301 - OOG - Mental Health Court	-\$42,130.07	\$290.00	-\$13,060.31	-\$54,900.38				
33310 - USDOJ-DWI Court Program	-\$25,066.32	\$14,003.70	-\$15,026.30	-\$26,088.92				
33320 - USDOJ-Veterans Court Program	-\$1,626.02	\$1,020.00	-\$12,675.63	-\$13,281.65				
33330 - USDOJ-Domestic Violence Court	-\$31,166.77	\$25,073.98	-\$24,325.98	-\$30,418.77				
33410 - USDOJ-CESF Grant								
33415 - OJP-Edward Byrne Mem JAG Grant	\$0.00	\$0.00	-\$8,000.00	-\$8,000.00				
33420 - USDOJ-COVID-19 Mitigation								
33500 - USDOJ-DEA-Narcotics OT Exp	-\$2,362.19	\$8,641.84	-\$4,320.92	\$1,958.73				
33510 - USDOJ-Organized Crime Drug Enf	-\$2,374.24	\$0.00	\$0.00	-\$2,374.24				
33520 - Jim Wells County S.O - S.O. OT	-\$772.14	\$0.00	-\$825.00	-\$1,597.14				
33530 - JLEO - Join Law Enforcement Op	-\$2,082.36	\$4,164.72	-\$2,082.36	\$0.00				
33900 - USDOJ-SCAAP	\$152,108.43	\$589.10	\$0.00	\$152,697.53				
33901 - USDOJ-Bulletproof Vests								
34105 - TPW-HRCP-COL BOTTOMLAND PROJ	-\$66,739.60	\$171,011.80	-\$85,517.95	\$18,754.25				
34106 - TPW-Resoft Park Trail Dvlpmt	\$0.01	\$0.00	\$0.00	\$0.01				
34107 - TPW-Follets Island-Parking Lot								
34108 - TPW-FM 2918 Boat Ramp Reno	-\$17,153.41	\$0.00	-\$8,468.88	-\$25,622.29				
34200 - DOI-Parks Boating Access								
34250 - DOI-Swan Lake Boat Ramp								
34400 - USDOT-CR 257 Repairs								
34600 - FEMA- Flood Disaster 2015								
34610 - FEMA - Flood Disaster 2016	\$40,339.70	\$0.00	\$0.00	\$40,339.70				
34615 - FEMA-Harvey 2017	\$780,602.51	\$0.00	\$0.00	\$780,602.51				
34616 - FEMA-Hazard Mitigation Grant P	-\$1,250,875.84	\$1,259,138.67	-\$825,117.81	-\$816,854.98				
34619 - Fema - Flood Disaster 2019								
34620 - CARES-Coronavirus Relief Fund								
34621 - FEMA-Laura 2020	\$125.42	\$0.00	\$0.00	\$125.42				
34622 - FEMA-Beta 2020								
34623 - FEMA-DR4485TX COVID19 Pandemic	-\$64,095.18	\$0.00	-\$657.63	-\$64,752.81				
34624 - FEMA Winter Storm-inc pd 2.11	-\$36,444.88	\$0.00	\$0.00	-\$36,444.88				
34625 - FEMA-Nicholas 2021	-\$8,943.90	\$0.00	\$0.00	-\$8,943.90				
34700 - IMLS-Library Mobile Proj Rnd 2								
34710 - FCC-E-Rate Library Program								
34715 - FCC-E-Rate Library Program	-\$244,665.98	\$174,537.82	-\$101,632.31	-\$171,760.47				
34716 - FCC-Library ECF Funding	\$8,787.95	\$0.00	\$0.00	\$8,787.95				
34717 - FCC-Library ECF Funding	-\$90,931.50	\$0.00	\$0.00	-\$90,931.50				
34820 - USDC-SLP Dune Walkover								
34850 - USTREAS-Restore Act Projects	-\$72,940.00	\$0.00	\$0.00	-\$72,940.00				
34851 - Emergency Rental Assistance	-\$36,423.34	\$0.00	\$0.00	-\$36,423.34				
34852 - Emergency Rental Assistance 2	-\$911,076.17	\$0.00	\$0.00	-\$911,076.17	\$1,038,192.44	\$4,312.86	\$0.00	\$1,042,505.30
34855 - American Rescue Plan-2021CLFRF	-\$3,554,614.12	\$0.00	-\$856,792.49	-\$4,411,406.61	\$68,652,467.06	\$285,769.34	\$0.00	\$68,938,236.40
34856 - ARP-Emerg Food & Shelter Prg								
34857 - LATCF-Tribal Consistency Fund	\$11,171.96	\$1,708.00	-\$5,951.31	\$6,928.65				
34860 - DOI-Parks - CIAP Grant								
34880 - TXDOT-SH288 Truck Weigh Stn								
34881 - TXDOT-CR58 PH II (CSJ304)	\$2,856.38	\$0.00	\$0.00	\$2,856.38				
34882 - TXDOT-CR59 (CSJ 305)	-\$7,537,536.37	\$0.00	-\$1,330,019.19	-\$8,867,555.56				
34883 - TXDOT-CR101 Widening (CSJ303)	-\$1,560,014.00	\$0.00	\$0.00	-\$1,560,014.00				
34901 - USDOT-22CVANGLE-RescuePlan								
34902 - USDOT-21CRANGLE-Covid19Relief								
34912 - USDOT-1212ANGLE-Wildlife								
34913 - TXDOT 1312ANGLE-APRON								
34922 - TXDOT - 2212ANGLE	-\$5,500.00	\$0.00	\$0.00	-\$5,500.00				
34925 - TXDOT - CARES 20CRANGLE								
35000 - TJJJ-State Aid	\$144,739.87	\$57,824.69	-\$147,358.63	\$55,205.93				
35650 - TJPC-JJAEF-Boot Camp-8/31	-\$328,599.99	\$57,363.19	-\$121,280.01	-\$392,516.81				
35660 - TJPD-JJAEF Discretionary	\$12.21	\$0.05	\$0.00	\$12.26				
35800 - TJPC-JJAEF-Boot Camp-7/31								
35900 - TJJJ-Mental Health Services								
35950 - TJJJ-RDA-RegDiversionAlt-"R"	-\$14,607.00	\$0.00	-\$9,900.30	-\$24,507.30				
36076 - TPW-Resoft-Shoreline Improveme	-\$5,248.75	\$5,212.91	-\$450.00	-\$485.84				
36120 - SOS-Voting machines reimb								
36130 - Body Worn Cameras								
36150 - H-GAC-Tire Collection Grant								
36410 - Texas Veterans Treatment Crt								
36601 - GLO-HRCP-COL BOTTOMLANDS EDUC								
36602 - GLO-CEPRA-SLP	\$15,036.50	\$0.00	\$0.00	\$15,036.50				
36603 - GLO-Follett Dune Restoration	\$1,539,621.93	\$5,962.74	\$0.00	\$1,545,584.67				
36605 - GLO-Beach User Fees	-\$273,091.77	\$54,293.74	-\$106,162.32	-\$324,960.35				
36801 - TXDOT-CR 48 PROJECT								
36802 - TXDOT-CTIF(City Trans Infr Fnd)	-\$303,244.78	\$0.00	-\$1,045.74	-\$304,290.52				
37000 - OAG-VAG Grant	-\$7,379.37	\$8,000.72	-\$11,693.72	-\$11,072.37				
37100 - OAG-TEXAS VINE CONTR	\$0.00	\$0.00	-\$7,350.79	-\$7,350.79				
37200 - DFPS-CPS-Title IV-B-Concr Svc								
37300 - TDHCA-Amy Young Barrier Remova								
37400 - TDH-Immunization	-\$15,293.60	\$31,907.46	-\$32,719.81	-\$16,105.95				
37710 - OAG-Opioid Settlement	\$273,305.14	\$0.00	\$0.00	\$273,305.14				
37800 - OAG-Regional Juv Mental Hlth S	-\$1,400.00	\$0.00	-\$800.00	-\$2,200.00				
37913 - TXDOT-M312ANGLE-FY13RAMP								
37914 - TXDOT-M212ANGLE-FY14RAMP								
37916 - TXDOT-M1612ANGL-FY16RAMP								
37917 - TXDOT-FY17RAMP								

Fund	Cash				Investments			
	Opening GL Balance	GL Debit	GL Credit	GL Ending Balance	Opening GL Balance	GL Debit	GL Credit	GL Ending Balance
37921 - TXDOT-FY21RAMP								
37922 - TXDOT-FY22RAMP								
37923 - TXDOT-FY23RAMP								
37950 - TXDOT-Airport Layout-19MPANGLE								
38000 - Fire Code Inspection & Permit								
38010 - Economic Development Tax Abate								
38020 - BC Industrial Development Corp								
38100 - Vital Statistics Fee								
38110 - CC Records Mgmt-Recording								
38120 - CC Records Archive								
38130 - CC Records Mgmt-Criminal								
38200 - CC Records Mgmt-Civ,Crim,Prob								
38210 - County Graffiti Eradication								
38220 - CC-DC Technology								
38230 - CC Records Preservation								
38240 - CC-DC Specialty Court								
38250 - CCSB41 Consolidated Rec Mgmt								
38251 - CCSB41 Clerk of Court Account								
38300 - Child Abuse Prevention Fund								
38310 - Family Protection Fund								
38320 - DC Records Management								
38330 - DC Records Archive								
38340 - DC Records Preservation								
38350 - DC Records Technology								
38360 - DCSB41 Consolidated Rec Mgmt								
38361 - DCSB41 Clerk of Court Account								
38400 - JP Building Security								
38410 - JP Technology Fund								
38420 - JPSB41 Support Fund								
38500 - Courthouse Security								
38501 - Courthouse Attny Access Card								
38510 - SB41 Court Facility Fee Fund								
38511 - SB41 County Jury Fund								
38512 - SB41 Language Access Fund								
38513 - SB41 Guardianship Fund								
38514 - SB41 Court Report Service Fund								
38515 - SB41 Appellate Judicial System								
38516 - SB41 Judicial Edu and Support								
38600 - LEOSE								
38710 - D A Hot Check Collection								
38720 - D A Supplemental								
38730 - D A Forfeiture, CCP Chapter 59								
38750 - Pretrial Diversion								
38810 - Voter Registration								
38820 - Special Inv,Dealer Escrow-Tax								
38830 - Scofflaw Fees, TTC Sect 502.01								
38910 - Election Services Contract								
38920 - Elections - HAVA Equip. Rental								
38930 - Elections-CARES HAVA								
39020 - Constable Pct 2 Forfeiture								
39040 - Constable Pct 4 Forfeiture								
39100 - Sheriff Contraband Forfeiture								
39110 - Braz Cnty Narcotics Task Force								
39120 - Sheriff Commissary Fund								
39130 - Sheriff-Federal Forfeiture								
39200 - Juvenile Case Manager Fund								
39210 - Bond & Occupational LSF								
39300 - Reliant Energy CARE Program								
39310 - UnitedWay-Emergency Assistance								
39390 - SETH-SE TX Housing Fln. Corp.								
39410 - Library-Special Projects								
39420 - Tocker Foundation Grant								
39500 - SEP-Wastewater-EnvHlth-TCEQ								
39615 - TPW Foundation-Grt TX Birding								
39620 - Shoreline Rest. Task Force								
39630 - 2006 GoM Energy Security Act								
39700 - Lateral Road Fund								
39710 - Road & Bridge, Ch 152, Tx Code								
39720 - Special Projects								
39764 - Riverside Est Spcl Assmt								
39765 - Briar Meadows AmyLn Ross Rd SA								
39766 - Twin Lakes Assmt								
39768 - Old Coffee Plantation Sp Asses								
39769 - Lindell-Hudspeth Dr Spec Asses								
39770 - Lindell-Frio Dr Spec Asses								
39771 - Lindell-Donley Dr Spec Asses								
39772 - Pinetree Trail Rd Spec Asses								
39773 - Lakeside Drive Rd Spec Asses								
39774 - Forest Loop Special Assessment								
39775 - River Road (CR31a) Spec Asses								
39776 - Mustang Spur Spec Asses								
39777 - Jasper Special Assessment								
39800 - Law Library								
39900 - Mosquito Control District								
40000 - 2012 Gen Oblig Rfd (2003 CO)								

Fund	Cash				Investments			
	Opening GL Balance	GL Debit	GL Credit	GL Ending Balance	Opening GL Balance	GL Debit	GL Credit	GL Ending Balance
41000 - 2016 Limited Tax Rfd (2006 CO)	\$601,585.05	\$45,279.16	-\$0.78	\$646,863.43	\$505,368.89	\$2,099.41	\$0.00	\$507,468.30
42000 - 2021 Gen Oblig Rfd (2012 CO)	\$297,379.10	\$78,932.74	-\$3.63	\$376,308.21				
42100 - 2018 Cert of Oblig-I,S	\$547,959.01	\$27,931.10	-\$0.58	\$575,889.53				
42200 - 2021 CO-Courthouse Campus I,S	\$4,497,119.22	\$117,358.84	\$0.00	\$4,614,478.06				
44000 - Toll Road-SH288-I&S	\$213,318.01	\$464,886.78	-\$232,497.01	\$445,707.78				
45000 - Road Bonds-Mobility-I,S	\$2,441,512.59	\$143,638.05	-\$4.34	\$2,585,146.30	\$908,423.46	\$3,773.79	\$0.00	\$912,197.25
51000 - 2006 Certificate of Obligation								
52000 - 2012 Cert of Oblig,C,M								
52100 - 2018 Cert of Oblig,C,M	-\$353,036.81	\$0.00	-\$38,744.16	-\$391,780.97	\$2,703,003.71	\$11,228.83	\$0.00	\$2,714,232.54
52200 - 2021 CO-Courthouse Campus C,M	-\$28,679,678.38	\$0.00	-\$7,452,633.04	-\$36,132,311.42	\$66,979,243.76	\$283,018.99	\$0.00	\$67,262,262.75
52201 - 2022 EOC State Allocation	-\$684,802.17	\$0.00	-\$131,858.20	-\$816,660.37	\$1,051,251.54	\$4,367.11	\$0.00	\$1,055,618.65
54000 - Toll Road-SH288-C & M	\$884,397.49	\$2,187.63	\$0.00	\$886,585.12	\$1,970,391.48	\$8,286.41	\$0.00	\$1,978,677.89
55000 - Mobility Plan								
57200 - Ring of Honor	\$57,013.08	\$220.80	\$0.00	\$57,233.88				
60500 - Airport Operating	-\$2,248,585.68	\$464,776.92	-\$472,767.22	-\$2,256,575.98				
61000 - BCTRA O&M SH288	\$5,447,180.68	\$1,245,848.10	-\$322,072.63	\$6,370,956.15	\$17,398,285.71	\$74,336.09	\$0.00	\$17,472,621.80
64000 - BCTRA FM518 PEDC-SH288	\$302,341.51	\$101.33	\$0.00	\$302,442.84				
64100 - BCTRA Contributions-SH288								
64200 - BCTRA FM518 TXDOT-SH288								
64510 - BCTRA Preliminary-288 Extn	-\$1,125,195.63	\$0.00	-\$12,878.30	-\$1,138,073.93				
71000 - Health Care Benefits	\$1,991,361.44	\$1,887,161.93	-\$1,715,103.13	\$2,163,420.24	\$7,258,243.10	\$30,152.26	\$0.00	\$7,288,395.36
72000 - Employee Health Clinic	-\$188.91	\$50,840.00	-\$65,977.47	-\$15,326.38				
73000 - Insurance Reserve	-\$75,264.31	\$48,826.69	-\$48,647.97	-\$75,085.59	\$930,629.52	\$3,865.99	\$0.00	\$934,495.51
81000 - B Cnty Groundwatr Conserv Dist	\$2,075,532.40	\$92,930.76	-\$64,454.53	\$2,104,008.63				
81100 - Braz Cnty Toll Road Authority								
81500 - CSCD DP6 - SUD Program	-\$123,134.29	\$104,272.54	-\$95,366.30	-\$114,228.05				
81600 - CSCD-TAIP Treatment Alter.	\$30,506.54	\$48,094.00	-\$31,747.00	\$46,853.54				
81700 - CSCD DP17 - MHealth Caseloads	\$16,680.41	\$65,320.41	-\$48,565.20	\$33,435.62				
81800 - CSCD Basic Supervision Prog	\$1,010,593.89	\$1,026,954.06	-\$931,251.31	\$1,106,296.64				
81850 - CSCD-Evidence Based Assesment								
81900 - CSCD CC4 - High Risk Program	\$186,613.72	\$209,322.11	-\$124,725.02	\$271,210.81				
82000 - CSCD-Comm Corr-Life								
82100 - CSCD CCS- Sex Offender Program	\$32,150.93	\$83,834.83	-\$56,795.57	\$59,190.19				
82200 - CSCD-Comm Corr-Substance Abuse								
82300 - CSCD DP4 - High Risk Program	\$61,354.41	\$65,573.94	-\$40,470.67	\$86,457.68				
82400 - CSCD-New Caseload Reduction-DP								
82500 - CSCD DP30 - SUD Trt Pgm	-\$24,318.84	\$185,184.22	-\$132,378.78	\$28,486.60				
82600 - CSCD-Mental Health Treatment	\$38,463.26	\$17,514.00	-\$8,757.00	\$47,220.26				
88000 - Trust & Agency								
88200 - Brazos Mall								
88300 - SH288 @ CR 56 Overpass								
89000 - Historical Commission	\$1,518.14	\$5.88	\$0.00	\$1,524.02	\$14,941.43	\$62.03	\$0.00	\$15,003.46

**BRAZORIA COUNTY
PORTFOLIO REPORT
June 2023**

Current Date: **6/30/2023**

Fund	Description	Type	CUSIP	Coupon	Settle Date	Maturity Date	Next Call Date	Par Value	Purch Price	Purch Cost	Book Value	Mkt Price	Mkt Value	Days to Mat	YTM	Interest Earned
10000	FFCB	Agency	3133EMDM1	0.270	10/20/20	10/20/23	10/20/23	2,000,000.00	100.000	2,000,000.00	2,000,000.00	0.9608	1,921,600.00	112	0.270	
10000	FFCB	Agency	3133EMQM7	0.200	02/16/21	02/16/24	02/16/24	2,000,000.00	100.000	2,000,000.00	2,000,000.00	0.9470	1,894,000.00	231	0.200	
10000	FHLB	Agency	3130ALKM5	0.350	03/15/21	03/15/24	03/15/24	2,000,000.00	100.000	2,000,000.00	2,000,000.00	0.9456	1,891,200.00	259	0.350	
10000	FHLB	Agency	3130ALLM4	0.350	03/29/21	03/28/24	03/28/24	2,000,000.00	100.000	2,000,000.00	2,000,000.00	0.9443	1,888,600.00	272	0.350	
10000	FHLB	Agency	3130ALRH9	0.400	04/12/21	04/12/24	04/12/24	2,000,000.00	100.000	2,000,000.00	2,000,000.00	0.9436	1,887,200.00	287	0.400	
10000	FHLB	Agency	3130AMND0	0.430	06/17/21	06/17/24	06/17/24	2,000,000.00	100.000	2,000,000.00	2,000,000.00	0.9373	1,874,600.00	353	0.430	4,300.00
10000	FHLB	Agency	3130APAW5	0.550	10/08/21	10/08/24	10/08/24	2,000,000.00	100.000	2,000,000.00	2,000,000.00	0.9278	1,855,600.00	466	0.550	
10000	FHLB	Agency	3130APB20	0.600	10/22/21	10/22/24	10/22/24	2,000,000.00	100.000	2,000,000.00	2,000,000.00	0.9282	1,856,400.00	480	0.600	
10000	FHLB	Agency	3130APJ89	0.700	10/28/21	10/28/24	10/28/24	2,000,000.00	100.000	2,000,000.00	2,000,000.00	0.9294	1,858,800.00	486	0.700	
10000	FHLB	Agency	3130AQWM1	1.800	02/28/22	02/27/25	02/27/25	2,000,000.00	100.000	2,000,000.00	2,000,000.00	0.9428	1,885,600.00	608	1.800	
10000	FHLB	Agency	3130AUYX6	5.250	03/15/23	02/21/25	02/21/24	2,000,000.00	100.020	2,007,400.00	2,000,000.00	1.0200	2,400,000.00	602	5.236	
10000	FHLB	Agency	3130AVB3	5.212	03/24/23	03/20/25	09/20/23	2,000,000.00	100.270	2,006,600.00	2,000,000.00	1.2000	2,400,000.00	629	5.212	
10000	FHLB	Agency	3130AVLB6	5.000	04/10/23	10/10/24	10/10/23	2,000,000.00	100.000	2,000,000.00	2,000,000.00	1.0000	2,400,000.00	468	5.000	
997	TexPool	LGIP		5.004				156,700,131.97	100.000	156,700,131.97	156,700,131.97	100.00	166,700,131.97	1	5.004	717,098.30
998	Texas Class	LGIP		5.195				90,262,907.58	100.000	90,262,907.58	90,262,907.58	100.00	90,262,907.58	1	5.195	397,341.29
999	Depository	Cash		2.550				38,440,089.71	100.000	38,440,089.71	38,440,089.71	100.00	38,440,089.71	1	2.550	62,646.56
								311,417,129.26		311,417,129.26	311,403,129.26		311,416,729.26	35	4.474	1,181,386.15

Matured or Called Investments:

This report is presented in accordance with the Texas Government Code Title 10 Section 2256.023 and complies with the Investment Strategy of Brazoria County's Investment Policy and I certify that to the best of my knowledge the above is true and correct.

Angela Dees

Brazoria County Treasurer

Monthly Interest Earned for Fiscal Year 2023

	Oct	Nov	Dec	1st Qtr	Jan	Feb	Mar	2nd Qtr	April	May	June	3rd Qtr	July	August	Sept	4th Qtr	Ann Earned
BANK	77,331.74	96,326.60	96,326.60	269,984.94	96,326.60	79,017.92	105,041.77	280,386.29	105,041.77	62,646.56	70,001.88	237,690.21				0.00	788,061.44
TEXPOOL	371,101.69	413,727.06	612,771.64	1,397,600.39	602,806.43	637,740.47	733,418.78	1,973,965.68	697,215.03	717,098.30	646,407.78	2,060,721.11				0.00	5,432,287.18
Texas Class	226,794.28	250,930.97	294,087.91	771,813.16	344,264.27	324,639.12	369,572.46	1,037,475.85	371,603.99	427,341.29	391,567.94	1,190,513.22				0.00	2,999,802.23
Agencies	25,200.00	0.00	4,300.00	29,500.00	0.00	2,000.00	25,000.00	27,000.00	25,200.00	0.00	4,300.00	29,500.00				0.00	86,000.00
Total Per Mo.	700,427.71	760,984.63	1,007,486.15	2,468,898.49	1,043,397.30	1,043,397.51	1,232,033.01	3,318,827.82	1,199,060.79	1,207,086.15	1,112,277.60	3,518,424.54	0.00	0.00	0.00	0.00	9,306,150.85

I certify that to the best of my knowledge the above is true and correct.



Angela Dees, CIO
Brazoria County Treasurer

	Oct	Nov	Dec	1st Qtr	Jan	Feb	Mar	2nd Qtr	April	May	June	3rd Qtr	July	August	Sept	4th Qtr	Ann Avg
BANK	2.65%	3.17%	3.04%	2.95%	2.76%	2.66%	2.95%	2.79%	2.81%	2.55%	2.61%	2.66%				0.00%	2.10%
TEXPOOL	2.92%	3.61%	3.80%	3.44%	4.24%	4.50%	4.59%	4.44%	4.80%	5.004%	5.05%	4.95%				0.00%	3.21%
TEXAS CLASS	3.23%	3.85%	4.32%	3.80%	4.57%	4.75%	4.86%	4.73%	5.04%	5.195%	5.27%	5.17%				0.00%	3.42%