



ANGELA DEES, CIO

BRAZORIA COUNTY TREASURER

111 E. Locust, Room 305 Angleton, Texas 77515-4654
979-864-1353 FAX 979-864-1680

Attached is the Monthly Treasurer's Report submitted by Angela Dees, Brazoria County Treasurer for the month of **September 2023**.

This report is submitted in compliance with the Local Government Code Chapter 114, Chapter 2256 and Chapter 2257. This report contains:

Commissioners' Court Affidavit: 114.026 (d)
Monies received and disbursed: 114.026 (a) (1)
Pledged Securities Management Report: 2257.021
All other proceedings in the Treasurer's office: 114.026 (a) (3)
Brazoria County general ledger fund activity: 114.026 (c)

Brazoria County Investment Portfolio for **September 2023**: 2256.023

"I CERTIFY THAT TO THE BEST OF MY KNOWLEDGE THE ATTACHED REPORTS ARE TRUE AND CORRECT."

A handwritten signature in blue ink, appearing to read "Angela Dees", written over a horizontal line.

Angela Dees, CIO
Brazoria County Treasurer


MINUTES OF COUNTY FINANCES
TREASURER'S MONTHLY REPORT AFFIDAVIT
COMMISSIONERS' COURT **December 12, 2023**

BEFORE ME, the undersigned authority, a Notary Public in and for Brazoria County, Texas, on this day personally appeared the Members of Brazoria County Commissioners' Court and who after being duly sworn upon their oaths do hereby state as follows:


The requirements of Subsection (c) of the Texas Local Government Code §114.026 have been met and that we have reviewed and examined the Monthly Report of: ANGELA DEES, Treasurer of Brazoria County, Texas for **August 2023** and **September 2023**.

Further, having taken reasonable steps to ensure its accuracy as presented, approve the report and enter this order into the minutes which state total cash and other assets in the custody of the County Treasurer at the time of the examination for to be August: **\$263,895,738.29** and for September: **\$249,724,909.38**.


The Treasurer's report and this affidavit will be published on the Brazoria County website.




L. M. "Matt" Sebesta, Jr.
County Judge




Donald W. "Dude" Payne
Commissioner Precinct 1



Ryan Cade
Commissioner Precinct 2





Stacy L. Adams
Commissioner Precinct 3



David R. Linder
Commissioner Precinct 4

SUBSCRIBED AND SWORN TO BEFORE ME THIS **12th** day of **December, 2023**.





Notary Public in and for Brazoria County, Texas
My Commission Expires: 4/12/25

BRAZORIA COUNTY Bank Account Activity and Interest Report for September 2023

Account	Ending Bank Balance 8/31/2023	Deposits and Other Credits Received	Checks and Other Debits Disbursed	Ending Bank Balance 9/30/2023	MONTHLY Interest Earned	Interest Rate 09/01/23
FIRST NATIONAL BANK OF LAKE JACKSON						
Payroll	2,289,820.74	10,630,680.76	(11,357,385.01)	1,563,116.49	6,370.42	3.31
Operating	14,017,408.83	17,630,829.54	(22,830,499.77)	8,817,738.60	38,090.02	3.31
Jury Fund	292,390.00	130.00	(210.00)	292,310.00	896.25	3.31
County Clerk Trust Fund	2,944,784.72	1,014,704.65	(931,193.33)	3,028,296.04	4,592.59	3.31
District Clerk Trust Fund	5,048,375.70	207,076.90	(107,664.10)	5,147,788.50	13,951.76	3.31
Sheriff Barber Shop Education Training Program *	80,471.58	467.15	(157.86)	80,780.87	219.03	3.31
Comptroller Direct Deposit	2,552,995.58	2,902,423.06	(5,152,121.04)	303,297.60	4,592.59	3.31
Sheriff's Dept Narcotic Unit-Operations	6,446.02	4,000.00	(6,670.00)	3,776.02	10.98	3.31
Comm. Super. & Corrections Dept. Restitution Acct	127,006.56	23,969.86	(38,612.10)	112,364.32	309.02	3.31
District Atty Check Collection Account	19,846.94	1,562.51	(1,358.76)	20,050.69	54.94	3.31
Employee Benefit Trust Fund *	1,838,916.46	1,792,485.75	(1,950,227.16)	1,681,175.05	4,147.45	3.31
Investment Acct	0.00	2,061,000.00	(2,057,500.00)	3,500.00	1,199.16	3.31
Credit Card Account	310,144.82	522,277.64	(412,875.57)	419,546.89	1,199.16	3.31
E-Filing / E-Recording	228,529.95	332,202.00	(233,075.50)	327,656.45	888.30	3.31
Parks Credit Card	6,346.37	41,744.19	(21,786.67)	26,303.89	56.55	3.31
Juvenile Restitution Account	2,391.58	867.73	(737.75)	2,521.56	7.09	3.31
TouchPay Credit Card	16,489.57	65,327.68	(39,448.93)	42,368.32	102.12	3.31
Brazoria County Receivables	0.00	0.00	0.00	0.00	0.00	3.31
Tax Assessor/Collector Veh Inventory Prop Tax	1,765,826.55	256,383.17	(143.95)	2,022,065.77	5,825.15	3.31
Tax Assessor/Collector Boat Sales Tax *	79,322.64	109,954.16	(125,004.99)	64,271.81	159.95	3.31
Tax Assessor/Collector Motor Vehicle Acct	3,592,358.49	7,820,906.31	(8,013,680.14)	3,399,584.66	9,139.91	3.31
Tax Assessor/Collector Boat Collections	47,016.86	118,075.72	(131,248.81)	33,843.77	93.16	3.31
Tax Assessor/Collector Sales Tax Account *	457,591.17	5,770,384.56	(5,885,029.04)	342,946.69	2,070.42	3.31
Tax Assessor/Collector Tax Account	2,178,732.06	1,902,358.41	(2,436,426.18)	1,644,664.29	5,903.24	3.31
First National Bank of Lake Jackson Totals	37,903,213.46			29,379,968.27	99,879.26	
TOTAL Interest Earning Accounts EOM Balance				29,379,968.27	99,879.26	
Non-Int bearing Accts: Sheriff, County and District Clerks Cash Bonds; TCDBG-IKE; Inmate Trusts; TCEQ; Bail Bond Sec; HMGP				3,886,347.37		
				33,266,315.64		

This report is presented in accordance with The Texas Government Code Title 4 Sec. 114.026 (a)(1) and I certify that to the best of my knowledge the above is the true and correct cash balance remaining in the Treasurer's custody.



Angela Dees, CIO
Brazoria County Treasurer



ANGELA DEES, CIO

BRAZORIA COUNTY TREASURER

111 E. Locust, Room 305 Angleton, Texas 77515-4654
979-864-1353 FAX 979-864-1680

Attached is a copy of the management report for the securities that were pledged to Brazoria County by First National Bank of Lake Jackson for the month of: **September 2023.**

"I CERTIFY THAT TO THE BEST OF MY KNOWLEDGE THE ATTACHED REPORT IS TRUE AND CORRECT."

A handwritten signature in blue ink, appearing to read "A. Dees". The signature is written in a cursive style and is positioned above a horizontal line.

Angela Dees, CIO
Brazoria County Treasurer

Reportfolio

First National Bank of Lake Jackson, Lake Jackson, T
 Published: 8/28/2023 11:35:11 AM

Management Report
 Pledged To: BRAZORIA COUNTY

Date: 31-Aug-23
 Page: 18
 Section V-C

Safekeeping

Code	Cusip	Description	Pool	Moody	Original Face	Pledged	Pledged	Pledged	Pledged
Location	Trans#	Maturity	Coupon	StdPoor	Pledged Percent	Original Face Value	Par Value	Book Value	Market Value
FHLB	3136BLL4	FNR 2020-56 PE			\$3,000,000.00	\$3,000,000.00	\$1,127,229.45	\$1,157,067.44	\$867,195.76
	565826202007300	8/25/2050	2.000		100.00%				
FEDERAL HOME LOAN BANK AFS									
FHLB	3136BCEP1	FNR 2020-73 KQ			\$2,500,000.00	\$2,500,000.00	\$1,719,549.13	\$1,780,013.80	\$1,312,985.12
	573944202009280	10/25/2050	1.750		100.00%				
FEDERAL HOME LOAN BANK AFS									
FHLB	3136BDJR0	FNR 2020-96 KE			\$3,604,000.00	\$3,604,000.00	\$2,833,639.92	\$2,879,368.12	\$2,075,406.33
	587715202012300	1/25/2051	1.500		100.00%				
FEDERAL HOME LOAN BANK AFS									
FHLB	3137H1QS8	FHR 5136 JL			\$2,000,000.00	\$2,000,000.00	\$1,726,037.28	\$1,734,623.60	\$1,360,335.89
	621476202107291	2/25/2051	1.250		100.00%				
FEDERAL HOME LOAN BANK AFS									
FHLB	38383DVS4	GNR 2021-193 PC			\$2,500,000.00	\$2,500,000.00	\$2,060,959.85	\$2,071,338.43	\$1,677,091.03
	643477202111291	6/20/2051	1.500		100.00%				
FEDERAL HOME LOAN BANK AFS									
FHLB	12566PAB1	CIM 2021-INV1 A2		Aaa	\$2,500,000.00	\$2,500,000.00	\$2,085,654.40	\$2,134,248.94	\$1,628,520.67
	633367202110131	7/1/2051	2.500	NA	100.00%				
FEDERAL HOME LOAN BANK AFS									
FHLB	3136BJT47	FNR 2021-75 PB			\$2,000,000.00	\$2,000,000.00	\$1,755,268.08	\$1,753,896.78	\$1,421,364.84
	637211202110281	11/25/2051	1.500		100.00%				
FEDERAL HOME LOAN BANK AFS									
42 CMOs - Fixed Rate						\$107,904,000.00	\$95,625,643.00	\$35,851,940.45	\$29,066,392.23
Total Pledged 137 To: BRC BRAZORIA COUNTY						\$344,299,624.00	\$60,573,735.48	\$61,023,618.64	\$51,329,987.00

\$0.00 Munis with Maturity Under 2 Years \$6,121,102.95 Other securities with Stated Maturity Under 2 Years
 \$0.00 Munis with Maturity Over 2 Years \$54,452,632.53 Other securities with Stated Maturity Over 2 Years

** If no data is shown, then there are no pledges for the current period.




ANGELA DEES, CIO
BRAZORIA COUNTY TREASURER

Brazoria County Treasurer's Office Proceedings for Sept 2023

Activity	Count	Amount
Cash Receipts issued	55	374,797.11
Treasurer Brinks Cash/Checks Deposits Processed	27	\$ 216,874.61
Treasurer Remote Deposits Processed	20	\$ 158,155.00
HealthCare Invoices processed	11	\$ 1,829,806.99
Retiree Premium Processed	402	\$ 55,520.88
Under 65 Retiree Prepaid 401H Reimbursements processed	149	\$ 43,955.00
Over 65 Retiree Prepaid 401H reimbursements processed	261	\$ 49,125.00
Wire Transfers executed	66	\$ 12,119,910.85
Toll Road Wires Executed	7	\$ 490,308.13
EFT files processed	16	\$ 7,862,739.06
Account Payables checks printed and distributed (1021)	1218	\$ 12,676,571.14
Jury Payments Processed	281	\$ 6,170.00
BCCSCD checks printed and distributed	135	\$ 27,759.39
HUD checks printed and distributed	91	\$ 227,735.49
Payroll checks printed and distributed (102821)	38	\$ 73,410.57
Payroll advices printed and distributed (est):	700	-
Stop payments issued	9	\$ 13,140.36
Positive Pay files processed:	12	-
General ledger Journal Entries posted - BRAZO	100	-
Toll Road General Ledger Journal Entries Posted	25	-
Reports to State	3	-
Bank Reconciliations	18	-
ACH/Wire/Check Reconciliations	19	-
EFT Set ups, Declines and/or changes to EFT's		-

Submitted for compliance with Local Government Code Sec. 114.026 subsection (a)(3)
I certify to the best of my knowledge the above information is true and correct.



Angela Dees, CIO
Brazoria County Treasurer



Brazoria County General Ledger Fund Balance Activity
September 1, 2023 - March 30, 2023

998 Included

General Ledger Fund balances are of the last day of the month and may not include all journal entries and adjustments for that month. Bank accounts have been reconciled or, are in the process of being reconciled to general ledger since this report was generated. Submitted for compliance with Local Government Code Sec. 114.026 subsection (c)

Fund	Cash				Investments			
	Opening GL Balance	GL Debit	GL Credit	GL Ending Balance	Opening GL Balance	GL Debit	GL Credit	GL Ending Balance
10000 - General Fund	\$46,478,393.98	\$0.00	\$0.00	\$46,478,393.98	\$60,915,475.47	\$0.00	\$0.00	\$60,915,475.47
10100 - General Fund - Construction								
10110 - Grand Parkway								
10200 - Juv Prob Fees	\$35,901.66	\$0.00	\$0.00	\$35,901.66				
10300 - Unclaimed Juvenile Restitution	\$11,560.52	\$0.00	\$0.00	\$11,560.52				
10350 - Sheriff Special Response Team	\$18,163.30	\$0.00	\$0.00	\$18,163.30				
10400 - Env Health-Retail Food Permits	\$13,357.75	\$0.00	\$0.00	\$13,357.75				
10500 - District Clerk Contingency	\$484,826.12	\$0.00	\$0.00	\$484,826.12	\$281,168.42	\$0.00	\$0.00	\$281,168.42
10600 - Fire Training Field	\$13,223.73	\$0.00	\$0.00	\$13,223.73				
10700 - Parks Special Events	\$231,291.39	\$0.00	\$0.00	\$231,291.39				
10710 - Parks SFA Special Projects	\$9,226.19	\$0.00	\$0.00	\$9,226.19				
10850 - CPS-Donations	\$25,187.44	\$0.00	\$0.00	\$25,187.44				
20000 - Road and Bridge Non-Construct	\$4,019,839.20	\$0.00	\$0.00	\$4,019,839.20	\$23,363,920.77	\$0.00	\$0.00	\$23,363,920.77
20500 - Road and Bridge Construction	\$27,074.95	\$0.00	\$0.00	\$27,074.95				
30000 - USDA-WIC								
30100 - HHSC Women Infants & Children	-\$319,322.42	\$0.00	\$0.00	-\$319,322.42				
30200 - USDA-WIC Peer Counseling								
30300 - USDA-WIC Registered Diet								
30400 - USDA-WIC Lactation Reimb.								
30502 - HHS-PPCPS-CRI	-\$9,265.10	\$0.00	\$0.00	-\$9,265.10				
30600 - HHS-RLSS-LPHS	-\$4,789.48	\$0.00	\$0.00	-\$4,789.48				
30701 - HHS-CPS/HCID-PHEP								
30702 - HHS-CPS/UNIQUE								
30705 - HHS-PPCPS-HAZARDS	-\$14,525.49	\$0.00	\$0.00	-\$14,525.49				
30706 - 2017 Hur Public Hlth Crisis R								
30707 - COVID-19 Health Grant	-\$0.03	\$0.00	\$0.00	-\$0.03				
30708 - COVID19-2 Health Grant	\$0.06	\$0.00	\$0.00	\$0.06				
30709 - COVID-19 Vaccination Capacity								
30710 - HHS-INFECTIOUS_DIS_CONTRL_UNIT	-\$16,485.21	\$0.00	\$0.00	-\$16,485.21				
30711 - COVID Health Disparities	-\$12,011.04	\$0.00	\$0.00	-\$12,011.04				
30712 - COVID-PH Workforce Capacity	-\$8,301.11	\$0.00	\$0.00	-\$8,301.11				
30713 - PHIG-Public Hlth Infrastructur	-\$1,239.00	\$0.00	\$0.00	-\$1,239.00				
30800 - HHS-CPS-Title IV-E-FCM	-\$21,768.78	\$0.00	\$0.00	-\$21,768.78				
30850 - HHS-CPS-Title IV-E Legal Svcs	-\$456,499.75	\$0.00	\$0.00	-\$456,499.75				
31100 - DHS-Repetitive Flood Claims								
31300 - DHS-Buffer Zone Protection	\$4,774.21	\$0.00	\$0.00	\$4,774.21				
31500 - DHS-St Homeland Sec-UASI	-\$3,363.75	\$0.00	\$0.00	-\$3,363.75				
31501 - DHS-St-UASI-M&A	-\$617.36	\$0.00	\$0.00	-\$617.36				
31502 - DHS-St-UASI SWAT	-\$3,940.66	\$0.00	\$0.00	-\$3,940.66				
31503 - DHS-St-UASI Portable Radios								
31600 - DHS-St Homeland Security	\$500.00	\$0.00	\$0.00	\$500.00				
32000 - HUD-FY20-Section 8 CARES	\$4,257.07	\$0.00	\$0.00	\$4,257.07				
32006 - HUD-FY06-Section 8 Housing-ADM								
32008 - HUD-FY08-Section 8 Housing-ADM								
32009 - HUD-FY09-Section 8 Housing-ADM								
32010 - HUD-FY10-Section 8 Housing-ADM								
32011 - HUD-FY11-Section 8 Housing-ADM								
32012 - HUD-FY12-Section 8 Housing-ADM								
32013 - Section8-Adm	-\$0.00	\$0.00	\$0.00	-\$0.00				
32019 - HUD-2019-Section 8 Housing-ADM								
32020 - HUD-2020-Section 8 Housing-ADM								
32021 - HUD-2021-Section 8 Housing-ADM								
32022 - HUD-AllYrsSection8 Housing-ADM	\$1,142,296.40	\$0.00	\$0.00	\$1,142,296.40				
32051 - HUD-FY21-Section 8-EHV-ADM								
32052 - HUD-AllYrs-Section 8-EHV-ADM	\$121,135.82	\$0.00	\$0.00	\$121,135.82				
32119 - HUD-2019-Section 8 Housing-HAP	\$185.62	\$0.00	\$0.00	\$185.62				
32120 - HUD-2020-Section 8 Housing-HAP	-\$39.31	\$0.00	\$0.00	-\$39.31				
32121 - HUD-2021-Section 8 Housing-HAP	\$4,168.13	\$0.00	\$0.00	\$4,168.13				
32122 - HUD-2022-Section 8 Housing-HAP	-\$3,442.64	\$0.00	\$0.00	-\$3,442.64				
32123 - HUD-2023-Section 8 Housing-HAP	-\$68,574.56	\$0.00	\$0.00	-\$68,574.56				
32151 - HUD-FY21-Section 8-EHV-HAP	\$46,469.84	\$0.00	\$0.00	\$46,469.84				
32152 - HUD-FY22-Section 8-EHV-HAP	-\$94.72	\$0.00	\$0.00	-\$94.72				
32153 - HUD-FY23-Section 8-EHV-HAP	-\$25,943.28	\$0.00	\$0.00	-\$25,943.28				
32211 - HUD-CDBG-2011								
32212 - HUD-CDBG-PY2012								
32213 - CDBG	-\$447,072.09	\$0.00	\$0.00	-\$447,072.09				
32214 - HOME	\$17,333.22	\$0.00	\$0.00	\$17,333.22				
32215 - ESG	\$45.04	\$0.00	\$0.00	\$45.04				
32600 - HUD-Texas CDBG	-\$162,446.91	\$0.00	\$0.00	-\$162,446.91				
32610 - HUD-2016 Flood GLO	-\$78,003.59	\$0.00	\$0.00	-\$78,003.59				
32620 - HUD-Harvey GLO	-\$12,913.11	\$0.00	\$0.00	-\$12,913.11				
33200 - USDOJ-Crime Vict Assist-VOCA	-\$38,326.98	\$0.00	\$0.00	-\$38,326.98				

Fund	Cash				Investments			
	Opening GL Balance	GL Debit	GL Credit	GL Ending Balance	Opening GL Balance	GL Debit	GL Credit	GL Ending Balance
33250 - USDOJ-CSCD-Victim Svcs Prg								
33251 - USDOJ-CSCD-VSP	-\$1,877.78	\$0.00	\$0.00	-\$1,877.78				
33300 - USDOJ-Drug Court Program	-\$23,399.07	\$0.00	\$0.00	-\$23,399.07				
33301 - OOG - Mental Health Court	-\$20,207.78	\$0.00	\$0.00	-\$20,207.78				
33310 - USDOJ-DWI Court Program	-\$19,048.30	\$0.00	\$0.00	-\$19,048.30				
33320 - USDOJ-Veterans Court Program	-\$12,407.57	\$0.00	\$0.00	-\$12,407.57				
33330 - USDOJ-Domestic Violence Court	-\$19,216.73	\$0.00	\$0.00	-\$19,216.73				
33410 - USDOJ-CESF Grant								
33415 - OJP-Edward Byrne Mem JAG Grant	-\$8,000.00	\$0.00	\$0.00	-\$8,000.00				
33420 - USDOJ-COVID-19 Mitigation								
33500 - USDOJ-DEA-Narcotics OT Exp	-\$1,268.32	\$0.00	\$0.00	-\$1,268.32				
33510 - USDOJ-Organized Crime Drug Enf	-\$2,908.81	\$0.00	\$0.00	-\$2,908.81				
33520 - Jim Wells County S.O - S.O. OT	-\$3,052.14	\$0.00	\$0.00	-\$3,052.14				
33530 - JLEO - Join Law Enforcement Op	\$1,547.34	\$0.00	\$0.00	\$1,547.34				
33900 - USDOJ-SCAAP	\$153,552.13	\$0.00	\$0.00	\$153,552.13				
33901 - USDOJ-Bulletproof Vests								
34105 - TPW-HRCP-COL BOTTOMLAND PROJ	\$18,627.14	\$0.00	\$0.00	\$18,627.14				
34106 - TPW-Resoft Park Trail Dvlpmt	\$0.01	\$0.00	\$0.00	\$0.01				
34107 - TPW-Follets Island-Parking Lot	-\$1,595.00	\$0.00	\$0.00	-\$1,595.00				
34108 - TPW-FM 2918 Boat Ramp Reno	-\$51,144.87	\$0.00	\$0.00	-\$51,144.87				
34200 - DOI-Parks Boating Access								
34250 - DOI-Swan Lake Boat Ramp								
34400 - USDOT-CR 257 Repairs								
34600 - FEMA- Flood Disaster 2015								
34610 - FEMA - Flood Disaster 2016	\$40,339.70	\$0.00	\$0.00	\$40,339.70				
34615 - FEMA-Harvey 2017	\$780,602.51	\$0.00	\$0.00	\$780,602.51				
34616 - FEMA-Hazard Mitigation Grant P	-\$900,777.44	\$0.00	\$0.00	-\$900,777.44				
34619 - Fema - Flood Disaster 2019								
34620 - CARES-Coronavirus Relief Fund								
34621 - FEMA-Laura 2020	\$125.42	\$0.00	\$0.00	\$125.42				
34622 - FEMA-Beta 2020								
34623 - FEMA-DR4485TX COVID19 Pandemic	-\$16,261.75	\$0.00	\$0.00	-\$16,261.75				
34624 - FEMA Winter Storm-inc pd 2.11	-\$36,444.88	\$0.00	\$0.00	-\$36,444.88				
34625 - FEMA-Nicholas 2021	-\$8,943.90	\$0.00	\$0.00	-\$8,943.90				
34700 - IMLS-Library Mobile Proj Rnd 2								
34710 - FCC-E-Rate Library Program								
34715 - FCC-E-Rate Library Program	-\$197,701.77	\$0.00	\$0.00	-\$197,701.77				
34716 - FCC-Library ECF Funding	\$8,787.95	\$0.00	\$0.00	\$8,787.95				
34717 - FCC-Library ECF Funding	-\$101,640.00	\$0.00	\$0.00	-\$101,640.00				
34820 - USDC-SLP Dune Walkover								
34850 - USTREAS-Restore Act Projects	-\$26,240.23	\$0.00	\$0.00	-\$26,240.23				
34851 - Emergency Rental Assistance	-\$30,135.34	\$0.00	\$0.00	-\$30,135.34				
34852 - Emergency Rental Assistance 2	\$69,512.28	\$0.00	\$0.00	\$69,512.28				
34855 - American Rescue Plan-2021CLFRF	-\$5,070,654.67	\$0.00	\$0.00	-\$5,070,654.67	\$69,551,232.85	\$0.00	\$0.00	\$69,551,232.85
34856 - ARP-Emerg Food & Shelter Prg								
34857 - LATCF-Tribal Consistency Fund	\$90,992.07	\$0.00	\$0.00	\$90,992.07				
34860 - DOI-Parks - CIAP Grant								
34880 - TXDOT-SH288 Truck Weigh Statn								
34881 - TXDOT-CR58 PH II (CSJ304)	\$268,065.00	\$0.00	\$0.00	\$268,065.00				
34882 - TXDOT-CR59 (CSJ 305)	-\$7,266,568.68	\$0.00	\$0.00	-\$7,266,568.68				
34883 - TXDOT-CR101 Widening (CSJ303)	-\$845,024.19	\$0.00	\$0.00	-\$845,024.19				
34901 - USDOT-22CVANGLE-RescuePlan								
34902 - USDOT-21CRANGLE-Covid19Relief								
34912 - USDOT-1212ANGLE-Wildlife								
34913 - TXDOT 1312ANGLE-APRON								
34922 - TXDOT - 2212ANGLE	-\$5,500.00	\$0.00	\$0.00	-\$5,500.00				
34925 - TXDOT - CARES 20CRANGLE								
35000 - TJJ- State Aid	\$60,010.03	\$0.00	\$0.00	\$60,010.03				
35650 - TJPC-JJAEP-Boot Camp-8/31	-\$179,470.06	\$0.00	\$0.00	-\$179,470.06				
35660 - TJPD-JJAEP Discretionary	\$12.33	\$0.00	\$0.00	\$12.33				
35800 - TJPC-JJAEP-Boot Camp-7/31								
35900 - TJJ- Mental Health Services								
35950 - TJJ-RDA-RegDiversionAlt-"R"	-\$34,407.60	\$0.00	\$0.00	-\$34,407.60				
36076 - TPW-Resoft-Shoreline Improveme	-\$784.81	\$0.00	\$0.00	-\$784.81				
36120 - SOS-Voting machines reimb								
36130 - Body Worn Cameras								
36150 - H-GAC-Tire Collection Grant								
36410 - Texas Veterans Treatment Crt								
36601 - GLO-HRCP-COL BOTTOMLANDS EDUC								
36602 - GLO-CEPRA-SLP	\$15,036.50	\$0.00	\$0.00	\$15,036.50				
36603 - GLO-Follett Dune Restoration	\$1,506,725.90	\$0.00	\$0.00	\$1,506,725.90				
36605 - GLO-Beach User Fees	-\$464,349.74	\$0.00	\$0.00	-\$464,349.74				
36801 - TXDOT-CR 48 PROJECT								
36802 - TXDOT-CTIF(Cty Trans Infr Fnd)	-\$307,378.73	\$0.00	\$0.00	-\$307,378.73				
37000 - OAG-VAG Grant	-\$14,101.50	\$0.00	\$0.00	-\$14,101.50				
37100 - OAG-TEXAS VINE CONTR								
37200 - DFPS-CPS-Title IV-B-Concr Svc								
37300 - TDHCA-Amy Young Barrier Remova								
37400 - TDH-Immunization	-\$26,215.29	\$0.00	\$0.00	-\$26,215.29				
37710 - OAG-Opioid Settlement	\$273,305.14	\$0.00	\$0.00	\$273,305.14				
37800 - OAG-Regional Juv Mental Hlth S	-\$1,200.00	\$0.00	\$0.00	-\$1,200.00				
37913 - TXDOT-M312ANGLE-FY13RAMP								
37914 - TXDOT-M212ANGLE-FY14RAMP								
37916 - TXDOT-M1612ANGLE-FY16RAMP								
37917 - TXDOT-FY17RAMP								

Fund	Cash				Investments			
	Opening GL Balance	GL Debit	GL Credit	GL Ending Balance	Opening GL Balance	GL Debit	GL Credit	GL Ending Balance
37921 - TXDOT-FY21RAMP								
37922 - TXDOT-FY22RAMP								
37923 - TXDOT-FY23RAMP	-\$22,288.87	\$0.00	\$0.00	-\$22,288.87				
37950 - TXDOT-Airport Layout-19MPANGLE								
38000 - Fire Code Inspection & Permit	\$80,281.15	\$0.00	\$0.00	\$80,281.15				
38010 - Economic Development Tax Abate								
38020 - BC Industrial Development Corp	\$96,923.19	\$0.00	\$0.00	\$96,923.19				
38100 - Vital Statistics Fee	\$103,845.17	\$0.00	\$0.00	\$103,845.17				
38110 - CC Records Mgmt-Recording	\$1,492,786.50	\$0.00	\$0.00	\$1,492,786.50	\$1,007,472.47	\$0.00	\$0.00	\$1,007,472.47
38120 - CC Records Archive	\$1,925,427.30	\$0.00	\$0.00	\$1,925,427.30				
38130 - CC Records Mgmt-Criminal	\$113,421.34	\$0.00	\$0.00	\$113,421.34				
38200 - CC Records Mgmt-Civ,Crim,Prob	\$195,736.02	\$0.00	\$0.00	\$195,736.02	\$332,419.64	\$0.00	\$0.00	\$332,419.64
38210 - County Graffiti Eradication	\$2,869.27	\$0.00	\$0.00	\$2,869.27				
38220 - CC-DC Technology	\$123,711.96	\$0.00	\$0.00	\$123,711.96				
38230 - CC Records Preservation	\$101,627.20	\$0.00	\$0.00	\$101,627.20				
38240 - CC-DC Specialty Court	\$121,423.06	\$0.00	\$0.00	\$121,423.06				
38250 - CCSB41 Consolidated Rec Mgmt	\$75,508.03	\$0.00	\$0.00	\$75,508.03				
38251 - CCSB41 Clerk of Court Account	\$152,385.77	\$0.00	\$0.00	\$152,385.77				
38300 - Child Abuse Prevention Fund	\$705.28	\$0.00	\$0.00	\$705.28				
38310 - Family Protection Fund								
38320 - DC Records Management	\$40,642.40	\$0.00	\$0.00	\$40,642.40				
38330 - DC Records Archive	\$40,286.14	\$0.00	\$0.00	\$40,286.14				
38340 - DC Records Preservation	\$18,711.18	\$0.00	\$0.00	\$18,711.18				
38350 - DC Records Technology	\$34,765.12	\$0.00	\$0.00	\$34,765.12				
38360 - DCSB41 Consolidated Rec Mgmt	\$195,766.52	\$0.00	\$0.00	\$195,766.52				
38361 - DCSB41 Clerk of Court Account	\$322,948.60	\$0.00	\$0.00	\$322,948.60				
38400 - Justice Court Bldg Security	-\$231,219.97	\$0.00	\$0.00	-\$231,219.97				
38410 - Justice Court Technology Fund	\$618,510.79	\$0.00	\$0.00	\$618,510.79				
38420 - JPSB41 Support Fund	\$359,802.97	\$0.00	\$0.00	\$359,802.97				
38500 - Courthouse Security	\$893,844.73	\$0.00	\$0.00	\$893,844.73				
38501 - Courthouse Attny Access Card	\$5,886.17	\$0.00	\$0.00	\$5,886.17				
38510 - SB41 Court Facility Fee Fund	\$180,867.87	\$0.00	\$0.00	\$180,867.87				
38511 - SB41 County Jury Fund	\$90,428.96	\$0.00	\$0.00	\$90,428.96				
38512 - SB41 Language Access Fund	\$70,726.12	\$0.00	\$0.00	\$70,726.12				
38513 - SB41 Guardianship Fund	\$17,353.86	\$0.00	\$0.00	\$17,353.86				
38514 - SB41 Court Report Service Fund	\$226,078.70	\$0.00	\$0.00	\$226,078.70				
38515 - SB41 Appellate Judicial System	\$45,273.71	\$0.00	\$0.00	\$45,273.71				
38516 - SB41 Judicial Edu and Support	\$8,461.93	\$0.00	\$0.00	\$8,461.93				
38600 - LEOSE	\$27,397.41	\$0.00	\$0.00	\$27,397.41				
38710 - D A Hot Check Collection	\$8,938.94	\$0.00	\$0.00	\$8,938.94				
38720 - D A Supplemental	\$5,212.47	\$0.00	\$0.00	\$5,212.47				
38730 - D A Forfeiture, CCP Chapter 59	\$293,139.94	\$0.00	\$0.00	\$293,139.94				
38750 - Pretrial Diversion	\$138,010.46	\$0.00	\$0.00	\$138,010.46				
38810 - Voter Registration	-\$16,172.60	\$0.00	\$0.00	-\$16,172.60				
38820 - Special Inv,Dealer Escrow-Tax	\$117,163.83	\$0.00	\$0.00	\$117,163.83	\$32,841.75	\$0.00	\$0.00	\$32,841.75
38830 - Scofflaw Fees, TTC Sect 502.01	\$1,979.12	\$0.00	\$0.00	\$1,979.12				
38910 - Election Services Contract	\$236,618.96	\$0.00	\$0.00	\$236,618.96				
38920 - Elections - HAVA Equip. Rental	\$965,023.84	\$0.00	\$0.00	\$965,023.84				
38930 - Elections-CARES HAVA								
39020 - Constable Pct 2 Forfeiture	\$2,626.71	\$0.00	\$0.00	\$2,626.71				
39040 - Constable Pct 4 Forfeiture	\$2,116.91	\$0.00	\$0.00	\$2,116.91				
39100 - Sheriff Contraband Forfeiture	\$197,792.74	\$0.00	\$0.00	\$197,792.74				
39110 - Braz Cnty Narcotics Task Force	\$1,346,984.22	\$0.00	\$0.00	\$1,346,984.22				
39120 - Sheriff Commissary Fund	\$854,073.86	\$0.00	\$0.00	\$854,073.86				
39130 - Sheriff-Federal Forfeiture	\$187,381.39	\$0.00	\$0.00	\$187,381.39				
39200 - Juvenile Case Manager Fund	\$25,783.61	\$0.00	\$0.00	\$25,783.61				
39210 - Bond & Occupational LSF	\$30,471.53	\$0.00	\$0.00	\$30,471.53				
39300 - Reliant Energy CARE Program	\$7,687.85	\$0.00	\$0.00	\$7,687.85				
39305 - Direct Energy N2N								
39310 - UnitedWay-Emergency Assistance	\$5.64	\$0.00	\$0.00	\$5.64				
39390 - SETH-SE TX Housing Fln. Corp.	\$197.79	\$0.00	\$0.00	\$197.79				
39410 - Library-Special Projects	\$278,823.20	\$0.00	\$0.00	\$278,823.20				
39420 - Tocker Foundation Grant								
39500 - SEP-Wastewater-EnvHlth-TCEQ	-\$12,601.78	\$0.00	\$0.00	-\$12,601.78				
39615 - TPW Foundation-Grt TX Birding	\$311.84	\$0.00	\$0.00	\$311.84				
39620 - Shoreline Rest. Task Force	\$36,158.72	\$0.00	\$0.00	\$36,158.72				
39630 - 2006 GoM Energy Security Act	\$3,263,909.55	\$0.00	\$0.00	\$3,263,909.55				
39700 - Lateral Road Fund								
39710 - Road & Bridge, Ch 152, Tx Code								
39720 - Special Projects								
39764 - Riverside Est Spcl Assmt	\$11,786.09	\$0.00	\$0.00	\$11,786.09				
39765 - Briar Meadows AmyLn Ross Rd SA								
39766 - Twin Lakes Assmt	-\$386,022.27	\$0.00	\$0.00	-\$386,022.27				
39768 - Old Coffee Plantation Sp Asses	-\$193,584.02	\$0.00	\$0.00	-\$193,584.02				
39769 - Lindell-Hudspeth Dr Spec Asses	-\$25,551.40	\$0.00	\$0.00	-\$25,551.40				
39770 - Lindell-Frio Dr Spec Assess	-\$25,550.40	\$0.00	\$0.00	-\$25,550.40				
39771 - Lindell-Donley Dr Spec Assess	-\$25,550.40	\$0.00	\$0.00	-\$25,550.40				
39772 - Pinetree Trail Rd Spec Assess	-\$21,227.00	\$0.00	\$0.00	-\$21,227.00				
39773 - Lakeside Drive Rd Spec Assess								
39774 - Forest Loop Special Assessment	-\$35,589.70	\$0.00	\$0.00	-\$35,589.70				
39775 - River Road (CR31a) Spec Assess	-\$35,631.79	\$0.00	\$0.00	-\$35,631.79				
39776 - Mustang Spur Spec Assess	-\$27,570.85	\$0.00	\$0.00	-\$27,570.85				
39777 - Jasper Special Assessment	-\$9,272.30	\$0.00	\$0.00	-\$9,272.30				
39800 - Law Library	\$58,378.54	\$0.00	\$0.00	\$58,378.54	\$123,620.77	\$0.00	\$0.00	\$123,620.77
39900 - Mosquito Control District	\$772,635.19	\$0.00	\$0.00	\$772,635.19	\$405,524.36	\$0.00	\$0.00	\$405,524.36

Fund	Cash				Investments			
	Opening GL Balance	GL Debit	GL Credit	GL Ending Balance	Opening GL Balance	GL Debit	GL Credit	GL Ending Balance
40000 - 2012 Gen Oblig Rfd (2003 CO)								
41000 - 2016 Limited Tax Rfd (2006 CO)	\$594,396.60	\$0.00	\$0.00	\$594,396.60	\$511,972.90	\$0.00	\$0.00	\$511,972.90
42000 - 2021 Gen Oblig Rfd (2012 CO)	\$43,394.45	\$0.00	\$0.00	\$43,394.45				
42100 - 2018 Cert of Oblig-I,S	\$423,355.80	\$0.00	\$0.00	\$423,355.80				
42200 - 2021 CO-Courthouse Campus I,S	\$2,971,938.86	\$0.00	\$0.00	\$2,971,938.86				
44000 - Toll Road-SH288-I&S	\$913,638.11	\$0.00	\$0.00	\$913,638.11				
45000 - Road Bonds-Mobility-I,S	\$2,205,316.94	\$0.00	\$0.00	\$2,205,316.94	\$920,294.56	\$0.00	\$0.00	\$920,294.56
51000 - 2006 Certificate of Obligation								
52000 - 2012 Cert of Oblig,C,M								
52100 - 2018 Cert of Oblig,C,M	\$2,319,619.16	\$0.00	\$0.00	\$2,319,619.16				
52200 - 2021 CO-Courthouse Campus C,M	-\$36,448,523.29	\$0.00	\$0.00	-\$36,448,523.29	\$57,862,266.46	\$0.00	\$0.00	\$57,862,266.46
52201 - 2022 EOC State Allocation	\$245,632.15	\$0.00	\$0.00	\$245,632.15				
54000 - Toll Road-SH288-C & M	\$892,472.63	\$0.00	\$0.00	\$892,472.63	\$1,996,427.64	\$0.00	\$0.00	\$1,996,427.64
55000 - Mobility Plan								
57200 - Ring of Honor	\$57,554.20	\$0.00	\$0.00	\$57,554.20				
60500 - Airport Operating	-\$2,262,701.43	\$0.00	\$0.00	-\$2,262,701.43				
61000 - BCTRA O&M SH288	\$8,337,294.69	\$0.00	\$0.00	\$8,337,294.69	\$17,631,507.93	\$0.00	\$0.00	\$17,631,507.93
64000 - BCTRA FM518 PEDC-SH288	\$302,715.57	\$0.00	\$0.00	\$302,715.57				
64100 - BCTRA Contributions-SH288								
64200 - BCTRA FM518 TXDOT-SH288								
64510 - BCTRA Preliminary-288 Extn	-\$1,171,333.96	\$0.00	\$0.00	-\$1,171,333.96				
71000 - Health Care Benefits	\$1,879,171.16	\$0.00	\$0.00	\$1,879,171.16	\$7,353,092.22	\$0.00	\$0.00	\$7,353,092.22
72000 - Employee Health Clinic	-\$44,485.48	\$0.00	\$0.00	-\$44,485.48				
73000 - Insurance Reserve	\$39,366.83	\$0.00	\$0.00	\$39,366.83	\$842,761.56	\$0.00	\$0.00	\$842,761.56
81000 - B Cnty Groundwatr Conserv Dist	\$2,124,284.50	\$0.00	\$0.00	\$2,124,284.50				
81100 - Braz Cnty Toll Road Authority								
81500 - CSCD DP6 - SUD Program	-\$189,484.17	\$0.00	\$0.00	-\$189,484.17				
81600 - CSCD-TAIP Treatment Alter.	\$38,726.00	\$0.00	\$0.00	\$38,726.00				
81700 - CSCD DP17 - MHealth Caseloads	\$5,326.94	\$0.00	\$0.00	\$5,326.94				
81800 - CSCD Basic Supervision Prog	\$970,031.89	\$0.00	\$0.00	\$970,031.89				
81850 - CSCD-Evidence Based Assessment								
81900 - CSCD CC4 - High Risk Program	\$249,084.24	\$0.00	\$0.00	\$249,084.24				
82000 - CSCD-Comm Corr-Life								
82100 - CSCD CCS- Sex Offender Program	\$17,262.13	\$0.00	\$0.00	\$17,262.13				
82200 - CSCD-Comm Corr-Substance Abuse								
82300 - CSCD DP4 - High Risk Program	\$18,359.69	\$0.00	\$0.00	\$18,359.69				
82400 - CSCD-New Caseload Reduction-DP								
82500 - CSCD DP30 - SUD Trt Pgm	-\$12,405.15	\$0.00	\$0.00	-\$12,405.15				
82600 - CSCD-Mental Health Treatment	\$6,881.93	\$0.00	\$0.00	\$6,881.93				
88000 - Trust & Agency								
88200 - Brazos Mall								
88300 - SH288 @ CR 56 Overpass								
89000 - Historical Commission	\$1,532.55	\$0.00	\$0.00	\$1,532.55	\$15,136.62	\$0.00	\$0.00	\$15,136.62
92000 - General Long-Term Debl-CONV								

**BRAZORIA COUNTY
PORTFOLIO REPORT
Sep 2023**

Current Date: 9/30/2023

Fund	Description	Type	CUSIP	Coupon	Settle Date	Maturity Date	Next Call Date	Par Value	Purch Price	Purch Cost	Book Value	Mkt Price	Mkt Value	Days to Mat	YTM	Interest Earned
10000	FFCB	Agency	3133EMDM1	0.270	10/20/20	10/20/23	10/20/23	2,000,000.00	100.000	2,000,000.00	2,000,000.00	0.9608	1,921,600.00	20	0.270	
10000	FFCB	Agency	3133EMQM7	0.200	02/16/21	02/16/24	02/16/24	2,000,000.00	100.000	2,000,000.00	2,000,000.00	0.9470	1,894,000.00	139	0.200	
10000	FHLB	Agency	3130ALKM5	0.350	03/15/21	03/15/24	03/15/24	2,000,000.00	100.000	2,000,000.00	2,000,000.00	0.9456	1,891,200.00	167	0.350	3,500.00
10000	FHLB	Agency	3130ALLM4	0.350	03/29/21	03/28/24	03/28/24	2,000,000.00	100.000	2,000,000.00	2,000,000.00	0.9443	1,888,600.00	180	0.350	3,500.00
10000	FHLB	Agency	3130ALRH9	0.400	04/12/21	04/12/24	04/12/24	2,000,000.00	100.000	2,000,000.00	2,000,000.00	0.9436	1,887,200.00	195	0.400	
10000	FHLB	Agency	3130AMIND0	0.430	06/17/21	06/17/24	06/17/24	2,000,000.00	100.000	2,000,000.00	2,000,000.00	0.9373	1,874,600.00	261	0.430	
10000	FHLB	Agency	3130APAW5	0.550	10/08/21	10/08/24	10/08/24	2,000,000.00	100.000	2,000,000.00	2,000,000.00	0.9278	1,855,600.00	374	0.550	
10000	FHLB	Agency	3130APB20	0.600	10/22/21	10/22/24	10/22/24	2,000,000.00	100.000	2,000,000.00	2,000,000.00	0.9282	1,856,400.00	388	0.600	
10000	FHLB	Agency	3130APJ89	0.700	10/28/21	10/28/24	10/28/24	2,000,000.00	100.000	2,000,000.00	2,000,000.00	0.9294	1,858,800.00	394	0.700	
10000	FHLB	Agency	3130AQWM1	1.800	02/28/22	02/27/25	02/27/25	2,000,000.00	100.000	2,000,000.00	2,000,000.00	0.9428	1,885,600.00	516	1.800	
10000	FHLB	Agency	3130AUYX6	5.250	03/15/23	02/21/25	02/21/24	2,000,000.00	100.020	2,007,400.00	2,000,000.00	0.9983	1,996,600.00	510	5.236	
10000	FHLB	Agency	3130AV6B3	5.212	03/24/23	03/20/25	09/20/23	2,000,000.00	100.270	2,006,600.00	2,000,000.00	1.0000	2,000,000.00	537	5.212	54,000.00
10000	FHLB	Agency	3130AVLB6	5.000	04/10/23	10/10/24	10/10/23	2,000,000.00	100.000	2,000,000.00	2,000,000.00	0.9959	1,991,800.00	376	5.000	
10000	FNMA	Agency	3135GAJ69	5.375	07/10/23	07/10/26	01/10/24	28,000,000.00	100.000	2,000,000.00	2,000,000.00	0.9990	1,998,000.00	1014	5.375	
997	TexPool	LGIP		5.551				128,013,038.91	100.000	128,013,038.91	128,013,038.91	100.00	128,013,038.91	1	5.551	587,484.44
998	Texas Class	LGIP		5.521				61,645,554.83	100.000	61,645,554.83	61,645,554.83	100.00	61,645,554.83	1	5.521	279,073.50
999	Depository	Cash		3.310				33,266,315.64	100.000	33,266,315.64	33,266,315.64	100.00	33,266,315.64	1	3.310	99,879.26
									250,938,909.38	250,938,909.38	250,924,909.38	249,724,909.38	41	4.838	1,027,437.20	

Matured or Called Investments:

This report is presented in accordance with the Texas Government Code Title 10 Section 2256.023 and complies with the Investment Strategy of Brazoria County's Investment Policy and I certify that to the best of my knowledge the above is true and correct.

Angela Dees
Brazoria County Treasurer

Monthly Interest Earned for Fiscal Year 2023

	Oct	Nov	Dec	1st Qtr	Jan	Feb	Mar	2nd Qtr	April	May	June	3rd Qtr	July	August	Sept	4th Qtr	Ann Earned
BANK	77,351.74	96,326.60	96,326.60	269,984.94	96,326.60	79,017.92	105,041.77	280,386.29	90,027.27	62,646.56	70,001.88	222,675.71	64,227.37	69,860.81	99,879.26	233,967.44	1,007,014.38
TEXPOOL	371,101.69	413,727.06	612,771.64	1,397,600.39	602,806.43	637,740.47	733,418.78	1,973,965.68	697,215.03	717,098.30	646,407.78	2,060,721.11	622,218.42	652,259.52	587,484.44	1,861,962.38	7,294,249.56
Texas Class	226,794.28	250,930.97	294,087.91	771,813.16	344,264.27	324,639.12	368,572.46	1,037,475.85	371,603.99	397,341.29	391,567.94	1,160,513.22	403,403.51	308,602.30	279,073.50	991,079.31	3,960,881.54
Agencies	25,200.00	0.00	4,300.00	29,500.00	0.00	2,000.00	25,000.00	27,000.00	25,200.00	0.00	4,300.00	29,500.00	0.00	72,500.00	61,000.00	133,500.00	219,500.00
Total Per Mo.	700,427.71	760,984.63	1,007,486.15	2,468,898.49	1,043,397.30	1,043,397.51	1,232,033.01	3,318,827.82	1,184,046.29	1,177,086.15	1,112,277.60	3,473,410.04	1,089,849.30	1,103,222.63	1,027,437.20	3,220,509.13	12,481,645.48

I certify that to the best of my knowledge the above is true and correct.



Angela Dees, CIO
Brazoria County Treasurer

	Oct	Nov	Dec	1st Qtr	Jan	Feb	Mar	2nd Qtr	April	May	June	3rd Qtr	July	August	Sept	4th Qtr	Ann Avg
BANK	2.65%	3.17%	3.04%	2.95%	2.76%	2.66%	2.95%	2.79%	2.81%	2.55%	2.61%	2.66%	2.95%	3.15%	3.31%	3.14%	2.88%
TEXPOOL	2.92%	3.61%	3.80%	3.44%	4.24%	4.50%	4.59%	4.44%	4.80%	5.004%	5.05%	4.95%	5.12%	5.31%	5.55%	5.33%	4.54%
TEXAS CLASS	3.23%	3.85%	4.32%	3.80%	4.57%	4.75%	4.86%	4.73%	5.04%	5.195%	5.27%	5.17%	5.33%	5.48%	5.52%	5.44%	4.78%



Brazoria County
TexPool Investment Report
9/01/2023 thru 9/30/2023

Fund	9/01/2023		Debits	Interest	9/30/2023	Avg. Mo. Yield	Expected Maturity	Mark to Mkt 9/30/2023
	Investments	Credits						
General Fund	16,785,493.10	3,286,834.98	0.00	82,969.56	20,155,297.64	5.5512	10/1/2023	20,155,297.64
Tax Assessor Collector Funds	0	0	0.00	0	0.00	5.5512	10/1/2023	0.00
Special Inv/Dealer Escrow-Tax	65,536.23	0	0.00	143.65	65,679.88	5.5512	10/1/2023	65,679.88
District Clerk Contingency	281,168.42	0	0.00	1,229.90	282,398.32	5.5512	10/1/2023	282,398.32
Road & Bridge	7,583,980.17	0	0.00	33,172.87	7,617,153.04	5.5512	10/1/2023	7,617,153.04
Lateral Road Fund	0.00	0	0.00	0.00	0.00	5.5512	10/1/2023	0.00
Special R & B Projects	0.00	0	0.00	0.00	0.00	5.5512	10/1/2023	0.00
Law Library	123,620.77	0	0.00	540.74	124,161.51	5.5512	10/1/2023	124,161.51
Civ Crim & Prob Records Mgmt	332,419.64	0	0.00	1,454.04	333,873.68	5.5512	10/1/2023	333,873.68
Records Mgmt & Preservation	1,007,472.47	0	0.00	4,406.77	1,011,879.24	5.5512	10/1/2023	1,011,879.24
Mosquito Control District	405,524.36	0	0.00	1,773.77	407,298.13	5.5512	10/1/2023	407,298.13
Sheriff & Det Complex, I & S	0.00	0	0.00	0.00	0.00	5.5512	10/1/2023	0.00
2003 Cert of Oblig-I&S	0.00	0	0.00	0.00	0.00	5.5512	10/1/2023	0.00
2006 Cert of Obligation I&S	511,972.90	0	0.00	2,239.41	514,212.31	5.5512	10/1/2023	514,212.31
Unlimtd Tax Rd Bonds,2006, I&S	920,294.56	0	0.00	4,025.43	924,319.99	5.5512	10/1/2023	924,319.99
Co Wide Road Bond 66 C & M	0.00	0	0.00	0.00	0.00	5.5512	10/1/2023	0.00
Hwy 6 ROW Acquisition C & M	0.00	0	0.00	0.00	0.00	5.5512	10/1/2023	0.00
2006 Cert of Obligation C&M	0.00	0	0.00	0.00	0.00	5.5512	10/1/2023	0.00
Mobility Plan	0.00	0	0.00	0.00	0.00	5.5512	10/1/2023	0.00
Build America Bonds 2010	0.00	0	0.00	0.00	0.00	5.5512	10/1/2023	0.00
Health Care Benefits	0.00	0	0.00	0.00	0.00	5.5512	10/1/2023	0.00
Insurance Reserve	842,761.56	0	0.00	3,686.33	846,447.89	5.5512	10/1/2023	846,447.89
2018 Certificate of Obligation	8,704.55	0	0.00	66.18	8,704.55	5.5512	10/1/2023	8,704.55
Historical Commission	15,136.62	0	0.00	32,162.96	15,202.80	5.5512	10/1/2023	15,202.80
Employee Benefits Trust	7,353,092.22	0	0.00	290,410.70	7,385,255.18	5.5512	10/1/2023	7,385,255.18
American Rescue Plan Act Funds	66,393,673.10	0	0.00	129,202.13	66,684,083.80	5.5512	10/1/2023	66,684,083.80
Emergency Rental Assistance	4,106.13	0	0.00	4,106.13	4,106.13	5.5512	10/1/2023	4,106.13
Emergency Rental Assistance 2	31,549,267.85	0	10,000,000.00	21,678,469.98	21,678,469.98	5.5512	10/1/2023	21,678,469.98
2021 Certificate of Obligation	4,312.35	0	0.00	4,312.35	4,312.35	5.5512	10/1/2023	4,312.35
2022 EOC State Allocation								
Texpool Totals	134,188,537.00	3,286,834.98	10,000,000.00	587,484.44	128,062,856.42			128,062,856.42



Brazoria County

Texas Class

Investment Report

9/01/2023 thru 9/30/2023

<i>Fund</i>	9/01/2023 <i>Investments</i>	<i>Credits</i>	<i>Debits</i>	<i>Interest</i>	9/30/2023 <i>Investments</i>	Avg. Mo. <i>Yield</i>	Expected <i>Maturity</i>	Mark to Mkt 9/30/2023
General Fund	16,115,982.37	0.00	0.00	73,289.91	16,189,272.28	5.5213	10/1/2023	16,189,272.28
Road & Bridge	15,779,940.60	0.00	0.00	71,761.70	15,851,702.30	5.5213	10/1/2023	15,851,702.30
2021 Certificate of Obligation	26,312,998.61	0.00	0.00	119,662.40	26,432,661.01	5.5213	10/1/2023	26,432,661.01
American Rescue Plan Funds	3,157,559.75	0.00	0.00	14,369.49	3,171,919.24	5.5213	10/1/2023	3,171,919.24
Texas Class Totals	61,366,481.33	0.00	0.00	279,073.50	61,645,554.83			61,645,554.83

* beginning balance of 2021 Certificate of Obligation shows a difference of \$30,000 from the ending balance of May. This is due to an error reported of interest earned in May. Ending balance in May should have been \$25,960,166.09, and interest earned should have been \$114,277.77 instead of \$144,277.77