



ANGELA DEES, CIO

BRAZORIA COUNTY TREASURER

111 E. Locust, Room 305 Angleton, Texas 77515-4654
979-864-1353 FAX 979-864-1680

Attached is the Quarterly Treasurer's Report submitted by Angela Dees, Brazoria County Treasurer for funds of the Brazoria County Toll Road Authority, Brazoria County as Agent, for the 4th Quarter FY 2023 and reflects total cash and other assets in the custody of the County Treasurer **and** at U.S. Bank, Trustee, at year end to be: **\$28,789,908.40.**

The report contains:

Investment Portfolio Activity Report for 4th Quarter FY 2023

"I CERTIFY THAT TO THE BEST OF MY KNOWLEDGE THE ATTACHED REPORTS ARE TRUE AND CORRECT."

A handwritten signature in blue ink, appearing to read "A. Dees", written over a horizontal line.


Angela Dees, CIO
Brazoria County Treasurer

Brazoria County Toll Road Authority
Brazoria County as Agent
Quarterly Investment Activity Report
Jul 1, 2023 - Sep 30, 2023

Current Date: 9/30/2023

Fund	Description	Type	CUSIP	Avg. Qly Yield	Settle Date	Maturity Date	Next Call Date	Par Value	Purch Price	Quarter Ending Book Value	Mkt Price	Quarter Ending Mkt Value	Days to Mat	Avg. Qly YTM	Quarterly Interest Earned
44000	U.S. Bank	Cash		5.180				277,697.02	100.000	277,697.02	100.00	277,697.02	1	5.180	14,695.17
997	TexPool	LGIP		5.330				7,749,376.15	100.000	7,749,376.15	100.00	7,749,376.15	1	5.330	101,635.44
998	Texas Class	LGIP		5.440				11,966,481.24	100.000	11,966,481.24	100.00	11,966,481.24	1	5.440	162,922.26
999	Depository	Cash		3.130				8,796,353.99	100.000	8,796,353.99	100.00	8,796,353.99	1	3.130	57,678.03
									28,789,908.40	28,789,908.40		28,789,908.40	1	4.770	336,930.90

This report is presented in accordance with the Texas Government Code Title 10 Section 2256.023 and complies with the Investment Strategy of Brazoria County's Investment Policy and I certify that to the best of my knowledge the above is true and correct.



Angela Dees, CIO
 Brazoria County Treasurer


Brazoria County Toll Road Authority
Brazoria County as Agent

TexPool

Quarterly Investment Activity Report
 July 1, 2023 - Sept 30, 2023

<i>Fund</i>	<i>Description</i>	<i>7/1/2023</i>	<i>Credits</i>	<i>Debits</i>	<i>Quarterly Interest Earned</i>	<i>9/30/2023</i>	<i>Avg. Qtly. Yield</i>	<i>Expected Maturity</i>	<i>Mark to Mkt 9/30/2023</i>
54000	Toll Road Funds-Construction	1,427,179.17			18,966.71	1,446,145.88	5.3300	10/1/2023	1,446,145.88
64100	Toll Road Funds-O&M	6,220,561.54			82,668.73	6,303,230.27	5.3300	10/1/2023	6,303,230.27
TEXPOOL Totals		7,615,921.85	0.00	0.00	93,389.40	7,749,376.15			7,749,376.15

This report is presented in accordance with the Texas Government Code Title 10 Section 2256.023 and complies with the Investment Strategy of Brazoria County's Investment Policy and I certify that to the best of my knowledge the above is true and correct.



Angela Dees, CIO
 Brazoria County Treasurer

Brazoria County Toll Road Authority
Brazoria County as Agent
Texas Class
Quarterly Investment Activity Report
July 1, 2023 - Sep 30, 2023

<i>Fund</i>	<i>Description</i>	<i>7/1/2023</i>	<i>Credits</i>	<i>Debits</i>	<i>Quarterly Interest Earned</i>	<i>9/30/2023</i>	<i>Avg. Qty. Yield</i>	<i>Expected Maturity</i>	<i>Mark to Mkt 9/30/2023</i>
54000	Toll Road Funds-Construction	551,498.72			7,612.25	559,110.97	5.4400	10/1/2023	559,110.97
	Toll Road Funds-O & M	11,252,060.26			155,310.01	11,407,370.27	5.4400	10/1/2023	11,407,370.27
TEXAS CLASS Totals		6,693,627.66	0.00	0.00	162,922.26	11,966,481.24			11,966,481.24

This report is presented in accordance with the Texas Government Code Title 10 Section 2256.023 and complies with the Investment Strategy of Brazoria County's Investment Policy and I certify that to the best of my knowledge the above is true and correct.



Angela Dees, CIO
Brazoria County Treasurer

Brazoria County Toll Road Authority
Brazoria County as Agent
U.S. BANK NATIONAL ASSOCIATION, TRUSTEE
 Quarterly Investment Market Value Summary Report
 for Debt Service Funds Held In Trust at U.S. Bank
 July 01, 2023 - Sept 30, 2023

Fund	Description	7/1/2023	Credits	Debits	Interest Earned This Quarter	Net change in Invest Value	9/30/2023	**Avg Qtly % of Total Yield at Market**	Expected Maturity	Mark to Mkt 9/30/2023
44000	Brazoria County Toll Road Authority Limited Contract Tax and Subordinate Lien Toll Road Revenue Bonds, Series 2017A and BAN Series 2017B Debt Service Fund (Refunded Bonds Series 2020)	959,689.34	696,687.51	1,393,375.00	14,695.17	0.00	277,697.02	5.1800	10/1/2023	277,697.02
	Ending Market Value	258,123.25	696,687.51	1,393,375.00	14,695.17	0.00	-423,869.07			277,697.02

Yield at Market for any money market fund is based on the interest rate applicable to that money market fund as of the last business day of the month and may not be relied upon as (i) a yield estimate for the statement period as a whole, or (ii) a guarantee of future performance.

This report is presented in accordance with the Texas Government Code Title 10 Section 2256 Public Funds Investment Act and with Article VI, Sections 601-604 of the Limited Contract Tax and Subordinate Lien Toll Road Revenue Bond Trust Indenture dated June 01, 2017 between Brazoria County Toll Road Authority and U.S. Bank National Association, Trustee. These funds are held in trust at U.S. Bank and invested by U.S. Bank for future debt service payments. I certify that to the best of my knowledge the above is true and correct as reported by U.S. Bank, N.A., Trustee.


 Angela Dees, CIO
 Brazoria County Treasurer

BCTRA Monthly Interest Rates for Fiscal Year 2023

	Oct	Nov	Dec	1st Qtr	Jan	Feb	Mar	2nd Qtr	April	May	June	3rd Qtr	July	August	Sept	4th Qtr	Ann Avg
BANK	0.01%	0.01%	0.01%	0.01%	0.01%	0.01%	0.01%	0.01%	0.01%	2.55%	2.61%	1.72%	2.95%	3.15%	3.30%	3.13%	1.22%
TEXPOOL	2.92%	3.54%	4.42%	3.63%	4.23%	4.49%	4.59%	4.44%	4.80%	5.00%	5.05%	4.95%	5.12%	5.30%	5.55%	5.33%	4.59%
TEXAS CLASS	3.23%	3.85%	4.32%	3.80%	4.57%	4.76%	4.86%	4.73%	5.04%	5.20%	5.27%	5.17%	5.33%	5.48%	5.52%	5.44%	4.78%
U.S. BANK	2.87%	3.57%	3.90%	3.45%	4.14%	4.30%	4.48%	4.31%	4.48%	4.93%	4.99%	4.80%	5.05%	5.24%	5.25%	5.18%	4.43%

Comparison of Average Short Term Interest Rates By Quarter for Fiscal Year 2023 for BCTRA

	1ST QTR at 12-31-22	2ND QTR at 3-31-23	3RD QTR at 6-30-23	4TH QTR at 9-30-23	Annual Average
BANK	0.01%	0.01%	1.72%	3.13%	1.22%
TEXPOOL	3.63%	4.44%	4.95%	5.33%	4.59%
TEXAS CLASS	3.80%	4.73%	5.17%	5.44%	4.78%
U.S. Bank	3.45%	4.31%	4.80%	5.18%	4.43%
Quarterly Average	2.72%	3.37%	4.16%	4.77%	3.76%

**Brazoria County Toll Road Authority
Brazoria County as Agent
Monthly Interest Earned for Fiscal Year 2023**

	Oct	Nov	Dec	1st Qtr	Jan	Feb	Mar	2nd Qtr	April	May	June	3rd Qtr	July	August	Sept	4th Qtr	Ann Earned
BANK	67.90	44.40	59.86	172.16	58.25	63.90	74.07	196.22	68.94	19,536.09	11,482.92	31,087.95	15,240.44	16,832.36	25,605.23	57,678.03	89,134.36
TEXPOOL	14,634.02	22,035.69	25,170.83	61,840.54	26,933.90	25,880.79	29,466.61	82,281.30	29,792.52	32,228.01	31,368.87	93,389.40	33,280.59	34,606.09	33,748.76	101,635.44	339,146.68
TEXAS CLASS	39,779.95	52,231.06	60,652.25	152,663.26	64,507.30	26,818.11	27,567.13	118,892.54	27,793.82	31,153.87	50,983.63	109,931.32	53,490.44	55,258.76	54,173.06	162,922.26	544,409.38
U.S. BANK	302.41	706.92	1,793.97	2,803.30	2,982.14	3,886.06	4,384.20	11,252.42	588.42	1,567.91	2,722.25	4,878.58	3,745.00	4,778.00	6,172.17	14,695.17	33,629.47
Total Per Mo.	54,764.28	75,018.07	87,676.91	217,479.26	94,481.59	56,648.88	61,492.01	212,622.48	58,243.70	84,485.88	96,557.67	239,287.25	105,756.47	111,475.21	119,699.22	336,930.90	1,006,319.89

I certify that to the best of my knowledge the above is true and correct.



Angela Dees, CIO
Brazoria County Treasurer