



**ANGELA DEES, CIO**

BRAZORIA COUNTY TREASURER

111 E. Locust, Room 305    Angleton, Texas 77515-4654  
979-864-1353    FAX 979-864-1680

Attached is the Quarterly Treasurer's Report submitted by Angela Dees, Brazoria County Treasurer for funds of the Brazoria County Toll Road Authority, Brazoria County as Agent, for the 3rd Quarter FY 2023 and reflects total cash and other assets in the custody of the County Treasurer **and** at U.S. Bank, Trustee, at quarter end to be: **\$26,444,959.21.**

The report contains:

Investment Portfolio Activity Report for 3rd Quarter FY 2023

"I CERTIFY THAT TO THE BEST OF MY KNOWLEDGE THE ATTACHED REPORTS ARE TRUE AND CORRECT."

A handwritten signature in blue ink, appearing to read "A. Dees", written over a horizontal line.


Angela Dees, CIO  
Brazoria County Treasurer

**Brazoria County Toll Road Authority**  
**Brazoria County as Agent**  
**Quarterly Investment Activity Report**  
**April 1, 2023 - June 30, 2023**

Current Date: 8/10/2023

Fund	Description	Type	CUSIP	Avg. Qly Yield	Settle Date	Maturity Date	Next Call Date	Par Value	Purch Price	Quarter Ending Book Value	Mkt Price	Quarter Ending Mkt Value	Days to Mat	Avg. Qly YTM	Quarterly Interest Earned
44000	U.S. Bank	Cash		4.010				959,689.34	100.000	959,689.34	100.00	959,689.34	1	4.010	4,878.58
997	TexPool	LGIP		4.950				7,647,740.71	100.000	7,647,740.71	100.00	7,647,740.71	1	4.950	93,389.40
998	Texas Class	LGIP		5.170				11,803,558.98	100.000	11,803,558.98	100.00	11,803,558.98	1	5.170	109,931.32
999	Depository	Cash		0.010				6,033,970.18	100.000	6,033,970.18	100.00	6,033,970.18	1	1.720	31,087.95
								<b>26,444,959.21</b>		<b>26,444,959.21</b>		<b>26,444,959.21</b>	<b>1</b>	<b>3.963</b>	<b>239,287.25</b>

This report is presented in accordance with the Texas Government Code Title 10 Section 2256.023 and complies with the Investment Strategy of Brazoria County's Investment Policy and I certify that to the best of my knowledge the above is true and correct.

  
 Angela Dees, CIO  
 Brazoria County Treasurer

**Brazoria County Toll Road Authority**

**Brazoria County as Agent**

Texas Class


Quarterly Investment Activity Report

April 1, 2023 - June 30, 2023

<i>Fund</i>	<i>Description</i>	<i>4/1/2023</i>	<i>Credits</i>	<i>Debits</i>	<i>Quarterly Interest Earned</i>	<i>6/30/2023</i>	<i>Avg. Qtly. Yield</i>	<i>Expected Maturity</i>	<i>Mark to Mkt 6/30/2023</i>
54000	Toll Road Funds-Construction	544,438.75			7,059.97	551,498.72	5.1700	7/1/2023	551,498.72
	Toll Road Funds-O & M	6,149,188.91	5,000,000.00		102,871.35	11,252,060.26	5.1700	4/1/2023	11,252,060.26

TEXAS CLASS Totals      6,693,627.66      5,000,000.00      0.00      109,931.32      11,803,558.98      11,803,558.98

This report is presented in accordance with the Texas Government Code Title 10 Section 2256.023 and complies with the Investment Strategy of Brazoria County's Investment Policy and I certify that to the best of my knowledge the above is true and correct.


  
 Angela Dees, CIO  
 Brazoria County Treasurer

**Brazoria County Toll Road Authority**  
**Brazoria County as Agent**  
 TexPool

Quarterly Investment Activity Report  
 April 1, 2023 - June 30, 2023

Fund	Description	4/1/2023	Credits	Debits	Quarterly Interest Earned	6/30/2023	Avg. Qtly. Yield	Expected Maturity	Mark to Mkt 3/31/2023
54000	Toll Road Funds-Construction	1,421,953.85			17,478.24	1,439,432.09	4.9500	7/1/2023	1,439,432.09
64100	Toll Road Funds-O&M	6,193,968.00			76,181.16	6,270,149.16	4.9500	7/1/2023	6,270,149.16
<b>TEXPOOL Totals</b>		<b>7,615,921.85</b>	<b>0.00</b>	<b>0.00</b>	<b>93,389.40</b>	<b>7,709,311.25</b>			<b>7,709,581.25</b>

This report is presented in accordance with the Texas Government Code Title 10 Section 2256.023 and complies with the Investment Strategy of Brazoria County's Investment Policy and I certify that to the best of my knowledge the above is true and correct.

  
 Angela Dees, CIO  
 Brazoria County Treasurer

**Brazoria County Toll Road Authority**

**Brazoria County as Agent**

**U.S. BANK NATIONAL ASSOCIATION, TRUSTEE**

Quarterly Investment Market Value Summary Report  
for Debt Service Funds Held In Trust at U.S. Bank  
April 01, 2023 - June 30, 2023

Fund	Description	4/1/2023	Credits	Debits	Interest Earned This Quarter	Net change in Invest Value	6/30/2023	**Avg Qty % of Total Yield at Market**	Expected Maturity	Mark to Mkt 6/30/2023
44000	Brazoria County Toll Road Authority Limited Contract Tax and Subordinate Lien Toll Road Revenue Bonds, Series 2017A and BAN Series 2017B Debt Service Fund (Refunded Bonds Series 2020)	258,123.25	696,687.51		4,878.58	0.00	959,689.34	4.0100	7/1/2023	959,689.34

Ending Market Value	258,123.25	696,687.51	0.00	4,878.58	0.00	959,689.34	959,689.34
---------------------	------------	------------	------	----------	------	------------	------------

\*\*Yield at Market for any money market fund is based on the interest rate applicable to that money market fund as of the last business day of the month and may not be relied upon as (i) a yield estimate for the statement period as a whole, or (ii) a guarantee of future performance.\*\*

This report is presented in accordance with the Texas Government Code Title 10 Section 2256 Public Funds Investment Act and with Article VI, Sections 601-604 of the Limited Contract Tax and Subordinate Lien Toll Road Revenue Bond Trust Indenture dated June 01, 2017 between Brazoria County Toll Road Authority and U.S. Bank National Association, Trustee. These funds are held in trust at U.S. Bank and invested by U.S. Bank for future debt service payments.

I certify that to the best of my knowledge the above is true and correct as reported by U.S. Bank, N.A., Trustee.

  
 Angela Dees, CIO  
 Brazoria County Treasurer


Monthly Interest Rates for Fiscal Year 2023																	
	Oct	Nov	Dec	1st Qtr	Jan	Feb	Mar	2nd Qtr	April	May	June	3rd Qtr	July	August	Sept	4th Qtr	Ann Avg
BANK	0.01%	0.01%	0.01%	0.01%	0.01%	0.01%	0.01%	0.01%	0.01%	2.55%	2.61%	1.72%				0.00%	0.44%
TEXPOOL	2.92%	3.54%	4.42%	3.63%	4.23%	4.49%	4.59%	4.44%	4.80%	5.00%	5.05%	4.95%				0.00%	3.25%
TEXAS CLASS	3.23%	3.85%	4.32%	3.80%	4.57%	4.76%	4.86%	4.73%	5.04%	5.20%	5.27%	5.17%				0.00%	3.42%
U.S. BANK	2.87%	3.57%	3.90%	3.45%	4.14%	4.30%	4.48%	4.31%	4.48%	4.93%	2.61%	4.01%				0.00%	2.94%

Comparison of Average Short Term Interest Rates By Quarter for Fiscal Year 2023					
	1ST QTR at 12-31-22	2ND QTR at 3-31-23	3RD QTR at 6-30-23	4TH QTR at 9-30-23	Annual Average
BANK	0.01%	0.01%	1.72%	0.00%	0.44%
TEXPOOL	3.63%	4.44%	4.95%	0.00%	3.25%
TEXAS CLASS	3.80%	4.73%	5.17%	0.00%	3.42%
U.S. Bank	3.45%	4.31%	4.01%	0.00%	2.94%
Quarterly Average	2.72%	3.37%	3.96%	0.00%	2.51%

**Brazoria County Toll Road Authority**  
**Brazoria County as Agent**  
**Monthly Interest Earned for Fiscal Year 2023**

	Oct	Nov	Dec	1st Qtr	Jan	Feb	Mar	2nd Qtr	April	May	June	3rd Qtr	July	August	Sept	4th Qtr	Ann Earned
BANK	67.90	44.40	59.66	172.16	58.25	63.90	74.07	196.22	66.94	19,536.09	11,482.92	31,087.95				0.00	31,456.33
TEXPOOL	14,634.02	22,035.69	25,170.63	61,840.54	26,933.90	25,880.79	29,466.61	82,281.30	29,792.52	32,228.01	31,368.87	93,389.40				0.00	237,511.24
TEXAS CLASS	39,779.95	52,231.06	60,652.25	152,663.26	64,507.30	26,818.11	27,567.13	118,892.54	27,793.82	31,153.87	50,983.63	109,831.32				0.00	381,487.12
U.S. BANK	302.41	706.92	1,793.97	2,803.30	2,982.14	3,886.08	4,384.20	11,252.42	588.42	1,567.91	2,722.25	4,878.68				0.00	18,934.30
Total Per Mo.	54,784.28	75,018.07	87,676.91	217,479.26	94,481.59	56,648.98	61,492.01	212,622.48	58,243.70	84,485.88	96,557.67	239,287.25	0.00	0.00	0.00	0.00	669,988.99

I certify that to the best of my knowledge the above is true and correct.



Angela Dees, CIO  
 Brazoria County Treasurer