



ANGELA DEES, CIO

BRAZORIA COUNTY TREASURER

111 E. Locust, Room 305 Angleton, Texas 77515-4654
979-864-1353 FAX 979-864-1680

Attached is the Monthly Treasurer's Report submitted by Angela Dees, Brazoria County Treasurer for the month of **March 2024**. This report is submitted in compliance with the Local Government Code Chapter 114, Chapter 2256 and Chapter 2257. This report contains:

Commissioners' Court Affidavit: 114.026 (d)
Monies received and disbursed: 114.026 (a) (1)
Pledged Securities Management Report: 2257.021
All other proceedings in the Treasurer's office: 114.026 (a) (3)
Brazoria County general ledger fund activity: 114.026 (c)

Brazoria County Investment Portfolio for **March 2024**: 2256.023

"I CERTIFY THAT TO THE BEST OF MY KNOWLEDGE THE ATTACHED REPORTS ARE TRUE AND CORRECT."

Angela Dees, CIO
Brazoria County Treasurer


MINUTES OF COUNTY FINANCES
TREASURER'S MONTHLY REPORT AFFIDAVIT
COMMISSIONERS' COURT **April 23, 2024**

BEFORE ME, the undersigned authority, a Notary Public in and for Brazoria County, Texas, on this day personally appeared the Members of Brazoria County Commissioners' Court and who after being duly sworn upon their oaths do hereby state as follows:


The requirements of Subsection (c) of the Texas Local Government Code §114.026 have been met and that we have reviewed and examined the Monthly Report of: ANGELA DEES, Treasurer of Brazoria County, Texas for **March 2024**.

Further, having taken reasonable steps to ensure its accuracy as presented, approve the report and enter this order into the minutes which state total cash and other assets in the custody of the County Treasurer at the time of the examination to be **\$286,943,327.45**.


The Treasurer's report and this affidavit will be published on the Brazoria County website.




L. M. "Matt" Sebesta, Jr
County Judge




Donald W. "Dude" Payne
Commissioner Precinct 1



Ryan Cade
Commissioner Precinct 2




Stacy L. Adams
Commissioner Precinct 3




David R. Linder
Commissioner Precinct 4

SUBSCRIBED AND SWORN TO BEFORE ME THIS **23rd day of April, 2024**.



Notary Public in and for Brazoria County, Texas
My Commission Expires: **April 12, 2025**



Brazoria County Bank Account Activity and Interest Report for March 2024


Account	Beginning Bank Balance 03/01/2024	Deposits and Other Credits Received	Checks and Other Debits Disbursed	Ending Bank Balance 03/31/2024	Monthly Interest Earned	Interest Rate
FIRST NATIONAL BANK OF LAKE JACKSON						
Payroll	2,417,715.43	11,272,775.37	(11,915,588.26)	1,774,902.54	6,706.30	3.19
Operating	18,593,031.23	23,708,842.95	(36,291,615.15)	6,010,259.03	31,920.69	3.19
Jury Fund	-	0.00	0.00	0.00	0.00	3.19
Comptroller Direct Deposit	741,763.71	8,692,110.51	(7,371,974.71)	2,061,899.51	5,279.48	3.19
Employee Benefit Trust Fund *	1,906,990.31	1,909,892.81	(2,471,773.80)	1,345,109.32	3,836.40	3.19
Credit Card Account	568,226.99	621,319.32	(733,405.54)	456,140.77	1,745.55	3.19
E-Filing / E-Recording	379,470.45	303,461.80	(520,100.90)	162,831.35	867.26	3.19
Parks Credit Card	22,562.48	64,138.24	(50,297.49)	36,403.23	93.73	3.19
Electronic Collections Clearing	46,185.62	105,416.45	(122,481.14)	29,120.93	154.02	3.19
Brazoria County Receivables	-	0.00	0.00	0.00	0.00	3.19
Tax Assessor/Collector Veh Inventory Prop Tax	189,676.26	206,270.89	(372.35)	395,574.80	894.90	3.19
Tax Assessor/Collector Boat Sales Tax *	30,219.50	53,327.16	(50,999.20)	32,547.46	61.80	3.19
Tax Assessor/Collector Motor Vehicle Acct	2,782,173.58	7,337,673.40	(6,976,017.33)	3,143,829.65	8,598.60	3.19
Tax Assessor/Collector Boat Collections	22,746.25	57,935.07	(64,822.96)	15,858.36	41.50	3.19
Tax Assessor/Collector Sales Tax Account *	957,730.48	4,675,578.61	(1,674,184.13)	3,959,124.96	6,036.90	3.19
Tax Assessor/Collector Tax Account	6,606,756.54	16,175,665.91	(17,739,139.23)	5,043,283.22	16,879.30	3.19
County Clerk Registry Fund	3,573,716.45	146,147.94	(58,073.70)	3,661,790.69	9,854.67	3.19
District Clerk Trust Fund	4,966,720.91	140,105.10	(94,682.37)	5,012,143.64	13,336.51	3.19
Sheriff Barber Shop Ed Training Program *	81,065.77	305.98	(1,997.00)	79,374.75	216.74	3.19
Sheriff's Dept Narcotic Unit-Operations	6,536.02	4,896.00	(4,555.73)	6,876.29	13.70	3.19
Comm. Super & Corrections Dept. Restitution Acct	130,227.46	23,278.97	(21,514.19)	131,992.24	358.58	3.19
District Atty Check Collection Account	20,297.64	618.87	0.00	20,916.51	54.89	3.19
Investment Acct	2,000,000.00	4,062,490.56	(4,058,990.56)	2,003,500.00	3,153.27	3.19
County Clerk Juvenile Restitution	2,174.78	951.98	(515.09)	2,611.67	6.22	3.19
District Clerk Restitution Fund	1,902.47	4,913.81	(1,294.14)	5,522.14	8.38	3.19
First National Bank of Lake Jackson Totals	46,047,890.33	79,568,117.70	(90,224,394.97)	35,391,613.06	110,119.39	

Total Balance of Non-Int Earning Accts: 3,594,888.39

Sheriff, County and District Clerks Cash Bonds; Inmate Trust; TCEQ; Bail Bond Sec; HMGP

Total balance of all accounts at First National Bank of Lake Jackson as of last day of month 38,986,501.45

This report is presented in accordance with The Texas Government Code Title 4 Sec. 114.026 (a)(1) and I certify that to the best of my knowledge the above is the true and correct cash balance remaining in the Treasurer's custody.



Angela Dees, CIO
Brazoria County Treasurer



ANGELA DEES, CIO

BRAZORIA COUNTY TREASURER

111 E. Locust, Room 305 Angleton, Texas 77515-4654
979-864-1353 FAX 979-864-1680

Attached is a copy of the management report for the securities that were pledged to Brazoria County by First National Bank of Lake Jackson for the month of: **March 2024.**

"I CERTIFY THAT TO THE BEST OF MY KNOWLEDGE THE ATTACHED REPORT IS TRUE AND CORRECT."

A handwritten signature in blue ink, appearing to read "Angela Dees".

Angela Dees, CIO
Brazoria County Treasurer

Reportfolio

First National Bank of Lake Jackson, Lake Jackson, T
 Published: 3/27/2024 11:31:34 AM

Management Report
 Pledged To: BRAZORIA COUNTY

Date: 31-Mar-24
 Page: 18

Section V-C

Code	Cusip Trans#	Description Maturity	Prerfund	Pool Coupon	Moody StdPoor	Original Face Pledged Percent	Pledged Original Face Value	Par Value	Pledged Book Value	Pledged Market Value
FHLB	3136BDJR0	FNR 2020-96 KE		1.500		\$3,604,000.00 100.00%	\$3,604,000.00	\$2,780,491.80	\$2,824,052.40	\$2,056,961.68
FEDERAL HOME LOAN BANK AFS										
FHLB	3137H0KF4	FHR 5121 G		1.000		\$3,000,000.00 100.00%	\$3,000,000.00	\$1,430,577.69	\$1,428,796.24	\$1,054,947.04
FEDERAL HOME LOAN BANK AFS										
FHLB	3137H1QS8	FHR 5136 JL		1.250		\$2,000,000.00 100.00%	\$2,000,000.00	\$1,658,259.40	\$1,666,156.62	\$1,319,546.98
FEDERAL HOME LOAN BANK AFS										
FHLB	38383DVS4	GNR 2021-193 PC		1.500		\$2,500,000.00 100.00%	\$2,500,000.00	\$1,945,398.88	\$1,954,886.01	\$1,589,284.08
FEDERAL HOME LOAN BANK AFS										
FHLB	38383U3Q1	GNR 2022-173 QP		5.000		\$2,000,000.00 100.00%	\$2,000,000.00	\$1,681,082.20	\$1,687,473.80	\$1,661,231.48
FEDERAL HOME LOAN BANK AFS										
FHLB	12566PAB1	CIM 2021-INV1 A2		2.500	Aaa	\$2,500,000.00 100.00%	\$2,500,000.00	\$2,013,938.23	\$2,060,082.25	\$1,600,214.90
FEDERAL HOME LOAN BANK AFS										
FHLB	3136BJT47	FNR 2021-75 PB		1.500	NA	\$2,000,000.00 100.00%	\$2,000,000.00	\$1,677,252.30	\$1,675,941.95	\$1,399,981.36
FEDERAL HOME LOAN BANK AFS										
<u>46 CMOs - Fixed Rate</u>										
FHLB	3137F4X23	FHMS K731 AM		3.600		\$2,500,000.00 100.00%	\$2,500,000.00	\$2,500,000.00	\$2,474,334.17	\$2,456,460.25
FEDERAL HOME LOAN BANK AFS										
<u>1 CMBs - Fixed CMO</u>										
Total Pledged							\$118,404,000.00	\$40,249,926.35	\$40,553,390.96	\$32,973,857.02
138 Co: BRC BRAZORIA COUNTY							\$347,016,828.00	\$66,209,970.32	\$66,693,245.18	\$56,712,341.83
							\$0.00	\$8,598,999.65	Other securities with Stated Maturity Under 2 Years	
							\$0.00	\$57,610,970.67	Other securities with Stated Maturity Over 2 Years	

*** If no data is shown, then there are no pledges for the current period.



ANGELA DEES, CIO
BRAZORIA COUNTY TREASURER

Brazoria County Treasurer's Office Proceedings for March 2024

ACTIVITY	COUNT	AMOUNT
Cash Receipts issued	85	\$ 922,350.08
Treasurer Brinks Cash/Checks Deposits Processed	29	\$ 266,690.80
Treasurer Remote Deposits Processed	60	\$ 257,408.54
HealthCare Invoices processed	12	\$ 2,385,899.80
Retiree Premium Processed	393	\$ 50,874.13
Under 65 Retiree Prepaid 401H Reimbursements processed	146	\$ 43,070.00
Over 65 Retiree Prepaid 401H reimbursements processed	261	\$ 70,631.00
Wire Transfers executed	99	\$ 25,621,814.62
Toll Road Wires Executed	8	\$ 474,768.81
EFT files processed	19	\$ 8,270,483.12
Account Payables checks printed and distributed (102101)	1228	\$ 13,122,912.51
Jury Payments Processed	1351	\$ 42,456.00
BCCSCD checks printed and distributed	261	\$ 34,143.12
HUD checks printed and distributed	86	\$ 146,153.49
Payroll checks printed and distributed (102821)	272	\$ 213,553.02
Payroll advices printed and distributed (est):	700	-
Stop payments issued	74	\$ 81,993.42
Positive Pay files processed:	10	-
General ledger Journal Entries posted - BRAZO	150	-
Toll Road General Ledger Journal Entries Posted	25	-
Reports to State	3	-
EFT Set ups, Declines and/or changes to EFT's	3	-

Submitted for compliance with Local Government Code Sec. 114.026 subsection (a)(3)

"I certify to the best of my knowledge the above information is true and correct."

Angela Dees, CIO
Brazoria County Treasurer



Brazoria County General Ledger Fund Balance Activity
March 1, 2024 - March 31, 2024

998 Included

General Ledger Fund balances are of the last day of the month and may not include all journal entries and adjustments for that month. Bank accounts have been reconciled or, are in the process of being reconciled to general ledger since this report was generated. Submitted for compliance with Local Government Code Sec. 114.026 subsection (c)

Fund	Cash				Investments			
	Opening GL Balance	GL Debit	GL Credit	GL Ending Balance	Opening GL Balance	GL Debit	GL Credit	GL Ending Balance
10000 - General Fund	\$19,096,545.88	\$52,634,934.44	-\$53,178,404.62	\$18,553,075.70	\$121,837,874.75	\$7,835,161.83	-\$12,000,000.00	\$117,673,036.58
10100 - General Fund - Construction	\$112,545.25	\$0.00	-\$1,599.00	\$110,946.25				
10110 - Grand Parkway								
10200 - Juv Prob Fees	\$20,864.91	\$741.84	-\$674.00	\$20,932.75				
10300 - Unclaimed Juvenile Restitution	\$11,568.52	\$0.00	\$0.00	\$11,568.52				
10350 - Sheriff Special Response Team	\$18,057.67	\$144.27	\$0.00	\$18,201.94				
10400 - Env Health-Retail Food Permits	\$83,070.60	\$29,237.28	-\$35,632.51	\$76,675.37				
10500 - District Clerk Contingency	\$503,450.91	\$4,062.24	\$0.00	\$507,513.15	\$288,751.71	\$1,303.72	\$0.00	\$290,055.43
10600 - Fire Training Field	\$13,425.15	\$106.78	-\$59.71	\$13,472.22				
10700 - Parks Special Events	\$23,134.04	\$386.34	-\$10.00	\$23,510.38				
10710 - Parks SFA Special Projects	\$9,802.00	\$380.87	-\$25.00	\$10,157.87				
10850 - CPS-Donations	\$26,340.26	\$3,863.57	-\$1,744.00	\$28,459.83				
20000 - Road and Bridge Non-Construct	\$15,704,118.24	\$2,120,137.68	-\$3,047,744.17	\$14,776,511.75	\$33,676,531.50	\$154,060.51	\$0.00	\$33,830,592.01
20500 - Road and Bridge Construction	\$8,245.33	\$84,231.71	-\$810,873.31	-\$718,396.27				
30000 - USDA-WIC								
30100 - HHSC Women Infants & Children	-\$319,846.17	\$345,572.90	-\$347,089.47	-\$321,362.74				
30200 - USDA-WIC Peer Counseling								
30300 - USDA-WIC Registered Diet								
30400 - USDA-WIC Lactation Reimb.								
30502 - HHS-PPCPS-CRI	-\$307.22	\$1,156.46	-\$2,181.85	-\$1,332.61				
30600 - HHS-RLSS-LPHS	-\$9,287.12	\$16,435.21	-\$13,619.04	-\$6,470.95				
30701 - HHS-CPS/HCID-PHEP								
30702 - HHS-CPS/UNIQUE								
30705 - HHS-PPCPS-HAZARDS	-\$15,730.67	\$23,923.30	-\$24,904.02	-\$16,711.39				
30707 - COVID-19 Health Grant								
30708 - COVID19-2 Health Grant								
30709 - COVID-19 Vaccination Capacity								
30710 - HHS-INFECTIOUS_DIS_CONTRL_UNIT	-\$10,931.36	\$13,026.60	-\$7,354.62	-\$5,259.38				
30711 - COVID Health Disparities	-\$151.17	\$311.19	-\$159.44	\$0.58				
30712 - COVID-PH Workforce Capacity	-\$13,745.70	\$31,949.30	-\$25,497.15	-\$7,293.55				
30713 - PHIG-Public Hlth Infrastructure	-\$995.00	\$0.00	-\$1,195.00	-\$2,190.00				
30800 - HHS-CPS-Title IV-E-FCM	-\$12,019.24	\$2,770.45	-\$9,409.38	-\$18,658.18				
30850 - HHS-CPS-Title IV-E Legal Svcs	-\$378,246.96	\$34,146.39	-\$89,053.02	-\$433,153.59				
31100 - DHS-Repetitive Flood Claims								
31300 - DHS-Buffer Zone Protection	\$4,774.21	\$0.00	\$0.00	\$4,774.21				
31500 - DHS-St Homeland Sec-UASI	-\$101,586.21	\$9,549.08	-\$5,638.17	-\$97,675.30				
31501 - DHS-St-UASI-M&A	-\$1,007.37	\$1,528.24	-\$1,794.43	-\$1,273.56				
31502 - DHS-St-UASI SWAT								
31503 - DHS-St-UASI Portable Radios								
31600 - DHS-St Homeland Security	\$500.00	\$0.00	\$0.00	\$500.00				
32000 - HUD-FY20-Section 8 CARES								
32006 - HUD-FY06-Section 8 Housing-ADM								
32008 - HUD-FY08-Section 8 Housing-ADM								
32009 - HUD-FY09-Section 8 Housing-ADM								
32010 - HUD-FY10-Section 8 Housing-ADM								
32011 - HUD-FY11-Section 8 Housing-ADM								
32012 - HUD-FY12-Section 8 Housing-ADM								
32013 - Section8-Adm	-\$0.00	\$0.00	\$0.00	-\$0.00				
32019 - HUD-2019-Section 8 Housing-ADM								
32020 - HUD-2020-Section 8 Housing-ADM								
32021 - HUD-2021-Section 8 Housing-ADM								
32022 - HUD-AllYrsSection8 Housing-ADM	\$1,240,723.15	\$176,842.96	-\$163,851.77	\$1,253,714.34				
32030 - HUD-AllYrs-Section 8-SVs-ADM	-\$5,135.26	\$1,259.56	-\$2,532.86	-\$6,408.56				
32051 - HUD-FY21-Section 8-EHV-ADM								
32052 - HUD-AllYrs-Section 8-EHV-ADM	\$149,140.86	\$12,362.66	-\$6,751.85	\$154,751.67				
32119 - HUD-2019-Section 8 Housing-HAP								
32120 - HUD-2020-Section 8 Housing-HAP								
32121 - HUD-2021-Section 8 Housing-HAP								
32122 - HUD-2022-Section 8 Housing-HAP								
32123 - HUD-2023-Section 8 Housing-HAP	-\$28,204.98	\$886,515.88	-\$872,344.00	-\$14,033.10				
32130 - HUD-AllYrs-Section 8-SVs-HAP	\$1,872.33	\$0.00	-\$4,256.90	-\$2,384.57				
32151 - HUD-FY21-Section 8-EHV-HAP								
32152 - HUD-FY22-Section 8-EHV-HAP								
32153 - HUD-FY23-Section 8-EHV-HAP	\$21,855.04	\$77,002.00	-\$75,094.00	\$23,763.04				
32211 - HUD-CDBG-2011								
32212 - HUD-CDBG-PY2012								
32213 - CDBG	-\$211,021.07	\$410,320.32	-\$272,931.59	-\$73,632.34				
32214 - HOME	\$91,812.88	\$52,684.52	-\$87,162.54	\$57,334.86				
32215 - ESG	\$56.53	\$0.00	-\$0.10	\$56.43				
32600 - HUD-Texas CDBG	-\$232,543.39	\$8,942.43	-\$32,720.86	-\$256,321.82				
32610 - HUD-2016 Flood GLO	-\$92,519.80	\$56.63	-\$870.16	-\$93,333.33				
32620 - HUD-Harvey GLO	-\$21,443.14	\$84.86	-\$176.66	-\$21,534.94				

Fund	Cash				Investments			
	Opening GL Balance	GL Debit	GL Credit	GL Ending Balance	Opening GL Balance	GL Debit	GL Credit	GL Ending Balance
33200 - USDOJ-Crime Vict Assist-VOCA	-\$56,744.20	\$64,138.11	-\$67,716.14	-\$60,322.24				
33250 - USDOJ-CSCD-Victim Svcs Prg								
33251 - USDOJ-CSCD-VSP	-\$1,934.16	\$3,868.32	-\$2,901.24	-\$967.08				
33300 - USDOJ-Drug Court Program	-\$21,250.80	\$22,669.60	-\$30,156.40	-\$28,737.60				
33301 - OOG - Mental Health Court	-\$15,723.33	\$80,999.17	-\$90,275.98	-\$25,000.14				
33310 - USDOJ-DWI Court Program	-\$25,095.18	\$7,283.00	-\$22,871.65	-\$40,683.82				
33320 - USDOJ-Veterans Court Program	-\$23,489.72	\$1,865.05	-\$6,145.17	-\$27,769.84				
33330 - USDOJ-Domestic Violence Court	-\$45,736.18	\$72,916.62	-\$49,453.53	-\$22,273.09				
33415 - OJP-Edward Byrne Mem JAG Grant	\$6,212.00	\$0.00	\$0.00	\$6,212.00				
33500 - USDOJ-DEA-Narcotics OT Exp	-\$4,430.74	\$8,861.48	-\$4,430.74	\$0.00				
33510 - USDOJ-Organized Crime Drug Enf								
33515 - Auto Theft Task Force	\$0.00	\$0.00	-\$1,219.30	-\$1,219.30				
33516 - Texas Anti-Gang Program	\$0.00	\$0.00	-\$729.17	-\$729.17				
33517 - Auto Theft Task Force	-\$12,521.56	\$26,513.87	-\$23,885.59	-\$9,893.28				
33518 - Texas Anti-Gang Program	-\$7,871.59	\$9,848.74	-\$18,978.32	-\$17,001.17				
33520 - Jim Wells County S.O - S.O. OT								
33530 - JLEO - Join Law Enforcement Op								
33900 - USDOJ-SCAAP	\$159,389.34	\$1,273.39	\$0.00	\$160,662.73				
33901 - USDOJ-Bulletproof Vests								
34105 - TPW-HRCP-COL BOTTOMLAND PROJ	\$0.01	\$0.00	\$0.00	\$0.01				
34106 - TPW-Resoft Park Trail Dvlpmt								
34107 - TPW-Follets Island-Parking Lot								
34108 - TPW-FM 2918 Boat Ramp Reno	-\$5,203.00	\$1,300.75	\$0.00	-\$3,902.25				
34200 - DOI-Parks Boating Access								
34250 - DOI-Swan Lake Boat Ramp								
34400 - USDOT-CR 257 Repairs								
34600 - FEMA - Flood Disaster 2015								
34610 - FEMA - Flood Disaster 2016								
34615 - FEMA-Harvey 2017	\$873,294.18	\$0.00	\$0.00	\$873,294.18				
34616 - FEMA-Hazard Mitigation Grant P	-\$271,401.73	\$1,220,506.21	-\$1,409,583.66	-\$460,479.18				
34619 - Fema - Flood Disaster 2019								
34620 - CARES-Coronavirus Relief Fund								
34621 - FEMA-Laura 2020								
34623 - FEMA-DR4485TX COVID19 Pandemic								
34624 - FEMA Winter Storm-inc pd 2.11	-\$246,296.74	\$0.00	\$0.00	-\$246,296.74				
34625 - FEMA-Nicholas 2021								
34715 - FCC-E-Rate Library Program	-\$97,348.96	\$0.00	-\$25,945.70	-\$123,294.66				
34716 - FCC-Library ECF Funding								
34717 - FCC-Library ECF Funding	-\$69,995.67	\$0.00	\$0.00	-\$69,995.67				
34820 - USDC-SLP Dune Walkover								
34850 - USTREAS-Restore Act Projects	-\$214,021.00	\$399,877.58	-\$202,963.69	-\$17,107.11				
34851 - Emergency Rental Assistance								
34852 - Emergency Rental Assistance 2								
34855 - American Rescue Plan-2021CLFRF	-\$13,173,067.37	\$0.00	-\$2,771,501.89	-\$15,944,569.26	\$71,430,314.36	\$322,910.27	\$0.00	\$71,753,224.63
34856 - ARP-Emerg Food & Shelter Prg								
34857 - LATCF-Tribal Consistency Fund	\$5,580.84	\$1,708.00	\$0.00	\$7,288.84				
34860 - DOI-Parks - CIAP Grant								
34880 - TXDOT-SH288 Truck Weigh Statn								
34881 - TXDOT-CR58 PH II (CSJ304)	\$268,065.00	\$0.00	-\$382,875.03	-\$114,810.03				
34882 - TXDOT-CR59 (CSJ 305)	-\$7,885,893.63	\$9,691,023.54	-\$5,039,155.41	-\$3,234,025.50				
34883 - TXDOT-CR101 Widening (CSJ303)	-\$1,004,824.68	\$0.00	\$0.00	-\$1,004,824.68				
34901 - USDOT-22CVANGLE-RescuePlan								
34902 - USDOT-21CRANGLE-Covid19Relief								
34912 - USDOT-1212ANGLE-Wildlife								
34913 - TXDOT 1312ANGLE-APRON								
34922 - TXDOT - 2212ANGLE	-\$550.00	\$0.00	\$0.00	-\$550.00				
34925 - TXDOT - CARES 20CRANGLE								
35000 - TJJ-State Aid	\$125,031.25	\$383,621.49	-\$352,475.07	\$156,177.67				
35010 - TJJ-Salary Adjustment Grant	\$152,717.95	\$38,875.12	-\$76,483.18	\$115,109.89				
35650 - TJPC-JJAEP-Boot Camp-8/31	-\$308,072.96	\$48,603.82	-\$343,941.78	-\$603,410.92				
35660 - TJPD-JJAEP Discretionary	\$0.08	\$0.00	\$0.00	\$0.08				
35800 - TJPC-JJAEP-Boot Camp-7/31								
35900 - TJJ-Mental Health Services								
35950 - TJJ-RDA-RegDiversionAlt-"R"	\$0.00	\$0.00	-\$2,340.00	-\$2,340.00				
36076 - TPW-Resoft-Shoreline Improveme	-\$783.91	\$0.00	\$0.00	-\$783.91				
36120 - SOS-Voting machines reimb								
36130 - Body Worn Cameras								
36410 - Texas Veterans Treatment Crt	-\$870.00	\$1,740.00	-\$870.00	\$0.00				
36602 - GLO-CEPRA-SLP	\$15,036.50	\$0.00	\$0.00	\$15,036.50				
36603 - GLO-Follett Dune Restoration	\$1,430,630.17	\$21,240.64	-\$49,132.63	\$1,402,738.18				
36605 - GLO-Beach User Fees	-\$210,347.13	\$40,549.37	-\$81,796.25	-\$251,594.01				
36801 - TXDOT-CR 48 PROJECT								
36802 - TXDOT-CTIF(Cty Trans Infr Fnd)	-\$324,721.30	\$0.00	\$0.00	-\$324,721.30				
37000 - OAG-VAG Grant	-\$8,343.99	\$10,801.25	-\$12,199.43	-\$9,742.17				
37100 - OAG-TEXAS VINE CONTR	\$0.00	\$0.00	-\$7,571.32	-\$7,571.32				
37200 - DFPS-CPS-Title IV-B-Concr Svc								
37300 - TDHCA-Amy Young Barrier Remova								
37400 - TDH-Immunization	-\$24,969.99	\$47,152.91	-\$45,792.27	-\$23,609.35				
37710 - OAG-Opioid Settlement	\$213,678.14	\$0.00	-\$85,450.00	\$128,228.14				
37800 - OAG-Regional Juv Mental Hlth S	-\$1,700.00	\$0.00	\$0.00	-\$1,700.00				
37913 - TXDOT-M312ANGLE-FY13RAMP								
37914 - TXDOT-M212ANGLE-FY14RAMP								
37916 - TXDOT-M1612ANGL-FY16RAMP								
37917 - TXDOT-FY17RAMP								
37922 - TXDOT-FY22RAMP								

Fund	Cash				Investments			
	Opening GL Balance	GL Debit	GL Credit	GL Ending Balance	Opening GL Balance	GL Debit	GL Credit	GL Ending Balance
37923 - TXDOT-FY23RAMP								
37924 - TXDOT-FY24RAMP								
37950 - TXDOT-Airport Layout-19MPANGLE								
38000 - Fire Code Inspection & Permit	\$969,460.02	\$86,046.82	-\$148,283.30	\$907,223.54				
38010 - Economic Development Tax Abate	\$499,914.30	\$3,993.92	\$0.00	\$503,908.22				
38020 - BC Industrial Development Corp	\$98,573.68	\$234.96	\$0.00	\$98,808.64				
38100 - Vital Statistics Fee	\$113,234.17	\$3,198.47	-\$1,164.00	\$115,268.64				
38110 - CC Records Mgmt-Recording	\$1,291,085.90	\$122,473.58	-\$141,809.41	\$1,271,750.07	\$1,034,644.50	\$4,671.44	\$0.00	\$1,039,315.94
38120 - CC Records Archive	\$2,208,727.53	\$134,465.82	-\$99,454.26	\$2,243,739.09				
38130 - CC Records Mgmt-Criminal	\$129,743.96	\$5,405.57	-\$2,014.66	\$133,134.87				
38200 - CC Records Mgmt-Civ,Crim,Prob	\$196,471.41	\$1,718.74	-\$341.35	\$197,848.80	\$341,385.11	\$1,541.39	\$0.00	\$342,926.50
38210 - County Graffiti Eradication	\$2,978.35	\$23.80	\$0.00	\$3,002.15				
38220 - CC-DC Technology	\$131,319.70	\$2,108.95	-\$484.60	\$132,944.05				
38230 - CC Records Preservation	\$107,393.84	\$1,080.83	\$0.00	\$108,474.67				
38240 - CC-DC Specialty Court	\$141,893.63	\$6,683.91	-\$2,513.08	\$146,064.46				
38250 - CCSB41 Consolidated Rec Mgmt	\$98,928.03	\$9,625.00	-\$6,425.00	\$102,128.03				
38251 - CCSB41 Clerk of Court Account	\$198,725.77	\$19,755.07	-\$13,105.00	\$205,375.84				
38300 - Child Abuse Prevention Fund	\$1,021.72	\$67.70	-\$28.24	\$1,061.18				
38310 - Family Protection Fund	\$0.50	\$0.00	\$0.00	\$0.50				
38320 - DC Records Management	\$48,952.78	\$2,689.70	-\$1,018.84	\$50,623.64				
38330 - DC Records Archive	\$41,725.04	\$347.23	-\$11.04	\$42,061.23				
38340 - DC Records Preservation	\$19,840.56	\$286.59	-\$22.08	\$20,105.07				
38350 - DC Records Technology	\$35,928.22	\$287.19	\$0.00	\$36,215.41				
38360 - DCSB41 Consolidated Rec Mgmt	\$268,156.24	\$29,196.28	-\$17,713.14	\$279,639.38				
38361 - DCSB41 Clerk of Court Account	\$438,577.74	\$44,196.90	-\$26,643.45	\$456,131.19				
38400 - Justice Court Bldg Security	\$132,951.15	\$33,469.56	-\$54,285.48	\$112,135.23				
38410 - Justice Court Technology Fund	\$660,392.29	\$13,020.62	-\$3,555.75	\$669,857.16				
38420 - JPSB41 Support Fund	\$490,965.47	\$40,850.00	-\$19,362.50	\$512,452.97				
38500 - Courthouse Security	\$757,243.83	\$73,362.49	-\$96,962.77	\$733,643.55				
38501 - Courthouse Altny Access Card	\$9,774.13	\$1,379.69	-\$1,000.00	\$10,153.82				
38510 - SB41 Court Facility Fee Fund	\$243,337.59	\$24,793.16	-\$15,442.08	\$252,688.67				
38511 - SB41 County Jury Fund	\$121,658.82	\$12,402.10	-\$7,721.05	\$126,339.87				
38512 - SB41 Language Access Fund	\$95,935.01	\$8,685.37	-\$4,668.52	\$99,951.86				
38513 - SB41 Guardianship Fund	\$22,253.86	\$2,470.00	-\$1,590.00	\$23,133.86				
38514 - SB41 Court Report Service Fund	\$304,140.85	\$31,005.24	-\$19,302.62	\$315,843.47				
38515 - SB41 Appellate Judicial System	\$60,905.19	\$6,200.00	-\$3,860.00	\$63,245.19				
38516 - SB41 Judicial Edu and Support	\$10,836.93	\$1,205.00	-\$775.00	\$11,266.93				
38600 - LEOSE	\$44,469.92	\$28,834.32	-\$1,449.51	\$71,854.73				
38710 - D A Hot Check Collection	\$7,617.20	\$290.00	-\$147.58	\$7,759.62				
38720 - D A Supplemental	\$12,020.56	\$26.59	-\$8,698.00	\$3,349.15				
38730 - D A Forfeiture, CCP Chapter 59	\$227,789.12	\$8,994.95	-\$1,127.03	\$235,657.04				
38750 - Pretrial Diversion	\$168,888.94	\$77,011.95	-\$67,880.20	\$178,020.69				
38810 - Voter Registration	-\$3,136.83	\$0.00	\$0.00	-\$3,136.83				
38820 - Special Inv_Dealer Escrow-Tax	\$153,144.69	\$3,294.93	-\$447.40	\$155,992.22	\$33,727.52	\$152.24	\$0.00	\$33,879.76
38830 - Scofflaw Fees, TTC Sect 502.01	\$2,054.36	\$16.41	\$0.00	\$2,070.77				
38910 - Election Services Contract	\$336,913.52	\$2,690.81	-\$107.78	\$339,496.55				
38920 - Elections - HAVA Equip. Rental	\$1,004,529.44	\$8,025.39	\$0.00	\$1,012,554.83				
39020 - Constable Pct 2 Forfeiture	\$2,726.57	\$21.78	\$0.00	\$2,748.35				
39040 - Constable Pct 4 Forfeiture	\$2,197.38	\$17.56	\$0.00	\$2,214.94				
39100 - Sheriff Contraband Forfeiture	\$208,081.16	\$851.19	-\$101,539.09	\$107,393.26				
39110 - Braz Cnty Narcotics Task Force	\$1,483,623.60	\$16,602.55	-\$14,791.03	\$1,485,435.12				
39120 - Sheriff Commissary Fund	\$1,034,925.20	\$206,428.15	-\$319,520.37	\$921,832.98				
39130 - Sheriff-Federal Forfeiture	\$434,279.58	\$59,720.34	-\$29,670.06	\$464,329.86				
39200 - Juvenile Case Manager Fund	\$25,895.65	\$34.34	-\$18.40	\$25,911.59				
39210 - Bond & Occupational LSF	\$87,744.53	\$10,207.75	-\$15,644.43	\$82,307.85				
39300 - Reliant Energy CARE Program	\$8,852.90	\$0.00	-\$1,408.35	\$7,444.55				
39305 - Direct Energy N2N	\$8,992.60	\$0.00	-\$745.03	\$8,247.57				
39310 - UnitedWay-Emergency Assistance	\$0.04	\$0.00	\$0.00	\$0.04				
39390 - SETH-SE TX Housing Fln. Corp.	\$205.30	\$1.64	\$0.00	\$206.94				
39410 - Library-Special Projects	\$290,028.62	\$7,131.00	-\$578.63	\$296,580.99				
39420 - Tocker Foundation Grant								
39500 - SEP-Wastewater-EnvHlth-TCEQ	-\$9,274.94	\$0.00	\$0.00	-\$9,274.94				
39615 - TPW Foundation-Grt TX Birding								
39620 - Shoreline Rest. Task Force	\$34,541.23	\$275.96	\$0.00	\$34,817.19				
39630 - 2006 GoM Energy Security Act	\$3,142,906.59	\$33,171.55	-\$17,609.43	\$3,158,468.71				
39700 - Lateral Road Fund								
39710 - Road & Bridge, Ch 152, Tx Code								
39720 - Special Projects								
39764 - Riverside Est Spcl Assmt	\$22,656.39	\$1,931.72	\$0.00	\$24,588.11				
39766 - Twin Lakes Assmt	-\$363,962.27	\$0.00	\$0.00	-\$363,962.27				
39768 - Old Coffee Plantation Sp Asses	-\$193,584.02	\$0.00	\$0.00	-\$193,584.02				
39769 - Lindell-Hudspeth Dr Spec Asses	-\$27,039.07	\$0.00	\$0.00	-\$27,039.07				
39770 - Lindell-Frio Dr Spec Asses	-\$27,038.07	\$0.00	\$0.00	-\$27,038.07				
39771 - Lindell-Donley Dr Spec Asses	-\$27,038.06	\$0.00	\$0.00	-\$27,038.06				
39772 - Pinetree Trail Rd Spec Asses	-\$21,227.00	\$0.00	\$0.00	-\$21,227.00				
39774 - Forest Loop Special Assessment	-\$35,589.70	\$0.00	-\$10,340.00	-\$45,929.70				
39775 - River Road (CR31a) Spec Assess	-\$35,631.79	\$0.00	-\$2,340.00	-\$37,971.79				
39776 - Mustang Spur Spec Assess	-\$27,570.85	\$0.00	\$0.00	-\$27,570.85				
39777 - Jasper Special Assessment	-\$9,272.30	\$0.00	\$0.00	-\$9,272.30				
39778 - River Road Special Assessment								
39779 - Forest Loop Road Special Asses	\$21,350.34	\$0.00	\$0.00	\$21,350.34				
39800 - Law Library	\$66,685.23	\$53,831.14	-\$59,298.80	\$61,217.57	\$126,954.98	\$573.21	\$0.00	\$127,528.19
39900 - Mosquito Control District	\$1,607,850.30	\$143,897.88	-\$211,670.46	\$1,540,077.72	\$416,461.55	\$1,880.35	\$0.00	\$418,341.90
40000 - 2012 Gen Oblig Rfd (2003 CO)								
41000 - 2016 Limited Tax Rfd (2006 CO)	\$554,533.56	\$20,843.38	\$0.00	\$575,376.94	\$525,781.06	\$2,373.88	\$0.00	\$528,154.94

Fund	Cash				Investments			
	Opening GL Balance	GL Debit	GL Credit	GL Ending Balance	Opening GL Balance	GL Debit	GL Credit	GL Ending Balance
42000 - 2021 Gen Oblig Rfd (2012 CO)	\$167,506.15	\$31,302.11	\$0.00	\$198,808.26				
42100 - 2018 Cert of Oblig-I,S	\$532,095.74	\$14,303.92	\$0.00	\$546,399.66				
42200 - 2021 CO-Courthouse Campus I,S	\$3,325,400.79	\$64,807.53	\$0.00	\$3,390,208.32				
44000 - Toll Road-SH288-I&S	\$927,738.22	\$469,753.64	-\$1,625,756.06	-\$228,264.20				
45000 - Road Bonds-Mobility-I,S	\$2,300,279.44	\$70,123.13	-\$3,900.00	\$2,366,502.57	\$945,115.31	\$4,267.19	\$0.00	\$949,382.50
51000 - 2006 Certificate of Obligation								
52000 - 2012 Cert of Oblig,C,M								
52100 - 2018 Cert of Oblig,C,M	\$2,387,563.40	\$19,074.72	\$0.00	\$2,406,638.12				
52200 - 2021 CO-Courthouse Campus C,M	-\$16,931,254.98	\$12,000.00	-\$3,920,504.13	-\$20,839,759.11	\$16,873,816.70	\$78,277.07	\$0.00	\$16,952,093.77
52201 - 2022 EOC State Allocation	\$254,969.73	\$2,037.00	\$0.00	\$257,006.73				
54000 - Toll Road-SH288-C & M	\$694,403.79	\$2,238.63	\$0.00	\$696,642.42	\$2,050,845.83	\$9,330.55	\$0.00	\$2,060,176.38
55000 - Mobility Plan								
57200 - Ring of Honor	\$59,742.10	\$477.29	\$0.00	\$60,219.39				
60500 - Airport Operating	-\$2,305,268.35	\$608,424.38	-\$588,039.06	-\$2,284,883.03				
61000 - BCTRA O&M SH288	\$8,653,974.71	\$1,338,537.04	-\$381,402.65	\$9,611,109.10	\$23,171,595.67	\$106,066.93	\$0.00	\$23,277,662.60
64000 - BCTRA FM518 PEDC-SH288	\$303,605.19	\$130.64	\$0.00	\$303,735.83				
64100 - BCTRA Contributions-SH288								
64200 - BCTRA FM518 TXDOT-SH288	-\$22,394.52	\$0.00	\$0.00	-\$22,394.52				
64510 - BCTRA Preliminary-288 Extn	-\$1,699,435.72	\$0.00	-\$117,005.57	-\$1,816,441.29				
71000 - Health Care Benefits	\$1,799,845.02	\$1,845,779.80	-\$2,393,080.72	\$1,252,544.10	\$7,551,408.50	\$34,094.59	\$0.00	\$7,585,503.09
72000 - Employee Health Clinic	\$97,501.01	\$62,579.14	-\$75,688.40	\$84,391.75				
73000 - Insurance Reserve	\$387,498.32	\$13,133.34	-\$21,072.44	\$379,559.22	\$662,096.94	\$2,989.34	\$0.00	\$665,086.28
81000 - B Cnty Groundwatr Conserv Dist	\$2,186,362.49	\$202,269.68	-\$73,821.97	\$2,314,810.20				
81100 - Braz Cnty Toll Road Authority								
81500 - CSCD DP6 - SUD Program	-\$111,883.58	\$106,940.61	-\$100,677.03	-\$105,620.00				
81600 - CSCD-TAIP Treatment Alter.	\$10,956.00	\$48,098.00	-\$33,884.00	\$25,170.00				
81700 - CSCD DP17 - MHealth Caseloads	-\$9,798.77	\$66,037.64	-\$49,907.82	\$6,331.05				
81800 - CSCD Basic Supervision Prog	\$728,806.11	\$1,485,529.63	-\$1,237,512.76	\$976,822.98				
81850 - CSCD-Evidence Based Assessment								
81900 - CSCD CC4 - High Risk Program	\$97,128.88	\$200,450.57	-\$121,997.93	\$175,581.52				
82000 - CSCD-Comm Corr-Life								
82100 - CSCD CCS- Sex Offender Program	\$3,824.66	\$87,356.53	-\$63,221.87	\$27,959.32				
82200 - CSCD-Comm Corr-Substance Abuse								
82300 - CSCD DP4 - High Risk Program	-\$2,691.02	\$70,651.31	-\$51,463.03	\$16,497.26				
82400 - CSCD-New Caseload Reduction-DP								
82500 - CSCD DP30 - SUD Trt Pgm	\$15,612.75	\$202,608.56	-\$143,339.96	\$74,881.35				
82600 - CSCD-Mental Health Treatment	-\$22,363.50	\$7,614.00	-\$3,807.00	-\$18,556.50				
88000 - Trust & Agency								
88200 - Brazos Mall								
88300 - SH288 @ CR 56 Overpass								
89000 - Historical Commission	\$1,590.82	\$12.71	\$0.00	\$1,603.53	\$15,544.93	\$70.11	\$0.00	\$15,615.04
92000 - General Long-Term Debt-CONV								

Brazoria County Portfolio Report for March 2024

Current Date: 3/31/2024																
Fund	Descr	Type	CUSIP	Coupon	Settle Date	Maturity Date	Next Call Date	Par Value	Purch Price	Purch Cost	Book Value	Mkt Price	Mkt Value	Days to Mat	YTM	Interest Earned
10000	FHLB		Agency 3130ALRH9	0.400	04/12/21	04/12/24	04/12/24	2,000,000.00	100.00	2,000,000.00	2,000,000.00	0.9980	1,996,000.00	12	0.400	
10000	FHLB		Agency 3130AMNDO	0.430	06/17/21	06/17/24	06/17/24	2,000,000.00	100.00	2,000,000.00	2,000,000.00	0.9891	1,978,200.00	78	0.430	
10000	FHLB		Agency 3130APAW5	0.550	10/08/21	10/08/24	10/08/24	2,000,000.00	100.00	2,000,000.00	2,000,000.00	0.9752	1,950,400.00	191	0.550	
10000	FHLB		Agency 3130APB20	0.600	10/22/21	10/22/24	10/22/24	2,000,000.00	100.00	2,000,000.00	2,000,000.00	0.9738	1,947,600.00	205	0.600	
10000	FHLB		Agency 3130AP189	0.700	10/28/21	10/28/24	10/28/24	2,000,000.00	100.00	2,000,000.00	2,000,000.00	0.9736	1,947,200.00	211	0.700	
10000	FHLB		Agency 3130AQWM1	1.800	02/28/22	02/27/25	02/27/25	2,000,000.00	100.00	2,000,000.00	2,000,000.00	0.9707	1,941,400.00	333	1.800	
10000	FHLB		Agency 3130AVLB6	5.000	04/10/23	10/10/24	10/10/23	2,000,000.00	100.00	2,000,000.00	2,000,000.00	0.9978	1,995,600.00	193	5.000	
10000	FHLB		Agency 3130AXM14	5.550	10/30/23	10/30/26	10/30/24	2,000,000.00	100.00	2,000,000.00	2,000,000.00	1.0010	2,002,000.00	943	5.550	
10000	FHLB		Agency 3130AXBD9	5.520	09/25/23	09/25/26	09/25/24	2,000,000.00	100.00	2,000,000.00	2,000,000.00	0.9999	2,002,000.00	908	5.520	
10000	FNMA		Agency 3135GAQL8	5.200	03/25/24	03/25/27	03/25/25	2,000,000.00	100.00	2,000,000.00	2,000,000.00	0.99909	1,998,180.00	1089	5.200	
10000	FHLB		Agency 3130B0AP4	5.230	03/05/24	03/04/26	12/04/24	2,000,000.00	100.00	2,000,000.00	2,000,000.00	0.9992	1,998,400.00	703	5.230	
10000	FHLB		Agency 3130B0519	5.050	02/23/24	02/20/26	02/20/25	2,000,000.00	100.00	2,000,000.00	2,000,000.00	1.0047	2,009,400.00	691	5.050	
10000	FNMA		Agency 3135GAMC2	5.200	01/25/24	01/25/27	10/25/24	2,000,000.00	100.00	2,000,000.00	2,000,000.00	0.9962	1,992,360.00	1030	5.200	55,200.00
Matured or Called Investments:																
10000	FHLB		Agency 3130ALKM5	0.350	03/15/21	03/15/24	03/15/24	2,000,000.00	100.00	2,000,000.00	2,000,000.00			-16	0.350	3,500.00
10000	FHLB		Agency 3130ALLM4	0.350	03/29/21	03/28/24	03/28/24	2,000,000.00	100.00	2,000,000.00	2,000,000.00			-3	0.350	3,500.00
997	TexPool	LGIP		5.325				\$ 171,036,176.11	100.00	\$ 171,036,176.11	\$ 171,036,176.11	100.00	\$ 171,036,176.11	1	5.325	\$ 801,476.33
998	Texas Class	LGIP		5.465				\$ 53,154,269.89	100.00	\$ 53,154,269.89	\$ 53,154,269.89	100.00	\$ 53,154,269.89	1	5.465	\$ 245,442.25
999	Depository	Cash		3.190				\$ 38,986,501.45	100.00	\$ 38,986,501.45	\$ 38,986,501.45	100.00	\$ 38,986,501.45	1	3.190	\$ 110,119.39
													\$ 287,176,947.45	\$ 287,176,947.45	\$ 286,943,327.45	\$ 1,219,237.97

This report is presented in accordance with the Texas Government Code Title 10 Section 2256.023 and complies with the Investment Strategy of Brazoria County's Investment Policy and I certify that to the best of my knowledge the above is true and correct.

Angela Dees, CIO
Brazoria County Treasurer

Monthly Interest Earned for Fiscal Year 2024

	Oct	Nov	Dec	1st Qtr	Jan	Feb	Mar	2nd Qtr	April	May	June	3rd Qtr	July	August	Sept	4th Qtr	Annual Earned
BANK	97,131.44	103,322.07	145,296.27	345,749.78	117,219.41	108,196.99	110,119.39	335,535.79				-				-	681,285.57
TEXPOOL	538,860.14	483,335.16	827,934.04	1,850,129.34	740,104.89	747,651.41	801,476.33	2,289,212.63				-				-	4,139,341.97
Texas Class	291,481.16	248,188.74	247,645.37	787,315.27	246,571.29	229,386.25	245,442.25	721,399.79				-				-	1,508,715.06
Agencies	75,200.00	-	4,300.00	79,500.00	53,750.00	54,500.00	62,200.00	170,450.00				-				-	249,950.00
Total Per Month	1,002,672.74	834,845.97	1,225,175.68	3,062,694.39	1,157,645.59	1,139,714.65	1,219,237.97	3,516,598.21	-	-	-	-	-	-	-	-	6,579,292.60

I certify that to the best of my knowledge the above is true and correct.



Angela Dees, CIO
Brazoria County Treasurer

