



Brazoria County Crime Laboratory BAC Batch Review Checklist

Batch Name:	BAC_20240416_KB	Analyst Review	Technical Review
BAC Summary	Verify batch name, instrument, analyst, UM%, and QC targets	✓	✓
	Verify Cal 1 obtained values and IS area counts	✓	✓
	Verify IS of all QCs and samples fall within acceptable area count range	✓	✓
BAC Batch Information	IS/calibrators/QCs lot numbers, expiration dates, and inventory numbers listed	✓	✓
	Confirm standards and/or reagents made in-house are verified	✓	✓
	Pipette(s) listed	✓	✓
Sequence(s)	Verify date is consistent with batch date	✓	✓
	Verify method used for all samples is correct, and all pages accounted for	✓	✓
	Reviewer verified, initialed, and dated sequence	✓	✓
Method	Verify correct method is included, and all pages accounted for	✓	✓
Performance Check	Verify air blank and PC are acceptable	✓	✓
Calibration Table & Curve	Verify date is consistent with calibration date, and all pages accounted for	✓	✓
	Verify R ² values are acceptable for ethanol	✓	✓
Data	Verify calibrator area counts listed in the calibration table for ethanol	✓	✓
	Verify chromatography, retention time, and symmetry values are acceptable for ethanol	✓	✓
	Verify calibrators and QCs are within acceptable range for ethanol	✓	✓
	Verify all cases listed on BAC summary have data	✓	✓
	Verify barcodes match	✓	✓
Ethanol Confirmation Worksheet(s)	Verify aliquot values against data for all case samples	✓	✓
	Verify Reported Result and UM for all case samples	✓	✓
JTrax	Verify Reported Result and Reported UM against BAC Confirmation Worksheet(s) for all case samples	✓	✓
Verify QCs were added to QC log		✓	✓
All comments and/or strikethroughs, if any, initialed		✓	✓
All printed pages initialed		✓	✓
Total number of pages		119	✓

Analyst Review

Signature: Kayla M. Baylor Digitally signed by Kayla M. Baylor
Date: 2024.05.10 10:58:13 -05'00'

Date: 5/10/2024

Technical Review

Signature: Melissa Henry Digitally signed by Melissa Henry
Date: 2024.05.10 12:22:20 -05'00'

Date: 5/10/2024



Batch Name: BAC_20240416_KB

Technical Review Notes

N/A -- 5/7/2024 mh

BAC Summary Worksheet

Batch Name:	BAC_20240416_KB
Instrument:	BAC-1
Analyst:	Kayla M. Baylor
UM%:	14.39
Units:	g/100 mL (unless otherwise stated)



		FID1	FID2
Average Calibrator IS Area Counts		271.3543	254.1313
Acceptance Range	Min	244.2189	228.7182
	Max	298.4897	279.5444

Calibrators	Ethanol Obtained Value		Ethanol Average	% Difference			IS Area Counts	
	FID1	FID2		Average & Target	FID1 & Average	FID2 & Average	FID1	FID2
0.010 g/100mL Calibrator	0.0102	0.0103	0.0102	2.00	0.00	0.98	273.3214	256.3289
0.025 g/100mL Calibrator	0.0248	0.0249	0.0248	-0.80	0.00	0.40	271.3322	254.1993
0.050 g/100mL Calibrator	0.0496	0.0494	0.0495	-1.00	0.20	-0.20	270.2583	253.2282
0.100 g/100mL Calibrator	0.0989	0.0987	0.0988	-1.20	0.10	-0.10	273.0299	255.5384
0.200 g/100mL Calibrator	0.1994	0.1992	0.1993	-0.35	0.05	-0.05	265.6776	248.7523
0.400 g/100mL Calibrator	0.3998	0.4000	0.3999	-0.03	-0.03	0.03	273.2569	255.7675
0.500 g/100mL Calibrator	0.5022	0.5026	0.5024	0.48	-0.04	0.04	272.6039	255.1044

Calibrators	Level	Target	Acceptance Range	
		Min	Max	
	Level 1	0.0100	0.0090	0.0110
	Level 2	0.0250	0.0225	0.0275
	Level 3	0.0500	0.0450	0.0550
	Level 4	0.1000	0.0950	0.1050
	Level 5	0.2000	0.1900	0.2100
	Level 6	0.4000	0.3800	0.4200
	Level 7	0.5000	0.4750	0.5250

Controls	Ethanol Obtained Value		Ethanol Average	% Difference			IS Area Counts	
	FID1	FID2		Average & Target	FID1 & Average	FID2 & Average	FID1	FID2
Negative	0.0000	0.0000	0.0000	-	-	-	271.4571	253.7587
High QC	0.4017	0.4022	0.4019	0.47	-0.05	0.07	268.5994	251.1487
Low QC	0.0747	0.0746	0.0746	-4.11	0.13	0.00	269.6171	251.8252
Blood QC A	0.0736	0.0735	0.0735	-5.53	0.14	0.00	268.7253	251.1000
Blood QC B	0.1964	0.1978	0.1971	-0.25	-0.36	0.36	256.1016	238.0792
Blood QC A	0.0788	0.0787	0.0787	1.16	0.13	0.00	256.8873	238.8947
Blood QC B	0.1990	0.1997	0.1993	0.86	-0.15	0.20	267.8918	249.0783
Blood QC B	0.2026	0.2037	0.2031	2.78	-0.25	0.30	245.4739	227.8458
Blood QC A	0.0770	0.0766	0.0768	-1.29	0.26	-0.26	255.9946	238.3910
High QC	0.4168	0.4194	0.4181	4.53	-0.31	0.31	254.7488	236.9272
Low QC	0.0793	0.0790	0.0791	1.67	0.25	-0.13	246.7312	229.5865
DI Water	0.0000	0.0000	0.0000	-	-	-	256.1213	238.3523

Controls	Control	Target	Acceptance Range	
		Min	Max	
	High QC	0.4000	0.3800	0.4200
	Low QC	0.0778	0.0739	0.0817
	Blood QC A	0.0778	0.0739	0.0817
	Blood QC B	0.1976	0.1877	0.2075

Lab Number	Lab Number	Ethanol Obtained Value Alq1		Ethanol Obtained Value Alq2		Result	UM KB 5/3/2024	% Difference FID & Average				IS Area Counts Alq1		IS Area Counts Alq2	
		FID1	FID2	FID1	FID2			Alq1 FID1	Alq1 FID2	Alq2 FID1	Alq2 FID2	FID1	FID2	FID1	FID2
1	BCCL-21-1676 001	0.1490	0.1492	0.1622	0.1622	0.155	0.022	-4.27	-4.14	4.21	4.21	259.9462	242.6660	263.7047	245.6227
2	BCCL-23-2013 001	0.1157	0.1154	0.1193	0.1194	0.117	0.01	-1.49	-1.75	1.58	1.66	259.3717	242.2526	257.0836	239.0934
3	BCCL-23-2040 001	0.2364	0.2370	0.2385	0.2390	0.237	0.34	-0.56	-0.30	0.33	0.54	268.2254	250.3474	262.5864	244.4482
4	BCCL-23-2059 003	0.1156	0.1159	0.1177	0.1176	0.116	0.017	-0.94	-0.69	0.86	0.77	267.0359	249.0741	257.3528	239.4445
5	BCCL-23-2064 001	0.1766	0.1767	0.1802	0.1806	0.178	0.026	-1.08	-1.02	0.94	1.16	268.1414	250.0428	265.0954	246.6221
6	BCCL-23-2078 001	0.1843	0.1846	0.1820	0.1822	0.183	0.026	0.56	0.72	-0.70	-0.59	265.3432	247.4564	255.2884	237.5801
7	BCCL-23-2104 001	0.1881	0.1882	0.1948	0.1951	0.191	0.027	-1.80	-1.75	1.70	1.85	267.9579	249.9818	253.4758	235.6775
8	BCCL-23-2115 001	0.2520	0.2527	0.2593	0.2601	0.256	0.037	-1.57	-1.30	1.28	1.59	256.7795	239.3079	263.9706	245.9104
9	BCCL-24-0388 004	0.0690	0.0688	0.0718	0.0718	0.070	0.010	-1.92	-2.20	2.06	2.06	267.3426	248.9454	263.1147	244.4593
10	BCCL-24-0433 001	0.1461	0.1461	0.1513	0.1514	0.148	0.021	-1.77	-1.77	1.73	1.80	256.1118	238.3999	247.5631	230.2849
11	BCCL-24-0595 001	0.1369	0.1369	0.1422	0.1424	0.139	0.020	-1.93	-1.93	1.86	2.01	264.7606	246.6763	249.4402	232.1081
12	BCCL-24-0596 001	0.1130	0.1133	0.1132	0.1131	0.113	0.016	-0.13	0.13	0.04	-0.04	259.9388	242.2369	256.1658	238.3555
13	BCCL-24-0597 001	0.1516	0.1516	0.1510	0.1513	0.151	0.022	0.15	0.15	-0.25	-0.05	263.4685	245.5801	251.8163	234.3081
14	BCCL-24-0608 001	0.2560	0.2570	0.2519	0.2529	0.254	0.037	0.61	1.00	-1.00	-0.61	266.9617	248.8426	267.7421	249.3446
15	BCCL-24-0610 001	0.1635	0.1637	0.1572	0.1579	0.160	0.023	1.82	1.95	-2.10	-1.67	258.2544	240.4013	263.0851	244.8837
16	BCCL-24-0620 001_001	0.0972	0.0971	0.0975	0.0974	0.097	0.014	-0.10	-0.21	0.21	0.10	259.8789	242.0820	258.8420	240.8713
17	BCCL-24-0622 001	0.2131	0.2132	0.2110	0.2118	0.212	0.031	0.39	0.44	-0.60	-0.22	263.1669	245.3509	259.7994	241.8121
18	BCCL-24-0623 001	0.1247	0.1245	0.1267	0.1265	0.125	0.018	-0.72	-0.88	0.88	0.72	264.8288	246.9490	261.8937	244.0124
19	BCCL-24-0624 001	0.2437	0.2439	0.2511	0.2519	0.247	0.036	-1.59	-1.51	1.39	1.72	257.5627	240.1283	247.8239	230.6048
20	BCCL-24-0625 001	0.2109	0.2117	0.2151	0.2157	0.213	0.031	-1.15	-0.77	0.82	1.10	252.1803	235.0589	258.2600	240.7333

Blood QC A failed to meet acceptance criteria, outside 5% of target, cases bracketed by this control will be repeated -KB 5/3/2024

Blood QC B FID 2 area count outside 10% of the calibrators average area count, area counts for cases must be within 10% of the average area of the calibrators but there is no area count acceptance criteria for controls so this batch is deemed acceptable - KB 5/3/2024

Kayla M. Baylor Digitally signed by Kayla M. Baylor
 Date: 2024.05.03 12:42:48 -05'00'



Brazoria County Crime Lab BAC Batch Information

Batch Name: BAC-20240416-KB Analyst: Kayla M. Baylor Instrument: BAC-1

	Lot:	Expiration:	Inventory Number:
Cal 1	<u>FN12272261</u>	<u>2/29/2028</u>	<u>5-23-5008G</u>
Cal 2	<u>FN03122112</u>	<u>3/31/2026</u>	<u>5-23-5002I</u>
Cal 3	<u>FN03172301</u>	<u>3/31/2028</u>	<u>5-23-5010B</u>
Cal 4	<u>FN03072301</u>	<u>3/31/2028</u>	<u>5-23-5011B</u>
Cal 5	<u>FN03132302</u>	<u>3/31/2028</u>	<u>5-23-5012A</u>
Cal 6	<u>FN03052102</u>	<u>3/31/2026</u>	<u>5-22-054H</u>
Cal 7	<u>FN06262004</u>	<u>7/31/2025</u>	<u>5-23-5014C</u>
High QC	<u>30012020-A</u>	<u>1/31/2025</u>	<u>5-23-5006N</u>
Low QC	<u>SRM # 2893A</u>	<u>RT: 1/9/2029</u>	<u>5-24-5000D</u>
Blood QC A	<u>2101199</u>	<u>2/28/2025</u>	<u>5-22-031D</u>
Blood QC B	<u>2110181</u>	<u>3/31/2026</u>	<u>5-23-5000E</u>
Internal Standard	<u>N/A</u>	<u>4/18/2024</u>	<u>R-23-5004</u>
Pipette(s)	<u>5053, 205L</u>		

Comments:

Blood QC A lot #2401241 exp: 2/28/2028 (inventory # ~~5-24-5002A~~^{5002A}) and
 KB 4/30/2024
 Blood QC B lot # 2302120 exp: 5/31/2027 (inventory # 5-24-5003A) were
 run to determine target concentration -KB 4/30/2024
 Low QC lot # 517757 exp: 6/21/2025 (inventory # 5-24-5001A) run to
 verify concentration -KB 4/30/2024

KB

BAC_20240416-KB

BCCL ANALYTICAL WORKLIST

ANALYST: Kayla Baylor






Worklist ID: 46TMK00VR549FM

Case #	Evid #	Evid Type	Service
BCCL-21-1676	001	Blood	Alcohol
BCCL-21-1676	002	Blood	Alcohol KB 4/16/2024
BCCL-23-2013	001	Blood	Alcohol
BCCL-23-2040	001	Blood	Alcohol
BCCL-23-2059	003	Blood	Alcohol
BCCL-23-2064	001	Blood	Alcohol
BCCL-23-2078	001	Blood	Alcohol
BCCL-23-2104	001	Blood	Alcohol
BCCL-23-2115	001	Blood	Alcohol
BCCL-24-0388	004	Blood	Alcohol
BCCL-24-0388	005	Blood	Alcohol KB 4/16/2024
BCCL-24-0433	001	Blood	Alcohol
BCCL-24-0433	002	Blood	Alcohol KB 4/16/2024
BCCL-24-0595	001	Blood	Alcohol
BCCL-24-0596	001	Blood	Alcohol

KB

~~KB~~ BAC-20240416-KB

Case # 4/16/2024

Case #	Evid #	Evid Type	Service
BCCL-24-0597 	001	Blood	Alcohol
BCCL-24-0608 	001	Blood	Alcohol
BCCL-24-0610 	001	Blood	Alcohol
BCCL-24-0620 	001_001	Blood	Alcohol
BCCL-24-0622 	001	Blood	Alcohol
BCCL-24-0623 	001	Blood	Alcohol
BCCL-24-0624 	001	Blood	Alcohol
BCCL-24-0625 	001	Blood	Alcohol

~~KB~~

SEQUENCE PARAMETERS

Sequence : C:\CHEM32\1\SEQUENCE\2024\BAC_20240416_KB.S
Operator : Kayla M. Baylor
Data File Naming : Auto
Data Directory : C:\Chem32\1\Data\
Data Subdirectory : 2024
Barcode Reader : used in Sequence
Barcode option : On barcode mismatch inject anyway
Shutdown Cmd/Macro : LOADMETHOD "C:\Chem32\1\methods\","shutdown.M"
Sequence Comment :
Part of Methods to run: According to Runtime Checklist
Update Master Method (Data Analysis parameters): No

*sequence verified
4/16/2024 mh*

SEQUENCE TABLE:
=====

Line : 1
Location : 1
Sample Information :
Sample Name : 0.010 g/100mL Cal (24-0861)
Method Name : BAC
Sample Type : Calibration

Calibration Level : 1
=====

Line : 2
Location : 2
Sample Information :
Sample Name : 0.025 g/100mL Cal (24-0862)
Method Name : BAC
Sample Type : Calibration

Calibration Level : 2
=====

Line : 3
Location : 3
Sample Information :
Sample Name : 0.050 g/100mL Cal (24-0863)
Method Name : BAC
Sample Type : Calibration

Calibration Level : 3
=====

Line : 4
Location : 4
Sample Information :
Sample Name : 0.100 g/100mL Cal (24-0864)
Method Name : BAC
Sample Type : Calibration

KB

Calibration Level : 4

=====
Line : 5
Location : 5
Sample Information :
Sample Name : 0.200 g/100mL Cal (24-0865)
Method Name : BAC
Sample Type : Calibration

Calibration Level : 5

=====
Line : 6
Location : 6
Sample Information :
Sample Name : 0.400 g/100mL Cal (24-0866)
Method Name : BAC
Sample Type : Calibration

Calibration Level : 6

=====
Line : 7
Location : 7
Sample Information :
Sample Name : 0.500 g/100mL Cal (24-0867)
Method Name : BAC
Sample Type : Calibration

Calibration Level : 7

=====
Line : 8
Location : 8
Sample Information :
Sample Name : Negative (24-0868)
Method Name : BAC
Sample Type : Sample

=====
Line : 9
Location : 9
Sample Information :
Sample Name : High QC (24-0869)
Method Name : BAC
Sample Type : Sample

=====
Line : 10
Location : 10
Sample Information :

KB

Sample Name : Low QC (24-0870)
Method Name : BAC
Sample Type : Sample

=====
Line : 11
Location : 11
Sample Information :
Sample Name : Blood QC A (24-0871)
Method Name : BAC
Sample Type : Sample

=====
Line : 12
Location : 12
Sample Information : Alq 1
Sample Name : BCCL-21-1676 001 (24-0872)
Method Name : BAC
Sample Type : Sample

=====
Line : 13
Location : 13
Sample Information : Alq 1
Sample Name : BCCL-23-2013 001 (24-0873)
Method Name : BAC
Sample Type : Sample

=====
Line : 14
Location : 14
Sample Information : Alq 1
Sample Name : BCCL-23-2040 001 (24-0874)
Method Name : BAC
Sample Type : Sample

=====
Line : 15
Location : 15
Sample Information : Alq 1
Sample Name : BCCL-23-2059 003 (24-0875)
Method Name : BAC
Sample Type : Sample

=====
Line : 16
Location : 16
Sample Information : Alq 1

Sample Name : BCCL-23-2064 001 (24-0876)
Method Name : BAC
Sample Type : Sample

=====
Line : 17
Location : 17
Sample Information : Alq 1
Sample Name : BCCL-23-2078 001 (24-0877)
Method Name : BAC
Sample Type : Sample

=====
Line : 18
Location : 18
Sample Information : Alq 1
Sample Name : BCCL-23-2104 001 (24-0878)
Method Name : BAC
Sample Type : Sample

=====
Line : 19
Location : 19
Sample Information : Alq 1
Sample Name : BCCL-23-2115 001 (24-0879)
Method Name : BAC
Sample Type : Sample

=====
Line : 20
Location : 20
Sample Information : Alq 1
Sample Name : BCCL-24-0388 004 (24-0880)
Method Name : BAC
Sample Type : Sample

=====
Line : 21
Location : 21
Sample Information : Alq 1
Sample Name : BCCL-24-0433 001 (24-0881)
Method Name : BAC
Sample Type : Sample

=====
Line : 22
Location : 22
Sample Information :

KB

Sample Name : Blood QC B (24-0882)
Method Name : BAC
Sample Type : Sample

=====
Line : 23
Location : 23
Sample Information : Alq 1
Sample Name : BCCL-24-0595 001 (24-0883)
Method Name : BAC
Sample Type : Sample

=====
Line : 24
Location : 24
Sample Information : Alq 1
Sample Name : BCCL-24-0596 001 (24-0884)
Method Name : BAC
Sample Type : Sample

=====
Line : 25
Location : 25
Sample Information : Alq 1
Sample Name : BCCL-24-0597 001 (24-0885)
Method Name : BAC
Sample Type : Sample

=====
Line : 26
Location : 26
Sample Information : Alq 1
Sample Name : BCCL-24-0608 001 (24-0886)
Method Name : BAC
Sample Type : Sample

=====
Line : 27
Location : 27
Sample Information : Alq 1
Sample Name : BCCL-24-0610 001 (24-0887)
Method Name : BAC
Sample Type : Sample

=====
Line : 28
Location : 28
Sample Information : Alq 1

KB

Sample Name : BCCL-24-0620 001_001 (24-0888)
Method Name : BAC
Sample Type : Sample

=====
Line : 29
Location : 29
Sample Information : Alq 1
Sample Name : BCCL-24-0622 001 (24-0889)
Method Name : BAC
Sample Type : Sample

=====
Line : 30
Location : 30
Sample Information : Alq 1
Sample Name : BCCL-24-0623 001 (24-0890)
Method Name : BAC
Sample Type : Sample

=====
Line : 31
Location : 31
Sample Information : Alq 1
Sample Name : BCCL-24-0624 001 (24-0891)
Method Name : BAC
Sample Type : Sample

=====
Line : 32
Location : 32
Sample Information : Alq 1
Sample Name : BCCL-24-0625 001 (24-0892)
Method Name : BAC
Sample Type : Sample

=====
Line : 33
Location : 33
Sample Information :
Sample Name : Blood QC A (24-0893)
Method Name : BAC
Sample Type : Sample

=====
Line : 34
Location : 34
Sample Information : Alq 2

Sample Name : BCCL-24-0625 001 (24-0894)
Method Name : BAC
Sample Type : Sample

=====
Line : 35
Location : 35
Sample Information : Alq 2
Sample Name : BCCL-24-0624 001 (24-0895)
Method Name : BAC
Sample Type : Sample

=====
Line : 36
Location : 36
Sample Information : Alq 2
Sample Name : BCCL-24-0623 001 (24-0896)
Method Name : BAC
Sample Type : Sample

=====
Line : 37
Location : 37
Sample Information : Alq 2
Sample Name : BCCL-24-0622 001 (24-0897)
Method Name : BAC
Sample Type : Sample

=====
Line : 38
Location : 38
Sample Information : Alq 2
Sample Name : BCCL-24-0620 001_001 (24-0898)
Method Name : BAC
Sample Type : Sample

=====
Line : 39
Location : 39
Sample Information : Alq 2
Sample Name : BCCL-24-0610 001 (24-0899)
Method Name : BAC
Sample Type : Sample

=====
Line : 40
Location : 40
Sample Information : Alq 2

KB

Sample Name : BCCL-24-0608 001 (24-0900)
Method Name : BAC
Sample Type : Sample

=====
Line : 41
Location : 41
Sample Information : Alq 2
Sample Name : BCCL-24-0597 001 (24-0901)
Method Name : BAC
Sample Type : Sample

=====
Line : 42
Location : 42
Sample Information : Alq 2
Sample Name : BCCL-24-0596 001 (24-0902)
Method Name : BAC
Sample Type : Sample

=====
Line : 43
Location : 43
Sample Information : Alq 2
Sample Name : BCCL-24-0595 001 (24-0903)
Method Name : BAC
Sample Type : Sample

=====
Line : 44
Location : 44
Sample Information :
Sample Name : Blood QC B (24-0904)
Method Name : BAC
Sample Type : Sample

=====
Line : 45
Location : 45
Sample Information : Alq 2
Sample Name : BCCL-24-0433 001 (24-0905)
Method Name : BAC
Sample Type : Sample

=====
Line : 46
Location : 46
Sample Information : Alq 2

KB

Sample Name : BCCL-24-0388 004 (24-0906)
Method Name : BAC
Sample Type : Sample

=====
Line : 47
Location : 47
Sample Information : Alq 2
Sample Name : BCCL-23-2115 001 (24-0907)
Method Name : BAC
Sample Type : Sample

=====
Line : 48
Location : 48
Sample Information : Alq 2
Sample Name : BCCL-23-2104 001 (24-0908)
Method Name : BAC
Sample Type : Sample

=====
Line : 49
Location : 49
Sample Information : Alq 2
Sample Name : BCCL-23-2078 001 (24-0909)
Method Name : BAC
Sample Type : Sample

=====
Line : 50
Location : 50
Sample Information : Alq 2
Sample Name : BCCL-23-2064 001 (24-0910)
Method Name : BAC
Sample Type : Sample

=====
Line : 51
Location : 51
Sample Information : Alq 2
Sample Name : BCCL-23-2059 003 (24-0911)
Method Name : BAC
Sample Type : Sample

=====
Line : 52
Location : 52
Sample Information : Alq 2

KB

Sample Name : BCCL-23-2040 001 (24-0912)
Method Name : BAC
Sample Type : Sample

=====
Line : 53
Location : 53
Sample Information : Alq 2
Sample Name : BCCL-23-2013 001 (24-0913)
Method Name : BAC
Sample Type : Sample

=====
Line : 54
Location : 54
Sample Information : Alq 2
Sample Name : BCCL-21-1676 001 (24-0914)
Method Name : BAC
Sample Type : Sample

=====
Line : 55
Location : 55
Sample Information :
Sample Name : Blood QC B (24-0940)
Method Name : BAC
Sample Type : Sample

=====
Line : 56
Location : 56
Sample Information : Alq 2
Sample Name : Blood A new (24-0949)
Method Name : BAC
Sample Type : Sample

=====
Line : 57
Location : 57
Sample Information : Alq 2
Sample Name : Blood A new (24-0948)
Method Name : BAC
Sample Type : Sample

=====
Line : 58
Location : 58
Sample Information : Alq 2

KB

Sample Name : Blood A new (24-0947)
Method Name : BAC
Sample Type : Sample

Line : 59
Location : 59
Sample Information : Alq 2
Sample Name : Blood A new (24-0946)
Method Name : BAC
Sample Type : Sample

Line : 60
Location : 60
Sample Information : Alq 2
Sample Name : Blood B new (24-0945)
Method Name : BAC
Sample Type : Sample

Line : 61
Location : 61
Sample Information : Alq 2
Sample Name : Blood B new (24-0944)
Method Name : BAC
Sample Type : Sample

Line : 62
Location : 62
Sample Information : Alq 2
Sample Name : Blood B new (24-0943)
Method Name : BAC
Sample Type : Sample

Line : 63
Location : 63
Sample Information : Alq 2
Sample Name : Blood B new (24-0942)
Method Name : BAC
Sample Type : Sample

Line : 64
Location : 64
Sample Information : Alq 2

KB

Sample Name : Low QC new (24-0941)
Method Name : BAC
Sample Type : Sample

=====
Line : 65
Location : 65
Sample Information :
Sample Name : Blood QC A (24-0915)
Method Name : BAC
Sample Type : Sample

=====
Line : 66
Location : 66
Sample Information :
Sample Name : High QC (24-0916)
Method Name : BAC
Sample Type : Sample

=====
Line : 67
Location : 67
Sample Information :
Sample Name : Low QC (24-0917)
Method Name : BAC
Sample Type : Sample

=====
Line : 68
Location : 68
Sample Information :
Sample Name : DI Water (24-0918)
Method Name : BAC
Sample Type : Sample

KB

Method Information

Method: C:\Chem32\1\Methods\BAC.M
Modified: 2/14/2024 at 8:32:23 AM

Run Time Checklist

Pre-Run Cmd/Macro: off
Data Acquisition: on
Standard Data Analysis: on
Customized Data Analysis: off
Save GLP Data: off
Post-Run Cmd/Macro: off
Save Method with Data: on

Injection Source and Location

Injection Source: HS 10.11.30.56
Injection Location: GC Front

=====
Agilent 7697A
=====

Agilent 7697A

Instrument Info

Address: 10.11.30.56
Serial Number: CN18320011
Firmware Revision: A.01.08

Instrument Settings

Vial Pressurization Gas: Helium
Loop Size (mL): 1
Keyboard Lock: ON
Transfer Line Type: Fused Silica
Transfer Line Diameter (mm): 0.53

System Configuration

Carrier Control: GC Instrument

Resource Conservation

Vial Standby Flow (mL/min): 20

Temperature Settings:

Oven Temperature (°C): 70
Loop Temperature (°C): 70
Transfer Line Temperature (°C): 90

Timing Settings:

Vial Equilibration (min): 7.00
Injection Duration (min): 0.50
GC Cycle Time (min): 4.50

Vial and Loop Settings:

Vial Size: 20
Vial Shaking: OFF
Fill Mode: Default
Fill Pressure (psi): 10
Loop Fill Mode: Custom
Loop Ramp Rate (psi/min): 30
Loop Final Pressure (psi): 1
Loop Equilibration Time: 0.05

Carrier Settings:

Carrier Control Mode: GC controls Carrier

Advanced Settings:

Extraction Mode: Single Extraction
Vent After Extraction: ON
Post Injection Purge: 200 mL/min for 3 min
Acceptable Leak Check: Default, 0.2mL/min
Barcode Symbology: Enable All
Barcode Checksum: OFF

=====
Agilent 7890A
=====

GC

GC Summary

Run Time 4 min
Post Run Time 0 min

Oven

Equilibration Time 3 min
Max Temperature 260 °C
Maximum Temperature Override Disabled
Slow Fan Disabled
Temperature
Setpoint On
(Initial) 40 °C
Hold Time 4 min
Post Run 50 °C

Front SS Inlet He

Mode Split
Heater On 110 °C
Pressure On 24 psi
Total Flow On 79.947 mL/min
Septum Purge Flow On 3 mL/min
Gas Saver Off
Split Ratio 10 :1
Split Flow 69.952 mL/min

Column

Column Outlet Pressure 0 psi
Column #1
Column Information Agilent 123-9134
DB-ALC1
Temperature Range -60 °C-260 °C (260 °C)
Dimensions 30 m x 320 µm x 1.8 µm
In Front SS Inlet He
Out Front Detector FID
(Initial) 40 °C
Pressure 24 psi
Flow 6.9952 mL/min
Average Velocity 80.325 cm/sec
Holdup Time 0.62247 min
Pressure
Setpoint On
(Initial) 24 psi
Post Run 9.4366 psi

Column #2

Column Information Agilent 123-9234
DB-ALC2
Temperature Range -60 °C-260 °C (260 °C)

Dimensions	30 m x 320 µm x 1.2 µm
In	Front SS Inlet He
Out	Back Detector FID
(Initial)	40 °C
Pressure	24 psi
Flow	7.1019 mL/min
Average Velocity	80.935 cm/sec
Holdup Time	0.61778 min
Pressure	
Setpoint	On
(Initial)	24 psi
Post Run	9.4366 psi

Front Detector FID

Makeup	N2
Heater	On 250 °C
H2 Flow	On 30 mL/min
Air Flow	On 400 mL/min
Makeup Flow	On 25 mL/min
Carrier Gas Flow Correction	Does not affect Makeup or Fuel Flow
Flame	On

Back Detector FID

Makeup	N2
Column Compensation	Signal is modified by Column Compensation Curve #2
Heater	On 250 °C
H2 Flow	On 30 mL/min
Air Flow	On 400 mL/min
Makeup Flow	On 25 mL/min
Carrier Gas Flow Correction	Does not affect Makeup or Fuel Flow
Flame	On

Aux EPC 1,2,3

Aux EPC 1 He	***Excluded from Affecting GC's Readiness State***
Pressure	
Setpoint	Off
(Initial)	10 psi
Post Run	0 psi

Aux EPC 2 He

Aux EPC 2 He	***Excluded from Affecting GC's Readiness State***
Pressure	
Setpoint	Off
(Initial)	10 psi
Post Run	0 psi

Aux EPC 3 He

Aux EPC 3 He	***Excluded from Affecting GC's Readiness State***
Pressure	
Setpoint	Off
(Initial)	10 psi
Post Run	0 psi

Signals

Signal #1: Front Signal

Description Front Signal
Details Front Signal (FID)
Save On
Data Rate 20 Hz

Signal #2: Back Signal

Description Back Signal
Details Back Signal (FID)
Save On
Data Rate 20 Hz

Signal #3: Test Plot

Description Test Plot
Details
Save Off
Data Rate 50 Hz

Signal #4: Test Plot

Description Test Plot
Details
Save Off
Data Rate 50 Hz

The Data Analysis Parameters of the used Method are :

=====
Integration Events
=====

Non signal specific Integration Events

Event	Value
Tangent Skim Mode	Standard
Tail Peak Skim Height Ratio	0.000
Front Peak Skim Height Ratio	0.000
Skim Valley Ratio	20.000
Baseline Correction	Classical
Peak to Valley Ratio	500.000

Default Integration Event Table "Event"

Event	Value	Time
Initial Slope Sensitivity	1.000	Initial
Initial Peak Width	0.040	Initial
Initial Area Reject	1.000	Initial
Initial Height Reject	1.700	Initial
Initial Shoulders	OFF	Initial

Detector Default Integration Event Table "Event_ADC"

Event	Value	Time
Initial Slope Sensitivity	20.000	Initial
Initial Peak Width	0.040	Initial
Initial Area Reject	1.000	Initial
Initial Height Reject	1.000	Initial
Initial Shoulders	OFF	Initial

Detector Default Integration Event Table "Event_TCD"

Event	Value	Time
Initial Slope Sensitivity	100.000	Initial
Initial Peak Width	0.040	Initial
Initial Area Reject	1.000	Initial
Initial Height Reject	1.000	Initial
Initial Shoulders	OFF	Initial
Solvent Peak Slope	250000.000	0.000

Detector Default Integration Event Table "Event_ECD"

Event	Value	Time
Initial Slope Sensitivity	100.000	Initial
Initial Peak Width	0.080	Initial
Initial Area Reject	1.000	Initial
Initial Height Reject	1.000	Initial
Initial Shoulders	OFF	Initial
Solvent Peak Slope	0.000	0.000

Detector Default Integration Event Table "Event_NPD"

Event	Value	Time
Initial Slope Sensitivity	500.000	Initial
Initial Peak Width	0.040	Initial
Initial Area Reject	1.000	Initial
Initial Height Reject	1.000	Initial
Initial Shoulders	OFF	Initial
Solvent Peak Slope	0.000	0.000

Detector Default Integration Event Table "Event_FPD"

Event	Value	Time
Initial Slope Sensitivity	50.000	Initial
Initial Peak Width	0.040	Initial
Initial Area Reject	1.000	Initial
Initial Height Reject	1.000	Initial
Initial Shoulders	OFF	Initial
Solvent Peak Slope	0.000	0.000

Detector Default Integration Event Table "Event_uECD"

Event	Value	Time
Initial Slope Sensitivity	500.000	Initial
Initial Peak Width	0.080	Initial
Initial Area Reject	1.000	Initial
Initial Height Reject	1.000	Initial
Initial Shoulders	OFF	Initial
Solvent Peak Slope	0.000	0.000

Detector Default Integration Event Table "Event_FID"

Event	Value	Time
Initial Slope Sensitivity	50.000	Initial
Initial Peak Width	0.040	Initial
Initial Area Reject	2.000	Initial
Initial Height Reject	2.000	Initial
Initial Shoulders	OFF	Initial

Apply Method's Manual Integration Events: No

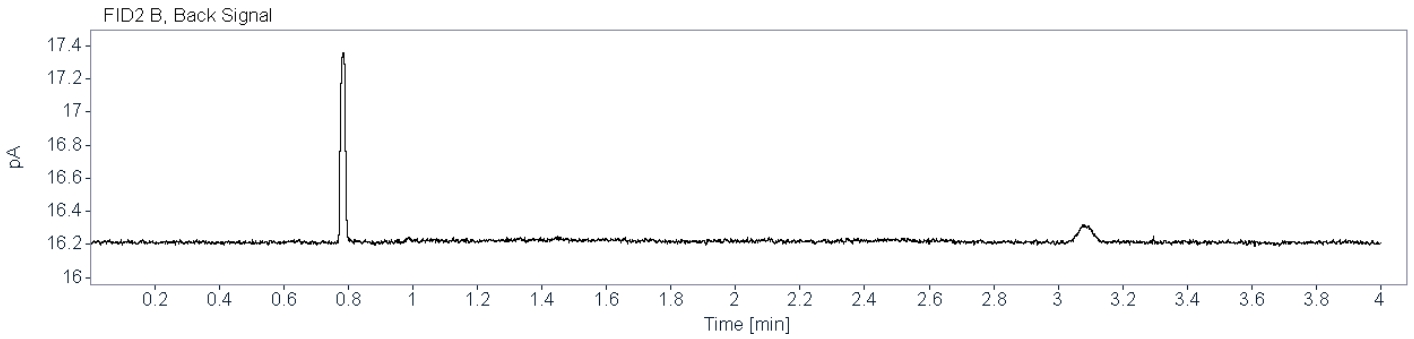
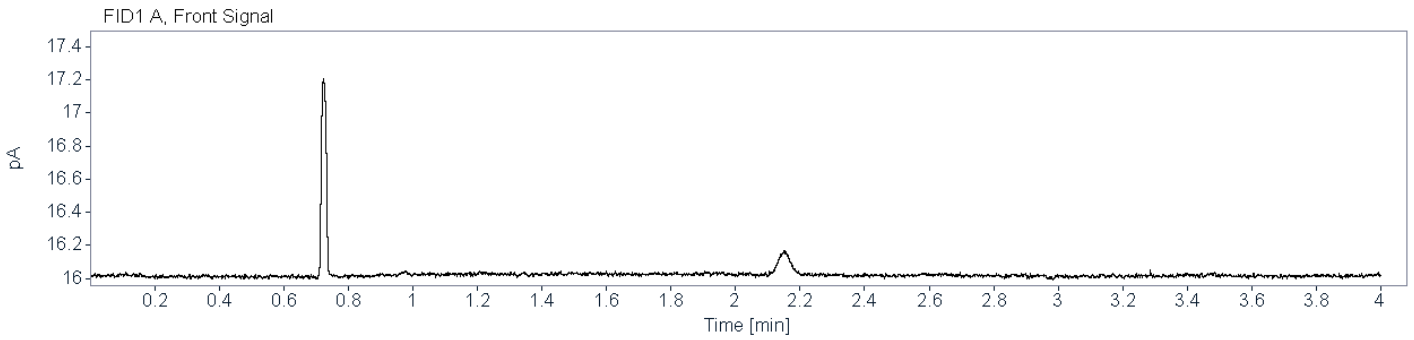


Brazoria County Sheriff's Office Crime Lab

Toxicology

Ethanol Analysis

Sample Name: Air **Description:** **Sample Barcode:** **Vial Number:** 1
Instrument: BAC 1 **Acq. Method:** BAC.M **Injection Date:** 4/16/2024 7:55:10 AM
Data File: C:\Chem32\1\Data\2024\BAC_20240416PC_KB 2024-04-16 07-45-13\001F0101.D



=====
Calibration Table
=====

General Calibration Setting

Calib. Data Modified : 4/17/2024 6:51:36 AM
Signals calculated separately : No

Rel. Reference Window : 2.000 %
Abs. Reference Window : 0.000 min
Rel. Non-ref. Window : 2.000 %
Abs. Non-ref. Window : 0.000 min
Uncalibrated Peaks : not reported
Partial Calibration : Yes, identified peaks are recalibrated
Correct All Ret. Times: No, only for identified peaks

Curve Type : Linear
Origin : Ignored
Weight : Linear (Resp)

Recalibration Settings:
Average Response : Average all calibrations
Average Retention Time: Floating Average New 75%

Calibration Report Options :
Printout of recalibrations within a sequence:
 Calibration Table after Recalibration
 Normal Report after Recalibration
If the sequence is done with bracketing:
 Results of first cycle (ending previous bracket)

Sample ISTD Information:

ISTD #	ISTD Amount [g/100 mL]	Name
1	1.00000e-2	n-Propanol
2	1.00000e-2	n-Propanol

Signal Details

Signal 1: FID1 A, Front Signal
Signal 2: FID2 B, Back Signal

Overview Table

RT	Sig	Lvl	Amount [g/100 mL]	Area	Rsp.Factor	Ref	ISTD #	Compound
1.209	1	1	1.00000e-2	14.78221	6.76489e-4	No	No 1	Ethanol
		2	2.50000e-2	37.09829	6.73886e-4			
		3	5.00000e-2	74.96762	6.66955e-4			
		4	1.00000e-1	152.14037	6.57288e-4			
		5	2.00000e-1	299.41919	6.67960e-4			
		6	4.00000e-1	618.72375	6.46492e-4			
		7	5.00000e-1	775.55035	6.44703e-4			
1.452	2	1	1.00000e-2	13.74140	7.27728e-4	No	No 2	Ethanol
		2	2.50000e-2	34.91705	7.15983e-4			
		3	5.00000e-2	70.39220	7.10306e-4			
		4	1.00000e-1	143.22487	6.98203e-4			
		5	2.00000e-1	282.79355	7.07230e-4			
		6	4.00000e-1	585.19025	6.83538e-4			
		7	5.00000e-1	733.87024	6.81319e-4			
2.023	1	1	1.00000e-2	273.32144	3.65870e-5	No	Yes 1	n-Propanol
		2	1.00000e-2	271.33218	3.68552e-5			
		3	1.00000e-2	270.25827	3.70016e-5			
		4	1.00000e-2	273.02988	3.66260e-5			
		5	1.00000e-2	265.67761	3.76396e-5			
		6	1.00000e-2	273.25687	3.65956e-5			
		7	1.00000e-2	272.60388	3.66833e-5			
2.620	2	1	1.00000e-2	256.32889	3.90124e-5	No	Yes 2	n-Propanol
		2	1.00000e-2	254.19926	3.93392e-5			
		3	1.00000e-2	253.22824	3.94901e-5			
		4	1.00000e-2	255.53836	3.91331e-5			
		5	1.00000e-2	248.75226	4.02006e-5			
		6	1.00000e-2	255.76753	3.90980e-5			
		7	1.00000e-2	255.10445	3.91996e-5			

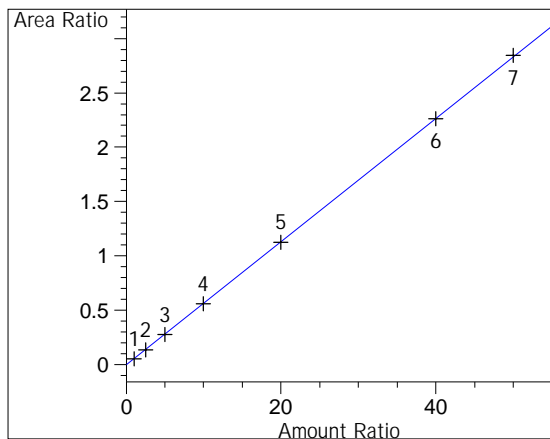
Peak Sum Table

No Entries in table

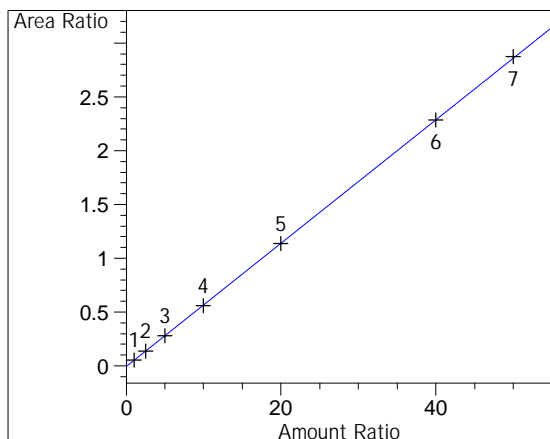
1 Warnings or Errors :

Warning : Curve requires more calibration points., (n-Propanol)

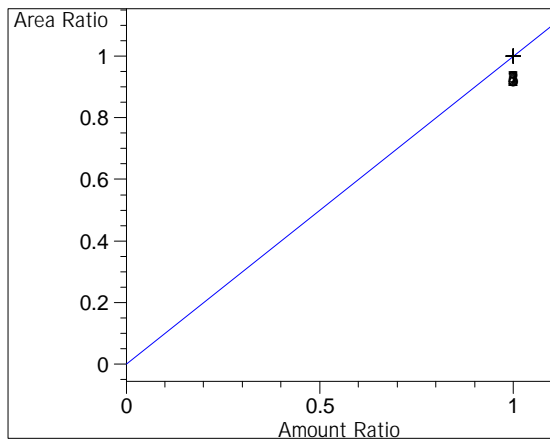
=====
 Calibration Curves
 =====



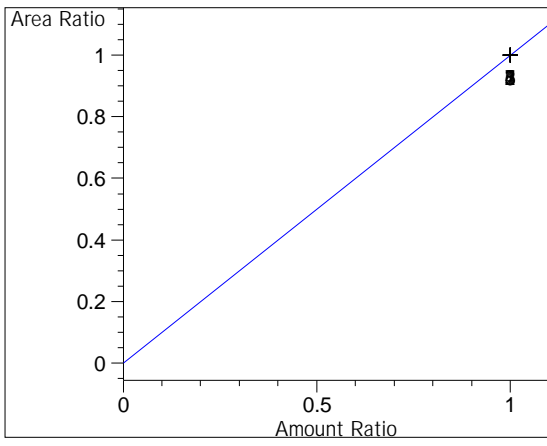
Ethanol at exp. RT: 1.209
 FID1 A, Front Signal
 Correlation: 0.99998
 Residual Std. Dev.: 0.00656
 Formula: $y = mx + b$
 m: 5.67293e-2
 b: -4.03593e-3
 x: Amount Ratio
 y: Area Ratio
 Calibration Level Weights:
 Level 1 : 1
 Level 2 : 0.395561
 Level 3 : 0.194971
 Level 4 : 0.097058
 Level 5 : 0.047989
 Level 6 : 0.023886
 Level 7 : 0.01901



Ethanol at exp. RT: 1.452
 FID2 B, Back Signal
 Correlation: 0.99997
 Residual Std. Dev.: 0.00804
 Formula: $y = mx + b$
 m: 5.73376e-2
 b: -5.31095e-3
 x: Amount Ratio
 y: Area Ratio
 Calibration Level Weights:
 Level 1 : 1
 Level 2 : 0.390274
 Level 3 : 0.192851
 Level 4 : 0.095647
 Level 5 : 0.047155
 Level 6 : 0.023431
 Level 7 : 0.018635



n-Propanol at exp. RT: 2.023
 FID1 A, Front Signal
 Correlation: 1.00000
 Residual Std. Dev.: 0.00000
 Formula: $y = mx + b$
 m: 1.00000
 b: 0.00000
 x: Amount Ratio
 y: Area Ratio
 Calibration Level Weights:
 Level 1 : 1
 Level 2 : 1
 Level 3 : 1
 Level 4 : 1
 Level 5 : 1
 Level 6 : 1
 Level 7 : 1



n-Propanol at exp. RT: 2.620

FID2 B, Back Signal

Correlation: 1.00000

Residual Std. Dev.: 0.00000

Formula: $y = mx + b$

m: 1.00000

b: 0.00000

x: Amount Ratio

y: Area Ratio

Calibration Level Weights:

Level 1 : 1

Level 2 : 1

Level 3 : 1

Level 4 : 1

Level 5 : 1

Level 6 : 1

Level 7 : 1

=====

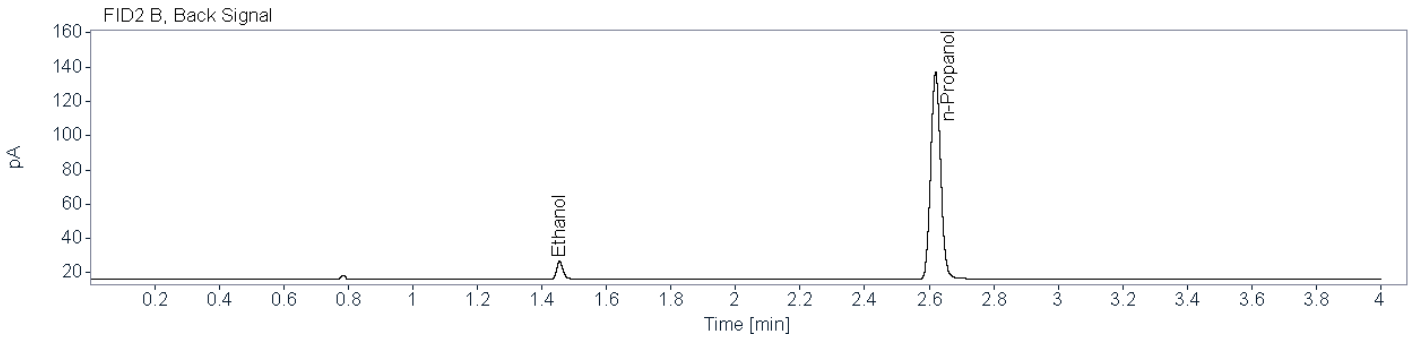
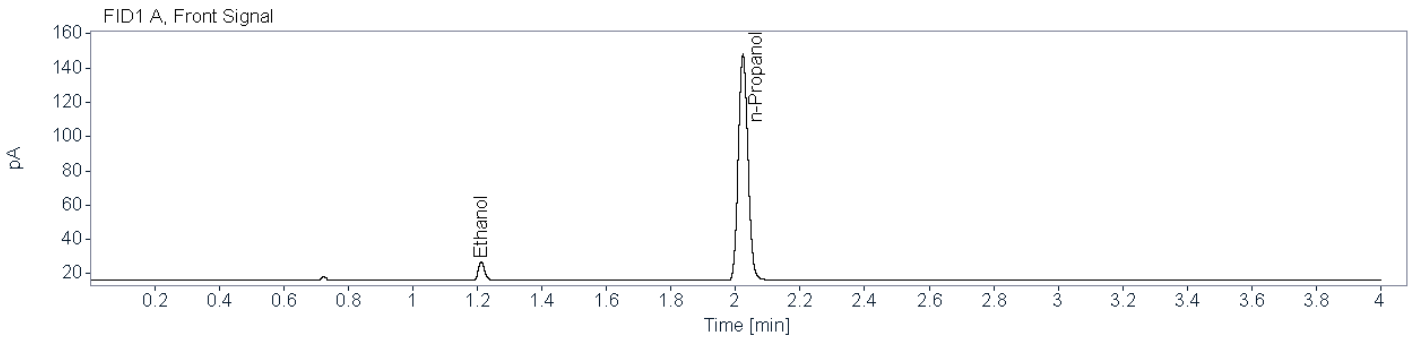


Brazoria County Sheriff's Office Crime Lab

Toxicology

Ethanol Analysis

Sample Name: 0.010 g/100mL Cal (24-0861) **Description:** **Sample Barcode:** 24-0861 **Vial Number:** 1
Instrument: BAC 1 **Acq. Method:** BAC.M **Injection Date:** 4/16/2024 9:29:03 AM
Data File: C:\Chem32\1\Data\2024\BAC_20240416_KB 2024-04-16 09-18-55\001F0101.D



Name FID1A

Compound	Peak Symmetry	RT [min]	Expected RT[min]	Area	Concentration [g/100 mL]
Ethanol	0.78592	1.212	1.212	14.7822	0.0102
n-Propanol	0.87637	2.023	2.023	273.3214	0.0100

Name FID2B

Compound	Peak Symmetry	RT [min]	Expected RT[min]	Area	Concentration [g/100 mL]
Ethanol	0.78468	1.455	1.455	13.7414	0.0103
n-Propanol	0.91996	2.620	2.620	256.3289	0.0100

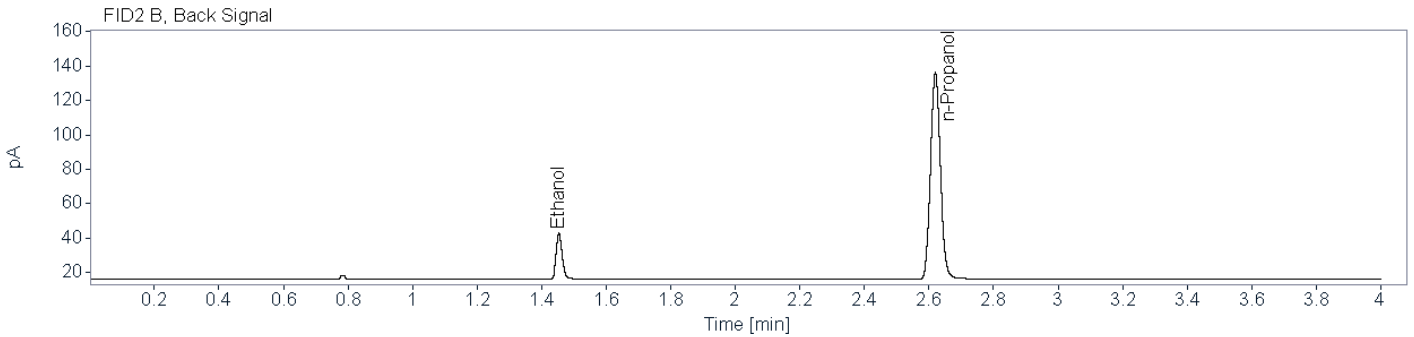
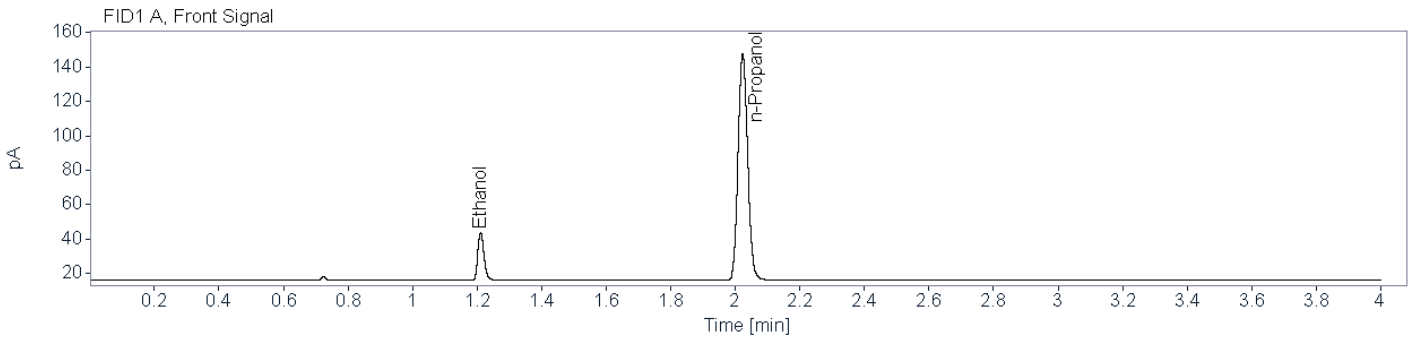


Brazoria County Sheriff's Office Crime Lab

Toxicology

Ethanol Analysis

Sample Name: 0.025 g/100mL Cal (24-0862) **Description:** **Sample Barcode:** 24-0862 **Vial Number:** 2
Instrument: BAC 1 **Acq. Method:** BAC.M **Injection Date:** 4/16/2024 9:33:46 AM
Data File: C:\Chem32\1\Data\2024\BAC_20240416_KB 2024-04-16 09-18-55\002F0201.D



Name FID1A

Compound	Peak Symmetry	RT [min]	Expected RT[min]	Area	Concentration [g/100 mL]
Ethanol	0.81469	1.211	1.211	37.0983	0.0248
n-Propanol	0.87125	2.023	2.023	271.3322	0.0100

Name FID2B

Compound	Peak Symmetry	RT [min]	Expected RT[min]	Area	Concentration [g/100 mL]
Ethanol	0.78021	1.454	1.454	34.9171	0.0249
n-Propanol	0.92383	2.620	2.620	254.1993	0.0100

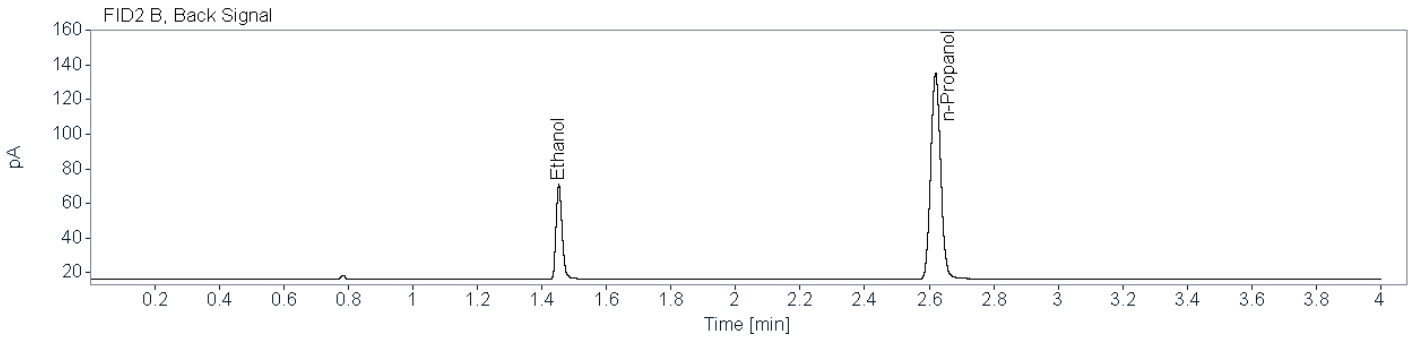
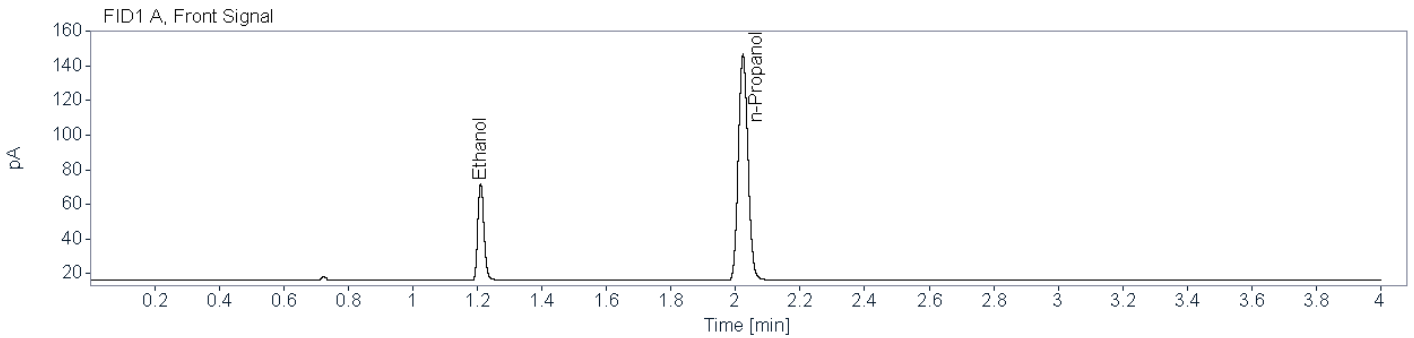


Brazoria County Sheriff's Office Crime Lab

Toxicology

Ethanol Analysis

Sample Name: 0.050 g/100mL Cal (24-0863) **Description:** **Sample Barcode:** 24-0863 **Vial Number:** 3
Instrument: BAC 1 **Acq. Method:** BAC.M **Injection Date:** 4/16/2024 9:39:27 AM
Data File: C:\Chem32\1\Data\2024\BAC_20240416_KB 2024-04-16 09-18-55\003F0301.D



Name FID1A

Compound	Peak Symmetry	RT [min]	Expected RT[min]	Area	Concentration [g/100 mL]
Ethanol	0.82511	1.210	1.210	74.9676	0.0496
n-Propanol	0.87338	2.023	2.023	270.2583	0.0100

Name FID2B

Compound	Peak Symmetry	RT [min]	Expected RT[min]	Area	Concentration [g/100 mL]
Ethanol	0.78965	1.453	1.453	70.3922	0.0494
n-Propanol	0.91619	2.620	2.620	253.2282	0.0100

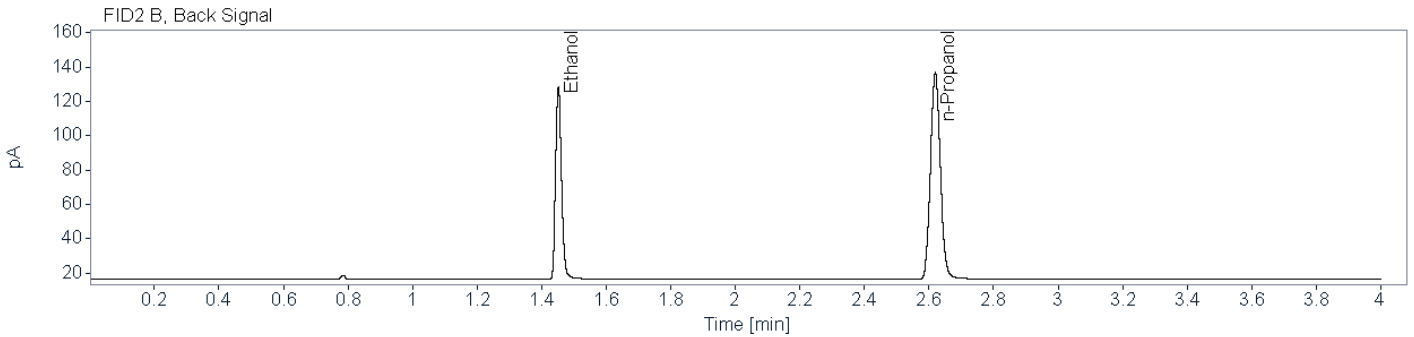
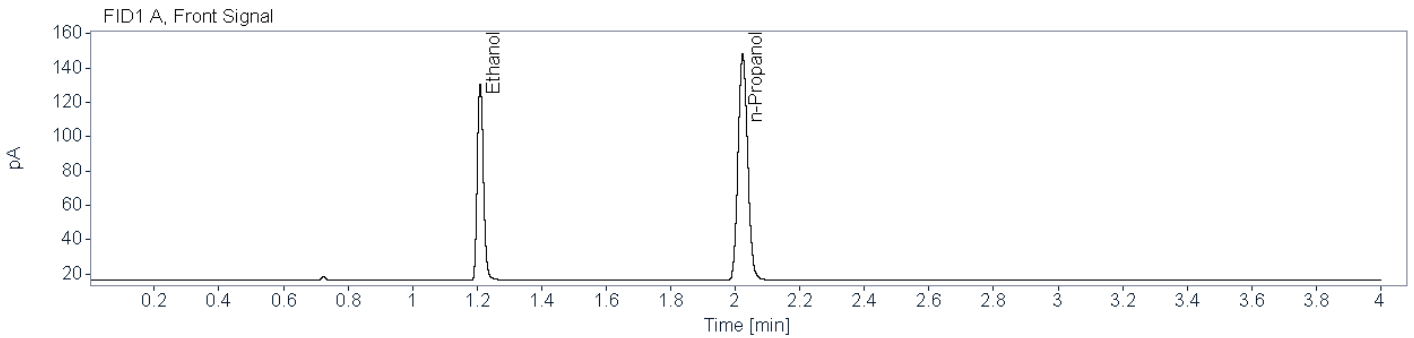


Brazoria County Sheriff's Office Crime Lab

Toxicology

Ethanol Analysis

Sample Name: 0.100 g/100mL Cal (24-0864) **Description:** **Sample Barcode:** 24-0864 **Vial Number:** 4
Instrument: BAC 1 **Acq. Method:** BAC.M **Injection Date:** 4/16/2024 9:44:10 AM
Data File: C:\Chem32\1\Data\2024\BAC_20240416_KB 2024-04-16 09-18-55\004F0401.D




Name FID1A

Compound	Peak Symmetry	RT [min]	Expected RT[min]	Area	Concentration [g/100 mL]
Ethanol	0.82308	1.210	1.210	152.1404	0.0989
n-Propanol	0.87305	2.023	2.023	273.0299	0.0100

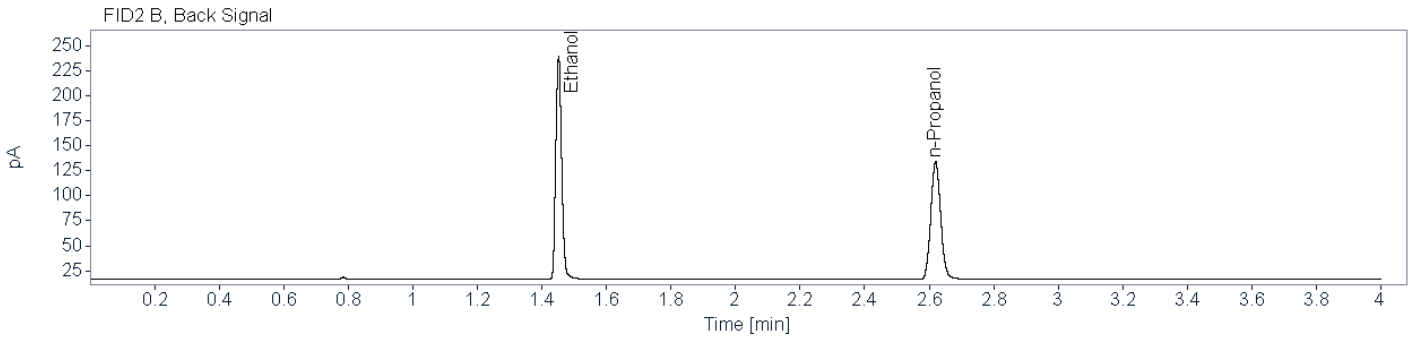
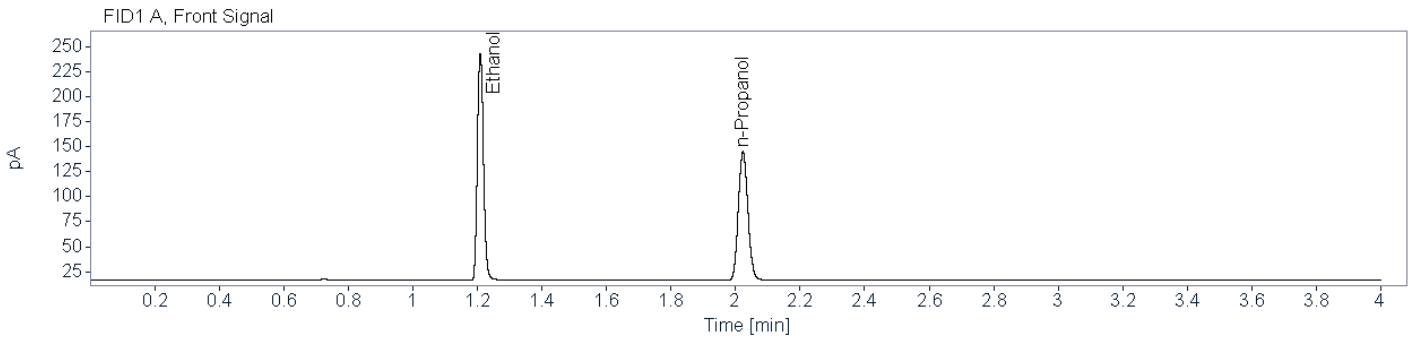
Name FID2B

Compound	Peak Symmetry	RT [min]	Expected RT[min]	Area	Concentration [g/100 mL]
Ethanol	0.82418	1.452	1.452	143.2249	0.0987
n-Propanol	0.91623	2.620	2.620	255.5384	0.0100



Brazoria County Sheriff's Office Crime Lab
Toxicology
Ethanol Analysis

Sample Name: 0.200 g/100mL Cal (24-0865) **Description:** **Sample Barcode** 24-0865 **Vial Number:** 5
Instrument: BAC 1 **Acq. Method:** BAC.M **Injection Date:** 4/16/2024 9:49:52 AM
Data File: C:\Chem32\1\Data\2024\BAC_20240416_KB 2024-04-16 09-18-55\005F0501.D



Name FID1A

Compound	Peak Symmetry	RT [min]	Expected RT[min]	Area	Concentration [g/100 mL]
Ethanol	0.84642	1.209	1.209	299.4192	0.1994
n-Propanol	0.88087	2.023	2.023	265.6776	0.0100

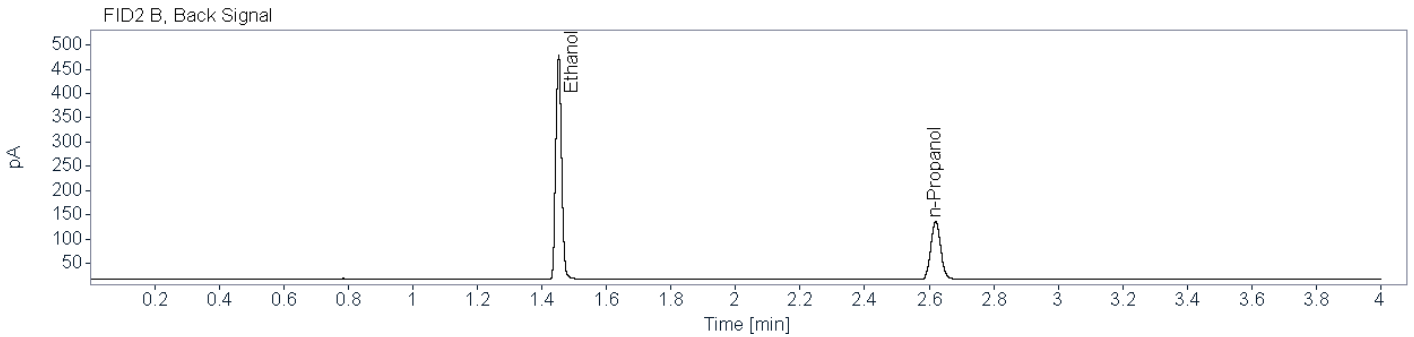
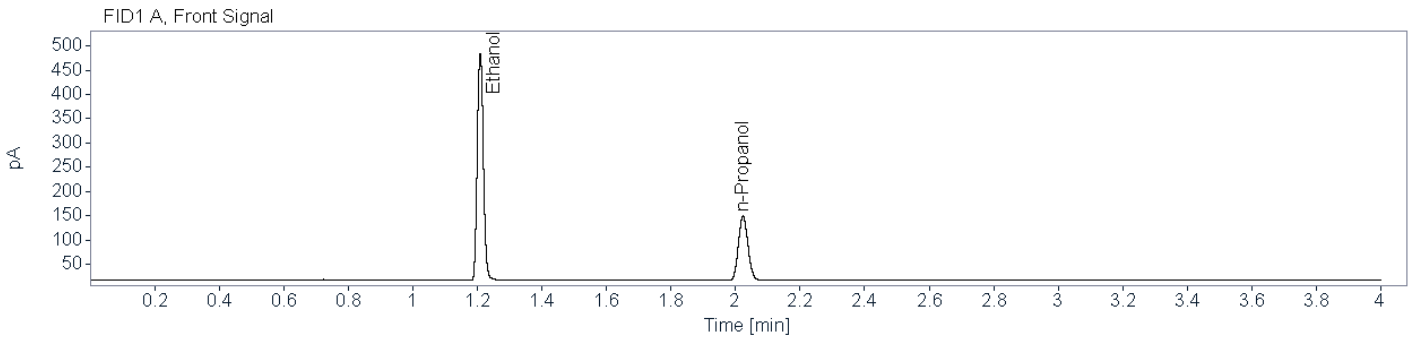
Name FID2B

Compound	Peak Symmetry	RT [min]	Expected RT[min]	Area	Concentration [g/100 mL]
Ethanol	0.86141	1.452	1.452	282.7935	0.1992
n-Propanol	0.91198	2.620	2.620	248.7523	0.0100



Brazoria County Sheriff's Office Crime Lab
Toxicology
Ethanol Analysis

Sample Name: 0.400 g/100mL Cal (24-0866) **Description:** **Sample Barcode** 24-0866 **Vial Number:** 6
Instrument: BAC 1 **Acq. Method:** BAC.M **Injection Date:** 4/16/2024 9:54:34 AM
Data File: C:\Chem32\1\Data\2024\BAC_20240416_KB 2024-04-16 09-18-55\006F0601.D



Name FID1A

Compound	Peak Symmetry	RT [min]	Expected RT[min]	Area	Concentration [g/100 mL]
Ethanol	0.87460	1.209	1.209	618.7238	0.3998
n-Propanol	0.88257	2.023	2.023	273.2569	0.0100

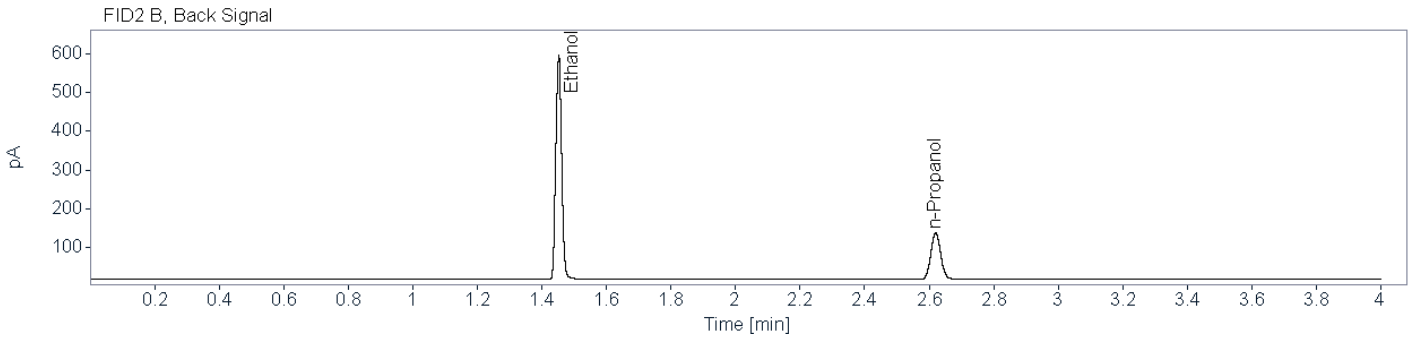
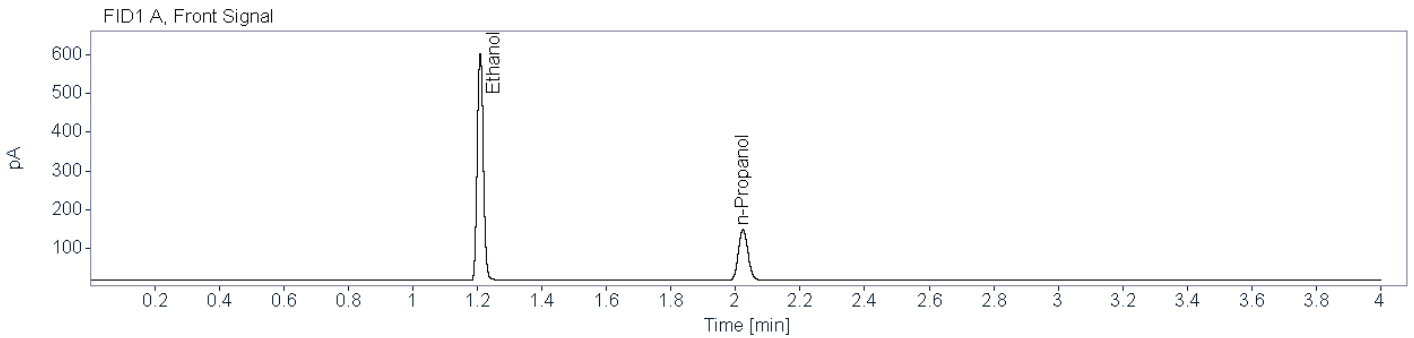
Name FID2B

Compound	Peak Symmetry	RT [min]	Expected RT[min]	Area	Concentration [g/100 mL]
Ethanol	0.92310	1.452	1.452	585.1902	0.4000
n-Propanol	0.92121	2.620	2.620	255.7675	0.0100



Brazoria County Sheriff's Office Crime Lab
Toxicology
Ethanol Analysis

Sample Name: 0.500 g/100mL Cal (24-0867) **Description:** **Sample Barcode** 24-0867 **Vial Number:** 7
Instrument: BAC 1 **Acq. Method:** BAC.M **Injection Date:** 4/16/2024 10:00:15 AM
Data File: C:\Chem32\1\Data\2024\BAC_20240416_KB 2024-04-16 09-18-55\007F0701.D



Name FID1A

Compound	Peak Symmetry	RT [min]	Expected RT[min]	Area	Concentration [g/100 mL]
Ethanol	0.88828	1.209	1.209	775.5504	0.5022
n-Propanol	0.88402	2.023	2.023	272.6039	0.0100

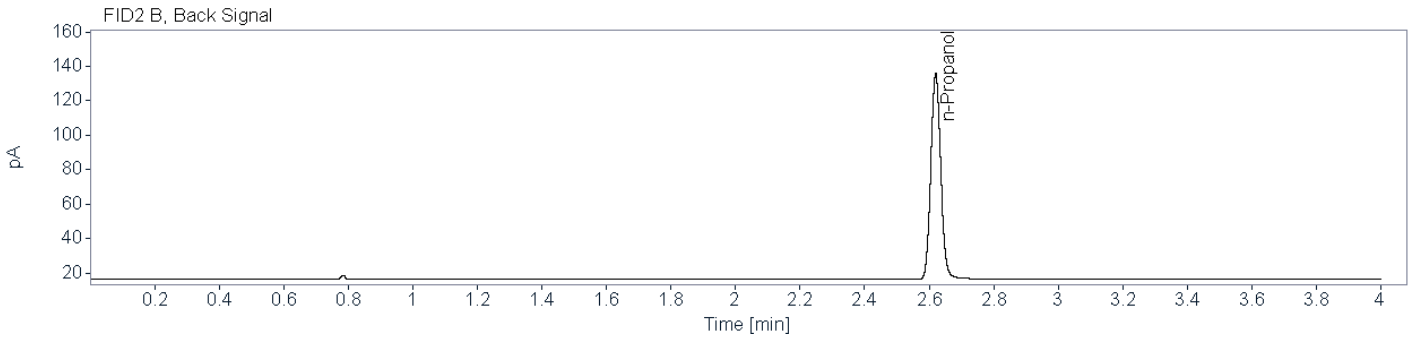
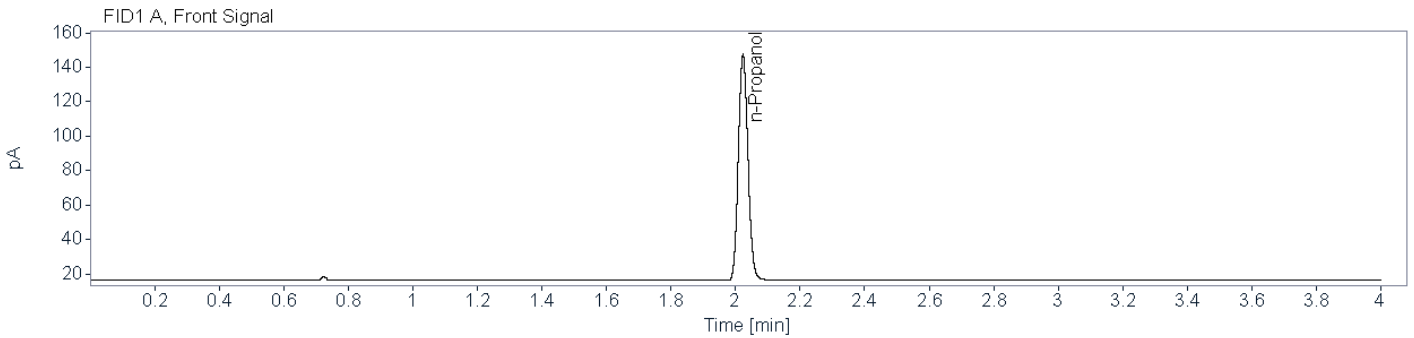
Name FID2B

Compound	Peak Symmetry	RT [min]	Expected RT[min]	Area	Concentration [g/100 mL]
Ethanol	0.95242	1.452	1.452	733.8702	0.5026
n-Propanol	0.91384	2.620	2.620	255.1044	0.0100



Brazoria County Sheriff's Office Crime Lab
Toxicology
Ethanol Analysis

Sample Name: Negative (24-0868) **Description:** **Sample Barcode:** 24-0868 **Vial Number:** 8
Instrument: BAC 1 **Acq. Method:** BAC.M **Injection Date:** 4/16/2024 10:04:58 AM
Data File: C:\Chem32\1\Data\2024\BAC_20240416_KB 2024-04-16 09-18-55\008F0801.D




Name FID1A

Compound	Peak Symmetry	RT [min]	Expected RT[min]	Area	Concentration [g/100 mL]
n-Propanol	0.87902	2.023	2.023	271.4571	0.0100

Name FID2B

Compound	Peak Symmetry	RT [min]	Expected RT[min]	Area	Concentration [g/100 mL]
n-Propanol	0.91708	2.620	2.620	253.7587	0.0100

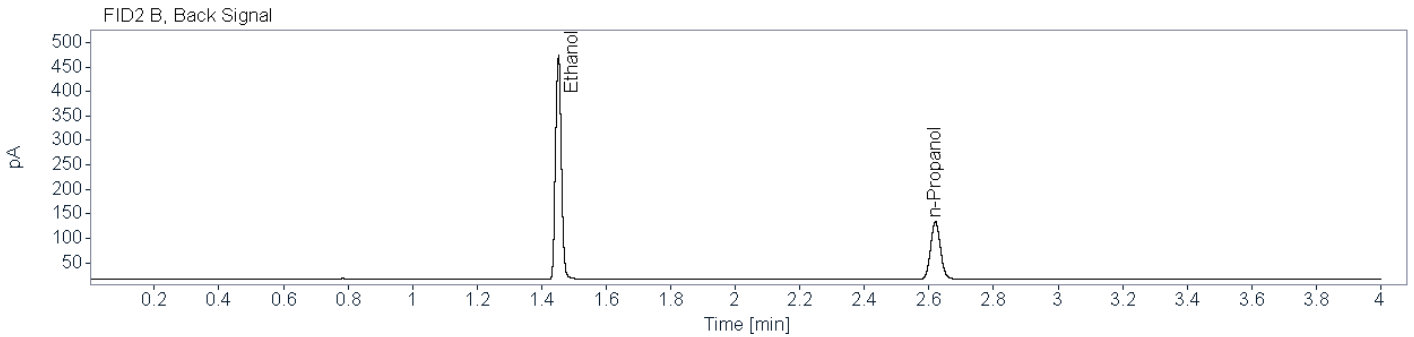
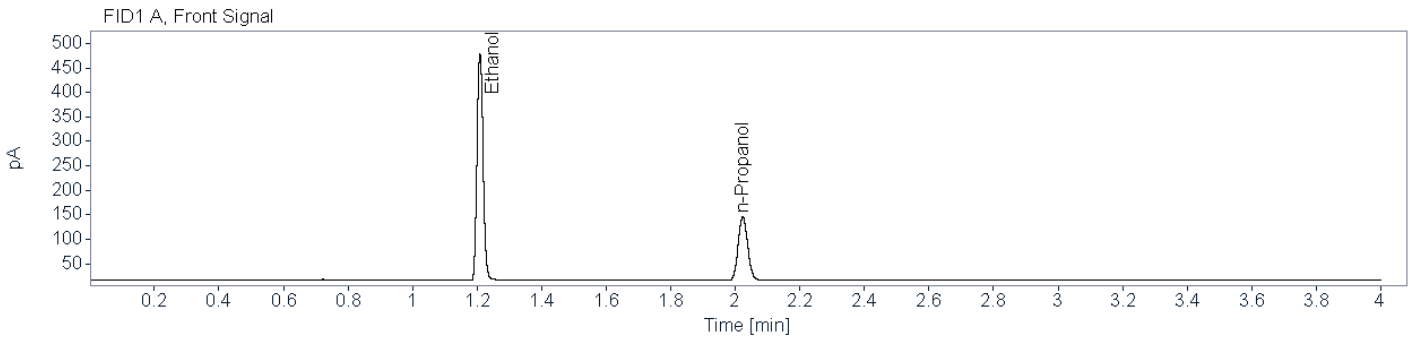


Brazoria County Sheriff's Office Crime Lab

Toxicology

Ethanol Analysis

Sample Name: High QC (24-0869) **Description:** **Sample Barcode:** 24-0869 **Vial Number:** 9
Instrument: BAC 1 **Acq. Method:** BAC.M **Injection Date:** 4/16/2024 10:10:39 AM
Data File: C:\Chem32\1\Data\2024\BAC_20240416_KB 2024-04-16 09-18-55\009F0901.D



Name FID1A

Compound	Peak Symmetry	RT [min]	Expected RT[min]	Area	Concentration [g/100 mL]
Ethanol	0.88855	1.209	1.209	610.9404	0.4017
n-Propanol	0.87241	2.023	2.023	268.5994	0.0100

Name FID2B

Compound	Peak Symmetry	RT [min]	Expected RT[min]	Area	Concentration [g/100 mL]
Ethanol	0.91840	1.452	1.452	577.8218	0.4022
n-Propanol	0.91140	2.620	2.620	251.1487	0.0100

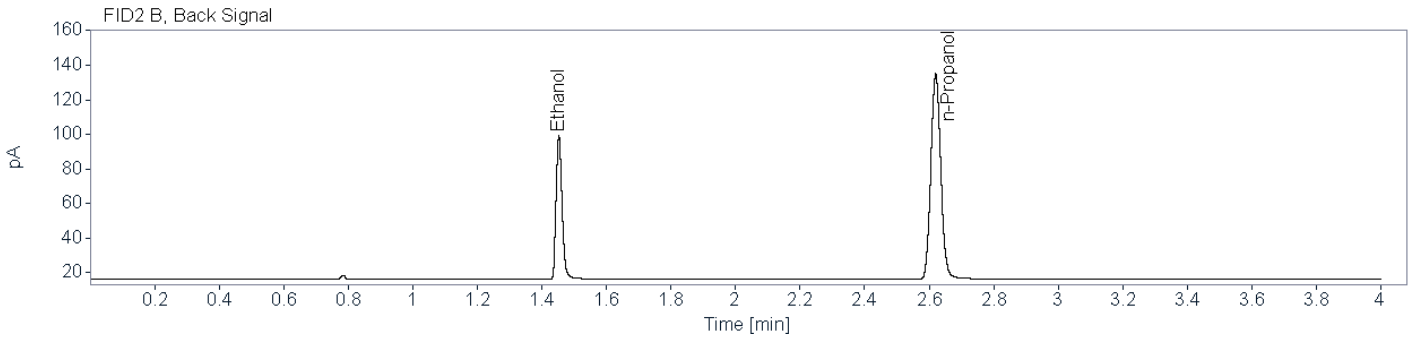
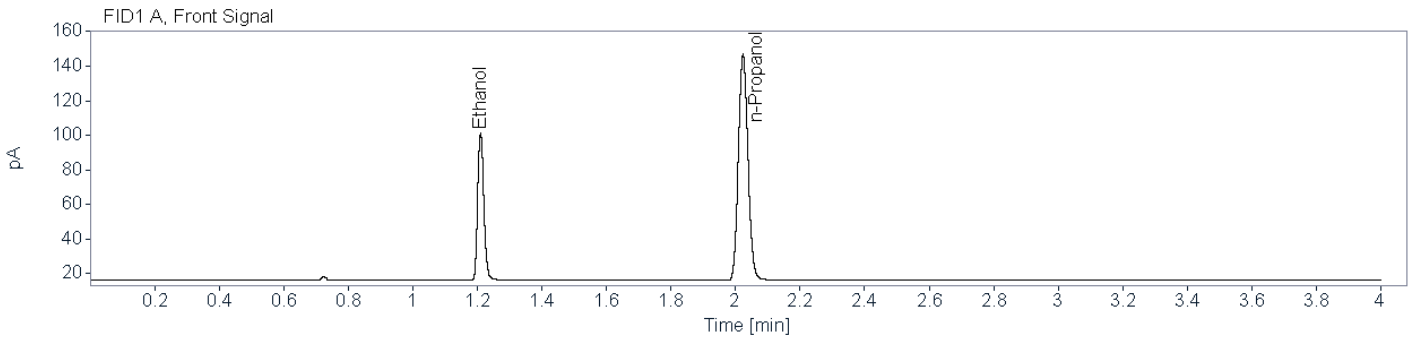


Brazoria County Sheriff's Office Crime Lab

Toxicology

Ethanol Analysis

Sample Name: Low QC (24-0870) **Description:** **Sample Barcode:** 24-0870 **Vial Number:** 10
Instrument: BAC 1 **Acq. Method:** BAC.M **Injection Date:** 4/16/2024 10:15:22 AM
Data File: C:\Chem32\1\Data\2024\BAC_20240416_KB 2024-04-16 09-18-55\010F1001.D



Name FID1A

Compound	Peak Symmetry	RT [min]	Expected RT[min]	Area	Concentration [g/100 mL]
Ethanol	0.83194	1.210	1.209	113.1205	0.0747
n-Propanol	0.88106	2.023	2.023	269.6171	0.0100

Name FID2B

Compound	Peak Symmetry	RT [min]	Expected RT[min]	Area	Concentration [g/100 mL]
Ethanol	0.80425	1.453	1.452	106.4248	0.0746
n-Propanol	0.91864	2.620	2.620	251.8252	0.0100

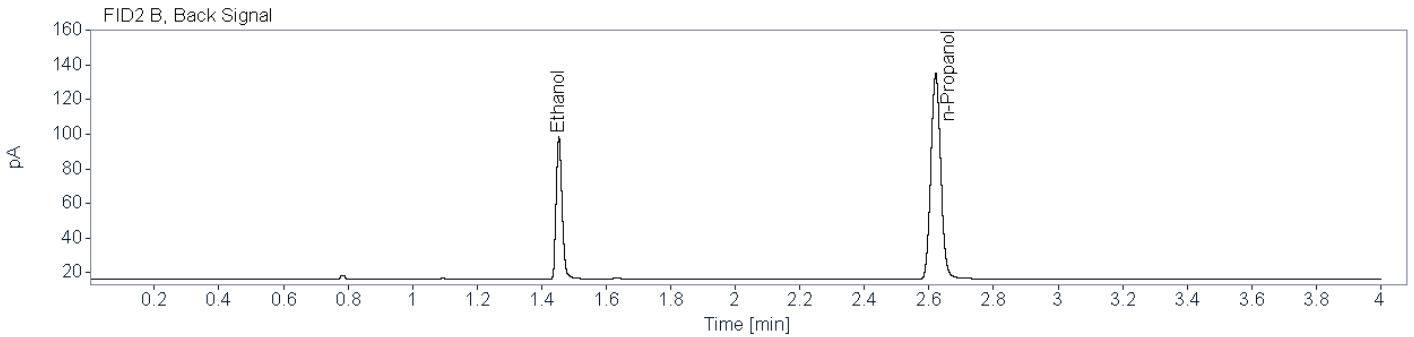
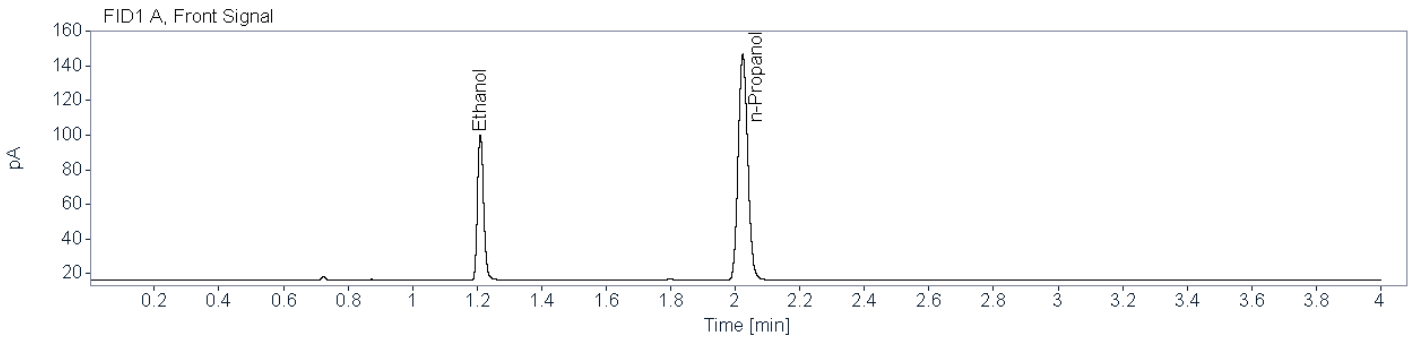


Brazoria County Sheriff's Office Crime Lab

Toxicology

Ethanol Analysis

Sample Name: Blood QC A (24-0871) **Description:** **Sample Barcode:** 24-0871 **Vial Number:** 11
Instrument: BAC 1 **Acq. Method:** BAC.M **Injection Date:** 4/16/2024 10:21:03 AM
Data File: C:\Chem32\1\Data\2024\BAC_20240416_KB 2024-04-16 09-18-55\011F1101.D



Name FID1A

Compound	Peak Symmetry	RT [min]	Expected RT[min]	Area	Concentration [g/100 mL]
Ethanol	0.82091	1.210	1.209	111.0830	0.0736
n-Propanol	0.87146	2.023	2.023	268.7253	0.0100

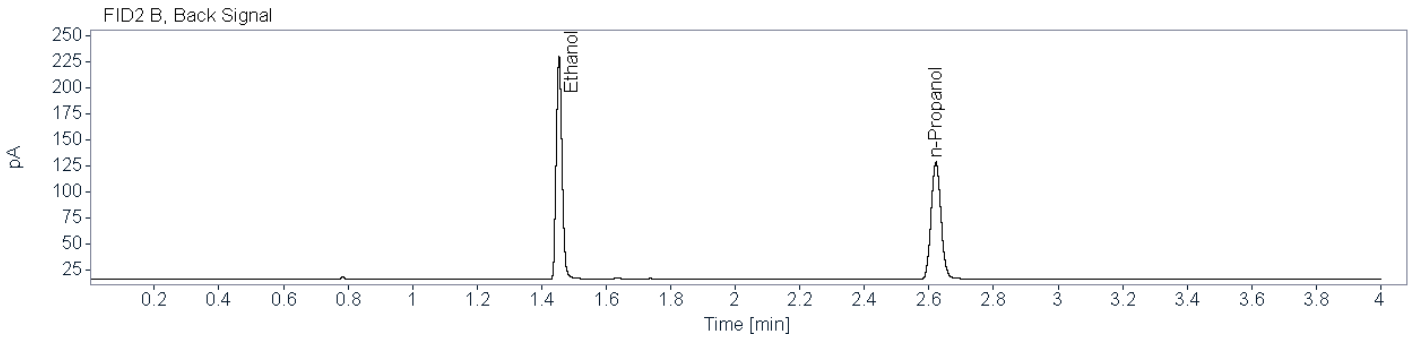
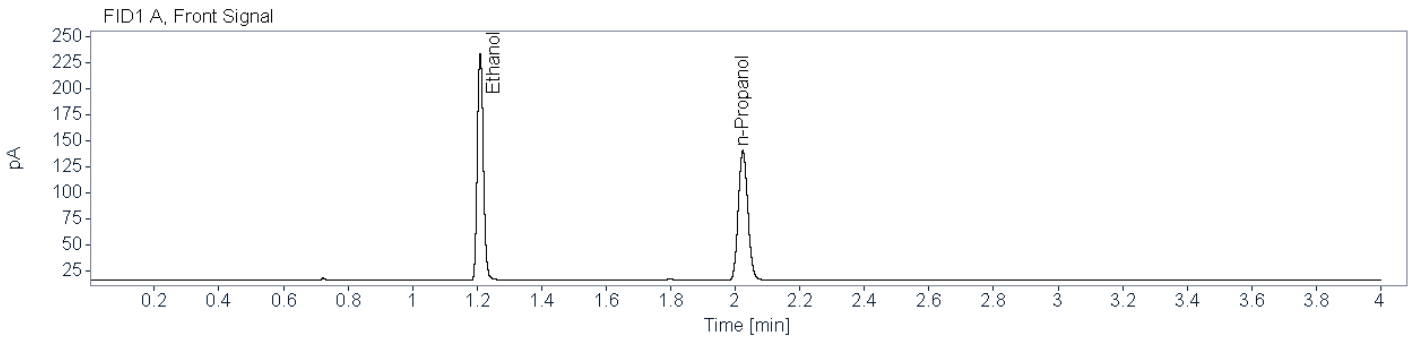
Name FID2B

Compound	Peak Symmetry	RT [min]	Expected RT[min]	Area	Concentration [g/100 mL]
Ethanol	0.80678	1.454	1.452	104.5290	0.0735
n-Propanol	0.91575	2.621	2.620	251.1000	0.0100



Brazoria County Sheriff's Office Crime Lab
Toxicology
Ethanol Analysis

Sample Name: Blood QC B (24-0882) **Description:** **Sample Barcode:** 24-0882 **Vial Number:** 22
Instrument: BAC 1 **Acq. Method:** BAC.M **Injection Date:** 4/16/2024 11:17:46 AM
Data File: C:\Chem32\1\Data\2024\BAC_20240416_KB 2024-04-16 09-18-55\022F2201.D




Name FID1A

Compound	Peak Symmetry	RT [min]	Expected RT[min]	Area	Concentration [g/100 mL]
Ethanol	0.84798	1.210	1.209	284.3363	0.1964
n-Propanol	0.87299	2.023	2.023	256.1016	0.0100

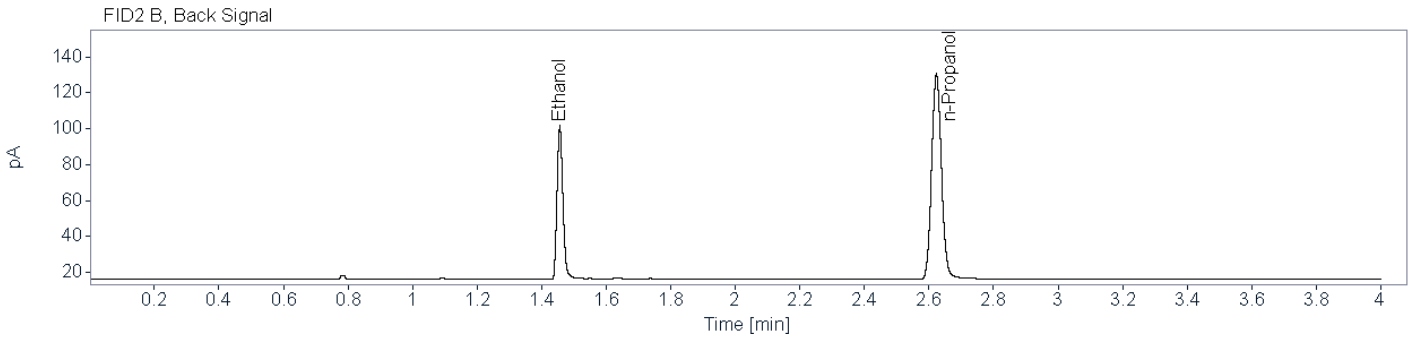
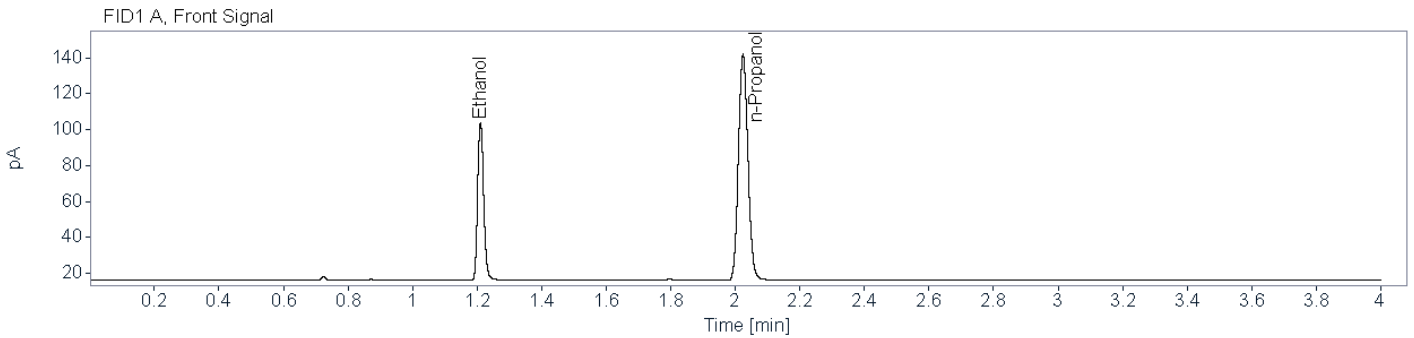
Name FID2B

Compound	Peak Symmetry	RT [min]	Expected RT[min]	Area	Concentration [g/100 mL]
Ethanol	0.85431	1.454	1.452	268.8045	0.1978
n-Propanol	0.89861	2.622	2.620	238.0792	0.0100



Brazoria County Sheriff's Office Crime Lab
Toxicology
Ethanol Analysis

Sample Name: Blood QC A (24-0893) **Description:** **Sample Barcode** 24-0893 **Vial Number:** 33
Instrument: BAC 1 **Acq. Method:** BAC.M **Injection Date:** 4/16/2024 12:15:27 PM
Data File: C:\Chem32\1\Data\2024\BAC_20240416_KB 2024-04-16 09-18-55\033F3301.D




Name FID1A

Compound	Peak Symmetry	RT [min]	Expected RT[min]	Area	Concentration [g/100 mL]
Ethanol	0.83273	1.211	1.209	113.7666	0.0788
n-Propanol	0.88004	2.024	2.023	256.8873	0.0100

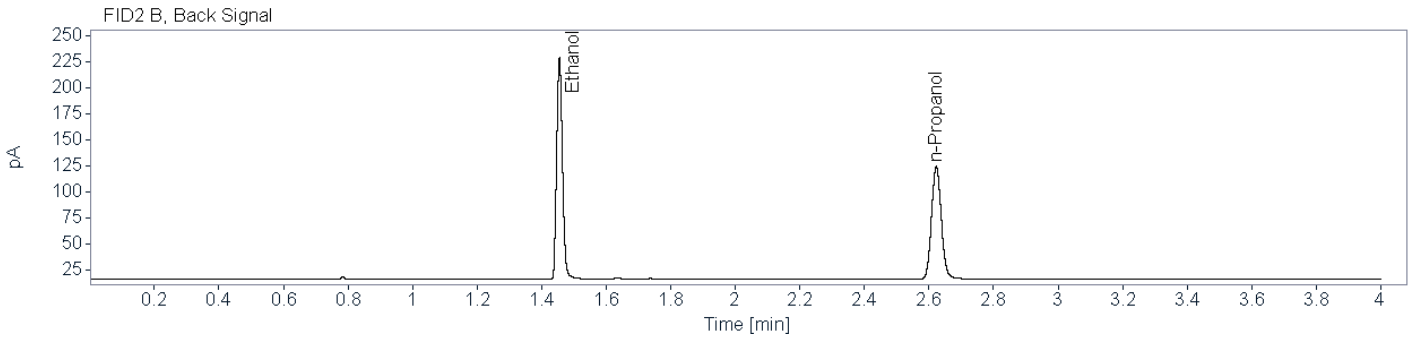
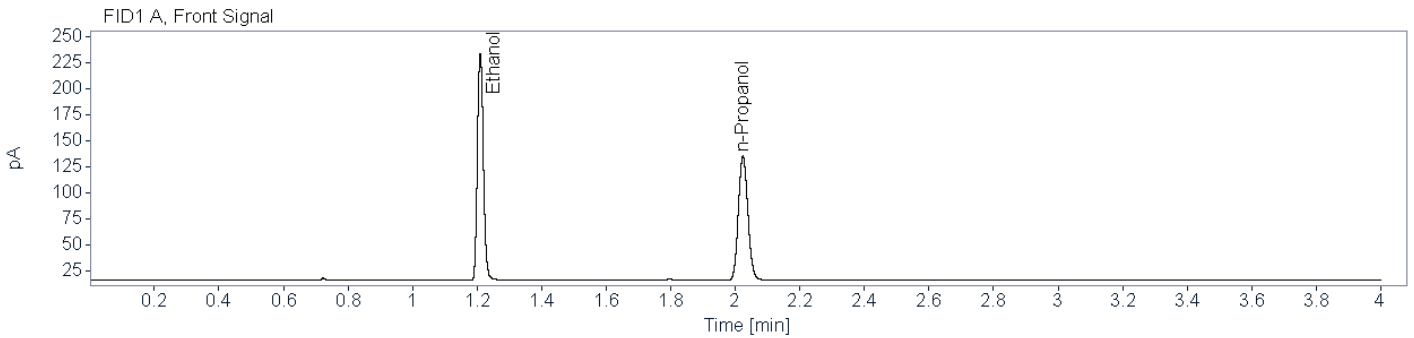
Name FID2B

Compound	Peak Symmetry	RT [min]	Expected RT[min]	Area	Concentration [g/100 mL]
Ethanol	0.81950	1.456	1.452	106.5221	0.0787
n-Propanol	0.89589	2.623	2.620	238.8947	0.0100



Brazoria County Sheriff's Office Crime Lab
Toxicology
Ethanol Analysis

Sample Name: Blood QC B (24-0904) **Description:** **Sample Barcode:** 24-0904 **Vial Number:** 44
Instrument: BAC 1 **Acq. Method:** BAC.M **Injection Date:** 4/16/2024 1:12:10 PM
Data File: C:\Chem32\1\Data\2024\BAC_20240416_KB 2024-04-16 09-18-55\044F4401.D



Name FID1A

Compound	Peak Symmetry	RT [min]	Expected RT[min]	Area	Concentration [g/100 mL]
Ethanol	0.84892	1.210	1.209	281.1999	0.2026
n-Propanol	0.87625	2.024	2.023	245.4739	0.0100

Name FID2B

Compound	Peak Symmetry	RT [min]	Expected RT[min]	Area	Concentration [g/100 mL]
Ethanol	0.85412	1.455	1.452	264.9144	0.2037
n-Propanol	0.90097	2.623	2.620	227.8458	0.0100

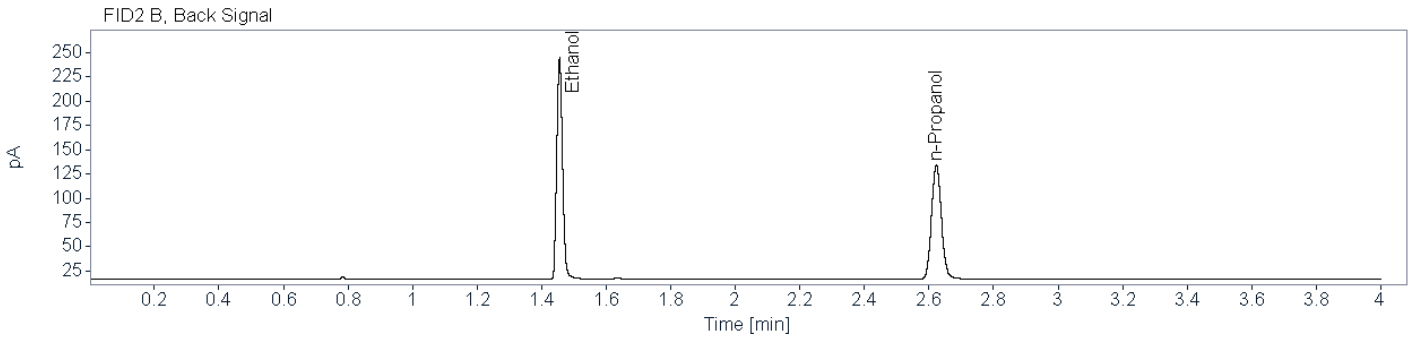
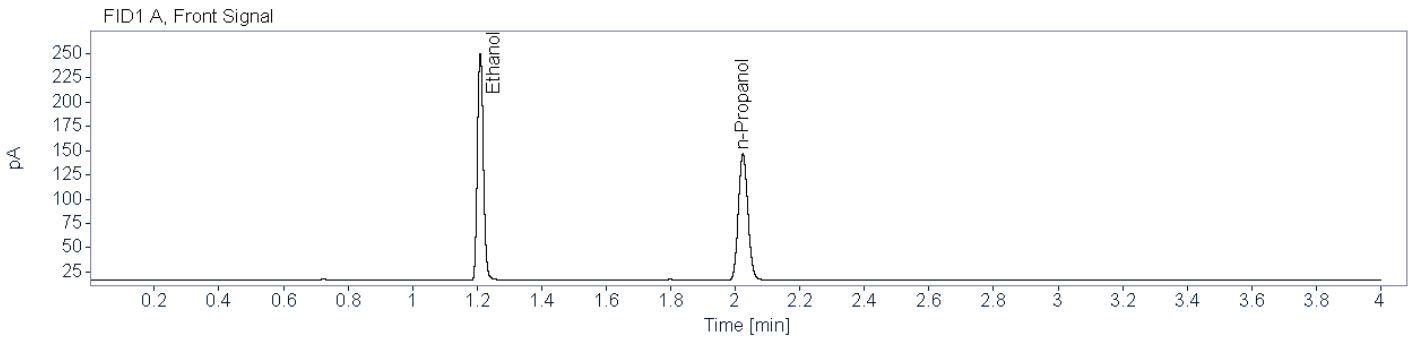


Brazoria County Sheriff's Office Crime Lab

Toxicology

Ethanol Analysis

Sample Name: Blood QC B (24-0940) **Description:** **Sample Barcode:** 24-0940 **Vial Number:** 55
Instrument: BAC 1 **Acq. Method:** BAC.M **Injection Date:** 4/16/2024 2:09:52 PM
Data File: C:\Chem32\1\Data\2024\BAC_20240416_KB 2024-04-16 09-18-55\055F5501.D




Name FID1A

Compound	Peak Symmetry	RT [min]	Expected RT[min]	Area	Concentration [g/100 mL]
Ethanol	0.85225	1.210	1.209	301.3050	0.1990
n-Propanol	0.87445	2.024	2.023	267.8918	0.0100

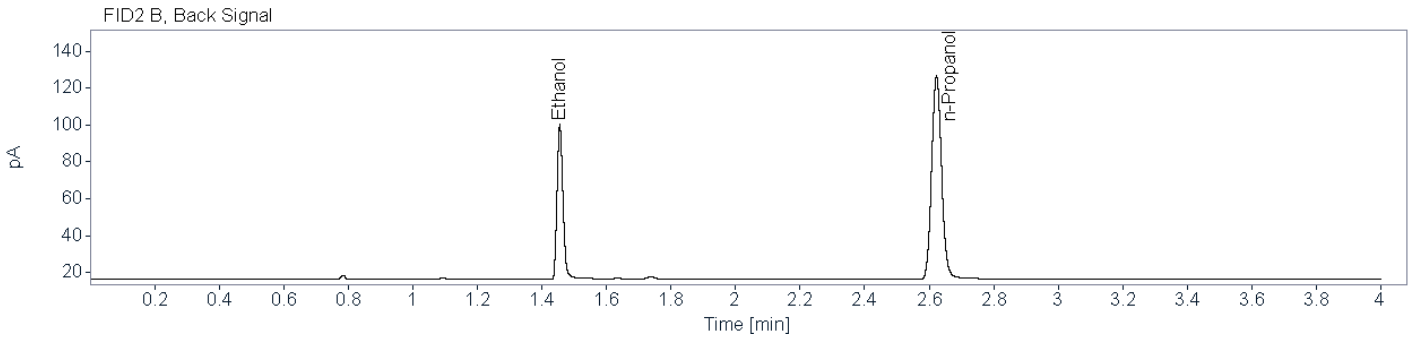
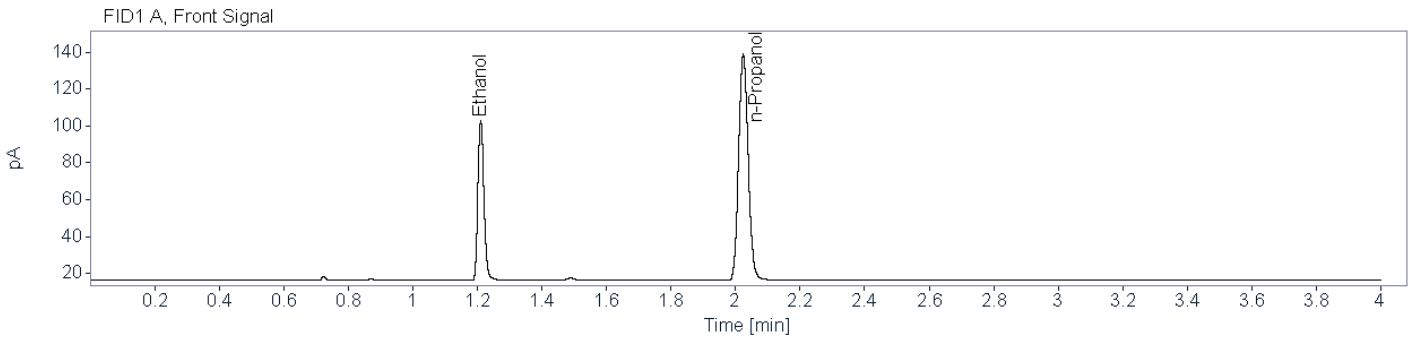
Name FID2B

Compound	Peak Symmetry	RT [min]	Expected RT[min]	Area	Concentration [g/100 mL]
Ethanol	0.85869	1.456	1.452	283.9359	0.1997
n-Propanol	0.90821	2.623	2.620	249.0783	0.0100



Brazoria County Sheriff's Office Crime Lab
Toxicology
Ethanol Analysis

Sample Name: Blood A new (24-0949) **Description:** Alq 2 **Sample Barcode:** 24-0949 **Vial Number:** 56
Instrument: BAC 1 **Acq. Method:** BAC.M **Injection Date:** 4/16/2024 2:14:34 PM
Data File: C:\Chem32\1\Data\2024\BAC_20240416_KB 2024-04-16 09-18-55\056F5601.D



Name FID1A

Compound	Peak Symmetry	RT [min]	Expected RT[min]	Area	Concentration [g/100 mL]
Ethanol	0.84153	1.211	1.209	113.0416	0.0801
n-Propanol	0.88138	2.024	2.023	251.1559	0.0100

Name FID2B

Compound	Peak Symmetry	RT [min]	Expected RT[min]	Area	Concentration [g/100 mL]
Ethanol	0.81908	1.456	1.452	105.4673	0.0797
n-Propanol	0.89631	2.623	2.620	233.5212	0.0100

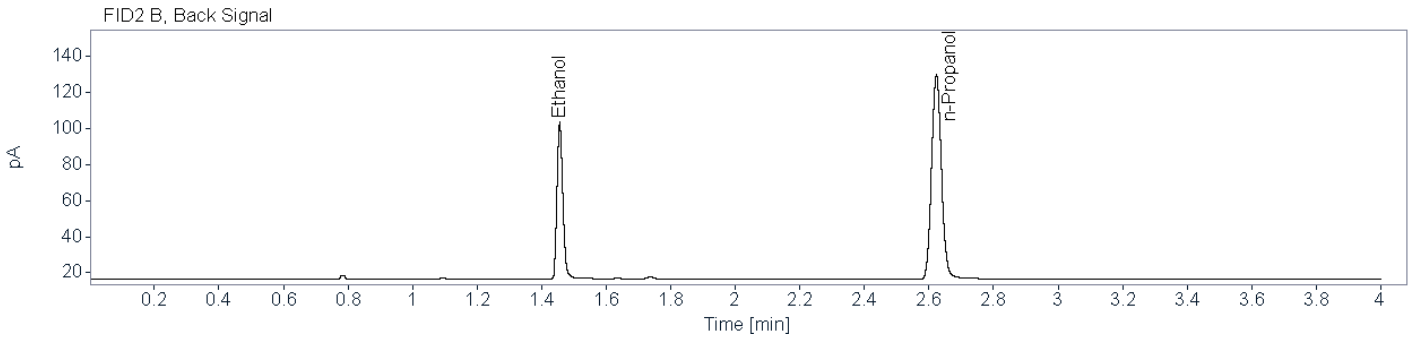
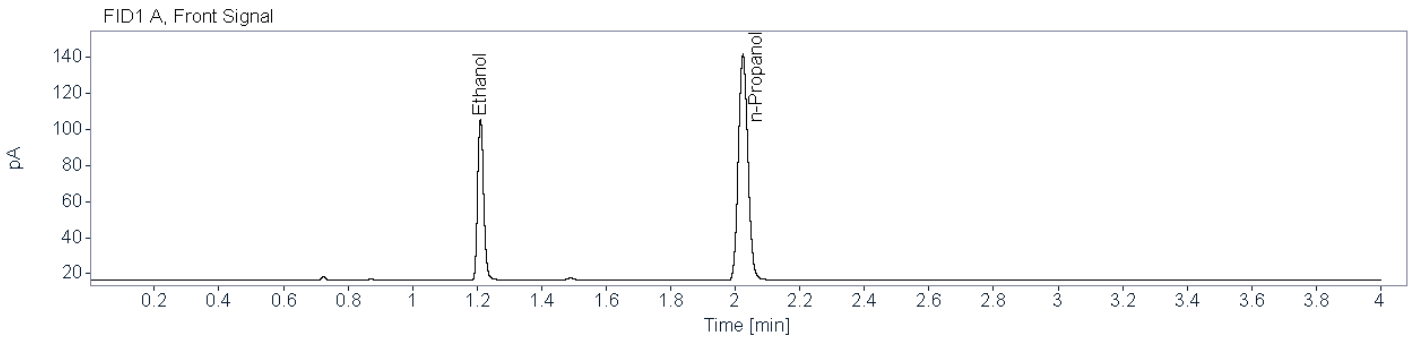


Brazoria County Sheriff's Office Crime Lab

Toxicology

Ethanol Analysis

Sample Name: Blood A new (24-0948) **Description:** Alq 2 **Sample Barcode:** 24-0948 **Vial Number:** 57
Instrument: BAC 1 **Acq. Method:** BAC.M **Injection Date:** 4/16/2024 2:20:16 PM
Data File: C:\Chem32\1\Data\2024\BAC_20240416_KB 2024-04-16 09-18-55\057F5701.D



Name FID1A

Compound	Peak Symmetry	RT [min]	Expected RT[min]	Area	Concentration [g/100 mL]
Ethanol	0.83103	1.210	1.209	116.1266	0.0804
n-Propanol	0.86855	2.024	2.023	256.9630	0.0100

Name FID2B

Compound	Peak Symmetry	RT [min]	Expected RT[min]	Area	Concentration [g/100 mL]
Ethanol	0.81664	1.456	1.452	108.6926	0.0803
n-Propanol	0.89671	2.623	2.620	238.9555	0.0100

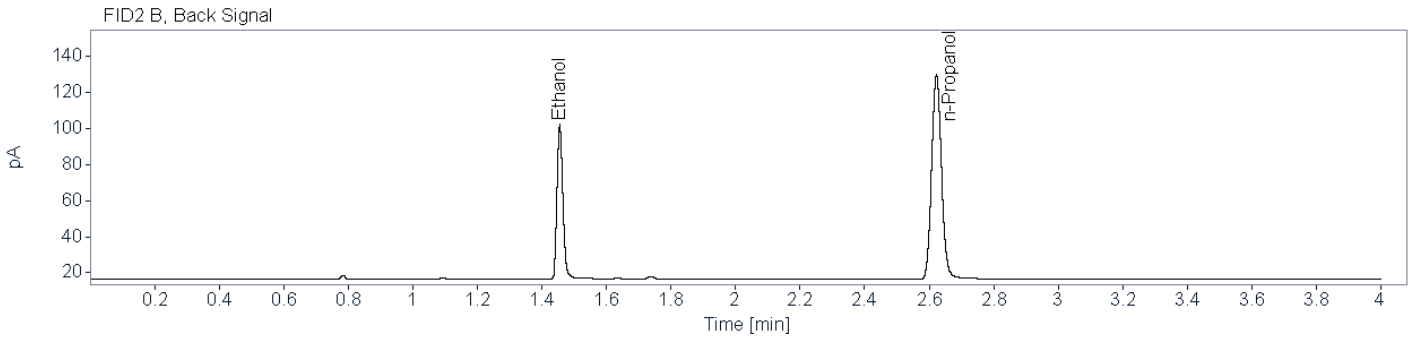
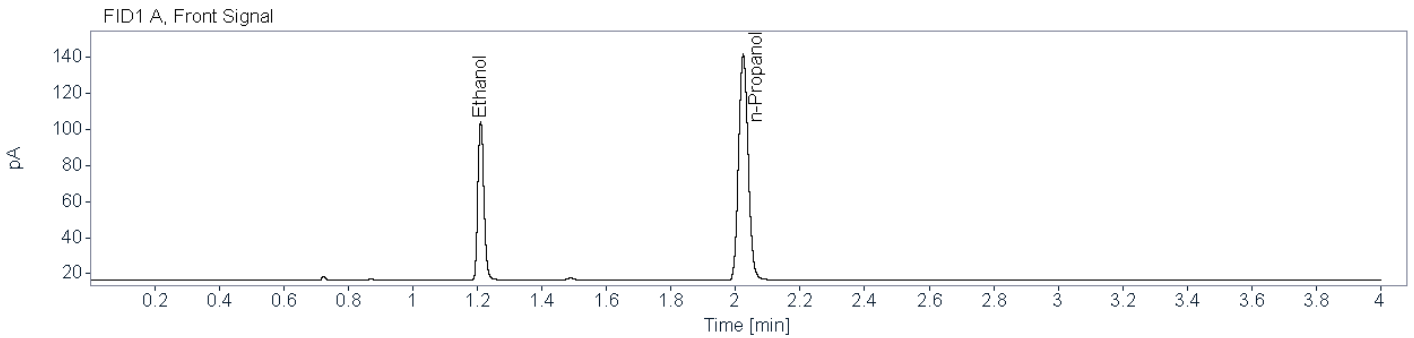


Brazoria County Sheriff's Office Crime Lab

Toxicology

Ethanol Analysis

Sample Name: Blood A new (24-0947) **Description:** Alq 2 **Sample Barcode:** 24-0947 **Vial Number:** 58
Instrument: BAC 1 **Acq. Method:** BAC.M **Injection Date:** 4/16/2024 2:24:58 PM
Data File: C:\Chem32\1\Data\2024\BAC_20240416_KB 2024-04-16 09-18-55\058F5801.D



Name FID1A

Compound	Peak Symmetry	RT [min]	Expected RT[min]	Area	Concentration [g/100 mL]
Ethanol	0.84020	1.210	1.209	115.5300	0.0800
n-Propanol	0.88298	2.024	2.023	256.8547	0.0100

Name FID2B

Compound	Peak Symmetry	RT [min]	Expected RT[min]	Area	Concentration [g/100 mL]
Ethanol	0.81686	1.455	1.452	107.7830	0.0796
n-Propanol	0.89567	2.622	2.620	239.0022	0.0100

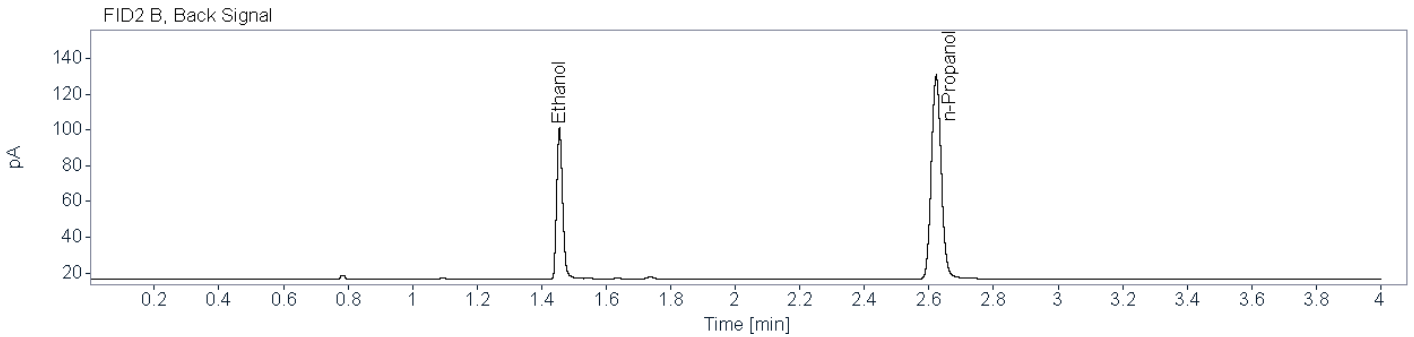
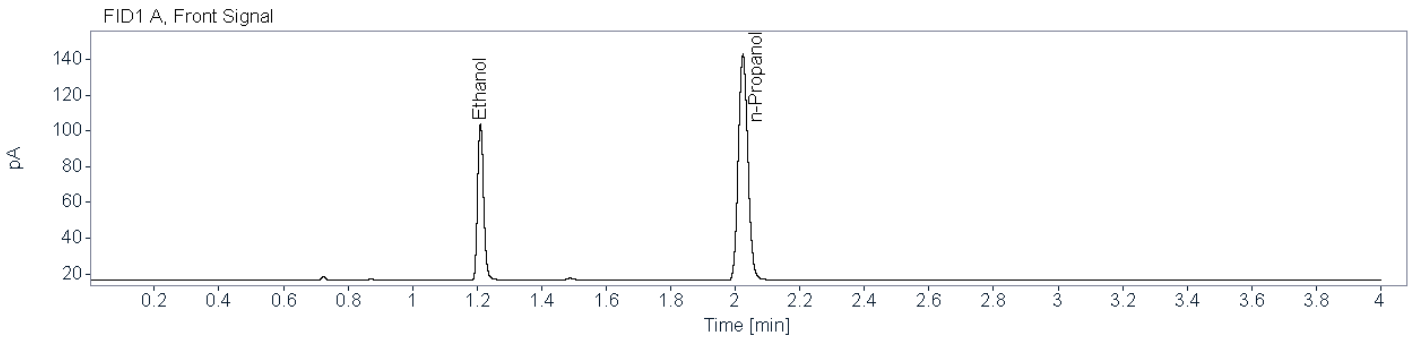


Brazoria County Sheriff's Office Crime Lab

Toxicology

Ethanol Analysis

Sample Name: Blood A new (24-0946) **Description:** Alq 2 **Sample Barcode:** 24-0946 **Vial Number:** 59
Instrument: BAC 1 **Acq. Method:** BAC.M **Injection Date:** 4/16/2024 2:30:39 PM
Data File: C:\Chem32\1\Data\2024\BAC_20240416_KB 2024-04-16 09-18-55\059F5901.D




Name FID1A

Compound	Peak Symmetry	RT [min]	Expected RT[min]	Area	Concentration [g/100 mL]
Ethanol	0.83131	1.210	1.209	114.1048	0.0782
n-Propanol	0.87067	2.024	2.023	259.5764	0.0100

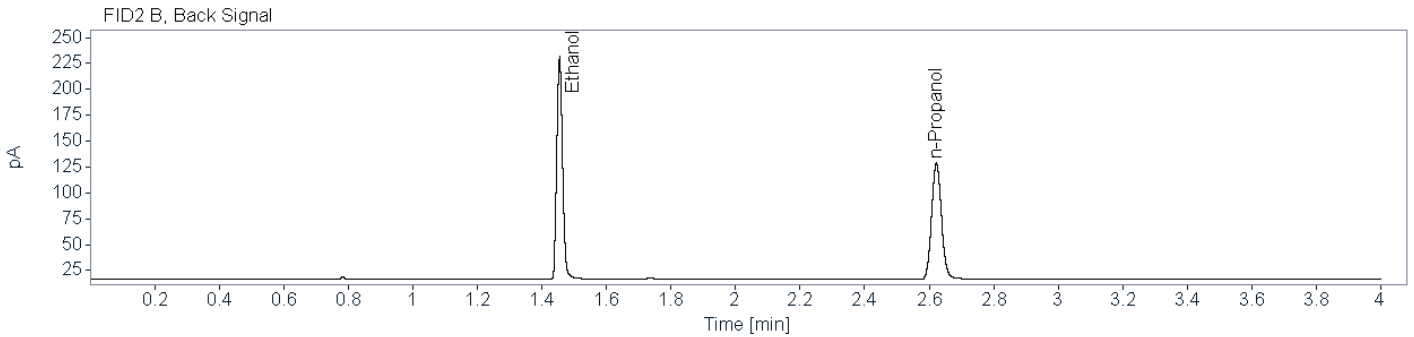
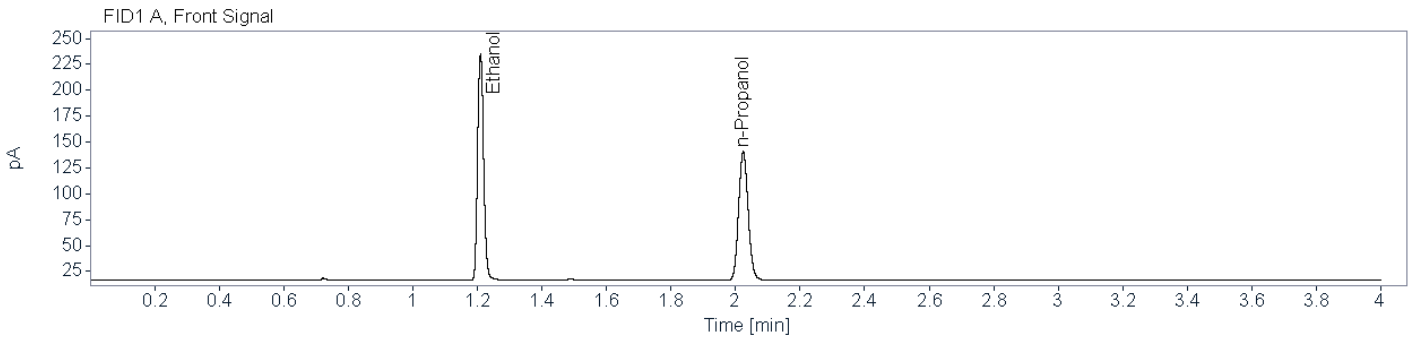
Name FID2B

Compound	Peak Symmetry	RT [min]	Expected RT[min]	Area	Concentration [g/100 mL]
Ethanol	0.81323	1.455	1.452	106.9524	0.0782
n-Propanol	0.90031	2.622	2.620	241.4205	0.0100



Brazoria County Sheriff's Office Crime Lab
Toxicology
Ethanol Analysis

Sample Name: Blood B new (24-0945) **Description:** Alq 2 **Sample Barcode:** 24-0945 **Vial Number:** 60
Instrument: BAC 1 **Acq. Method:** BAC.M **Injection Date:** 4/16/2024 2:35:23 PM
Data File: C:\Chem32\1\Data\2024\BAC_20240416_KB 2024-04-16 09-18-55\060F6001.D



Name FID1A

Compound	Peak Symmetry	RT [min]	Expected RT[min]	Area	Concentration [g/100 mL]
Ethanol	0.85649	1.210	1.209	285.0773	0.1978
n-Propanol	0.87959	2.024	2.023	255.0058	0.0100

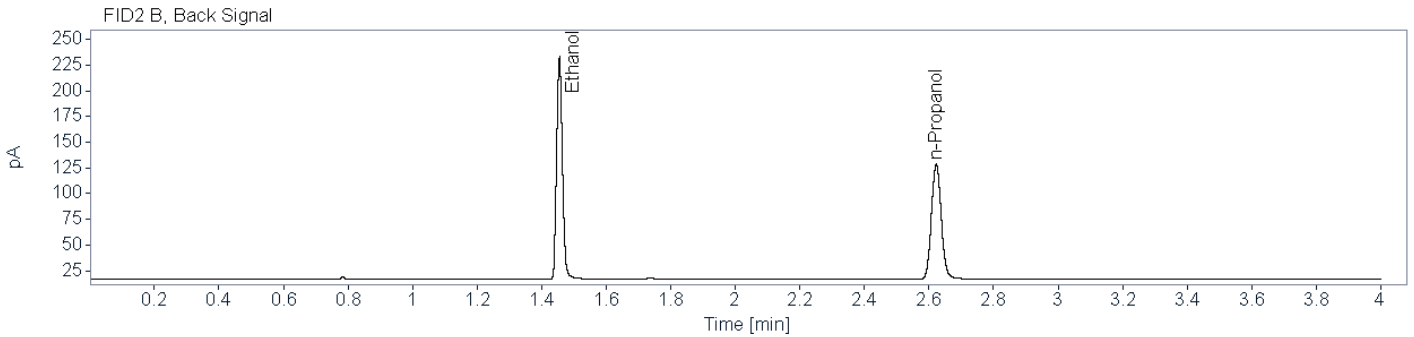
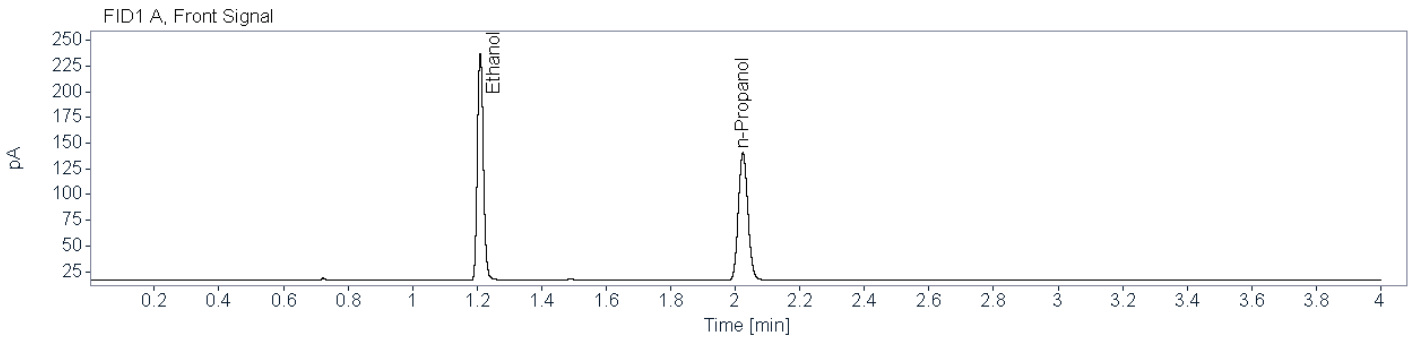
Name FID2B

Compound	Peak Symmetry	RT [min]	Expected RT[min]	Area	Concentration [g/100 mL]
Ethanol	0.85645	1.455	1.452	268.0998	0.1980
n-Propanol	0.89592	2.622	2.620	237.2724	0.0100



Brazoria County Sheriff's Office Crime Lab
Toxicology
Ethanol Analysis

Sample Name: Blood B new (24-0944) **Description:** Alq 2 **Sample Barcode:** 24-0944 **Vial Number:** 61
Instrument: BAC 1 **Acq. Method:** BAC.M **Injection Date:** 4/16/2024 2:41:03 PM
Data File: C:\Chem32\1\Data\2024\BAC_20240416_KB 2024-04-16 09-18-55\061F6101.D



Name FID1A

Compound	Peak Symmetry	RT [min]	Expected RT[min]	Area	Concentration [g/100 mL]
Ethanol	0.84819	1.210	1.209	286.1514	0.1986
n-Propanol	0.86874	2.024	2.023	254.9187	0.0100

Name FID2B

Compound	Peak Symmetry	RT [min]	Expected RT[min]	Area	Concentration [g/100 mL]
Ethanol	0.85761	1.455	1.452	269.3228	0.1991
n-Propanol	0.90363	2.623	2.620	237.0645	0.0100

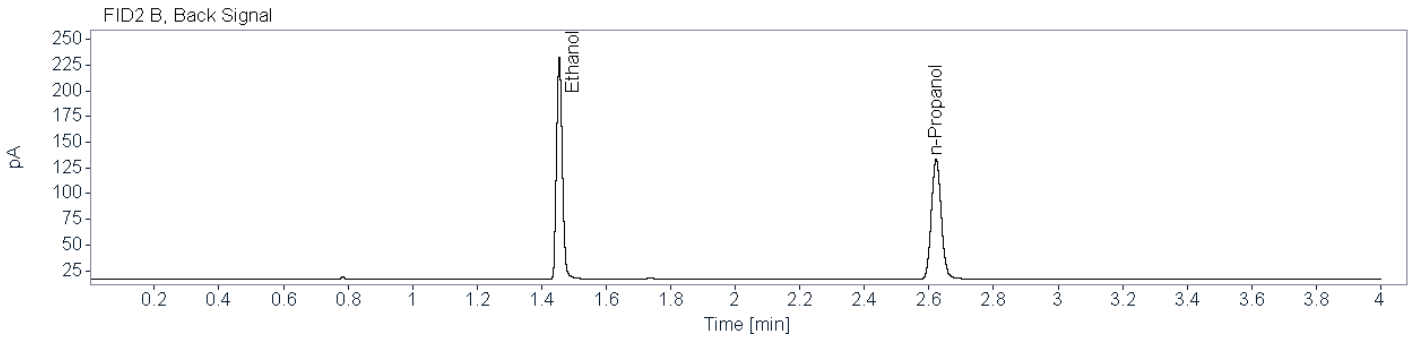
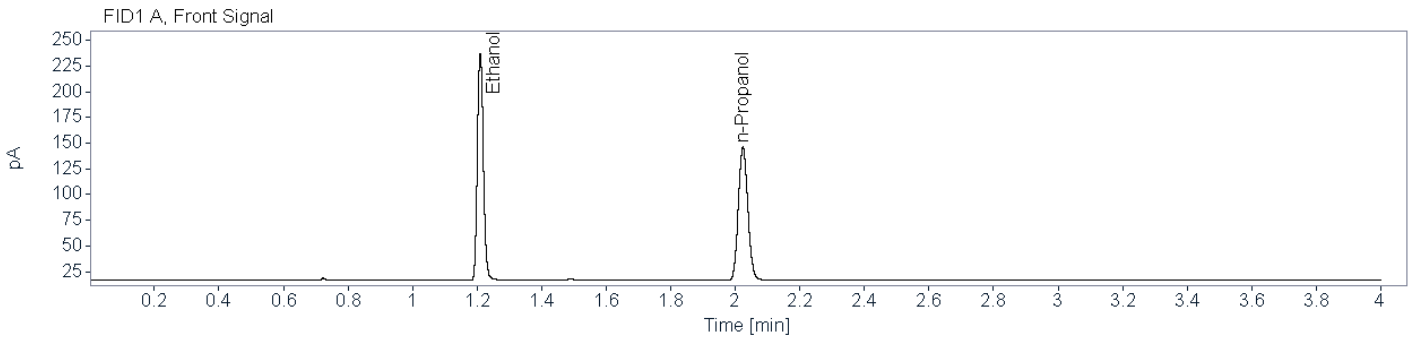


Brazoria County Sheriff's Office Crime Lab

Toxicology

Ethanol Analysis

Sample Name: Blood B new (24-0943) **Description:** Alq 2 **Sample Barcode:** 24-0943 **Vial Number:** 62
Instrument: BAC 1 **Acq. Method:** BAC.M **Injection Date:** 4/16/2024 2:45:47 PM
Data File: C:\Chem32\1\Data\2024\BAC_20240416_KB 2024-04-16 09-18-55\062F6201.D




Name FID1A

Compound	Peak Symmetry	RT [min]	Expected RT[min]	Area	Concentration [g/100 mL]
Ethanol	0.84775	1.210	1.209	286.2534	0.1905
n-Propanol	0.87918	2.024	2.023	265.8227	0.0100

Name FID2B

Compound	Peak Symmetry	RT [min]	Expected RT[min]	Area	Concentration [g/100 mL]
Ethanol	0.85606	1.455	1.452	269.3905	0.1910
n-Propanol	0.90762	2.623	2.620	247.2012	0.0100

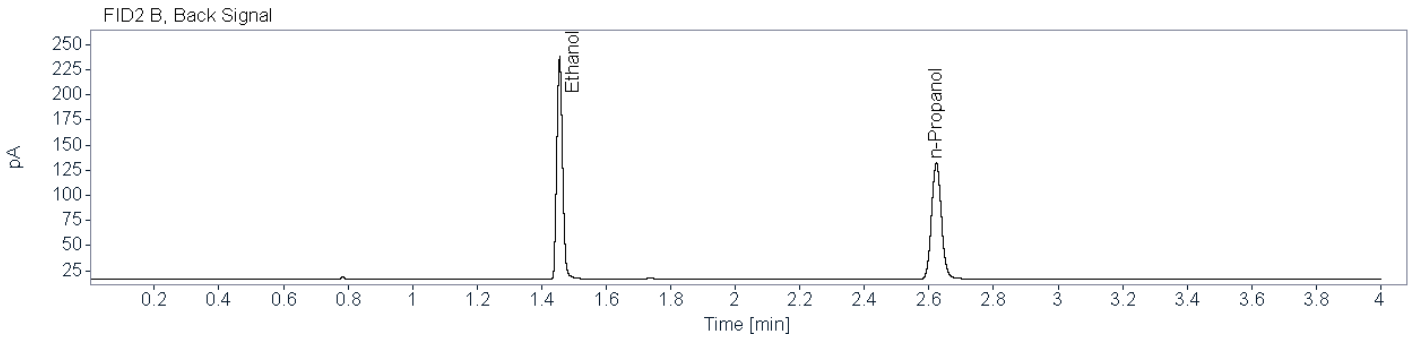
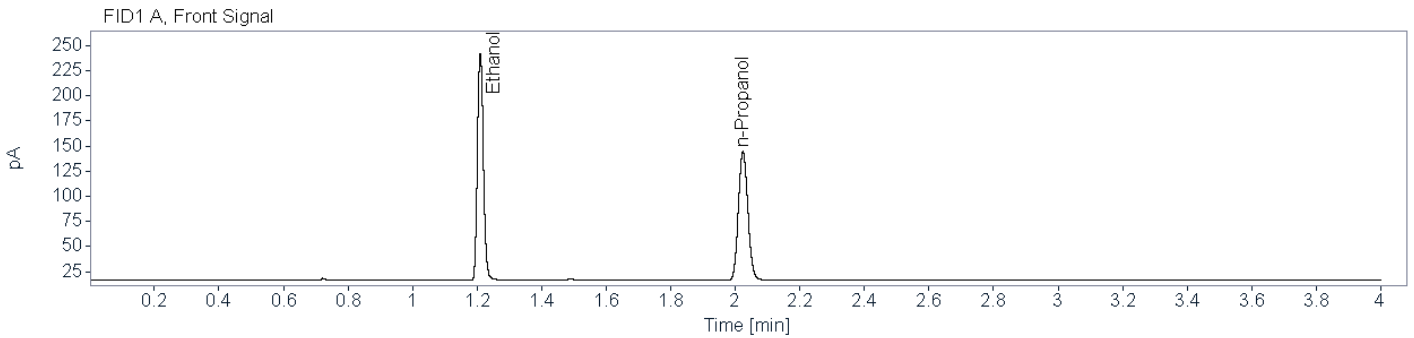


Brazoria County Sheriff's Office Crime Lab

Toxicology

Ethanol Analysis

Sample Name: Blood B new (24-0942) **Description:** Alq 2 **Sample Barcode:** 24-0942 **Vial Number:** 63
Instrument: BAC 1 **Acq. Method:** BAC.M **Injection Date:** 4/16/2024 2:51:27 PM
Data File: C:\Chem32\1\Data\2024\BAC_20240416_KB 2024-04-16 09-18-55\063F6301.D



Name FID1A

Compound	Peak Symmetry	RT [min]	Expected RT[min]	Area	Concentration [g/100 mL]
Ethanol	0.85218	1.210	1.209	290.9007	0.1958
n-Propanol	0.87221	2.024	2.023	262.8442	0.0100

Name FID2B

Compound	Peak Symmetry	RT [min]	Expected RT[min]	Area	Concentration [g/100 mL]
Ethanol	0.85824	1.456	1.452	274.2541	0.1963
n-Propanol	0.90502	2.623	2.620	244.7836	0.0100

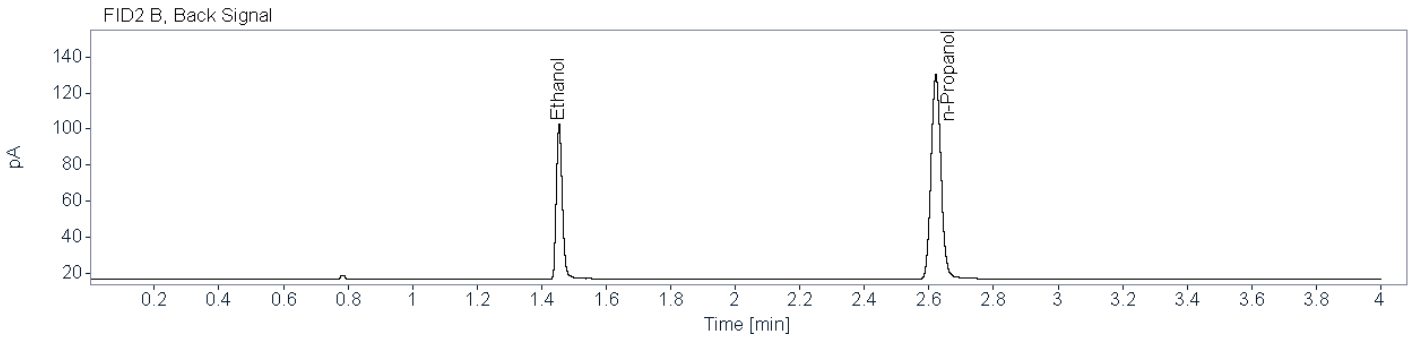
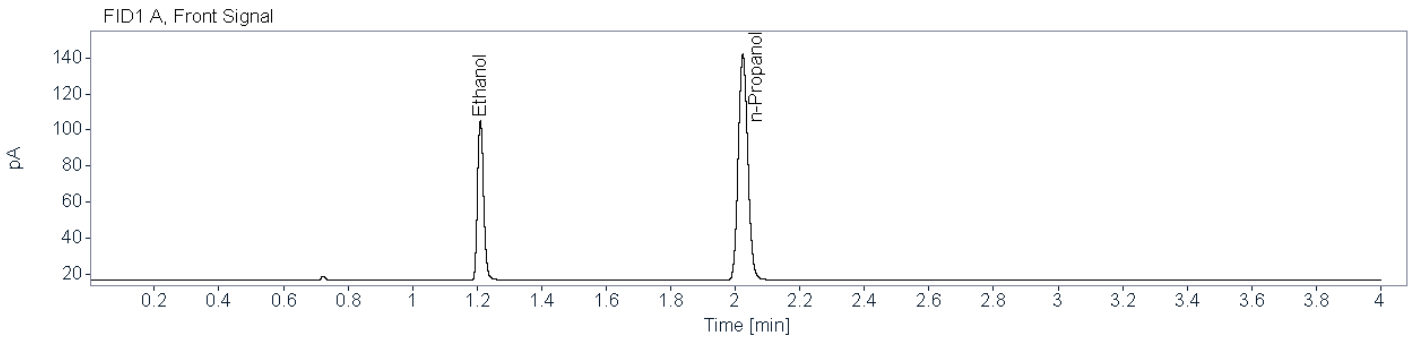


Brazoria County Sheriff's Office Crime Lab

Toxicology

Ethanol Analysis

Sample Name: Low QC new (24-0941) **Description:** Alq 2 **Sample Barcode:** 24-0941 **Vial Number:** 64
Instrument: BAC 1 **Acq. Method:** BAC.M **Injection Date:** 4/16/2024 2:56:10 PM
Data File: C:\Chem32\1\Data\2024\BAC_20240416_KB 2024-04-16 09-18-55\064F6401.D



Name FID1A

Compound	Peak Symmetry	RT [min]	Expected RT[min]	Area	Concentration [g/100 mL]
Ethanol	0.82290	1.210	1.209	116.9088	0.0803
n-Propanol	0.87734	2.023	2.023	258.8091	0.0100

Name FID2B

Compound	Peak Symmetry	RT [min]	Expected RT[min]	Area	Concentration [g/100 mL]
Ethanol	0.81369	1.454	1.452	110.1507	0.0808
n-Propanol	0.89577	2.622	2.620	240.6176	0.0100

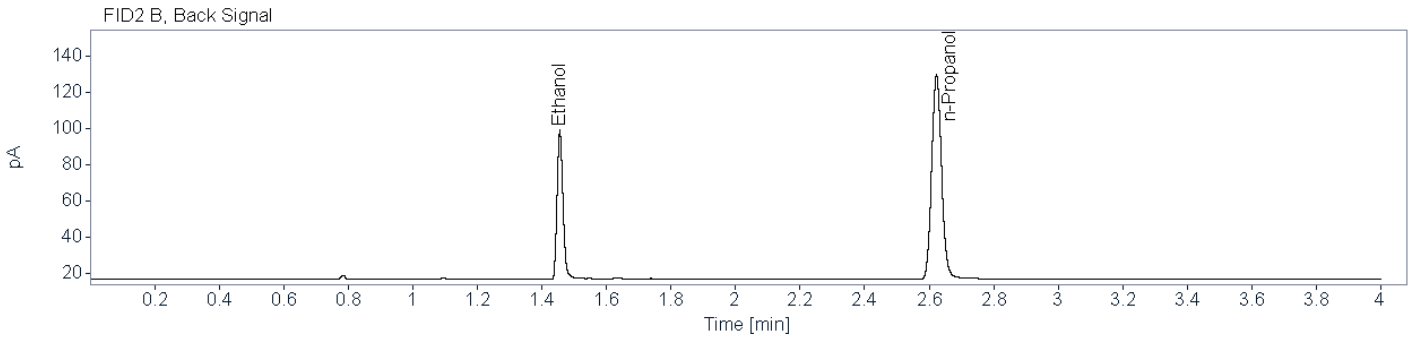
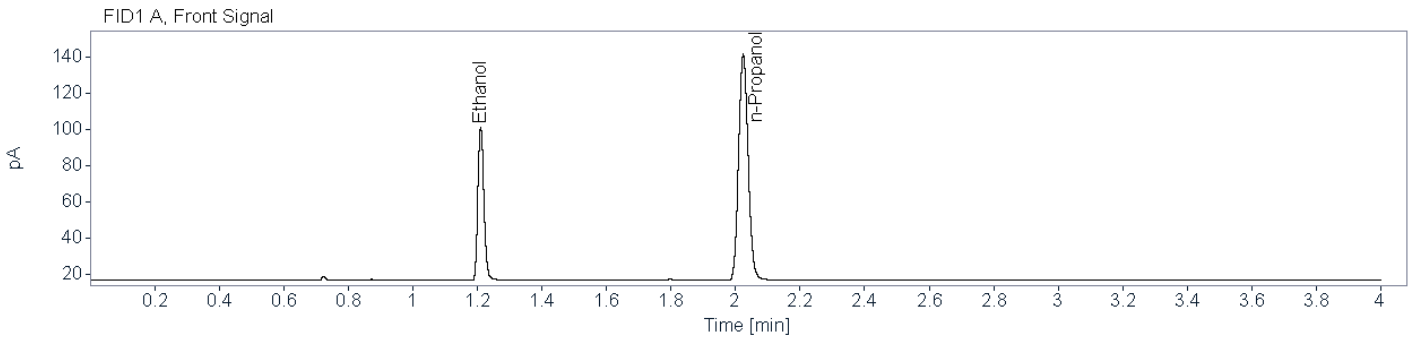


Brazoria County Sheriff's Office Crime Lab

Toxicology

Ethanol Analysis

Sample Name: Blood QC A (24-0915) **Description:** **Sample Barcode:** 24-0915 **Vial Number:** 65
Instrument: BAC 1 **Acq. Method:** BAC.M **Injection Date:** 4/16/2024 3:01:51 PM
Data File: C:\Chem32\1\Data\2024\BAC_20240416_KB 2024-04-16 09-18-55\065F6501.D




Name FID1A

Compound	Peak Symmetry	RT [min]	Expected RT[min]	Area	Concentration [g/100 mL]
Ethanol	0.84022	1.210	1.209	110.7237	0.0770
n-Propanol	0.87637	2.024	2.023	255.9946	0.0100

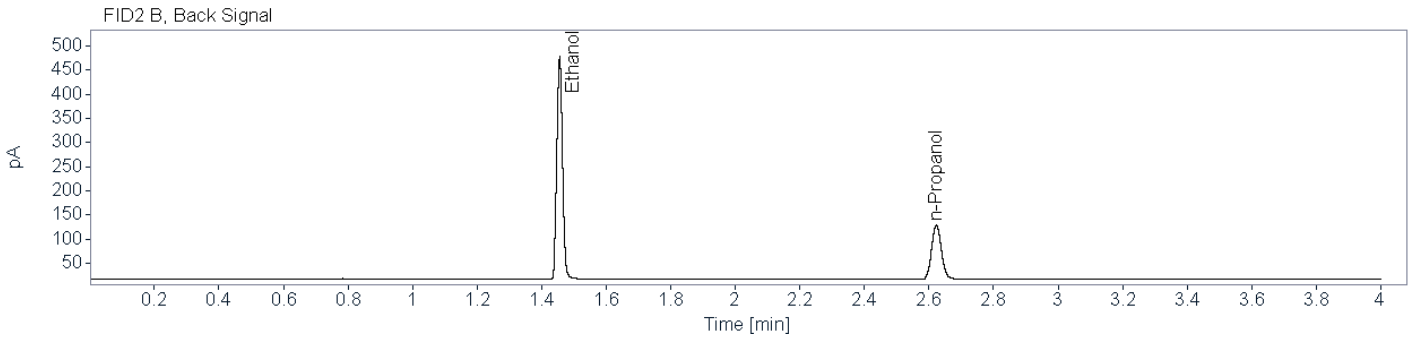
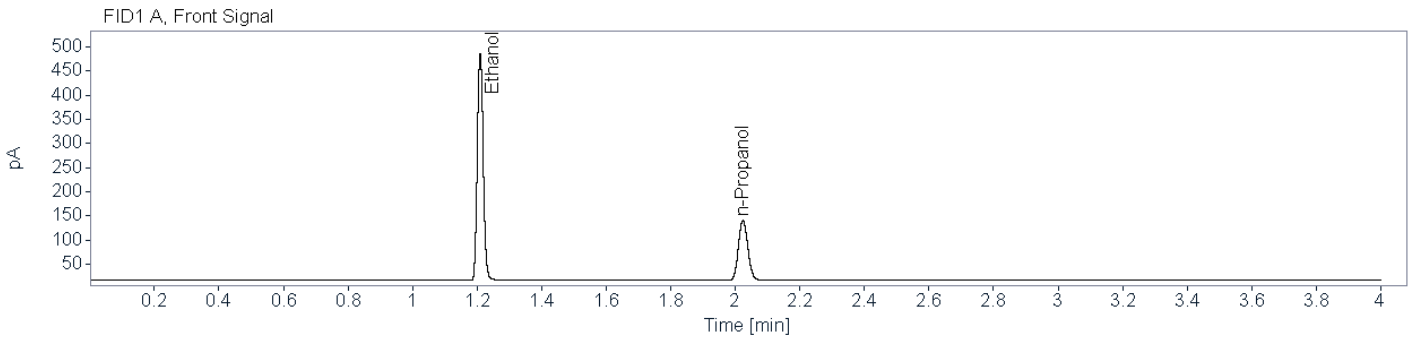
Name FID2B

Compound	Peak Symmetry	RT [min]	Expected RT[min]	Area	Concentration [g/100 mL]
Ethanol	0.81671	1.456	1.452	103.3712	0.0766
n-Propanol	0.89678	2.623	2.620	238.3910	0.0100



Brazoria County Sheriff's Office Crime Lab
Toxicology
Ethanol Analysis

Sample Name: High QC (24-0916) **Description:** **Sample Barcode:** 24-0916 **Vial Number:** 66
Instrument: BAC 1 **Acq. Method:** BAC.M **Injection Date:** 4/16/2024 3:06:35 PM
Data File: C:\Chem32\1\Data\2024\BAC_20240416_KB 2024-04-16 09-18-55\066F6601.D



Name FID1A

Compound	Peak Symmetry	RT [min]	Expected RT[min]	Area	Concentration [g/100 mL]
Ethanol	0.89350	1.210	1.209	601.3605	0.4168
n-Propanol	0.87803	2.024	2.023	254.7488	0.0100

Name FID2B

Compound	Peak Symmetry	RT [min]	Expected RT[min]	Area	Concentration [g/100 mL]
Ethanol	0.91518	1.456	1.452	568.5226	0.4194
n-Propanol	0.89548	2.623	2.620	236.9272	0.0100

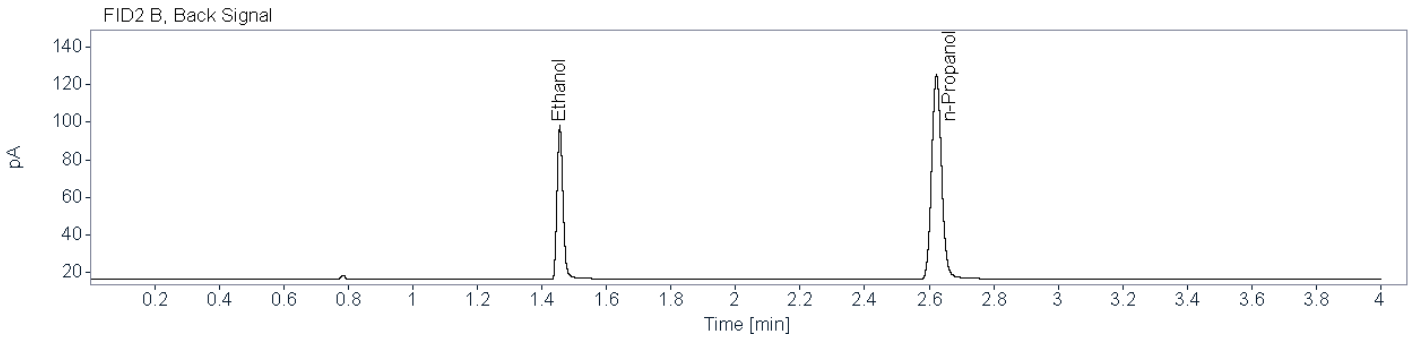
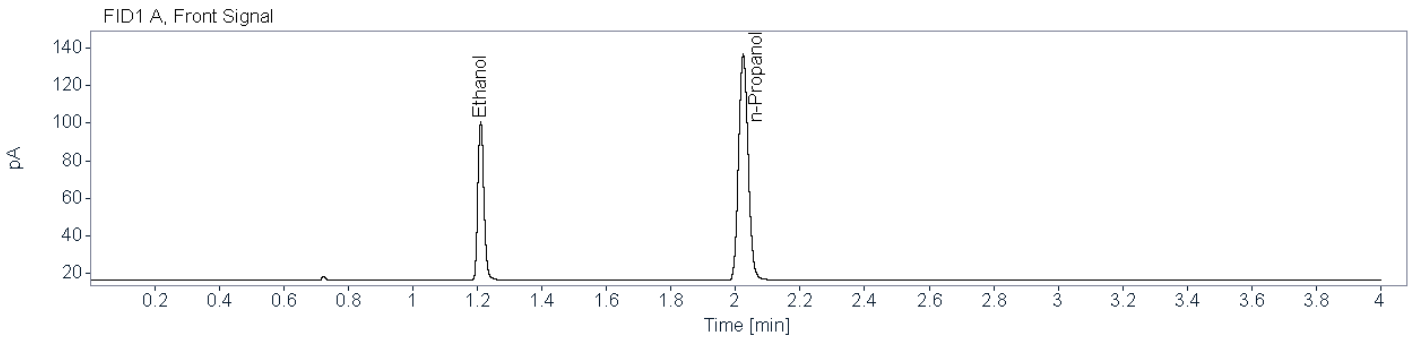


Brazoria County Sheriff's Office Crime Lab

Toxicology

Ethanol Analysis

Sample Name: Low QC (24-0917) **Description:** **Sample Barcode:** 24-0917 **Vial Number:** 67
Instrument: BAC 1 **Acq. Method:** BAC.M **Injection Date:** 4/16/2024 3:12:15 PM
Data File: C:\Chem32\1\Data\2024\BAC_20240416_KB 2024-04-16 09-18-55\067F6701.D



Name FID1A

Compound	Peak Symmetry	RT [min]	Expected RT[min]	Area	Concentration [g/100 mL]
Ethanol	0.84248	1.210	1.209	110.0169	0.0793
n-Propanol	0.88081	2.024	2.023	246.7312	0.0100

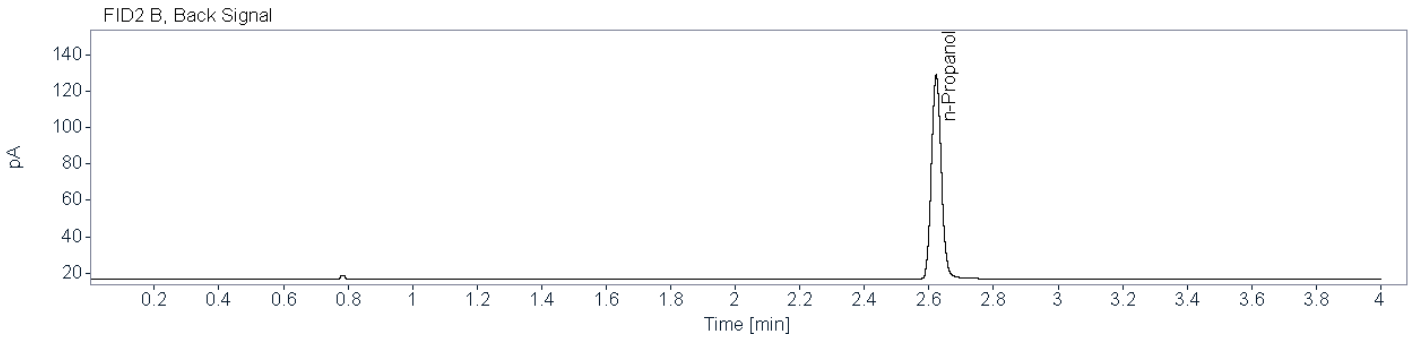
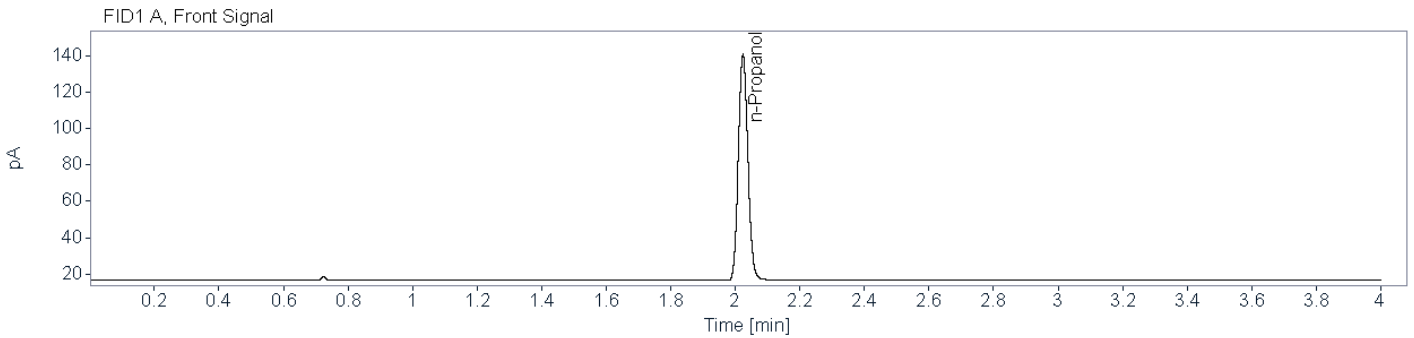
Name FID2B

Compound	Peak Symmetry	RT [min]	Expected RT[min]	Area	Concentration [g/100 mL]
Ethanol	0.81704	1.456	1.452	102.8283	0.0790
n-Propanol	0.88718	2.623	2.620	229.5865	0.0100



Brazoria County Sheriff's Office Crime Lab
Toxicology
Ethanol Analysis

Sample Name: DI Water (24-0918) **Description:** **Sample Barcode:** 24-0918 **Vial Number:** 68
Instrument: BAC 1 **Acq. Method:** BAC.M **Injection Date:** 4/16/2024 3:16:59 PM
Data File: C:\Chem32\1\Data\2024\BAC_20240416_KB 2024-04-16 09-18-55\068F6801.D



Name FID1A

Compound	Peak Symmetry	RT [min]	Expected RT[min]	Area	Concentration [g/100 mL]
n-Propanol	0.87728	2.024	2.023	256.1213	0.0100

Name FID2B

Compound	Peak Symmetry	RT [min]	Expected RT[min]	Area	Concentration [g/100 mL]
n-Propanol	0.89665	2.623	2.620	238.3523	0.0100



Brazoria County Crime Laboratory

Toxicology

Ethanol Confirmation Worksheet

Lab Number:

BCCL-21-1676 001

Batch Name: BAC_20240416_KB

Instrument: BAC-1

Analyst: Kayla M. Baylor

Specimen type:



Blood



Liquid



Other: _____

Results:

	FID1		FID2
Ethanol			
Aliquot 1:	<u>0.1490</u>	Aliquot 1:	<u>0.1492</u>
Aliquot 2:	<u>0.1622</u>	Aliquot 2:	<u>0.1622</u>

KB 5/3/2024

~~Reported Result: 0.155 g/100 mL~~

~~Reported UM: 0.022 g/100 mL~~

Comments:

Previously analyzed in BAC_20240312_KB, BAC_20240328_KB, and BAC_20240402_KB -KB 5/3/2024

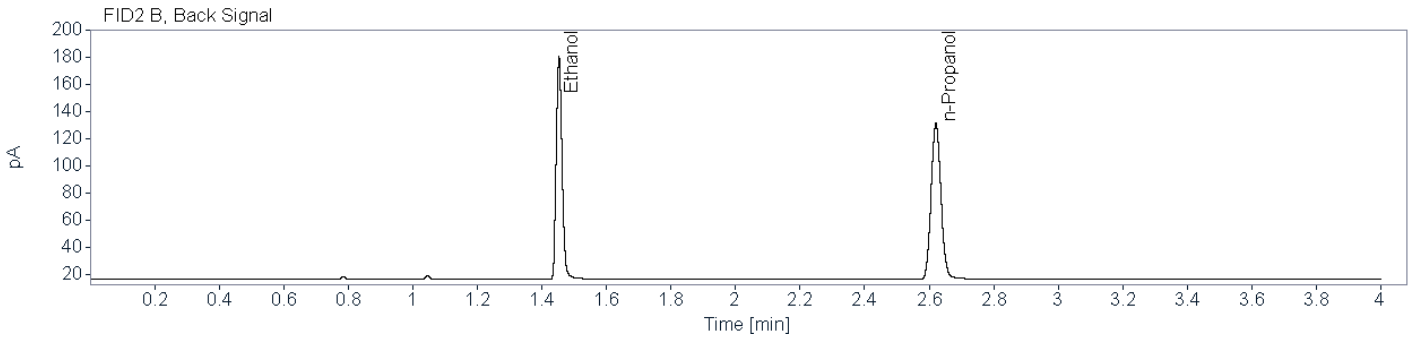
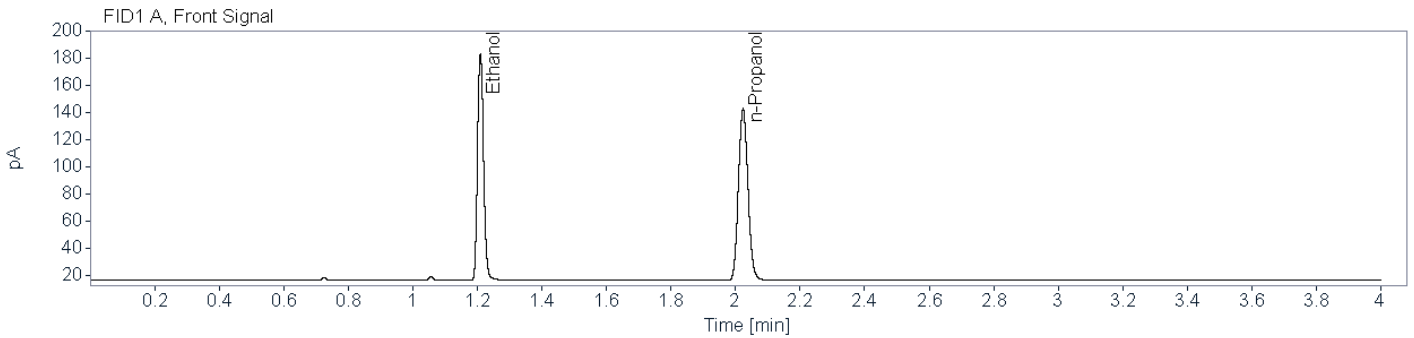
Blood QC A failed to meet acceptance criteria, this sample will be repeated -KB 5/3/2024

Total Number of Printed Examination Pages: 0



Brazoria County Sheriff's Office Crime Lab
Toxicology
Ethanol Analysis

Sample Name: BCCL-21-1676 001 (24-0872) **Description:** Alq 1 **Sample Barcode:** 24-0872 **Vial Number:** 12
Instrument: BAC 1 **Acq. Method:** BAC.M **Injection Date:** 4/16/2024 10:25:47 AM
Data File: C:\Chem32\1\Data\2024\BAC_20240416_KB 2024-04-16 09-18-55\012F1201.D



Name FID1A

Compound	Peak Symmetry	RT [min]	Expected RT[min]	Area	Concentration [g/100 mL]
Ethanol	0.83615	1.209	1.209	218.7007	0.1490
n-Propanol	0.87683	2.023	2.023	259.9462	0.0100

Name FID2B

Compound	Peak Symmetry	RT [min]	Expected RT[min]	Area	Concentration [g/100 mL]
Ethanol	0.83689	1.453	1.452	206.3530	0.1492
n-Propanol	0.90252	2.621	2.620	242.6660	0.0100

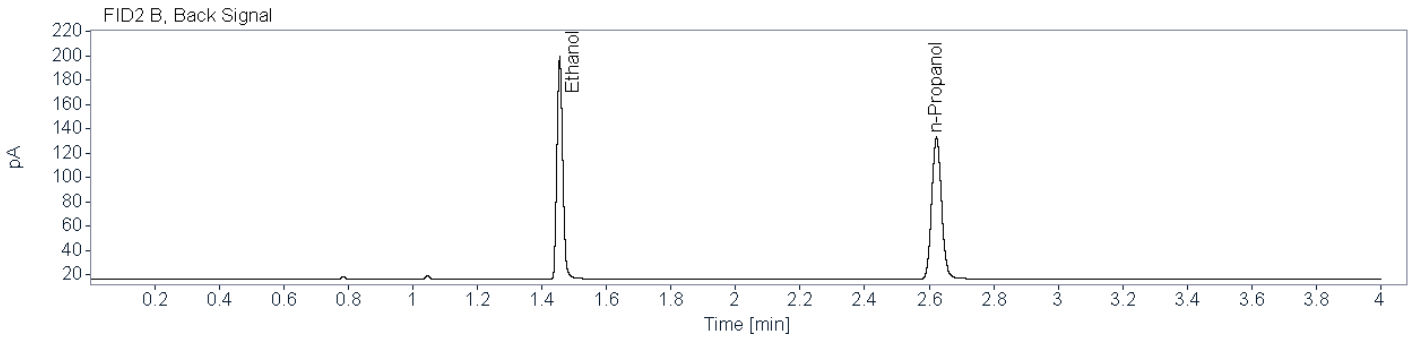
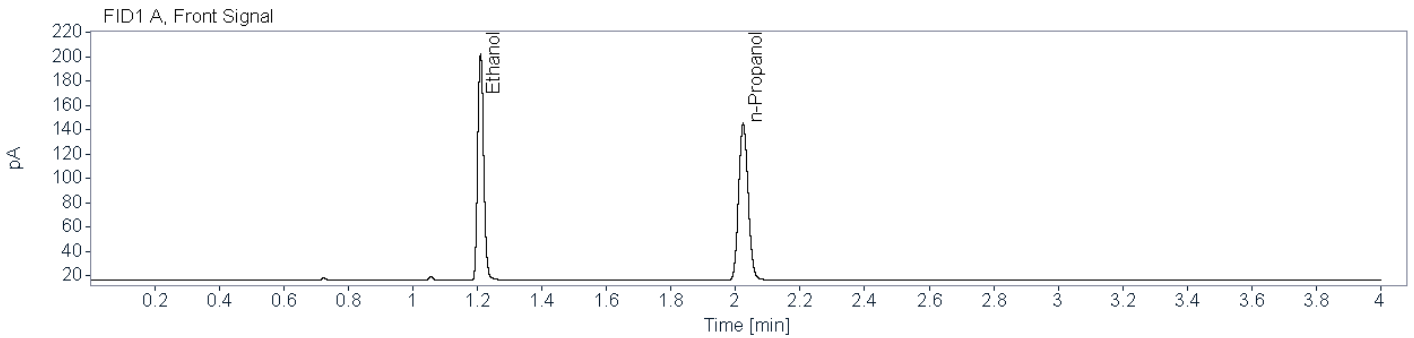


Brazoria County Sheriff's Office Crime Lab

Toxicology

Ethanol Analysis

Sample Name: BCCL-21-1676 001 (24-0914) **Description:** Alq 2 **Sample Barcode:** 24-0914 **Vial Number:** 54
Instrument: BAC 1 **Acq. Method:** BAC.M **Injection Date:** 4/16/2024 2:04:10 PM
Data File: C:\Chem32\1\Data\2024\BAC_20240416_KB 2024-04-16 09-18-55\054F5401.D



Name FID1A

Compound	Peak Symmetry	RT [min]	Expected RT[min]	Area	Concentration [g/100 mL]
Ethanol	0.85486	1.210	1.209	241.5675	0.1622
n-Propanol	0.88166	2.024	2.023	263.7047	0.0100

Name FID2B

Compound	Peak Symmetry	RT [min]	Expected RT[min]	Area	Concentration [g/100 mL]
Ethanol	0.84947	1.455	1.452	227.0611	0.1622
n-Propanol	0.89657	2.623	2.620	245.6227	0.0100



Brazoria County Crime Laboratory

Toxicology

Ethanol Confirmation Worksheet

Lab Number:

BCCL-23-2013 001

Batch Name: BAC_20240416_KB

Instrument: BAC-1

Analyst: Kayla M. Baylor

Specimen type:



Blood



Liquid



Other: _____

Results:

Ethanol

FID1

FID2

Aliquot 1:

0.1157

Aliquot 1:

0.1154

Aliquot 2:

0.1193

Aliquot 2:

0.1194

KB 5/3/2024

Reported Result: ~~0.117~~ g/100 mL

Reported UM: ~~0.017~~ g/100 mL

Comments:

Previously analyzed in BAC_20240328_KB and BAC_20240402_KB -KB 5/3/2024

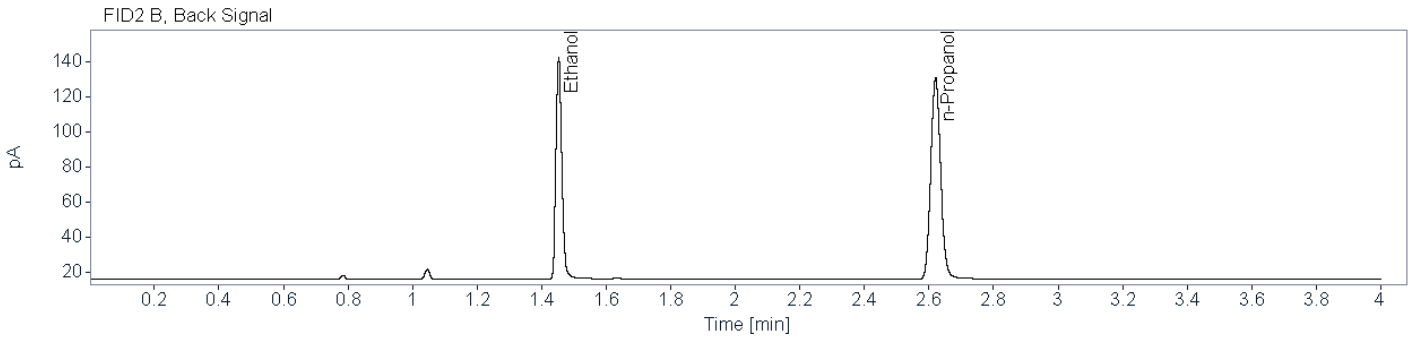
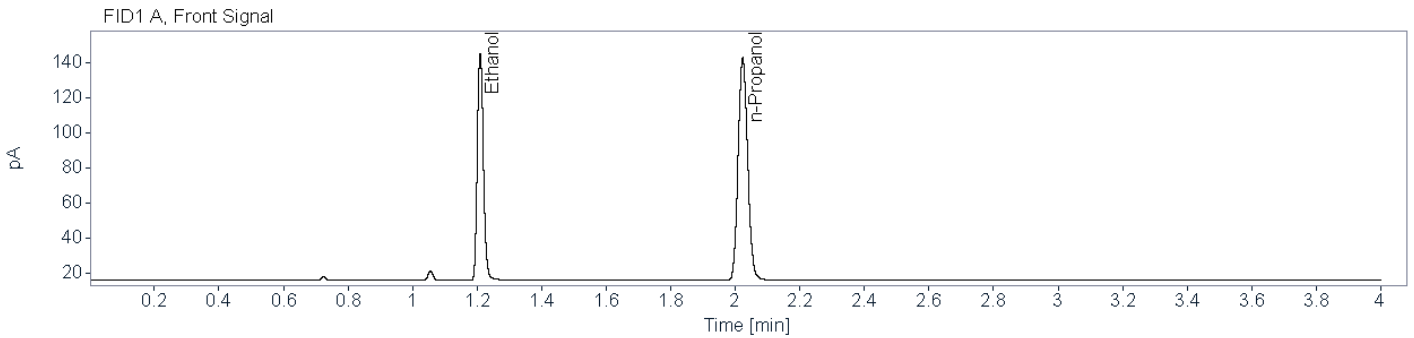
Blood QC A failed to meet acceptance criteria, this sample will be repeated -KB 5/3/2024

Total Number of Printed Examination Pages: 0



Brazoria County Sheriff's Office Crime Lab
Toxicology
Ethanol Analysis

Sample Name: BCCL-23-2013 001 (24-0873) **Description:** Alq 1 **Sample Barcode:** 24-0873 **Vial Number:** 13
Instrument: BAC 1 **Acq. Method:** BAC.M **Injection Date:** 4/16/2024 10:31:28 AM
Data File: C:\Chem32\1\Data\2024\BAC_20240416_KB 2024-04-16 09-18-55\013F1301.D




Name FID1A

Compound	Peak Symmetry	RT [min]	Expected RT[min]	Area	Concentration [g/100 mL]
Ethanol	0.82496	1.210	1.209	169.2581	0.1157
n-Propanol	0.86722	2.023	2.023	259.3717	0.0100

Name FID2B

Compound	Peak Symmetry	RT [min]	Expected RT[min]	Area	Concentration [g/100 mL]
Ethanol	0.83285	1.453	1.452	159.0090	0.1154
n-Propanol	0.90356	2.621	2.620	242.2526	0.0100

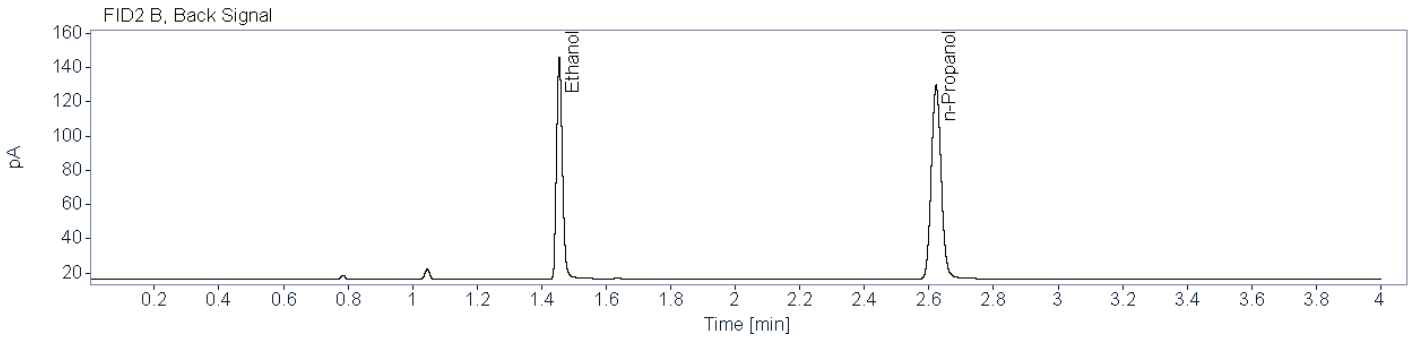
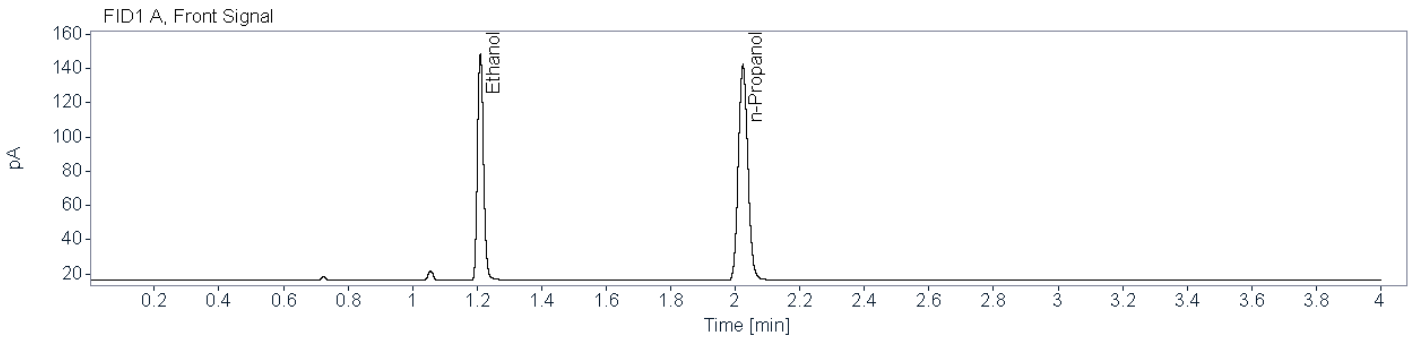


Brazoria County Sheriff's Office Crime Lab

Toxicology

Ethanol Analysis

Sample Name: BCCL-23-2013 001 (24-0913) **Description:** Alq 2 **Sample Barcode:** 24-0913 **Vial Number:** 53
Instrument: BAC 1 **Acq. Method:** BAC.M **Injection Date:** 4/16/2024 1:59:27 PM
Data File: C:\Chem32\1\Data\2024\BAC_20240416_KB 2024-04-16 09-18-55\053F5301.D



Name FID1A

Compound	Peak Symmetry	RT [min]	Expected RT[min]	Area	Concentration [g/100 mL]
Ethanol	0.83532	1.210	1.209	172.9587	0.1193
n-Propanol	0.87764	2.024	2.023	257.0836	0.0100

Name FID2B

Compound	Peak Symmetry	RT [min]	Expected RT[min]	Area	Concentration [g/100 mL]
Ethanol	0.82606	1.455	1.452	162.4748	0.1194
n-Propanol	0.90120	2.622	2.620	239.0934	0.0100



Brazoria County Crime Laboratory

Toxicology

Ethanol Confirmation Worksheet

Lab Number:

BCCL-23-2040 001

Batch Name: BAC_20240416_KB

Instrument: BAC-1

Analyst: Kayla M. Baylor

Specimen type:



Blood



Liquid



Other: _____

Results:

Ethanol

FID1

FID2

Aliquot 1:

0.2364

Aliquot 1:

0.2370

Aliquot 2:

0.2385

Aliquot 2:

0.2390

KB 5/3/2024

Reported Result: ~~0.237~~ g/100 mL

Reported UM: ~~0.034~~ g/100 mL

Comments:

Previously analyzed in BAC_20240328_KB and BAC_20240402_KB -KB 5/3/2024

Blood QC A failed to meet acceptance criteria, this sample will be repeated -KB 5/3/2024

Total Number of Printed Examination Pages: 0

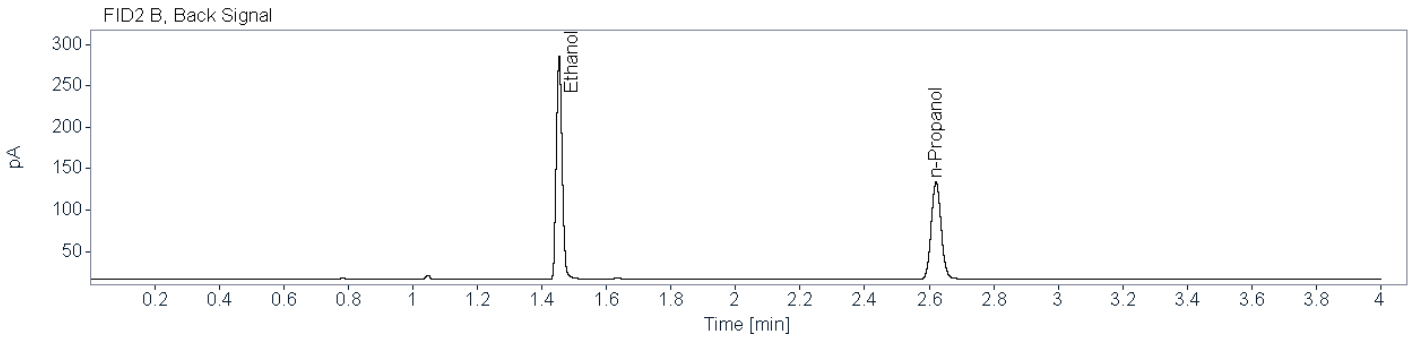
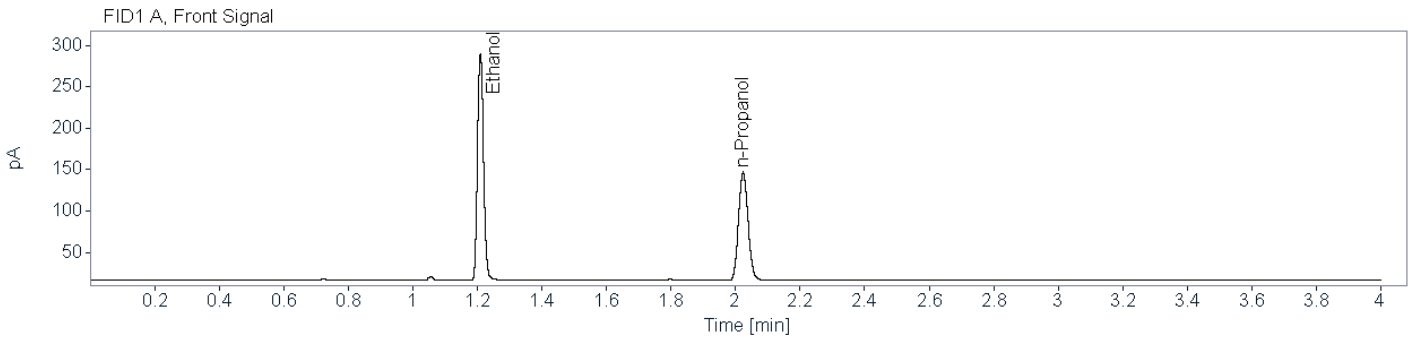


Brazoria County Sheriff's Office Crime Lab

Toxicology

Ethanol Analysis

Sample Name: BCCL-23-2040 001 (24-0874) **Description:** Alq 1 **Sample Barcode:** 24-0874 **Vial Number:** 14
Instrument: BAC 1 **Acq. Method:** BAC.M **Injection Date:** 4/16/2024 10:36:10 AM
Data File: C:\Chem32\1\Data\2024\BAC_20240416_KB 2024-04-16 09-18-55\014F1401.D



Name FID1A

Compound	Peak Symmetry	RT [min]	Expected RT[min]	Area	Concentration [g/100 mL]
Ethanol	0.85906	1.209	1.209	358.5942	0.2364
n-Propanol	0.88610	2.023	2.023	268.2254	0.0100

Name FID2B

Compound	Peak Symmetry	RT [min]	Expected RT[min]	Area	Concentration [g/100 mL]
Ethanol	0.87737	1.454	1.452	338.8739	0.2370
n-Propanol	0.90825	2.621	2.620	250.3474	0.0100

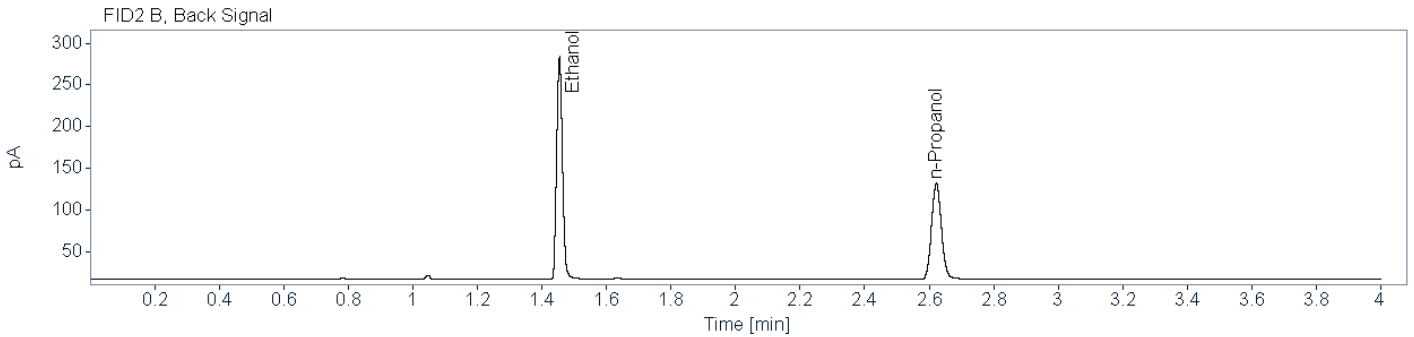
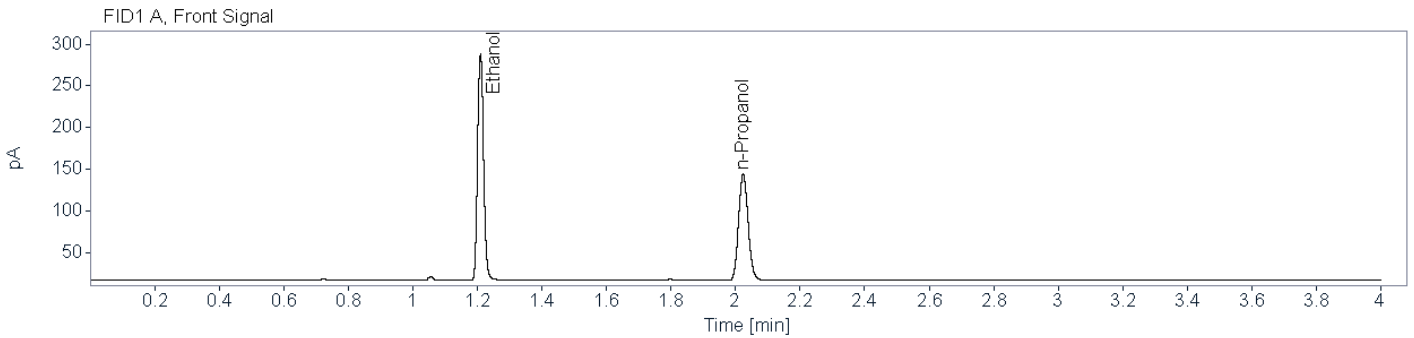


Brazoria County Sheriff's Office Crime Lab

Toxicology

Ethanol Analysis

Sample Name: BCCL-23-2040 001 (24-0912) **Description:** Alq 2 **Sample Barcode:** 24-0912 **Vial Number:** 52
Instrument: BAC 1 **Acq. Method:** BAC.M **Injection Date:** 4/16/2024 1:53:46 PM
Data File: C:\Chem32\1\Data\2024\BAC_20240416_KB 2024-04-16 09-18-55\052F5201.D



Name FID1A

Compound	Peak Symmetry	RT [min]	Expected RT[min]	Area	Concentration [g/100 mL]
Ethanol	0.86394	1.210	1.209	354.1968	0.2385
n-Propanol	0.88249	2.024	2.023	262.5864	0.0100

Name FID2B

Compound	Peak Symmetry	RT [min]	Expected RT[min]	Area	Concentration [g/100 mL]
Ethanol	0.86753	1.454	1.452	333.6272	0.2390
n-Propanol	0.90559	2.622	2.620	244.4482	0.0100



Brazoria County Crime Laboratory

Toxicology

Ethanol Confirmation Worksheet

Lab Number:

BCCL-23-2059 003

Batch Name: BAC_20240416_KB

Instrument: BAC-1

Analyst: Kayla M. Baylor

Specimen type:



Blood



Liquid



Other: _____

Results:

Ethanol

FID1

FID2

Aliquot 1:

0.1156

Aliquot 1:

0.1159

Aliquot 2:

0.1177

Aliquot 2:

0.1176

KB 5/3/2024

Reported Result: ~~0.115~~ g/100 mL

Reported UM: ~~0.017~~ g/100 mL

Comments:

Previously analyzed in BAC_20240328_KB and BAC_20240402_KB -KB 5/3/2024

Blood QC A failed to meet acceptance criteria, this sample will be repeated -KB 5/3/2024

Total Number of Printed Examination Pages: 0

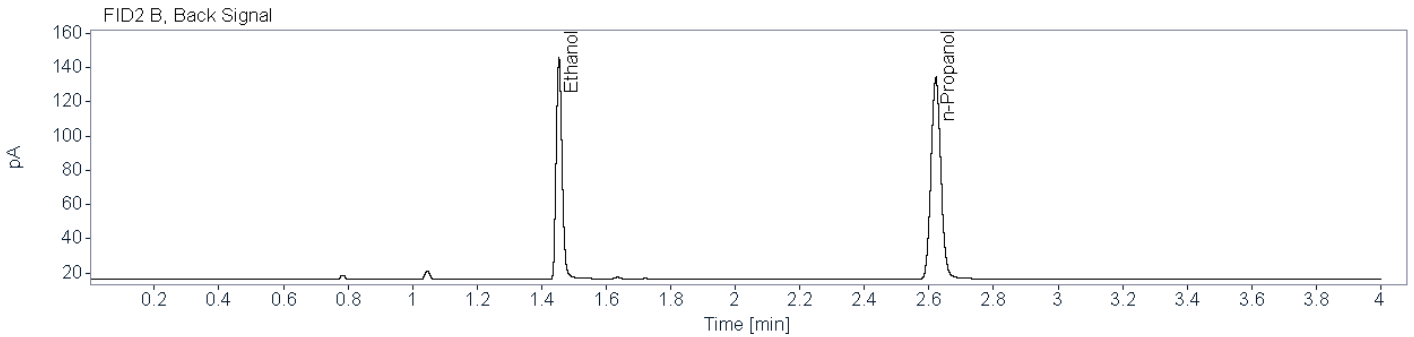
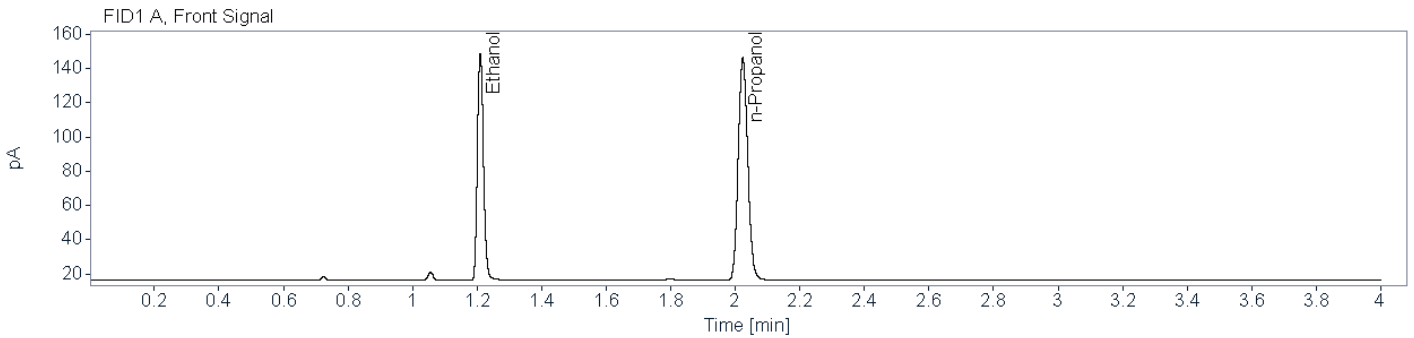


Brazoria County Sheriff's Office Crime Lab

Toxicology

Ethanol Analysis

Sample Name: BCCL-23-2059 003 (24-0875) **Description:** Alq 1 **Sample Barcode:** 24-0875 **Vial Number:** 15
Instrument: BAC 1 **Acq. Method:** BAC.M **Injection Date:** 4/16/2024 10:41:51 AM
Data File: C:\Chem32\1\Data\2024\BAC_20240416_KB 2024-04-16 09-18-55\015F1501.D



Name FID1A

Compound	Peak Symmetry	RT [min]	Expected RT[min]	Area	Concentration [g/100 mL]
Ethanol	0.83268	1.210	1.209	174.0098	0.1156
n-Propanol	0.87337	2.023	2.023	267.0359	0.0100

Name FID2B

Compound	Peak Symmetry	RT [min]	Expected RT[min]	Area	Concentration [g/100 mL]
Ethanol	0.82602	1.454	1.452	164.2229	0.1159
n-Propanol	0.91568	2.621	2.620	249.0741	0.0100

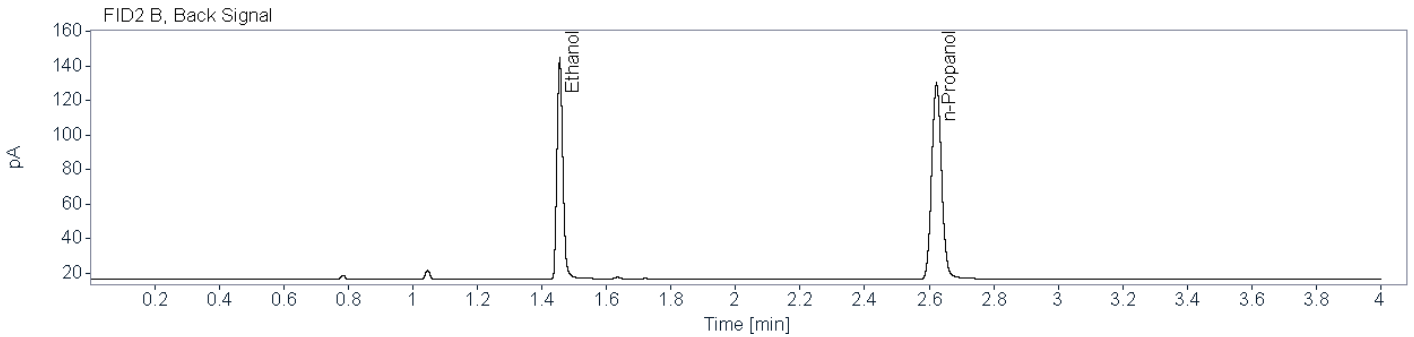
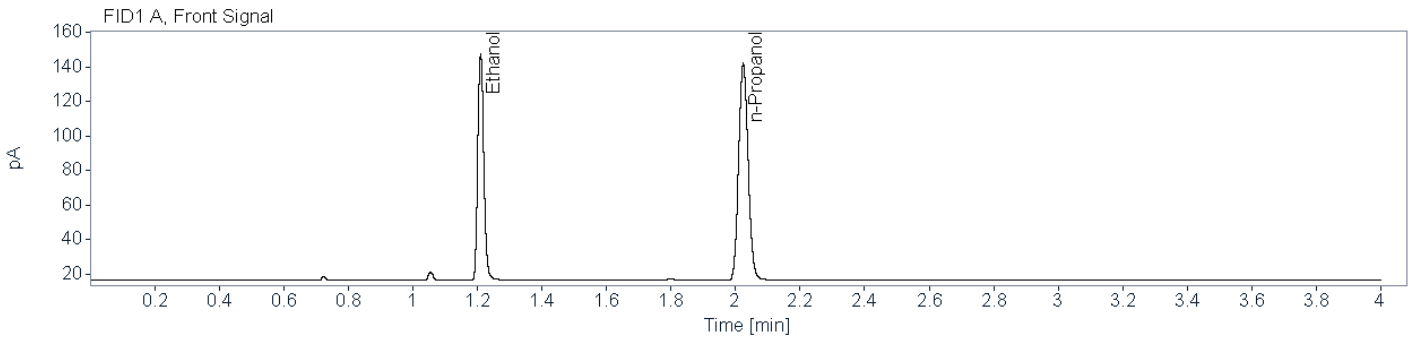


Brazoria County Sheriff's Office Crime Lab

Toxicology

Ethanol Analysis

Sample Name: BCCL-23-2059 003 (24-0911) **Description:** Alq 2 **Sample Barcode:** 24-0911 **Vial Number:** 51
Instrument: BAC 1 **Acq. Method:** BAC.M **Injection Date:** 4/16/2024 1:49:04 PM
Data File: C:\Chem32\1\Data\2024\BAC_20240416_KB 2024-04-16 09-18-55\051F5101.D



Name FID1A

Compound	Peak Symmetry	RT [min]	Expected RT[min]	Area	Concentration [g/100 mL]
Ethanol	0.84806	1.210	1.209	170.8329	0.1177
n-Propanol	0.88274	2.024	2.023	257.3528	0.0100

Name FID2B

Compound	Peak Symmetry	RT [min]	Expected RT[min]	Area	Concentration [g/100 mL]
Ethanol	0.83264	1.455	1.452	160.2122	0.1176
n-Propanol	0.89653	2.623	2.620	239.4445	0.0100



Brazoria County Crime Laboratory

Toxicology

Ethanol Confirmation Worksheet

Lab Number:

BCCL-23-2064 001

Batch Name: BAC_20240416_KB

Instrument: BAC-1

Analyst: Kayla M. Baylor

Specimen type:



Blood



Liquid



Other: _____

Results:

Ethanol

FID1

FID2

Aliquot 1:

0.1766

Aliquot 1:

0.1767

Aliquot 2:

0.1802

Aliquot 2:

0.1806

KB 5/3/2024

~~Reported Result: 0.178 g/100 mL~~


~~Reported UM: 0.026 g/100 mL~~

Comments:

Previously analyzed in BAC_20240328_KB and BAC_20240402_KB -KB 5/3/2024

Blood QC A failed to meet acceptance criteria, this sample will be repeated -KB 5/3/2024

Total Number of Printed Examination Pages: 0

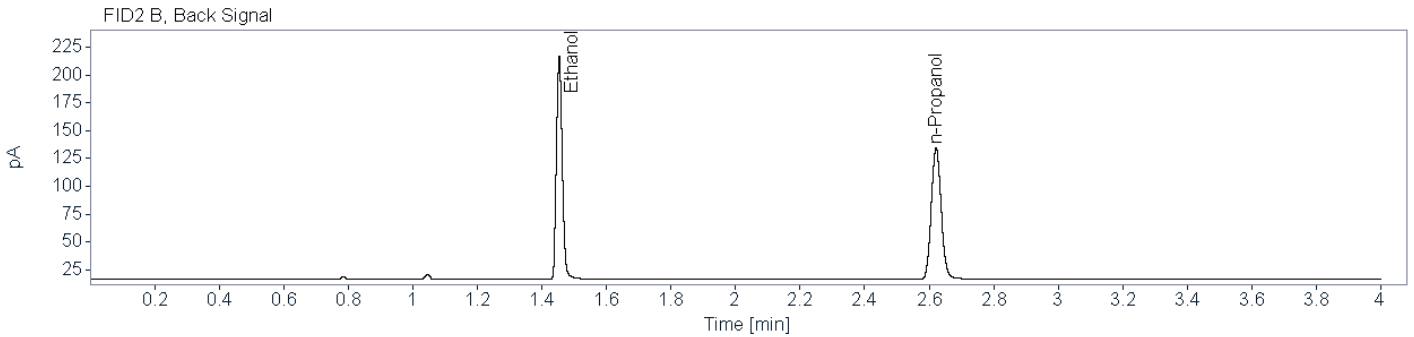
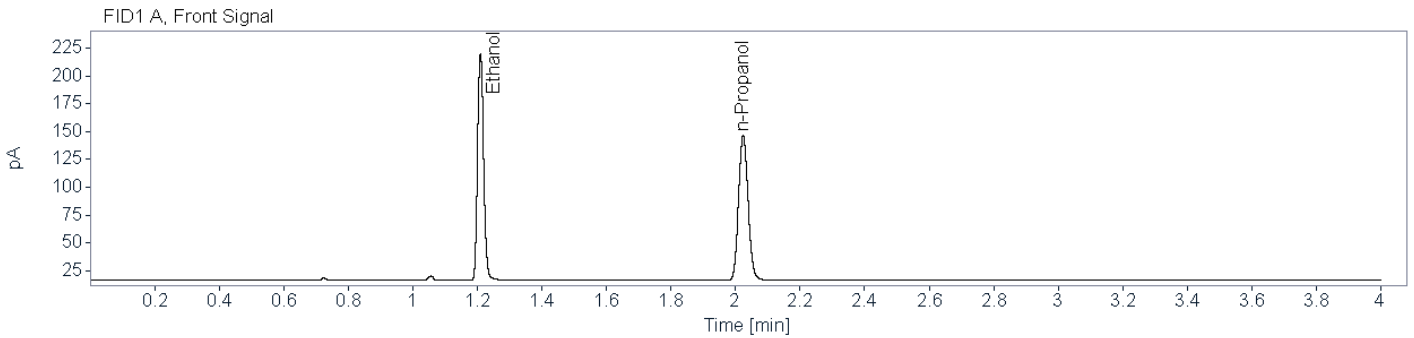


Brazoria County Sheriff's Office Crime Lab

Toxicology

Ethanol Analysis

Sample Name: BCCL-23-2064 001 (24-0876) **Description:** Alq 1 **Sample Barcode:** 24-0876 **Vial Number:** 16
Instrument: BAC 1 **Acq. Method:** BAC.M **Injection Date:** 4/16/2024 10:46:34 AM
Data File: C:\Chem32\1\Data\2024\BAC_20240416_KB 2024-04-16 09-18-55\016F1601.D



Name FID1A

Compound	Peak Symmetry	RT [min]	Expected RT[min]	Area	Concentration [g/100 mL]
Ethanol	0.85255	1.210	1.209	267.5494	0.1766
n-Propanol	0.88387	2.023	2.023	268.1414	0.0100

Name FID2B

Compound	Peak Symmetry	RT [min]	Expected RT[min]	Area	Concentration [g/100 mL]
Ethanol	0.85052	1.454	1.452	251.9518	0.1767
n-Propanol	0.90772	2.621	2.620	250.0428	0.0100

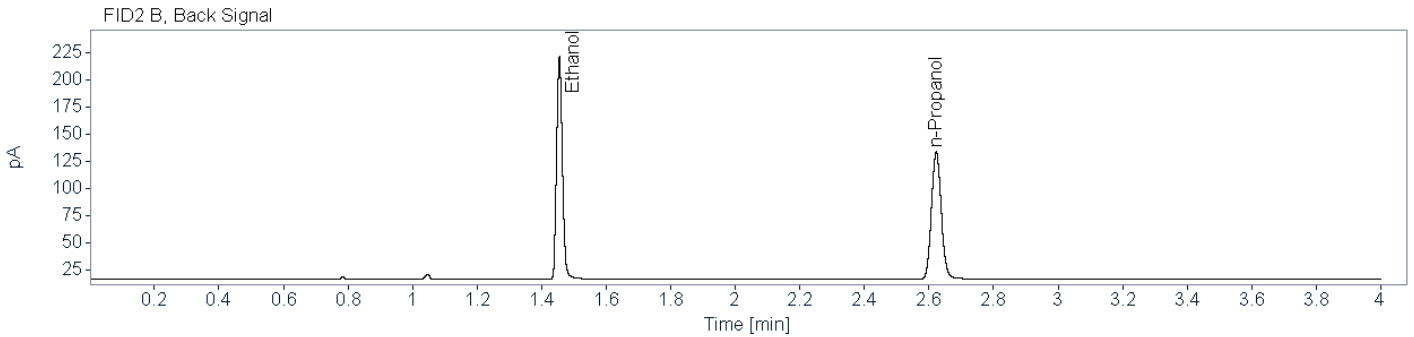
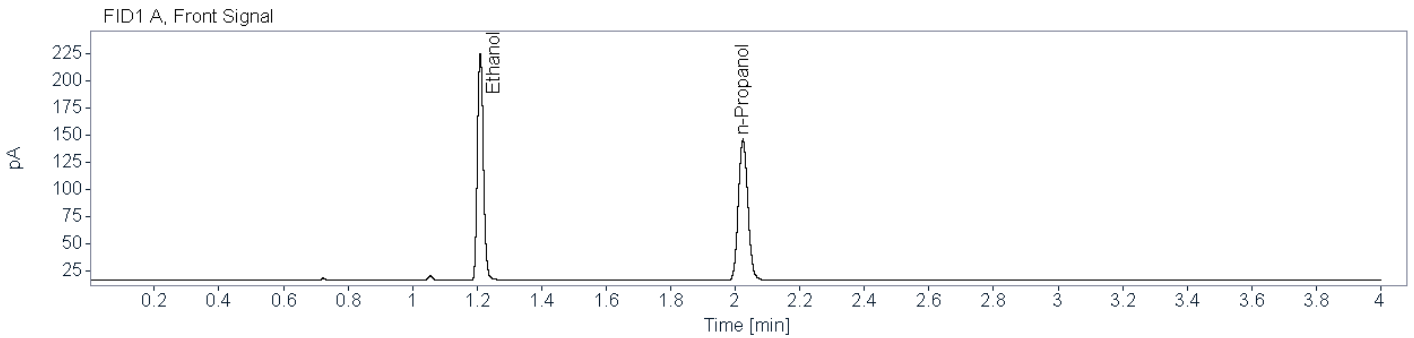


Brazoria County Sheriff's Office Crime Lab

Toxicology

Ethanol Analysis

Sample Name: BCCL-23-2064 001 (24-0910) **Description:** Alq 2 **Sample Barcode:** 24-0910 **Vial Number:** 50
Instrument: BAC 1 **Acq. Method:** BAC.M **Injection Date:** 4/16/2024 1:43:23 PM
Data File: C:\Chem32\1\Data\2024\BAC_20240416_KB 2024-04-16 09-18-55\050F5001.D



Name FID1A

Compound	Peak Symmetry	RT [min]	Expected RT[min]	Area	Concentration [g/100 mL]
Ethanol	0.84779	1.210	1.209	269.9976	0.1802
n-Propanol	0.87206	2.024	2.023	265.0954	0.0100

Name FID2B

Compound	Peak Symmetry	RT [min]	Expected RT[min]	Area	Concentration [g/100 mL]
Ethanol	0.85159	1.455	1.452	254.0735	0.1806
n-Propanol	0.90579	2.623	2.620	246.6221	0.0100



Brazoria County Crime Laboratory

Toxicology

Ethanol Confirmation Worksheet

Lab Number:

BCCL-23-2078 001

Batch Name: BAC_20240416_KB

Instrument: BAC-1

Analyst: Kayla M. Baylor

Specimen type:



Blood



Liquid



Other: _____

Results:

Ethanol

FID1

FID2

Aliquot 1:

0.1843

Aliquot 1:

0.1846

Aliquot 2:

0.1820

Aliquot 2:

0.1822

KB 5/3/2024

Reported Result: ~~0.183~~ g/100 mL

Reported UM: ~~0.026~~ g/100 mL

Comments:

Previously analyzed in BAC_20240328_KB and BAC_20240402_KB -KB 5/3/2024

Blood QC A failed to meet acceptance criteria, this sample will be repeated -KB 5/3/2024

Total Number of Printed Examination Pages: 0

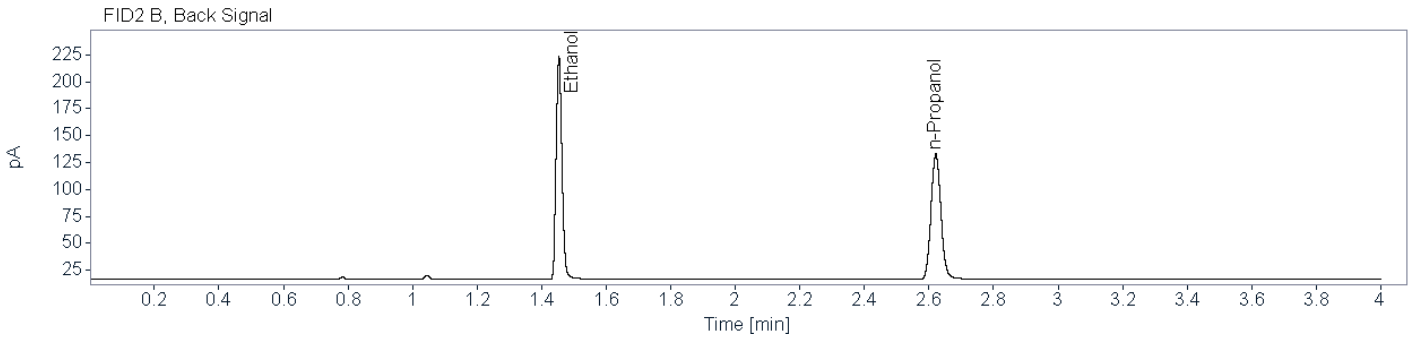
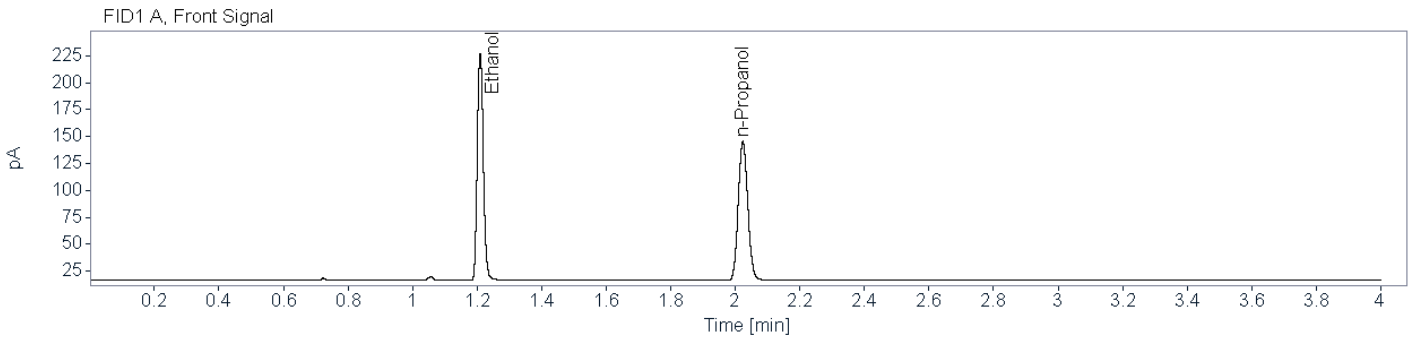


Brazoria County Sheriff's Office Crime Lab

Toxicology

Ethanol Analysis

Sample Name: BCCL-23-2078 001 (24-0877)
Description: Alq 1
Sample Barcode: 24-0877
Vial Number: 17
Instrument: BAC 1
Acq. Method: BAC.M
Injection Date: 4/16/2024 10:52:15 AM
Data File: C:\Chem32\1\Data\2024\BAC_20240416_KB 2024-04-16 09-18-55\017F1701.D



Name FID1A

Compound	Peak Symmetry	RT [min]	Expected RT[min]	Area	Concentration [g/100 mL]
Ethanol	0.84377	1.210	1.209	276.4233	0.1843
n-Propanol	0.87323	2.023	2.023	265.3432	0.0100

Name FID2B

Compound	Peak Symmetry	RT [min]	Expected RT[min]	Area	Concentration [g/100 mL]
Ethanol	0.84714	1.454	1.452	260.6119	0.1846
n-Propanol	0.90913	2.621	2.620	247.4564	0.0100

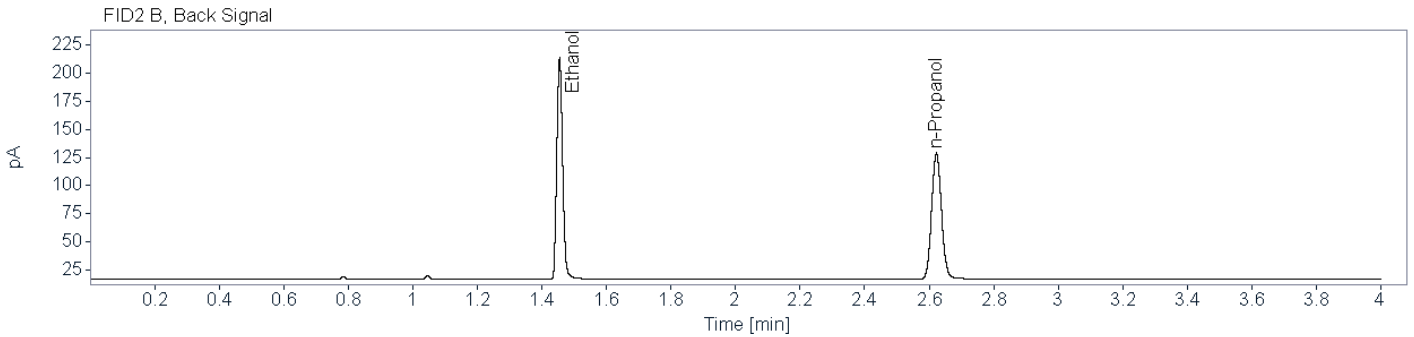
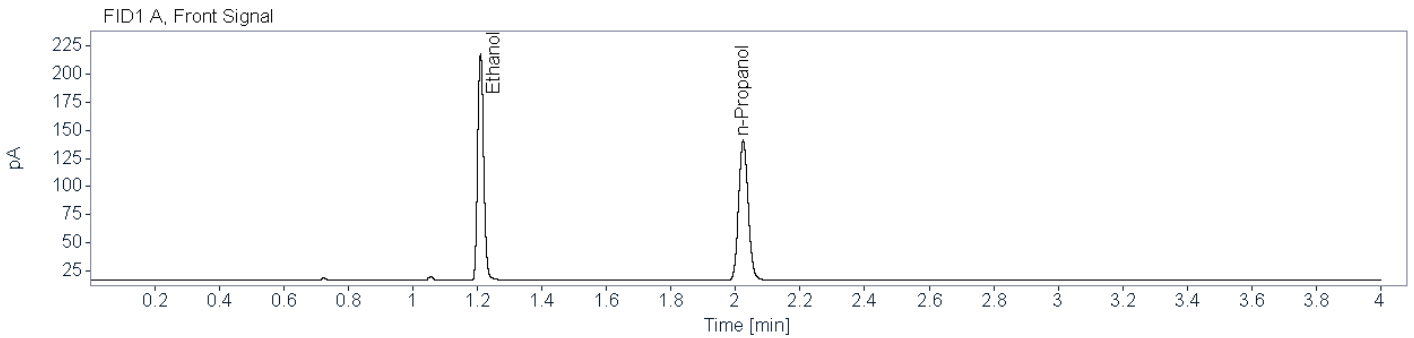


Brazoria County Sheriff's Office Crime Lab

Toxicology

Ethanol Analysis

Sample Name: BCCL-23-2078 001 (24-0909) **Description:** Alq 2 **Sample Barcode:** 24-0909 **Vial Number:** 49
Instrument: BAC 1 **Acq. Method:** BAC.M **Injection Date:** 4/16/2024 1:38:39 PM
Data File: C:\Chem32\1\Data\2024\BAC_20240416_KB 2024-04-16 09-18-55\049F4901.D



Name FID1A

Compound	Peak Symmetry	RT [min]	Expected RT[min]	Area	Concentration [g/100 mL]
Ethanol	0.85621	1.210	1.209	262.5822	0.1820
n-Propanol	0.88069	2.024	2.023	255.2884	0.0100

Name FID2B

Compound	Peak Symmetry	RT [min]	Expected RT[min]	Area	Concentration [g/100 mL]
Ethanol	0.85259	1.455	1.452	246.9149	0.1822
n-Propanol	0.89769	2.622	2.620	237.5801	0.0100



Brazoria County Crime Laboratory

Toxicology

Ethanol Confirmation Worksheet

Lab Number:

BCCL-23-2104 001

Batch Name: BAC_20240416_KB

Instrument: BAC-1

Analyst: Kayla M. Baylor

Specimen type:



Blood



Liquid



Other: _____

Results:

Ethanol

FID1

FID2

Aliquot 1:

0.1881

Aliquot 1:

0.1882

Aliquot 2:

0.1948

Aliquot 2:

0.1951

KB 5/3/2024

Reported Result: ~~0.191~~ g/100 mL


Reported UM: ~~0.027~~ g/100 mL

Comments:

Previously analyzed in BAC_20240328_KB and BAC_20240402_KB -KB 5/3/2024

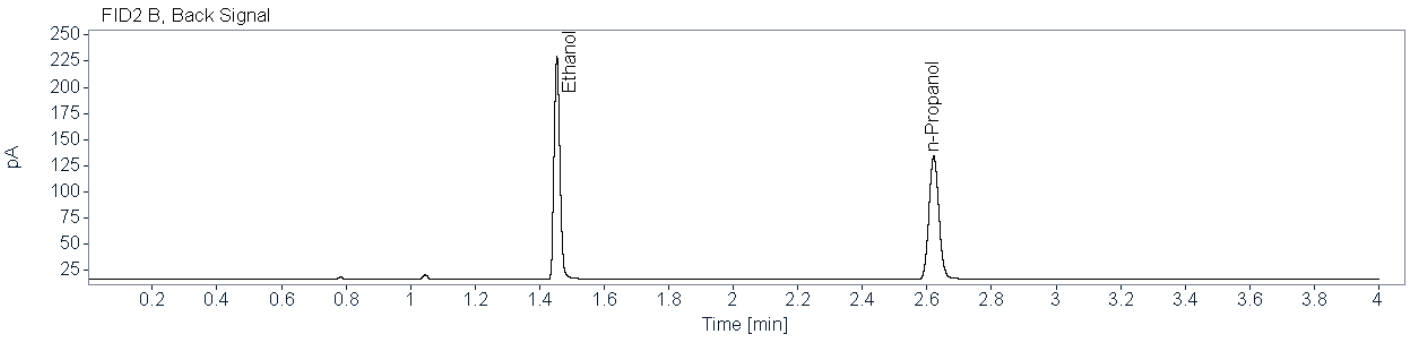
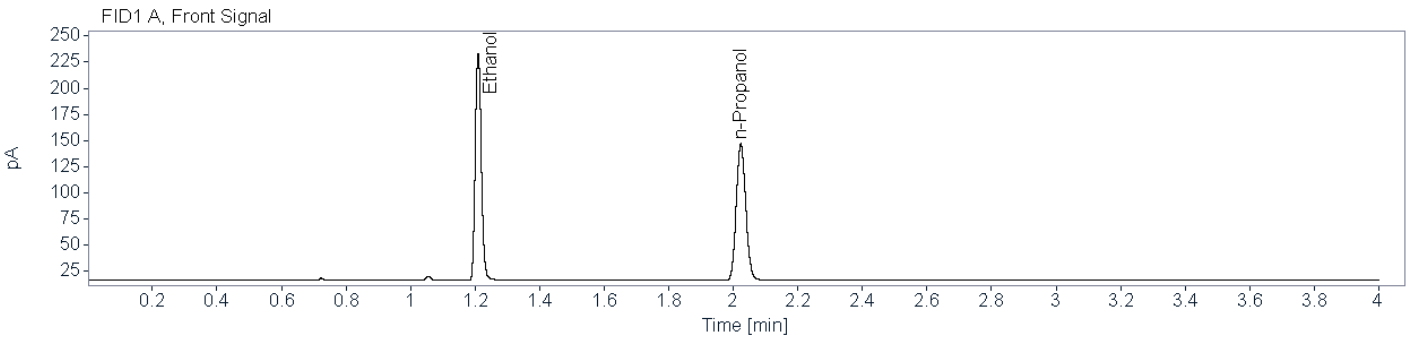
Blood QC A failed to meet acceptance criteria, this sample will be repeated -KB 5/3/2024

Total Number of Printed Examination Pages: 0



Brazoria County Sheriff's Office Crime Lab
Toxicology
Ethanol Analysis

Sample Name: BCCL-23-2104 001 (24-0878) **Description:** Alq 1 **Sample Barcode:** 24-0878 **Vial Number:** 18
Instrument: BAC 1 **Acq. Method:** BAC.M **Injection Date:** 4/16/2024 10:56:58 AM
Data File: C:\Chem32\1\Data\2024\BAC_20240416_KB 2024-04-16 09-18-55\018F1801.D



Name FID1A

Compound	Peak Symmetry	RT [min]	Expected RT[min]	Area	Concentration [g/100 mL]
Ethanol	0.84562	1.210	1.209	284.8061	0.1881
n-Propanol	0.87332	2.023	2.023	267.9579	0.0100

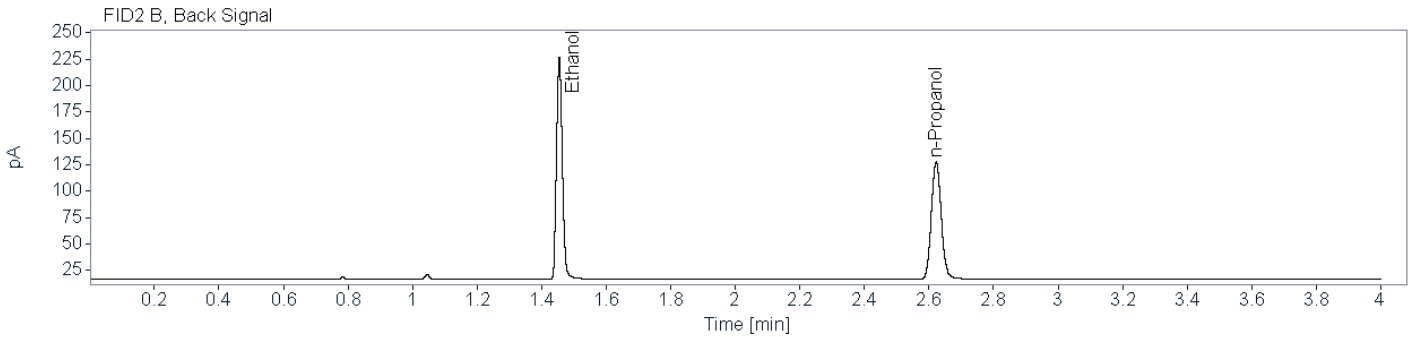
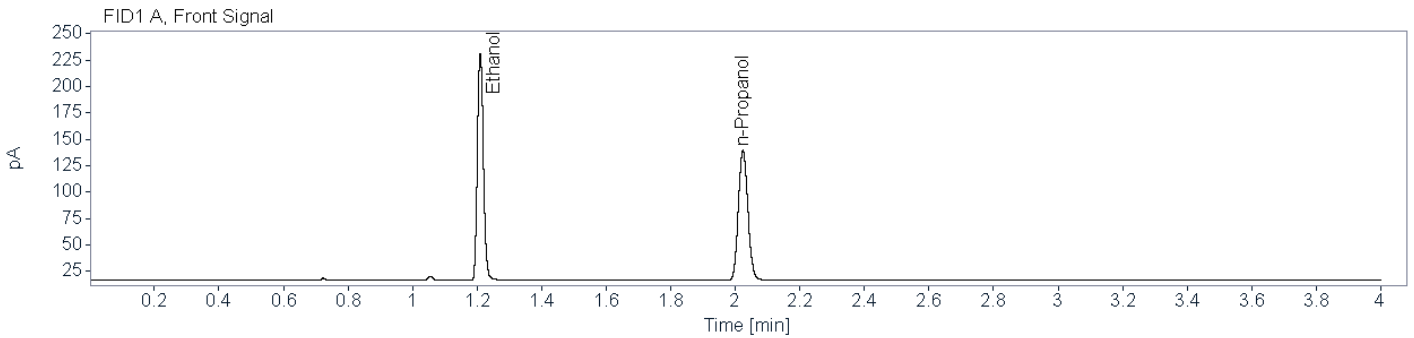
Name FID2B

Compound	Peak Symmetry	RT [min]	Expected RT[min]	Area	Concentration [g/100 mL]
Ethanol	0.84601	1.454	1.452	268.4728	0.1882
n-Propanol	0.90909	2.621	2.620	249.9818	0.0100



Brazoria County Sheriff's Office Crime Lab
Toxicology
Ethanol Analysis

Sample Name: BCCL-23-2104 001 (24-0908) **Description:** Alq 2 **Sample Barcode:** 24-0908 **Vial Number:** 48
Instrument: BAC 1 **Acq. Method:** BAC.M **Injection Date:** 4/16/2024 1:32:58 PM
Data File: C:\Chem32\1\Data\2024\BAC_20240416_KB 2024-04-16 09-18-55\048F4801.D



Name FID1A

Compound	Peak Symmetry	RT [min]	Expected RT[min]	Area	Concentration [g/100 mL]
Ethanol	0.84585	1.210	1.209	279.0918	0.1948
n-Propanol	0.87419	2.024	2.023	253.4758	0.0100

Name FID2B

Compound	Peak Symmetry	RT [min]	Expected RT[min]	Area	Concentration [g/100 mL]
Ethanol	0.85354	1.455	1.452	262.4547	0.1951
n-Propanol	0.90438	2.622	2.620	235.6775	0.0100



Brazoria County Crime Laboratory

Toxicology

Ethanol Confirmation Worksheet

Lab Number:

BCCL-23-2115 001

Batch Name: BAC_20240416_KB

Instrument: BAC-1

Analyst: Kayla M. Baylor

Specimen type:



Blood



Liquid



Other: _____

Results:

Ethanol

FID1

FID2

Aliquot 1:

0.2520

Aliquot 1:

0.2527

Aliquot 2:

0.2593

Aliquot 2:

0.2601

KB 5/3/2024

Reported Result: ~~0.255~~ g/100 mL


Reported UM: ~~0.037~~ g/100 mL

Comments:

Previously analyzed in BAC_20240328_KB and BAC_20240402_KB -KB 5/3/2024

Blood QC A failed to meet acceptance criteria, this sample will be repeated -KB 5/3/2024

Total Number of Printed Examination Pages: 0

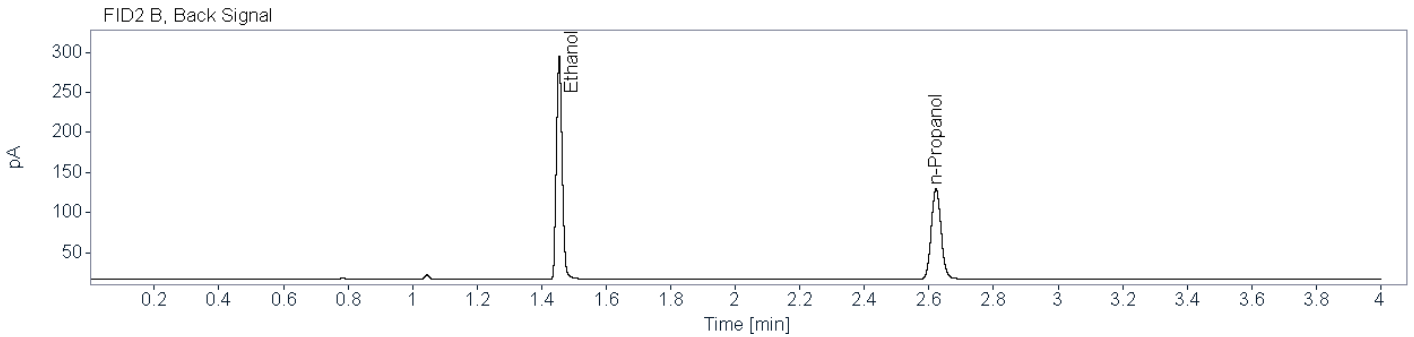
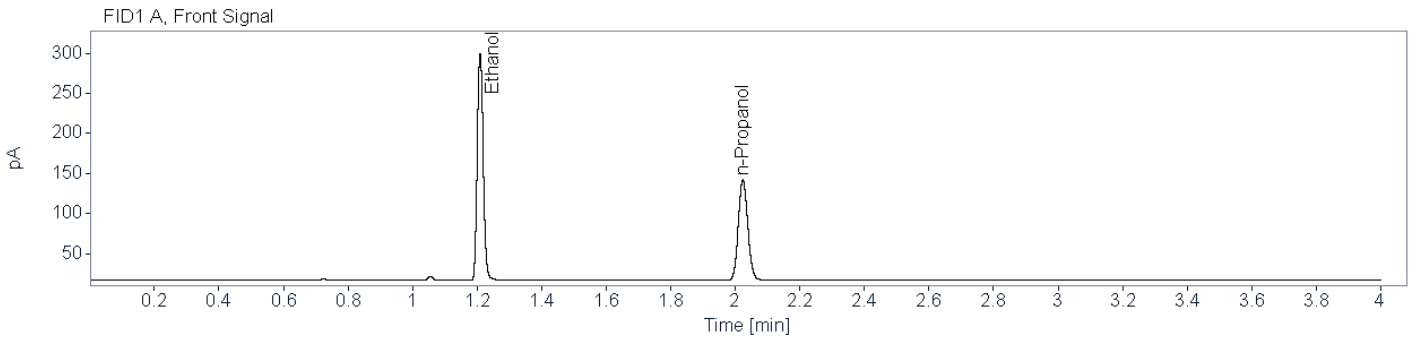


Brazoria County Sheriff's Office Crime Lab

Toxicology

Ethanol Analysis

Sample Name: BCCL-23-2115 001 (24-0879) **Description:** Alq 1 **Sample Barcode:** 24-0879 **Vial Number:** 19
Instrument: BAC 1 **Acq. Method:** BAC.M **Injection Date:** 4/16/2024 11:02:41 AM
Data File: C:\Chem32\1\Data\2024\BAC_20240416_KB 2024-04-16 09-18-55\019F1901.D



Name FID1A

Compound	Peak Symmetry	RT [min]	Expected RT[min]	Area	Concentration [g/100 mL]
Ethanol	0.87063	1.209	1.209	365.9941	0.2520
n-Propanol	0.87014	2.023	2.023	256.7795	0.0100

Name FID2B

Compound	Peak Symmetry	RT [min]	Expected RT[min]	Area	Concentration [g/100 mL]
Ethanol	0.86858	1.455	1.452	345.4220	0.2527
n-Propanol	0.90022	2.622	2.620	239.3079	0.0100

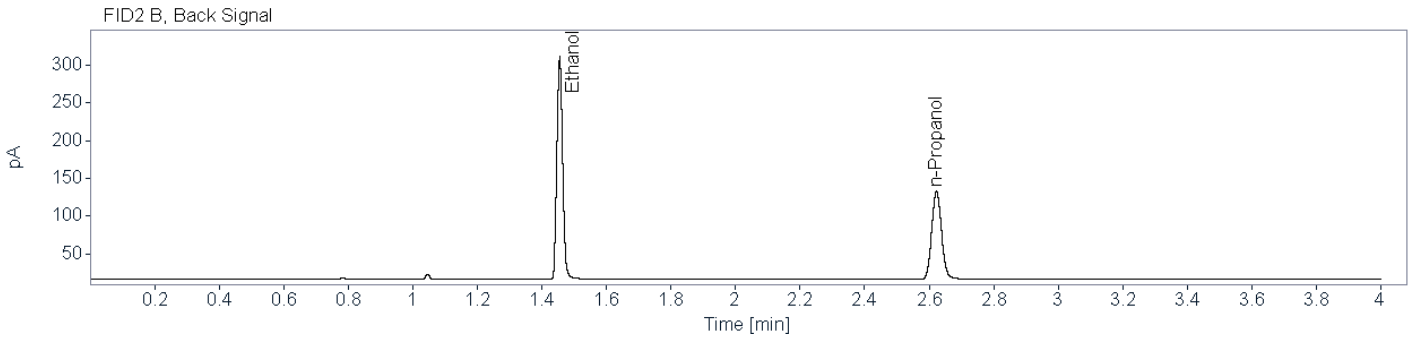
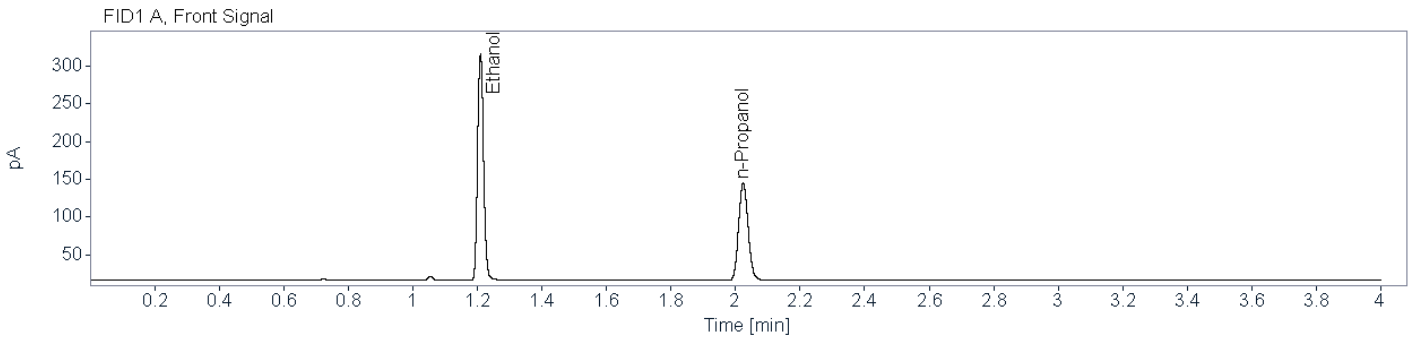


Brazoria County Sheriff's Office Crime Lab

Toxicology

Ethanol Analysis

Sample Name: BCCL-23-2115 001 (24-0907) **Description:** Alq 2 **Sample Barcode:** 24-0907 **Vial Number:** 47
Instrument: BAC 1 **Acq. Method:** BAC.M **Injection Date:** 4/16/2024 1:28:15 PM
Data File: C:\Chem32\1\Data\2024\BAC_20240416_KB 2024-04-16 09-18-55\047F4701.D



Name FID1A

Compound	Peak Symmetry	RT [min]	Expected RT[min]	Area	Concentration [g/100 mL]
Ethanol	0.86653	1.210	1.209	387.2828	0.2593
n-Propanol	0.87951	2.024	2.023	263.9706	0.0100

Name FID2B

Compound	Peak Symmetry	RT [min]	Expected RT[min]	Area	Concentration [g/100 mL]
Ethanol	0.87871	1.455	1.452	365.4959	0.2601
n-Propanol	0.90300	2.623	2.620	245.9104	0.0100



Brazoria County Crime Laboratory

Toxicology

Ethanol Confirmation Worksheet

Lab Number:

BCCL-24-0388 004

Batch Name: BAC_20240416_KB

Instrument: BAC-1

Analyst: Kayla M. Baylor

Specimen type:



Blood



Liquid



Other: _____

Results:

Ethanol

FID1

FID2

Aliquot 1:

0.0690

Aliquot 1:

0.0688

Aliquot 2:

0.0718

Aliquot 2:

0.0718

KB 5/3/2024

Reported Result: ~~0.070~~ g/100 mL

Reported UM: ~~0.010~~ g/100 mL

Comments:

Previously analyzed in BAC_20240312_KB, BAC_20240328_KB, and BAC_20240402_KB -KB 5/3/2024

Blood QC A failed to meet acceptance criteria, this sample will be repeated -KB 5/3/2024

Total Number of Printed Examination Pages: 0

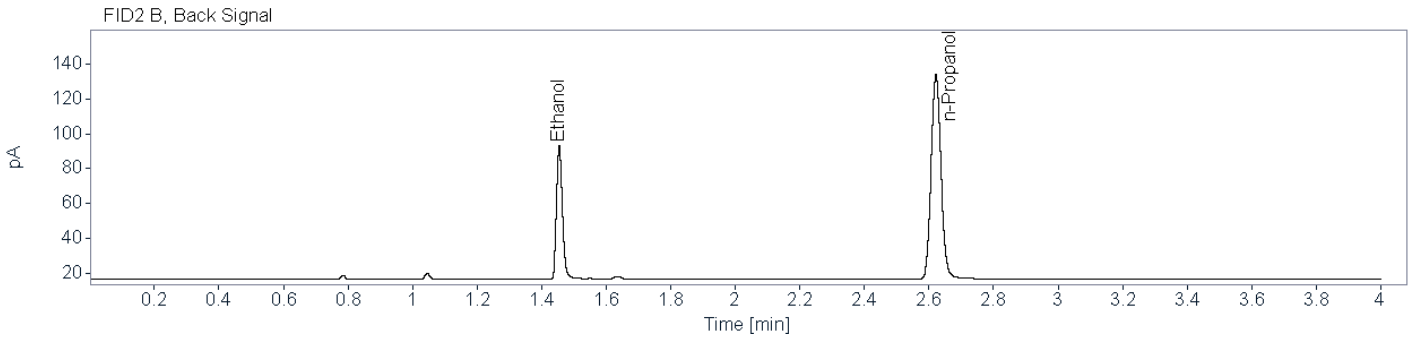
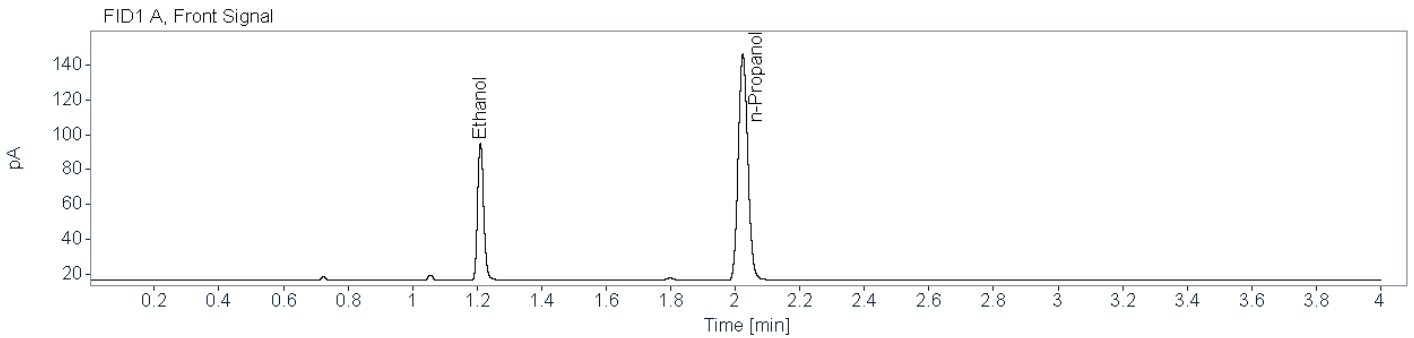


Brazoria County Sheriff's Office Crime Lab

Toxicology

Ethanol Analysis

Sample Name: BCCL-24-0388 004 (24-0880) **Description:** Alq 1 **Sample Barcode:** 24-0880 **Vial Number:** 20
Instrument: BAC 1 **Acq. Method:** BAC.M **Injection Date:** 4/16/2024 11:07:23 AM
Data File: C:\Chem32\1\Data\2024\BAC_20240416_KB 2024-04-16 09-18-55\020F2001.D



Name FID1A

Compound	Peak Symmetry	RT [min]	Expected RT[min]	Area	Concentration [g/100 mL]
Ethanol	0.82407	1.210	1.209	103.6092	0.0690
n-Propanol	0.87348	2.023	2.023	267.3426	0.0100

Name FID2B

Compound	Peak Symmetry	RT [min]	Expected RT[min]	Area	Concentration [g/100 mL]
Ethanol	0.81018	1.455	1.452	96.8371	0.0688
n-Propanol	0.90165	2.622	2.620	248.9454	0.0100

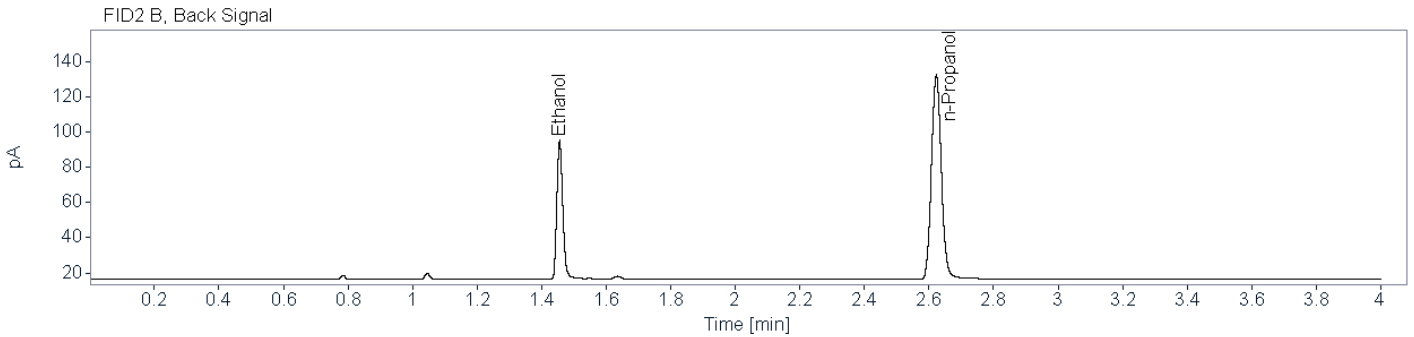
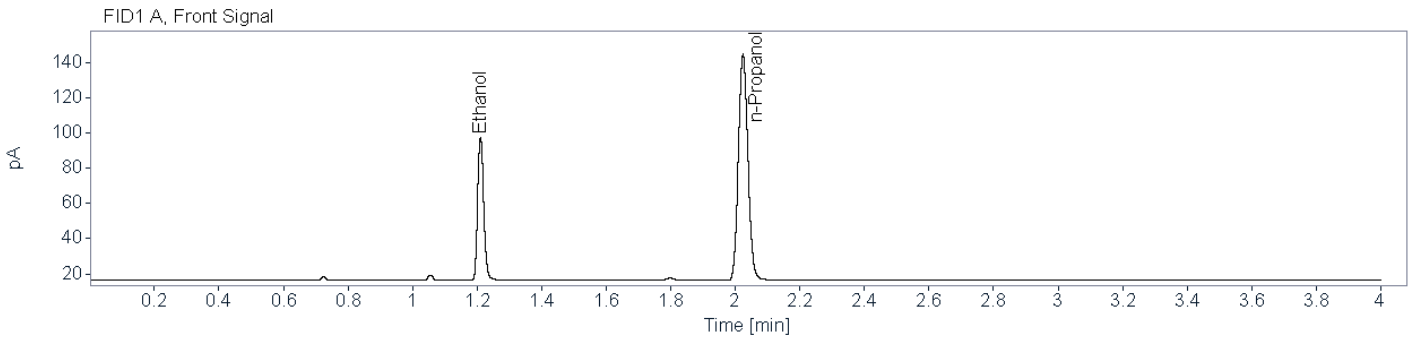


Brazoria County Sheriff's Office Crime Lab

Toxicology

Ethanol Analysis

Sample Name: BCCL-24-0388 004 (24-0906)
Description: Alq 2
Sample Barcode: 24-0906
Vial Number: 46
Instrument: BAC 1
Acq. Method: BAC.M
Injection Date: 4/16/2024 1:22:34 PM
Data File: C:\Chem32\1\Data\2024\BAC_20240416_KB 2024-04-16 09-18-55\046F4601.D



Name FID1A

Compound	Peak Symmetry	RT [min]	Expected RT[min]	Area	Concentration [g/100 mL]
Ethanol	0.83232	1.211	1.209	106.0949	0.0718
n-Propanol	0.87709	2.024	2.023	263.1147	0.0100

Name FID2B

Compound	Peak Symmetry	RT [min]	Expected RT[min]	Area	Concentration [g/100 mL]
Ethanol	0.81330	1.456	1.452	99.3202	0.0718
n-Propanol	0.90442	2.623	2.620	244.4593	0.0100



Brazoria County Crime Laboratory

Toxicology

Ethanol Confirmation Worksheet

Lab Number:

BCCL-24-0433 001

Batch Name: BAC_20240416_KB

Instrument: BAC-1

Analyst: Kayla M. Baylor

Specimen type:



Blood



Liquid



Other: _____

Results:

Ethanol

FID1

FID2

Aliquot 1:

0.1461

Aliquot 1:

0.1461

Aliquot 2:

0.1513

Aliquot 2:

0.1514

KB 5/3/2024

Reported Result: ~~0.148~~ g/100 mL

Reported UM: ~~0.021~~ g/100 mL

Comments:

Previously analyzed in BAC_20240312_KB, BAC_20240328_KB, and BAC_20240402_KB -KB 5/3/2024

Blood QC A failed to meet acceptance criteria, this sample will be repeated -KB 5/3/2024

Total Number of Printed Examination Pages: 0

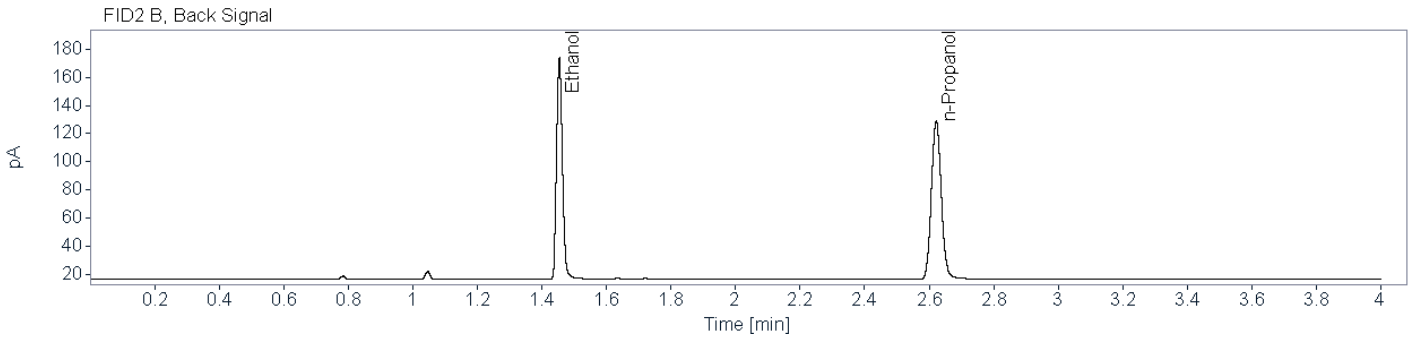
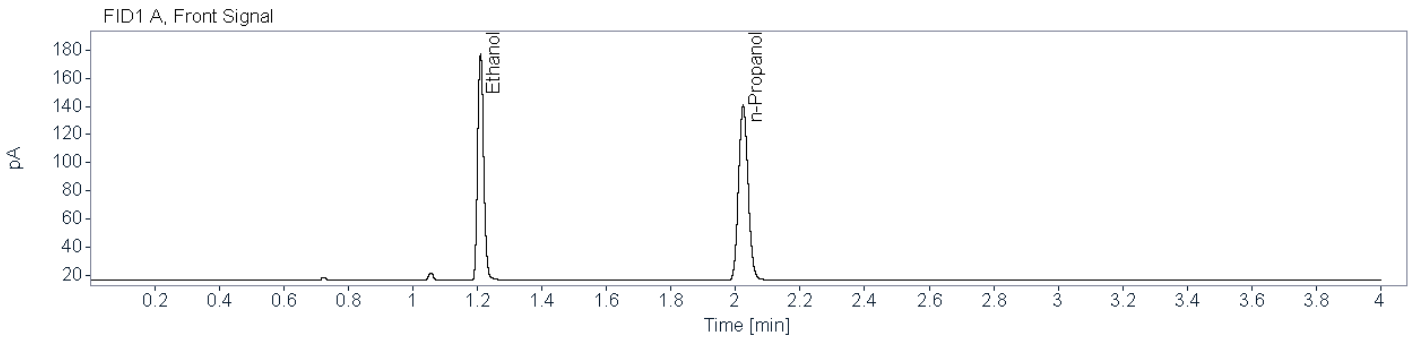


Brazoria County Sheriff's Office Crime Lab

Toxicology

Ethanol Analysis

Sample Name: BCCL-24-0433 001 (24-0881) **Description:** Alq 1 **Sample Barcode:** 24-0881 **Vial Number:** 21
Instrument: BAC 1 **Acq. Method:** BAC.M **Injection Date:** 4/16/2024 11:13:03 AM
Data File: C:\Chem32\1\Data\2024\BAC_20240416_KB 2024-04-16 09-18-55\021F2101.D



Name FID1A

Compound	Peak Symmetry	RT [min]	Expected RT[min]	Area	Concentration [g/100 mL]
Ethanol	0.84725	1.210	1.209	211.2327	0.1461
n-Propanol	0.88457	2.024	2.023	256.1118	0.0100

Name FID2B

Compound	Peak Symmetry	RT [min]	Expected RT[min]	Area	Concentration [g/100 mL]
Ethanol	0.83916	1.454	1.452	198.4391	0.1461
n-Propanol	0.90541	2.622	2.620	238.3999	0.0100

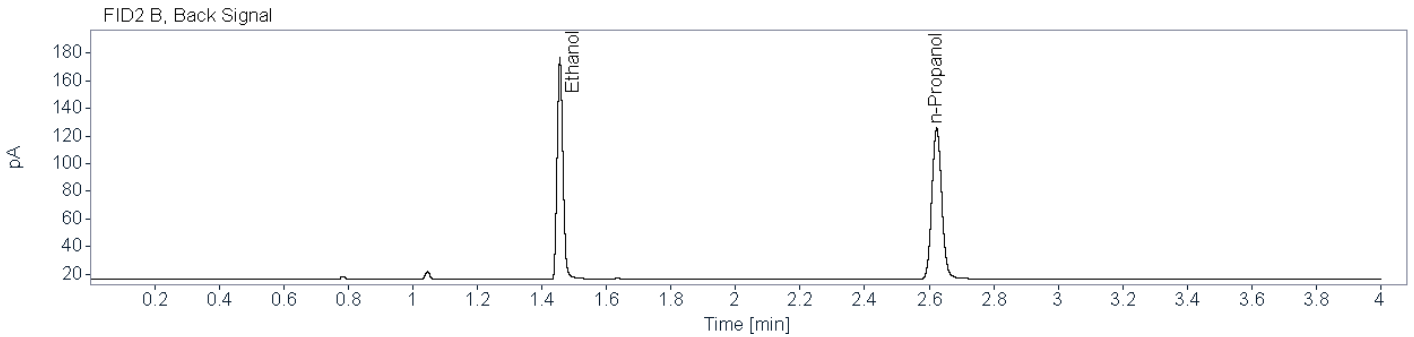
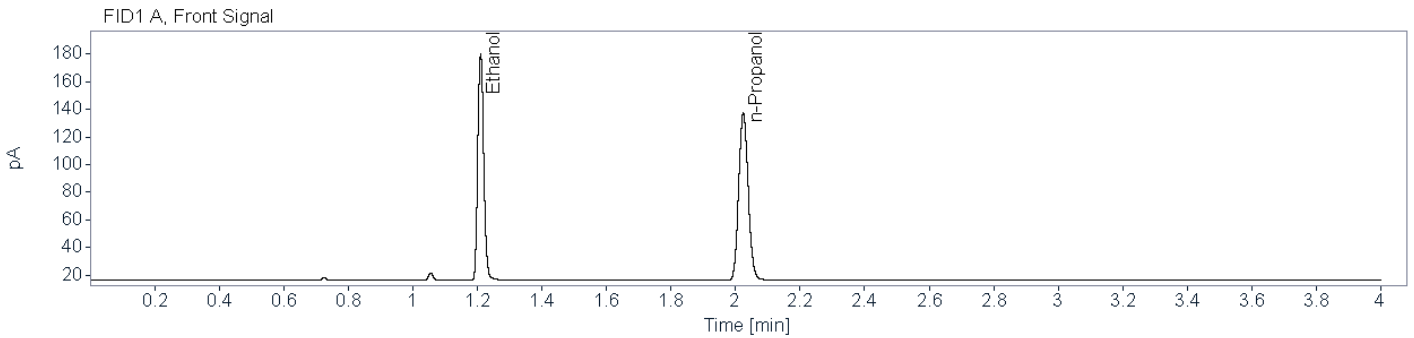


Brazoria County Sheriff's Office Crime Lab

Toxicology

Ethanol Analysis

Sample Name: BCCL-24-0433 001 (24-0905) **Description:** Alq 2 **Sample Barcode:** 24-0905 **Vial Number:** 45
Instrument: BAC 1 **Acq. Method:** BAC.M **Injection Date:** 4/16/2024 1:17:52 PM
Data File: C:\Chem32\1\Data\2024\BAC_20240416_KB 2024-04-16 09-18-55\045F4501.D



Name FID1A

Compound	Peak Symmetry	RT [min]	Expected RT[min]	Area	Concentration [g/100 mL]
Ethanol	0.85495	1.210	1.209	211.5193	0.1513
n-Propanol	0.88446	2.024	2.023	247.5631	0.0100

Name FID2B

Compound	Peak Symmetry	RT [min]	Expected RT[min]	Area	Concentration [g/100 mL]
Ethanol	0.84852	1.456	1.452	198.6648	0.1514
n-Propanol	0.89658	2.623	2.620	230.2849	0.0100



Brazoria County Crime Laboratory

Toxicology

Ethanol Confirmation Worksheet

Lab Number:

BCCL-24-0595 001

Batch Name: BAC_20240416_KB

Instrument: BAC-1

Analyst: Kayla M. Baylor

Specimen type:



Blood



Liquid



Other: _____

Results:

Ethanol

FID1

FID2

Aliquot 1:

0.1369

Aliquot 1:

0.1369

Aliquot 2:

0.1422

Aliquot 2:

0.1424


Reported Result: 0.139 g/100 mL

Reported UM: 0.020 g/100 mL

Comments:

Previously analyzed in BAC_20240328_KB and BAC_20240402_KB -KB 5/3/2024

Total Number of Printed Examination Pages: 0

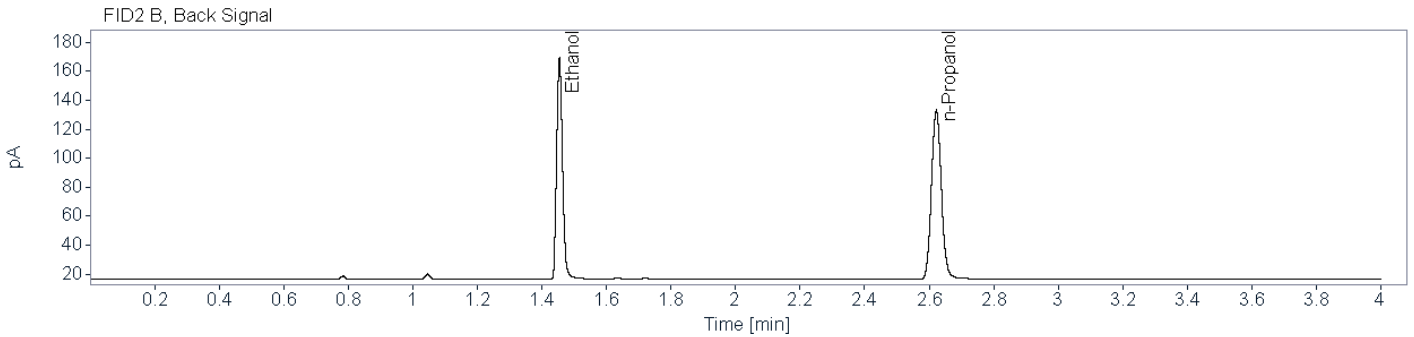
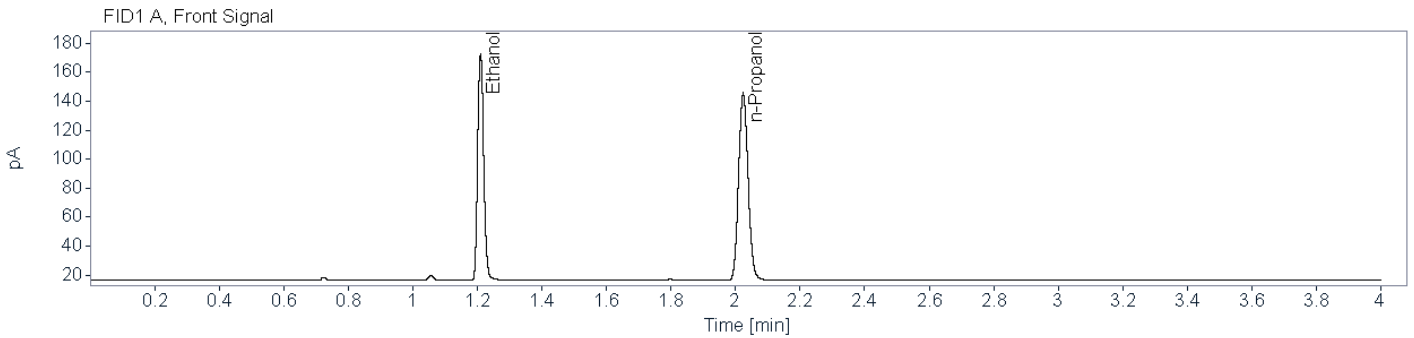


Brazoria County Sheriff's Office Crime Lab

Toxicology

Ethanol Analysis

Sample Name: BCCL-24-0595 001 (24-0883) **Description:** Alq 1 **Sample Barcode:** 24-0883 **Vial Number:** 23
Instrument: BAC 1 **Acq. Method:** BAC.M **Injection Date:** 4/16/2024 11:23:27 AM
Data File: C:\Chem32\1\Data\2024\BAC_20240416_KB 2024-04-16 09-18-55\023F2301.D



Name FID1A

Compound	Peak Symmetry	RT [min]	Expected RT[min]	Area	Concentration [g/100 mL]
Ethanol	0.84587	1.210	1.209	204.5137	0.1369
n-Propanol	0.88239	2.024	2.023	264.7606	0.0100

Name FID2B

Compound	Peak Symmetry	RT [min]	Expected RT[min]	Area	Concentration [g/100 mL]
Ethanol	0.83704	1.454	1.452	192.2679	0.1369
n-Propanol	0.90831	2.622	2.620	246.6763	0.0100

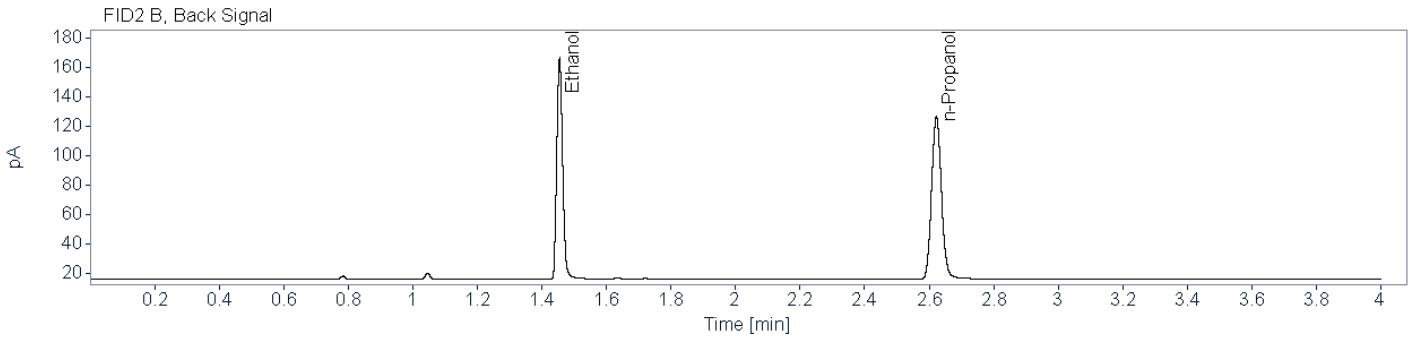
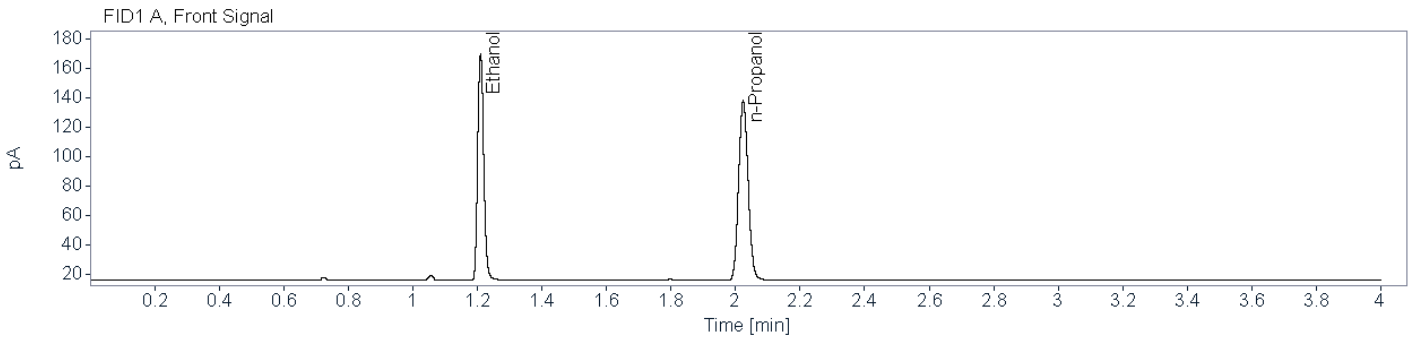


Brazoria County Sheriff's Office Crime Lab

Toxicology

Ethanol Analysis

Sample Name: BCCL-24-0595 001 (24-0903) **Description:** Alq 2 **Sample Barcode:** 24-0903 **Vial Number:** 43
Instrument: BAC 1 **Acq. Method:** BAC.M **Injection Date:** 4/16/2024 1:07:28 PM
Data File: C:\Chem32\1\Data\2024\BAC_20240416_KB 2024-04-16 09-18-55\043F4301.D



Name FID1A

Compound	Peak Symmetry	RT [min]	Expected RT[min]	Area	Concentration [g/100 mL]
Ethanol	0.84952	1.210	1.209	200.1752	0.1422
n-Propanol	0.87939	2.024	2.023	249.4402	0.0100

Name FID2B

Compound	Peak Symmetry	RT [min]	Expected RT[min]	Area	Concentration [g/100 mL]
Ethanol	0.83669	1.455	1.452	188.2559	0.1424
n-Propanol	0.90629	2.622	2.620	232.1081	0.0100



Brazoria County Crime Laboratory

Toxicology

Ethanol Confirmation Worksheet

Lab Number:

BCCL-24-0596 001

Batch Name: BAC_20240416_KB

Instrument: BAC-1

Analyst: Kayla M. Baylor

Specimen type:



Blood



Liquid



Other: _____

Results:

Ethanol

FID1

FID2

Aliquot 1:

0.1130

Aliquot 1:

0.1133

Aliquot 2:

0.1132

Aliquot 2:

0.1131

Reported Result: 0.113 g/100 mL

Reported UM: 0.016 g/100 mL

Comments:

Previously analyzed in BAC_20240328_KB and BAC_20240402_KB -KB 5/3/2024

Total Number of Printed Examination Pages: 0

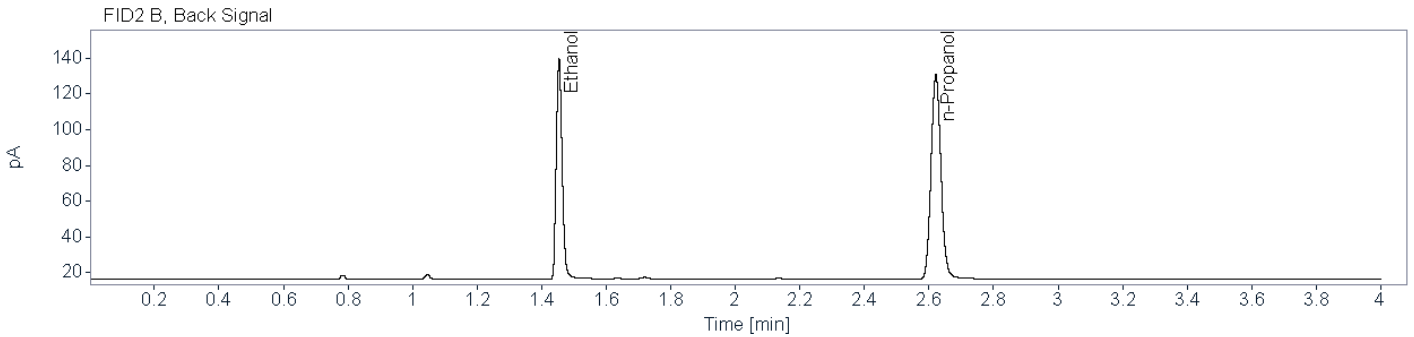
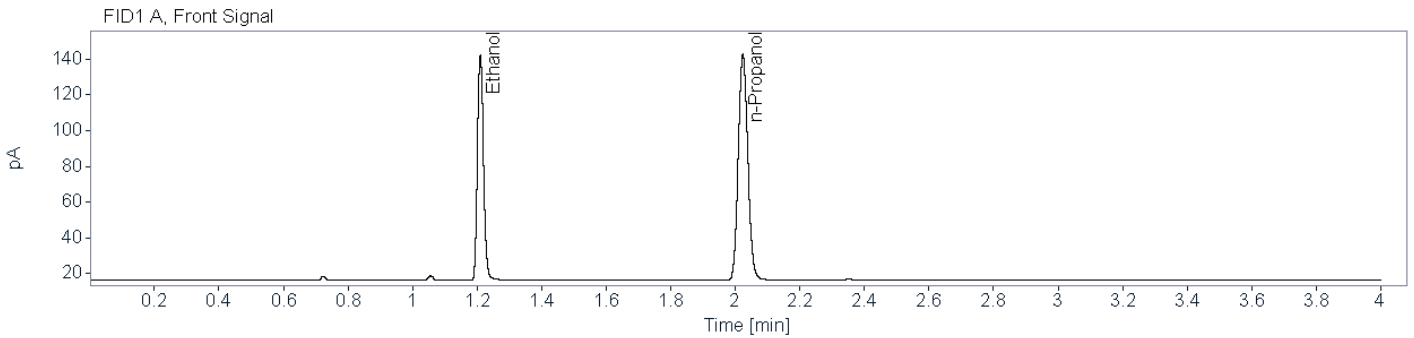


Brazoria County Sheriff's Office Crime Lab

Toxicology

Ethanol Analysis

Sample Name: BCCL-24-0596 001 (24-0884) **Description:** Alq 1 **Sample Barcode:** 24-0884 **Vial Number:** 24
Instrument: BAC 1 **Acq. Method:** BAC.M **Injection Date:** 4/16/2024 11:28:10 AM
Data File: C:\Chem32\1\Data\2024\BAC_20240416_KB 2024-04-16 09-18-55\024F2401.D



Name FID1A

Compound	Peak Symmetry	RT [min]	Expected RT[min]	Area	Concentration [g/100 mL]
Ethanol	0.83394	1.210	1.209	165.5660	0.1130
n-Propanol	0.87968	2.024	2.023	259.9388	0.0100

Name FID2B

Compound	Peak Symmetry	RT [min]	Expected RT[min]	Area	Concentration [g/100 mL]
Ethanol	0.82557	1.454	1.452	156.1236	0.1133
n-Propanol	0.89735	2.622	2.620	242.2369	0.0100

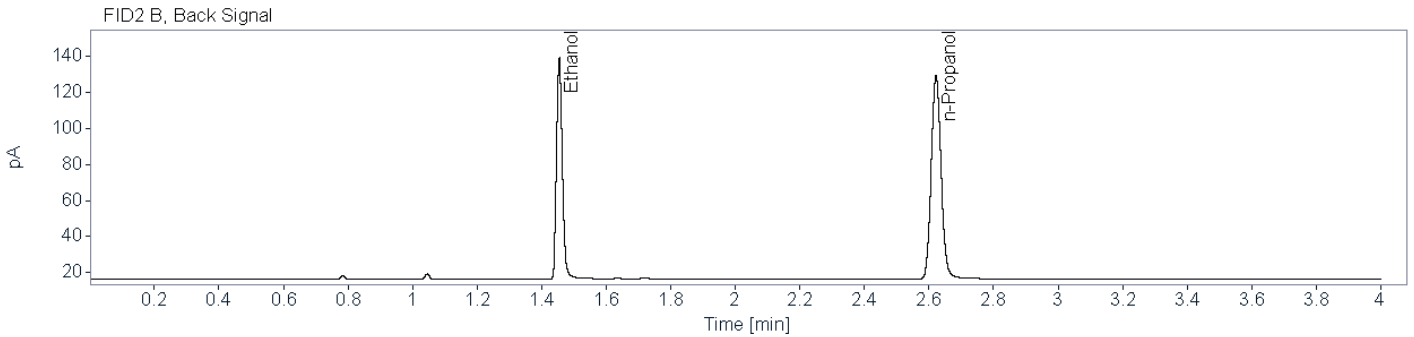
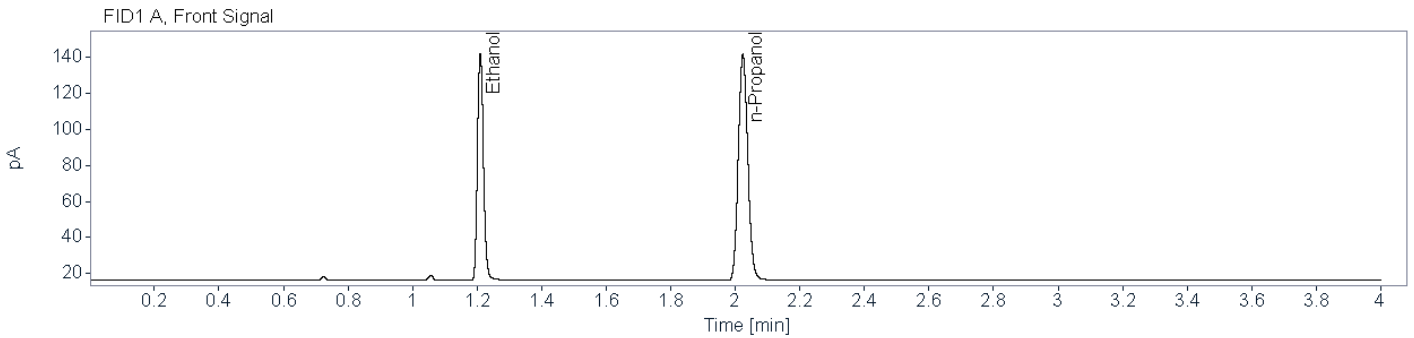


Brazoria County Sheriff's Office Crime Lab

Toxicology

Ethanol Analysis

Sample Name: BCCL-24-0596 001 (24-0902) **Description:** Alq 2 **Sample Barcode:** 24-0902 **Vial Number:** 42
Instrument: BAC 1 **Acq. Method:** BAC.M **Injection Date:** 4/16/2024 1:01:46 PM
Data File: C:\Chem32\1\Data\2024\BAC_20240416_KB 2024-04-16 09-18-55\042F4201.D



Name FID1A

Compound	Peak Symmetry	RT [min]	Expected RT[min]	Area	Concentration [g/100 mL]
Ethanol	0.83071	1.210	1.209	163.4001	0.1132
n-Propanol	0.87322	2.023	2.023	256.1658	0.0100

Name FID2B

Compound	Peak Symmetry	RT [min]	Expected RT[min]	Area	Concentration [g/100 mL]
Ethanol	0.82021	1.455	1.452	153.3059	0.1131
n-Propanol	0.89217	2.622	2.620	238.3555	0.0100



Brazoria County Crime Laboratory

Toxicology

Ethanol Confirmation Worksheet

Lab Number:

BCCL-24-0597 001

Batch Name: BAC_20240416_KB

Instrument: BAC-1

Analyst: Kayla M. Baylor

Specimen type:



Blood



Liquid



Other: _____

Results:

Ethanol

FID1

FID2

Aliquot 1:

0.1516

Aliquot 1:

0.1516

Aliquot 2:

0.1510

Aliquot 2:

0.1513


Reported Result: 0.151 g/100 mL

Reported UM: 0.022 g/100 mL

Comments:

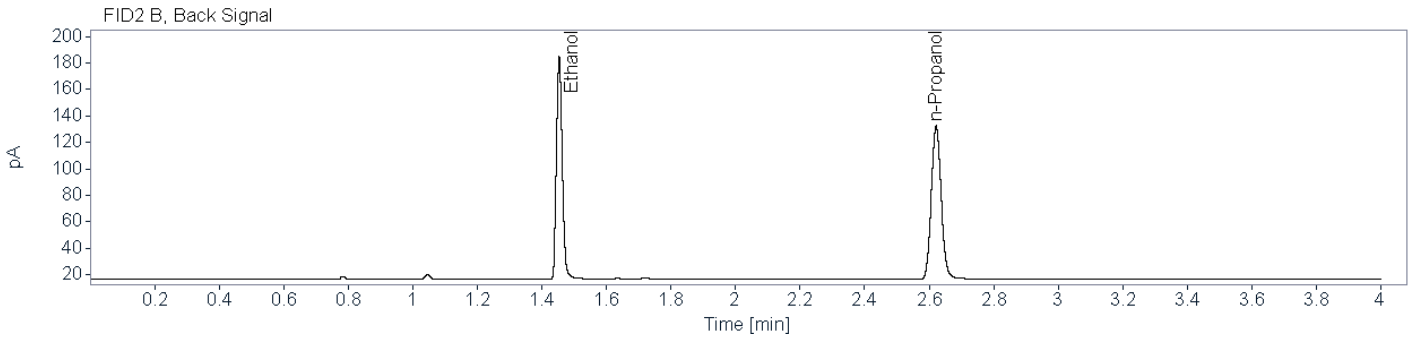
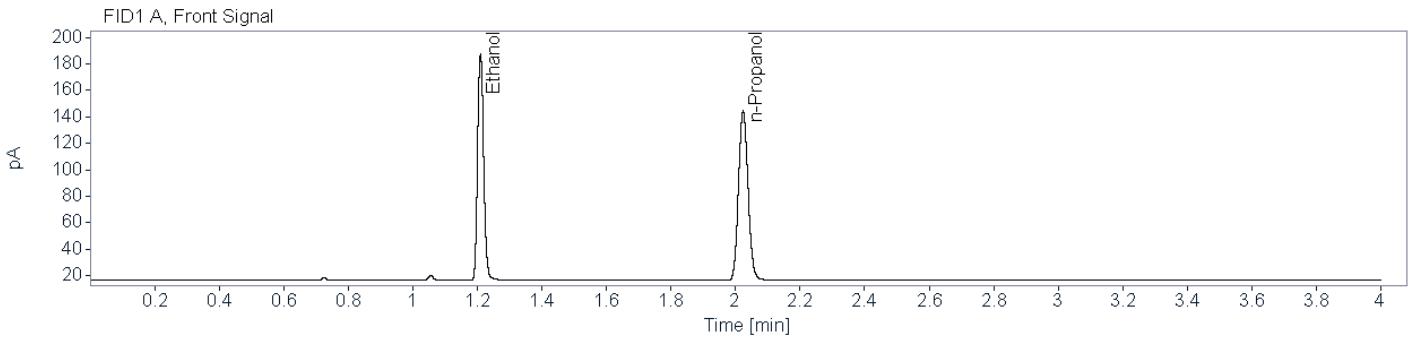
Previously analyzed in BAC_20240328_KB and BAC_20240402_KB -KB 5/3/2024

Total Number of Printed Examination Pages: 0



Brazoria County Sheriff's Office Crime Lab
Toxicology
Ethanol Analysis

Sample Name: BCCL-24-0597 001 (24-0885) **Description:** Alq 1 **Sample Barcode:** 24-0885 **Vial Number:** 25
Instrument: BAC 1 **Acq. Method:** BAC.M **Injection Date:** 4/16/2024 11:33:52 AM
Data File: C:\Chem32\1\Data\2024\BAC_20240416_KB 2024-04-16 09-18-55\025F2501.D



Name FID1A

Compound	Peak Symmetry	RT [min]	Expected RT[min]	Area	Concentration [g/100 mL]
Ethanol	0.84687	1.210	1.209	225.4909	0.1516
n-Propanol	0.88019	2.023	2.023	263.4685	0.0100

Name FID2B

Compound	Peak Symmetry	RT [min]	Expected RT[min]	Area	Concentration [g/100 mL]
Ethanol	0.83607	1.454	1.452	212.1361	0.1516
n-Propanol	0.89904	2.621	2.620	245.5801	0.0100

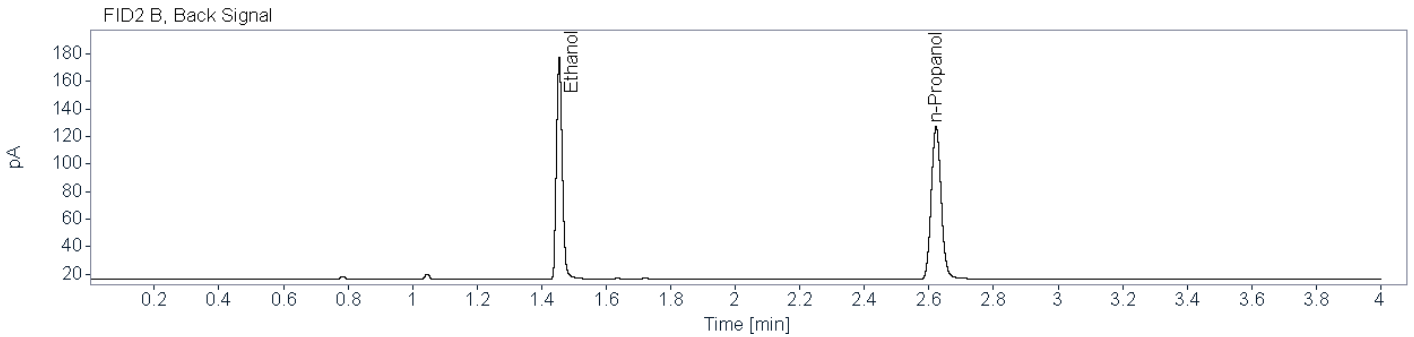
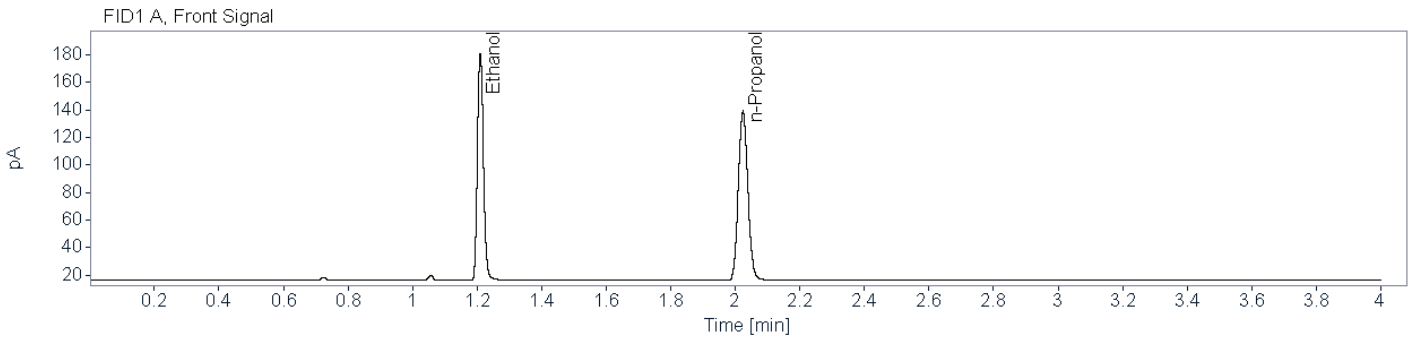


Brazoria County Sheriff's Office Crime Lab

Toxicology

Ethanol Analysis

Sample Name: BCCL-24-0597 001 (24-0901) **Description:** Alq 2 **Sample Barcode:** 24-0901 **Vial Number:** 41
Instrument: BAC 1 **Acq. Method:** BAC.M **Injection Date:** 4/16/2024 12:57:04 PM
Data File: C:\Chem32\1\Data\2024\BAC_20240416_KB 2024-04-16 09-18-55\041F4101.D



Name FID1A

Compound	Peak Symmetry	RT [min]	Expected RT[min]	Area	Concentration [g/100 mL]
Ethanol	0.84216	1.210	1.209	214.6892	0.1510
n-Propanol	0.87304	2.024	2.023	251.8163	0.0100

Name FID2B

Compound	Peak Symmetry	RT [min]	Expected RT[min]	Area	Concentration [g/100 mL]
Ethanol	0.83430	1.455	1.452	201.9613	0.1513
n-Propanol	0.89756	2.622	2.620	234.3081	0.0100



Brazoria County Crime Laboratory

Toxicology

Ethanol Confirmation Worksheet

Lab Number:

BCCL-24-0608 001

Batch Name: BAC_20240416_KB

Instrument: BAC-1

Analyst: Kayla M. Baylor

Specimen type:



Blood



Liquid



Other: _____

Results:

Ethanol

FID1

FID2

Aliquot 1:

0.2560

Aliquot 1:

0.2570

Aliquot 2:

0.2519

Aliquot 2:

0.2529

Reported Result: 0.254 g/100 mL

Reported UM: 0.037 g/100 mL

Comments:

Previously analyzed in BAC_20240328_KB and BAC_20240402_KB -KB 5/3/2024

Total Number of Printed Examination Pages: 0

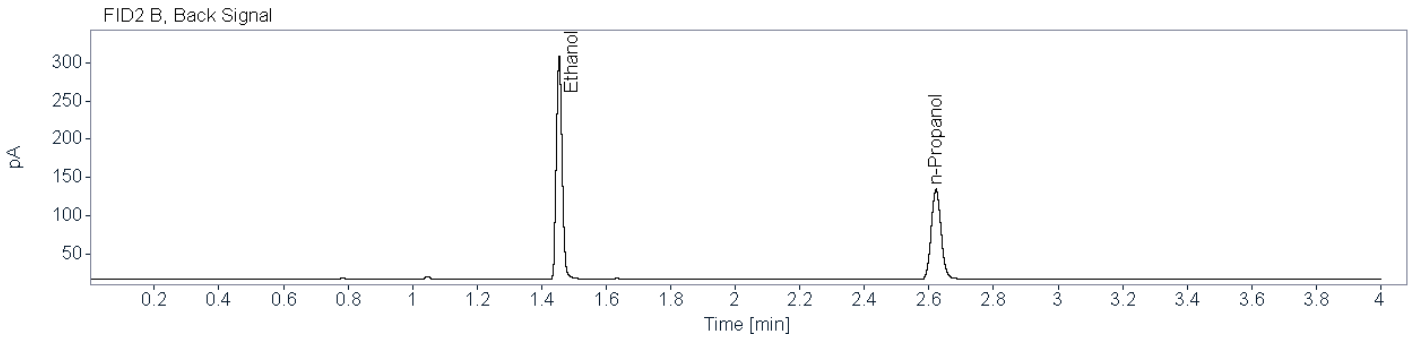
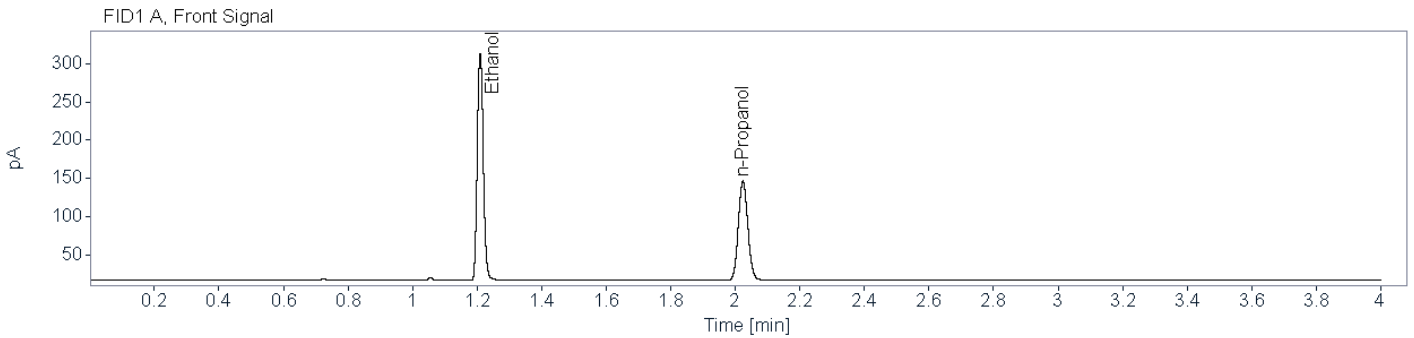


Brazoria County Sheriff's Office Crime Lab

Toxicology

Ethanol Analysis

Sample Name: BCCL-24-0608 001 (24-0886) **Description:** Alq 1 **Sample Barcode:** 24-0886 **Vial Number:** 26
Instrument: BAC 1 **Acq. Method:** BAC.M **Injection Date:** 4/16/2024 11:38:34 AM
Data File: C:\Chem32\1\Data\2024\BAC_20240416_KB 2024-04-16 09-18-55\026F2601.D



Name FID1A

Compound	Peak Symmetry	RT [min]	Expected RT[min]	Area	Concentration [g/100 mL]
Ethanol	0.87671	1.210	1.209	386.5746	0.2560
n-Propanol	0.88116	2.024	2.023	266.9617	0.0100

Name FID2B

Compound	Peak Symmetry	RT [min]	Expected RT[min]	Area	Concentration [g/100 mL]
Ethanol	0.88179	1.454	1.452	365.3698	0.2570
n-Propanol	0.89393	2.622	2.620	248.8426	0.0100

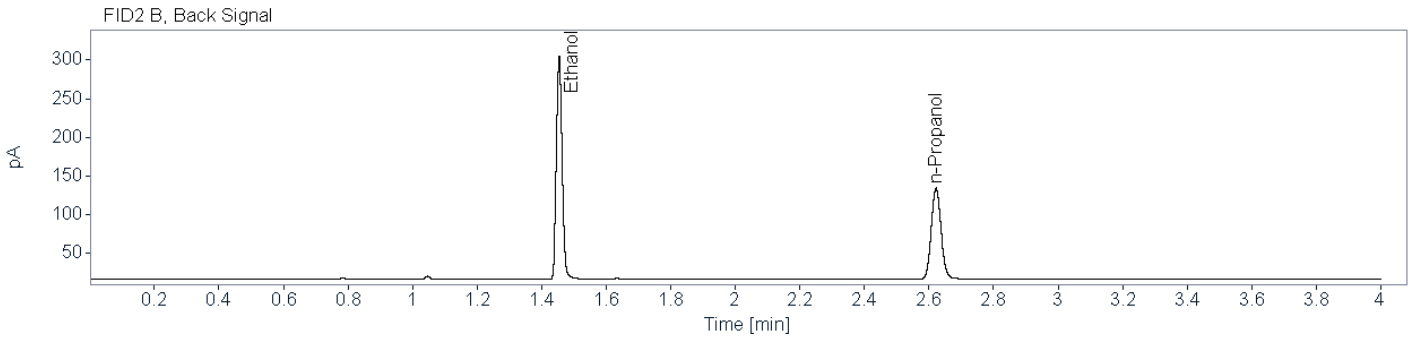
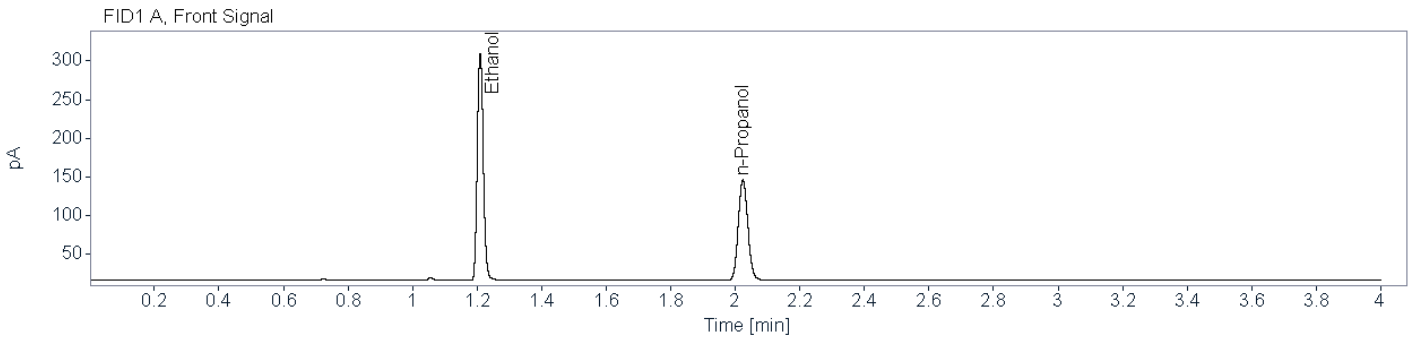


Brazoria County Sheriff's Office Crime Lab

Toxicology

Ethanol Analysis

Sample Name: BCCL-24-0608 001 (24-0900) **Description:** Alq 2 **Sample Barcode:** 24-0900 **Vial Number:** 40
Instrument: BAC 1 **Acq. Method:** BAC.M **Injection Date:** 4/16/2024 12:51:23 PM
Data File: C:\Chem32\1\Data\2024\BAC_20240416_KB 2024-04-16 09-18-55\040F4001.D



Name FID1A

Compound	Peak Symmetry	RT [min]	Expected RT[min]	Area	Concentration [g/100 mL]
Ethanol	0.85766	1.210	1.209	381.4602	0.2519
n-Propanol	0.87283	2.023	2.023	267.7421	0.0100

Name FID2B

Compound	Peak Symmetry	RT [min]	Expected RT[min]	Area	Concentration [g/100 mL]
Ethanol	0.87867	1.454	1.452	360.1742	0.2529
n-Propanol	0.90010	2.622	2.620	249.3446	0.0100



Brazoria County Crime Laboratory

Toxicology

Ethanol Confirmation Worksheet

Lab Number:

BCCL-24-0610 001

Batch Name: BAC_20240416_KB

Instrument: BAC-1

Analyst: Kayla M. Baylor

Specimen type:



Blood



Liquid



Other: _____

Results:

Ethanol

FID1

FID2

Aliquot 1:

0.1635

Aliquot 1:

0.1637

Aliquot 2:

0.1572

Aliquot 2:

0.1579


Reported Result: 0.160 g/100 mL

Reported UM: 0.023 g/100 mL

Comments:

Previously analyzed in BAC_20240328_KB and BAC_20240402_KB -KB 5/3/2024

Total Number of Printed Examination Pages: 0

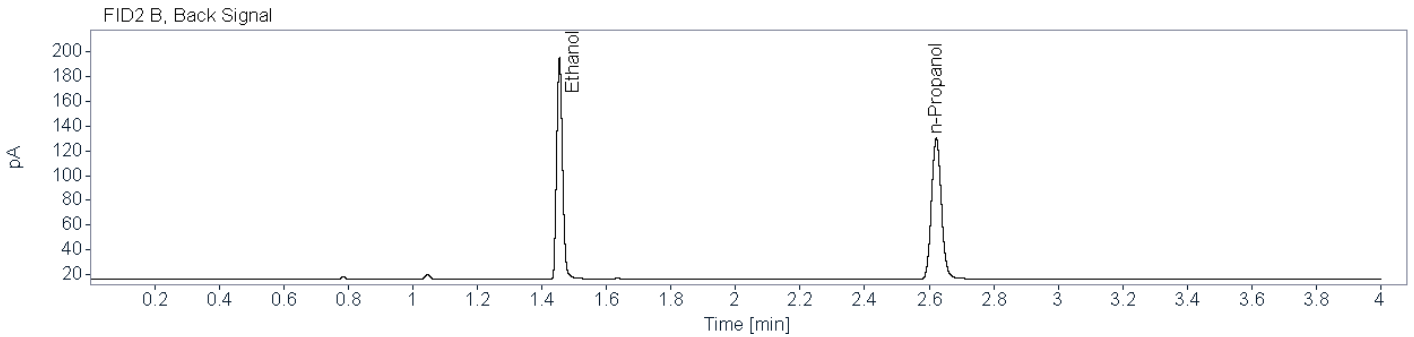
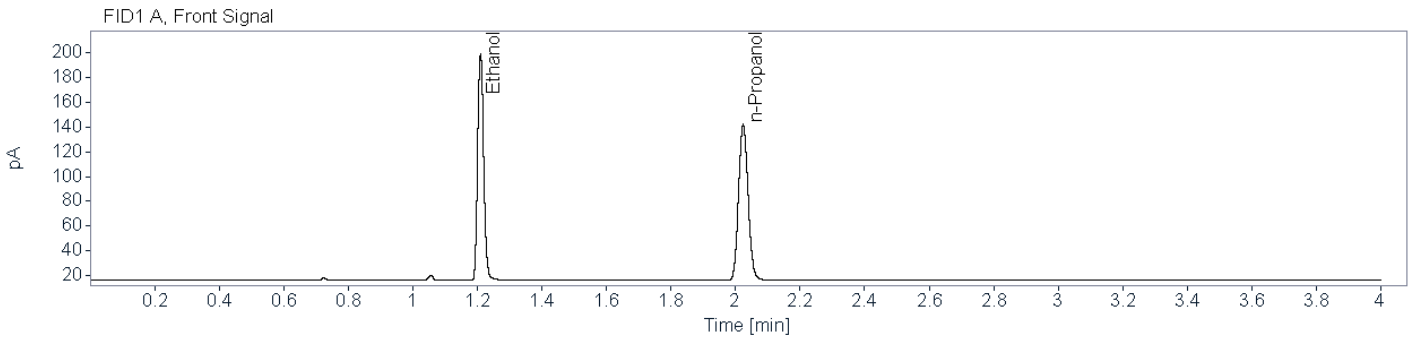


Brazoria County Sheriff's Office Crime Lab

Toxicology

Ethanol Analysis

Sample Name: BCCL-24-0610 001 (24-0887) **Description:** Alq 1 **Sample Barcode:** 24-0887 **Vial Number:** 27
Instrument: BAC 1 **Acq. Method:** BAC.M **Injection Date:** 4/16/2024 11:44:16 AM
Data File: C:\Chem32\1\Data\2024\BAC_20240416_KB 2024-04-16 09-18-55\027F2701.D



Name FID1A

Compound	Peak Symmetry	RT [min]	Expected RT[min]	Area	Concentration [g/100 mL]
Ethanol	0.85179	1.210	1.209	238.5664	0.1635
n-Propanol	0.88175	2.024	2.023	258.2544	0.0100

Name FID2B

Compound	Peak Symmetry	RT [min]	Expected RT[min]	Area	Concentration [g/100 mL]
Ethanol	0.84657	1.455	1.452	224.4126	0.1637
n-Propanol	0.90165	2.622	2.620	240.4013	0.0100

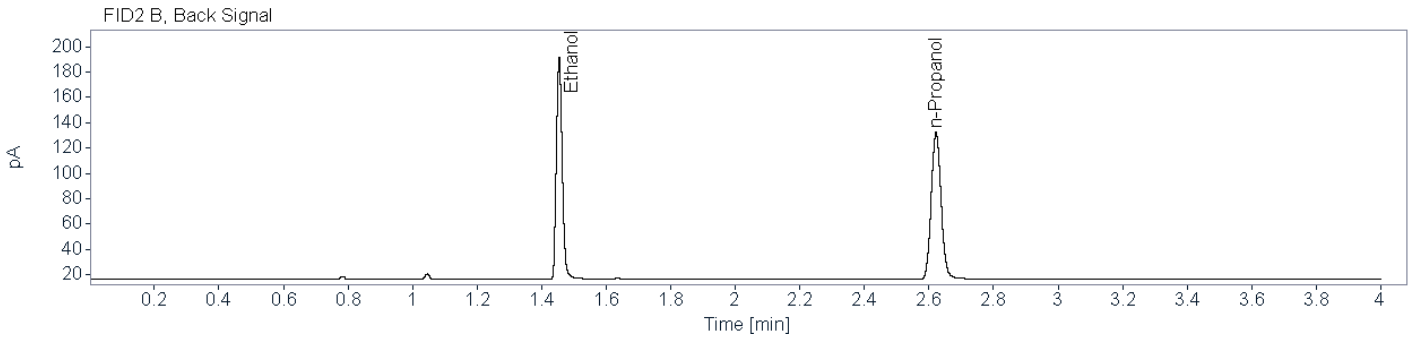
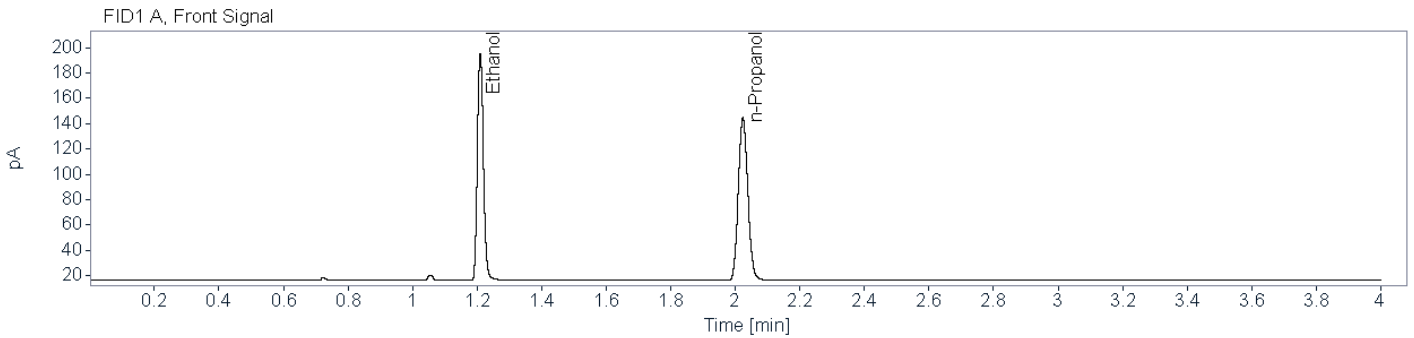


Brazoria County Sheriff's Office Crime Lab

Toxicology

Ethanol Analysis

Sample Name: BCCL-24-0610 001 (24-0899)
Description: Alq 2
Sample Barcode: 24-0899
Vial Number: 39
Instrument: BAC 1
Acq. Method: BAC.M
Injection Date: 4/16/2024 12:46:39 PM
Data File: C:\Chem32\1\Data\2024\BAC_20240416_KB 2024-04-16 09-18-55\039F3901.D



Name FID1A

Compound	Peak Symmetry	RT [min]	Expected RT[min]	Area	Concentration [g/100 mL]
Ethanol	0.84003	1.210	1.209	233.5589	0.1572
n-Propanol	0.87076	2.023	2.023	263.0851	0.0100

Name FID2B

Compound	Peak Symmetry	RT [min]	Expected RT[min]	Area	Concentration [g/100 mL]
Ethanol	0.84582	1.454	1.452	220.3957	0.1579
n-Propanol	0.89846	2.622	2.620	244.8837	0.0100



Brazoria County Crime Laboratory

Toxicology

Ethanol Confirmation Worksheet

Lab Number:

BCCL-24-0620 001_001

Batch Name: BAC_20240416_KB

Instrument: BAC-1

Analyst: Kayla M. Baylor

Specimen type:



Blood



Liquid



Other: _____

Results:

Ethanol

FID1

FID2

Aliquot 1:

0.0972

Aliquot 1:

0.0971

Aliquot 2:

0.0975

Aliquot 2:

0.0974

Reported Result: 0.097 g/100 mL

Reported UM: 0.014 g/100 mL

Comments:

Previously analyzed in BAC_20240402_KB -KB 5/3/2024

Total Number of Printed Examination Pages: 0

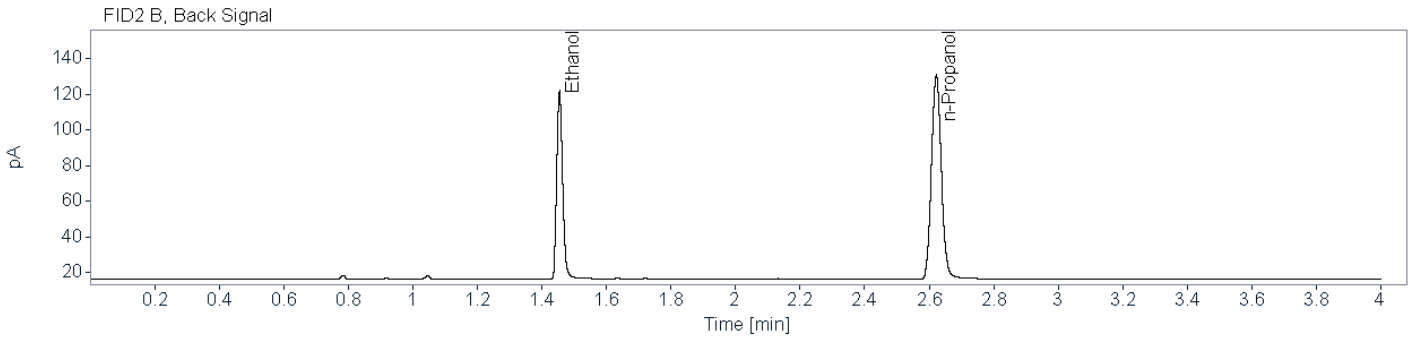
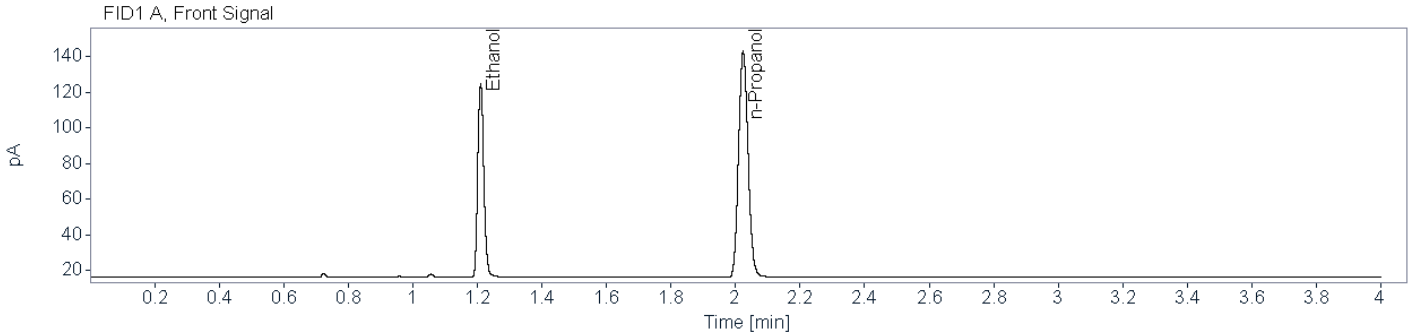


Brazoria County Sheriff's Office Crime Lab

Toxicology

Ethanol Analysis

Sample Name: BCCL-24-0620 001_001 (24-0888)
Description: Alq 1
Sample Barcode: 24-0888
Vial Number: 28
Instrument: BAC 1
Acq. Method: BAC.M
Injection Date: 4/16/2024 11:48:59 AM
Data File: C:\Chem32\1\Data\2024\BAC_20240416_KB 2024-04-16 09-18-55\028F2801.D




Name FID1A

Compound	Peak Symmetry	RT [min]	Expected RT[min]	Area	Concentration [g/100 mL]
Ethanol	0.84099	1.210	1.209	142.3155	0.0972
n-Propanol	0.88167	2.023	2.023	259.8789	0.0100

Name FID2B

Compound	Peak Symmetry	RT [min]	Expected RT[min]	Area	Concentration [g/100 mL]
Ethanol	0.81837	1.455	1.452	133.5573	0.0971
n-Propanol	0.90568	2.622	2.620	242.0820	0.0100

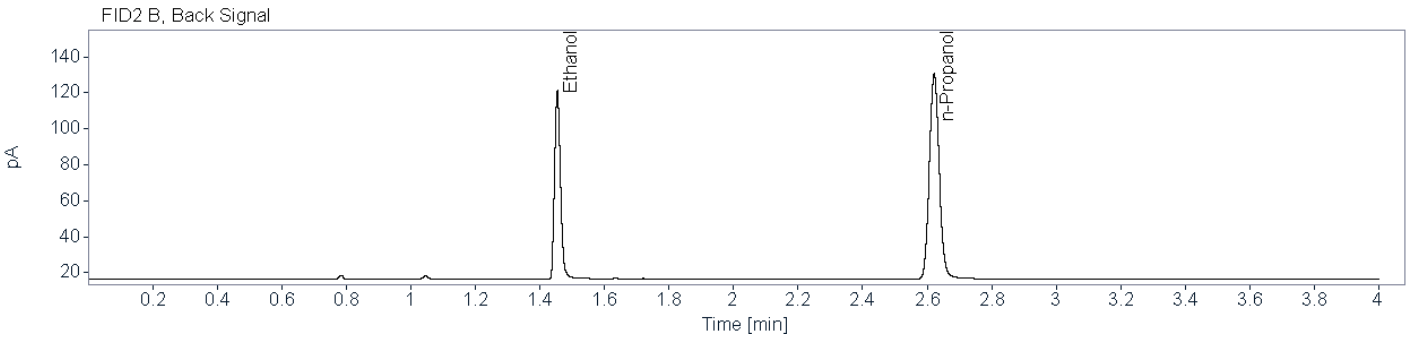
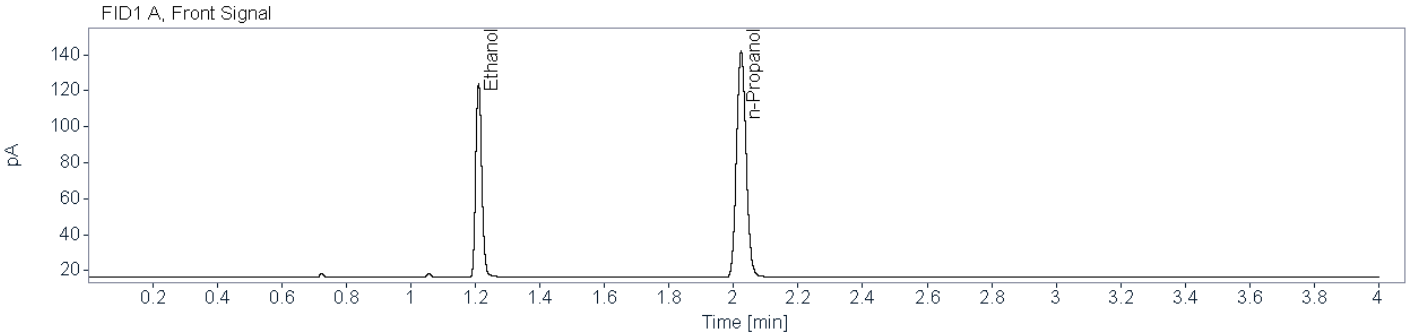


Brazoria County Sheriff's Office Crime Lab

Toxicology

Ethanol Analysis

Sample Name: BCCL-24-0620 001_001 (24-0898)
Description: Alq 2
Sample Barcode: 24-0898
Vial Number: 38
Instrument: BAC 1
Acq. Method: BAC.M
Injection Date: 4/16/2024 12:40:58 PM
Data File: C:\Chem32\1\Data\2024\BAC_20240416_KB 2024-04-16 09-18-55\038F3801.D



Name FID1A

Compound	Peak Symmetry	RT [min]	Expected RT[min]	Area	Concentration [g/100 mL]
Ethanol	0.83928	1.210	1.209	142.0610	0.0975
n-Propanol	0.88104	2.023	2.023	258.8420	0.0100

Name FID2B

Compound	Peak Symmetry	RT [min]	Expected RT[min]	Area	Concentration [g/100 mL]
Ethanol	0.81603	1.454	1.452	133.2102	0.0974
n-Propanol	0.90277	2.622	2.620	240.8713	0.0100



Brazoria County Crime Laboratory

Toxicology

Ethanol Confirmation Worksheet

Lab Number:

BCCL-24-0622 001

Batch Name: BAC_20240416_KB

Instrument: BAC-1

Analyst: Kayla M. Baylor

Specimen type:



Blood



Liquid



Other: _____

Results:

Ethanol

FID1

FID2

Aliquot 1:

0.2131

Aliquot 1:

0.2132

Aliquot 2:

0.2110

Aliquot 2:

0.2118

Reported Result: 0.212 g/100 mL

Reported UM: 0.031 g/100 mL

Comments:

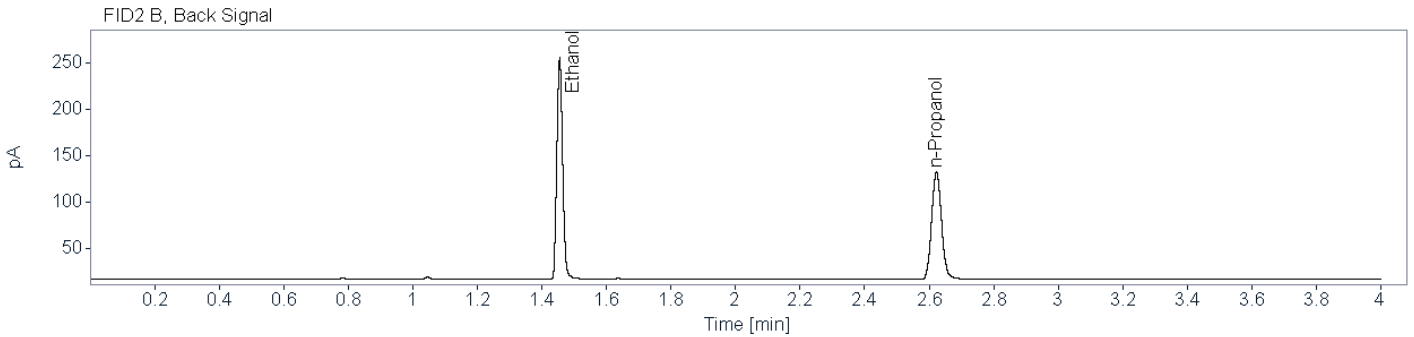
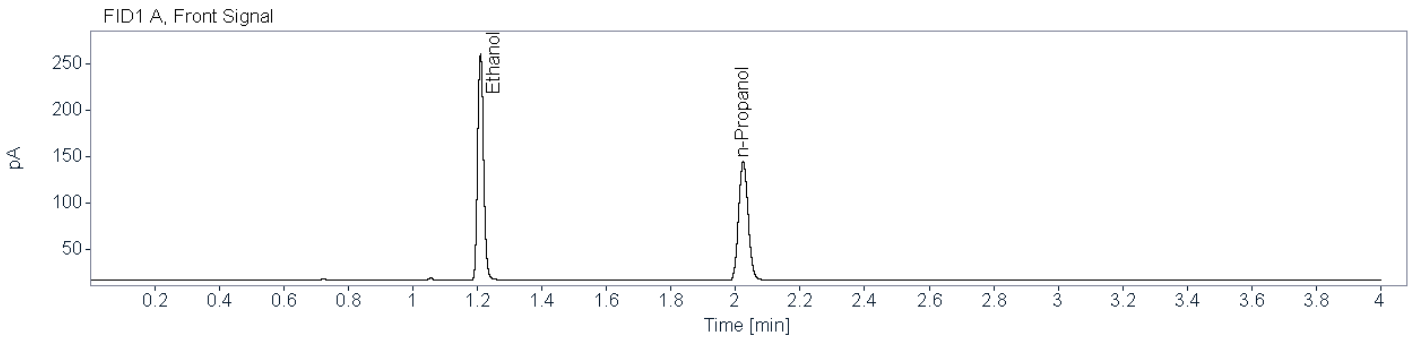
Previously analyzed in BAC_20240328_KB and BAC_20240402_KB -KB 5/3/2024

Total Number of Printed Examination Pages: 0



Brazoria County Sheriff's Office Crime Lab
Toxicology
Ethanol Analysis

Sample Name: BCCL-24-0622 001 (24-0889) **Description:** Alq 1 **Sample Barcode:** 24-0889 **Vial Number:** 29
Instrument: BAC 1 **Acq. Method:** BAC.M **Injection Date:** 4/16/2024 11:54:40 AM
Data File: C:\Chem32\1\Data\2024\BAC_20240416_KB 2024-04-16 09-18-55\029F2901.D



Name FID1A

Compound	Peak Symmetry	RT [min]	Expected RT[min]	Area	Concentration [g/100 mL]
Ethanol	0.86098	1.210	1.209	317.0879	0.2131
n-Propanol	0.87649	2.024	2.023	263.1669	0.0100

Name FID2B

Compound	Peak Symmetry	RT [min]	Expected RT[min]	Area	Concentration [g/100 mL]
Ethanol	0.86444	1.455	1.452	298.5836	0.2132
n-Propanol	0.90420	2.623	2.620	245.3509	0.0100

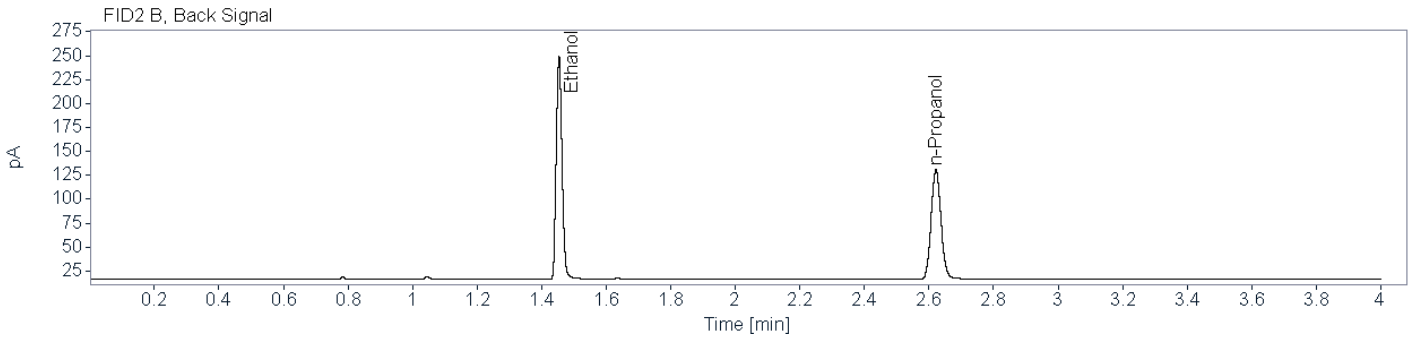
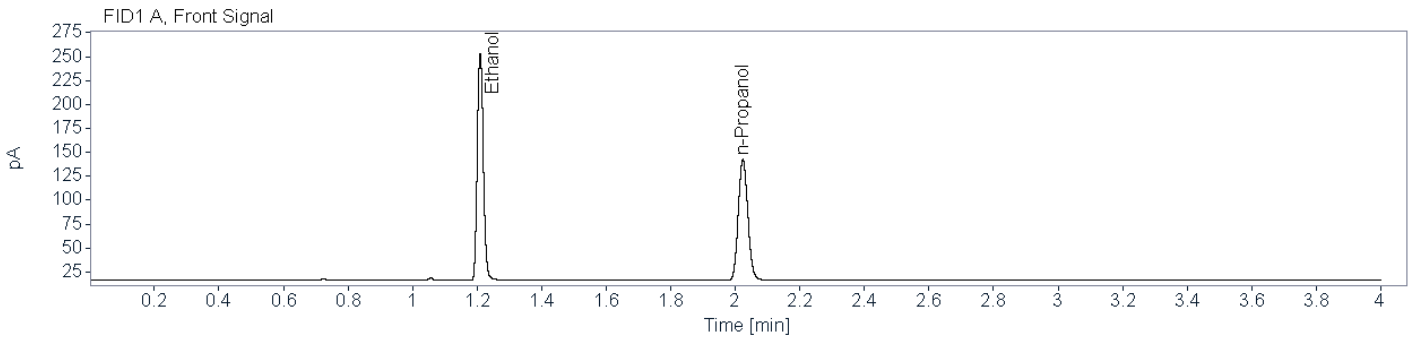


Brazoria County Sheriff's Office Crime Lab

Toxicology

Ethanol Analysis

Sample Name: BCCL-24-0622 001 (24-0897)
Description: Alq 2
Sample Barcode: 24-0897
Vial Number: 37
Instrument: BAC 1
Acq. Method: BAC.M
Injection Date: 4/16/2024 12:36:15 PM
Data File: C:\Chem32\1\Data\2024\BAC_20240416_KB 2024-04-16 09-18-55\037F3701.D



Name FID1A

Compound	Peak Symmetry	RT [min]	Expected RT[min]	Area	Concentration [g/100 mL]
Ethanol	0.85113	1.210	1.209	309.8952	0.2110
n-Propanol	0.87811	2.023	2.023	259.7994	0.0100

Name FID2B

Compound	Peak Symmetry	RT [min]	Expected RT[min]	Area	Concentration [g/100 mL]
Ethanol	0.85997	1.454	1.452	292.4138	0.2118
n-Propanol	0.90787	2.622	2.620	241.8121	0.0100



Brazoria County Crime Laboratory

Toxicology

Ethanol Confirmation Worksheet

Lab Number:

BCCL-24-0623 001

Batch Name: BAC_20240416_KB

Instrument: BAC-1

Analyst: Kayla M. Baylor

Specimen type:



Blood



Liquid



Other: _____

Results:

Ethanol

FID1

FID2

Aliquot 1:

0.1247

Aliquot 1:

0.1245

Aliquot 2:

0.1267

Aliquot 2:

0.1265

Reported Result: 0.125 g/100 mL

Reported UM: 0.018 g/100 mL

Comments:

Previously analyzed in BAC_20240328_KB and BAC_20240402_KB -KB 5/3/2024

Total Number of Printed Examination Pages: 0

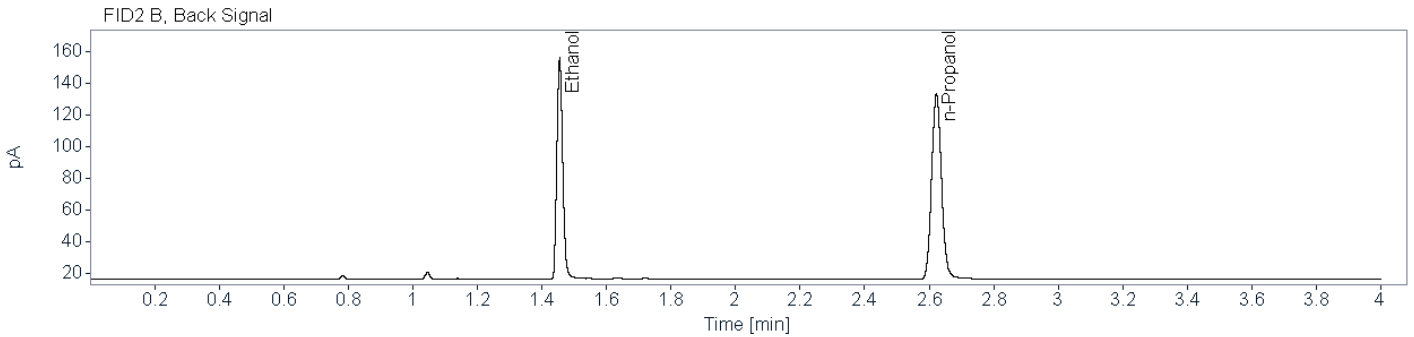
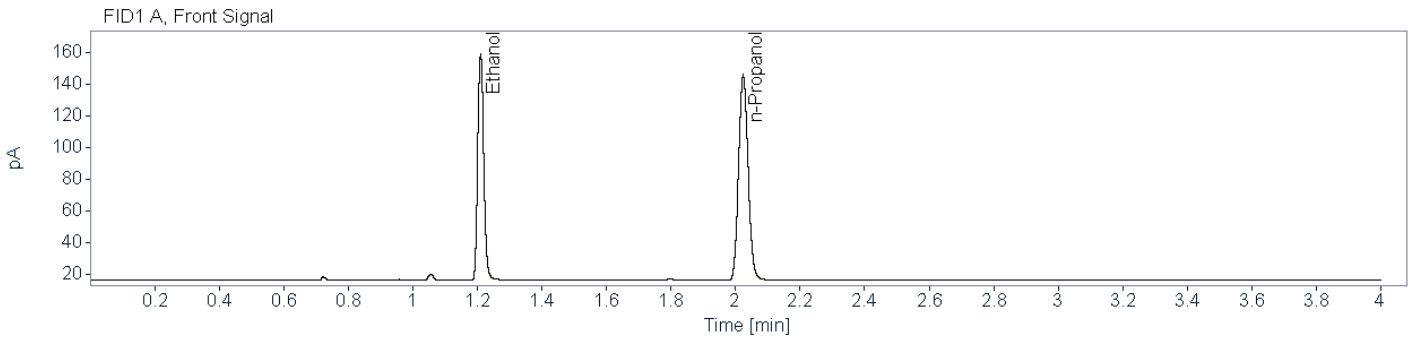


Brazoria County Sheriff's Office Crime Lab

Toxicology

Ethanol Analysis

Sample Name: BCCL-24-0623 001 (24-0890)
Description: Alq 1
Sample Barcode: 24-0890
Vial Number: 30
Instrument: BAC 1
Acq. Method: BAC.M
Injection Date: 4/16/2024 11:59:22 AM
Data File: C:\Chem32\1\Data\2024\BAC_20240416_KB 2024-04-16 09-18-55\030F3001.D



Name FID1A

Compound	Peak Symmetry	RT [min]	Expected RT[min]	Area	Concentration [g/100 mL]
Ethanol	0.85075	1.210	1.209	186.2389	0.1247
n-Propanol	0.88626	2.024	2.023	264.8288	0.0100

Name FID2B

Compound	Peak Symmetry	RT [min]	Expected RT[min]	Area	Concentration [g/100 mL]
Ethanol	0.83677	1.455	1.452	174.9187	0.1245
n-Propanol	0.90082	2.622	2.620	246.9490	0.0100

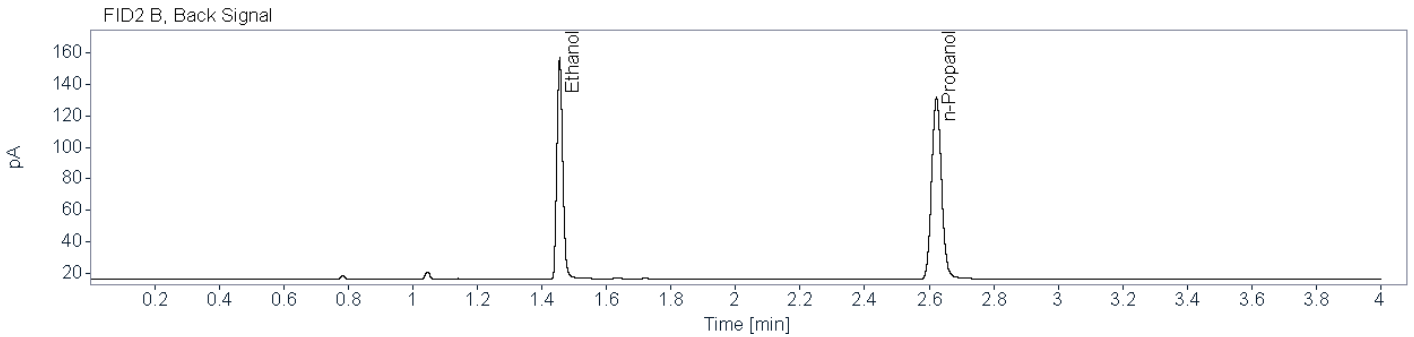
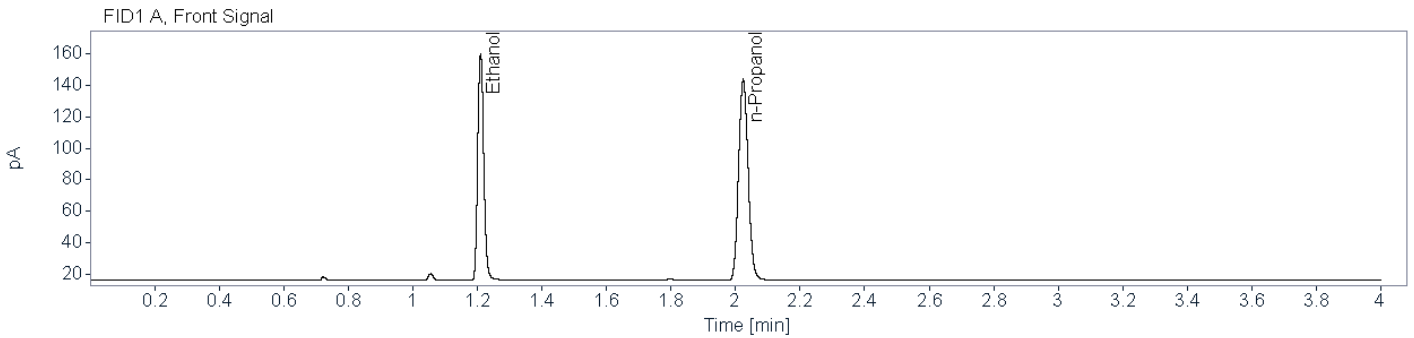


Brazoria County Sheriff's Office Crime Lab

Toxicology

Ethanol Analysis

Sample Name: BCCL-24-0623 001 (24-0896) **Description:** Alq 2 **Sample Barcode:** 24-0896 **Vial Number:** 36
Instrument: BAC 1 **Acq. Method:** BAC.M **Injection Date:** 4/16/2024 12:30:34 PM
Data File: C:\Chem32\1\Data\2024\BAC_20240416_KB 2024-04-16 09-18-55\036F3601.D



Name FID1A

Compound	Peak Symmetry	RT [min]	Expected RT[min]	Area	Concentration [g/100 mL]
Ethanol	0.84962	1.210	1.209	187.1431	0.1267
n-Propanol	0.88532	2.024	2.023	261.8937	0.0100

Name FID2B

Compound	Peak Symmetry	RT [min]	Expected RT[min]	Area	Concentration [g/100 mL]
Ethanol	0.83568	1.455	1.452	175.6267	0.1265
n-Propanol	0.89744	2.623	2.620	244.0124	0.0100



Brazoria County Crime Laboratory

Toxicology

Ethanol Confirmation Worksheet

Lab Number:

BCCL-24-0624 001

Batch Name: BAC_20240416_KB

Instrument: BAC-1

Analyst: Kayla M. Baylor

Specimen type:



Blood



Liquid



Other: _____

Results:

Ethanol

FID1

FID2

Aliquot 1:

0.2437

Aliquot 1:

0.2439

Aliquot 2:

0.2511

Aliquot 2:

0.2519

Reported Result: 0.247 g/100 mL

Reported UM: 0.036 g/100 mL

Comments:

Previously analyzed in BAC_20240328_KB and BAC_20240402_KB -KB 5/3/2024

Total Number of Printed Examination Pages: 0

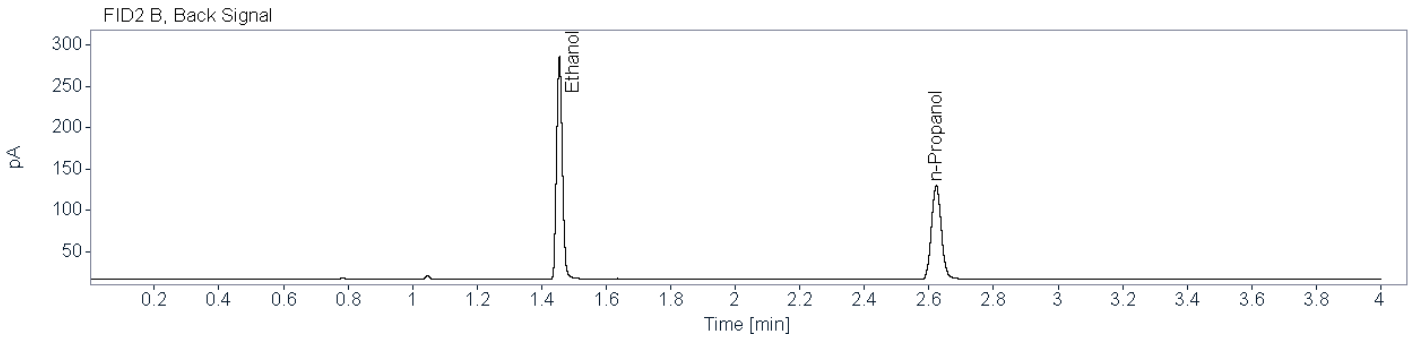
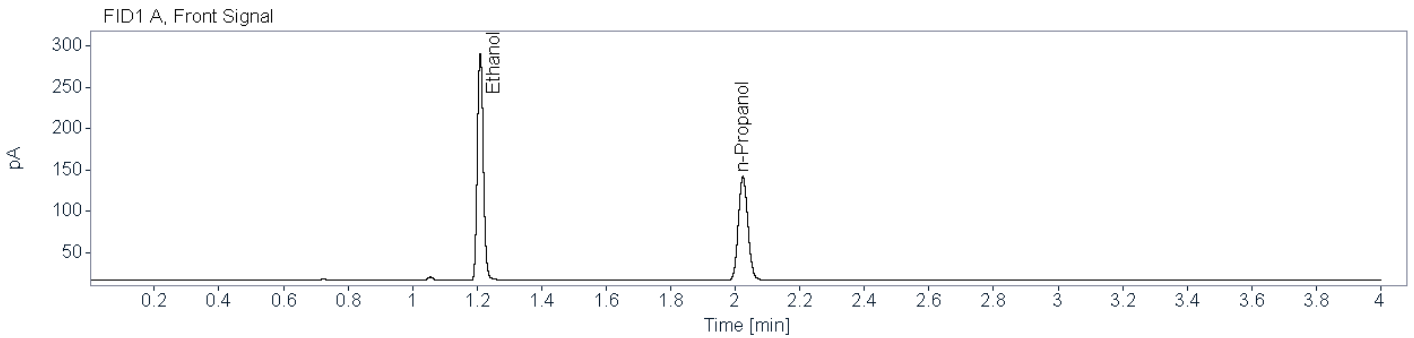


Brazoria County Sheriff's Office Crime Lab

Toxicology

Ethanol Analysis

Sample Name: BCCL-24-0624 001 (24-0891)
Description: Alq 1
Sample Barcode: 24-0891
Vial Number: 31
Instrument: BAC 1
Acq. Method: BAC.M
Injection Date: 4/16/2024 12:05:04 PM
Data File: C:\Chem32\1\Data\2024\BAC_20240416_KB 2024-04-16 09-18-55\031F3101.D




Name FID1A

Compound	Peak Symmetry	RT [min]	Expected RT[min]	Area	Concentration [g/100 mL]
Ethanol	0.85701	1.210	1.209	354.9944	0.2437
n-Propanol	0.87894	2.024	2.023	257.5627	0.0100

Name FID2B

Compound	Peak Symmetry	RT [min]	Expected RT[min]	Area	Concentration [g/100 mL]
Ethanol	0.86951	1.455	1.452	334.5558	0.2439
n-Propanol	0.90575	2.623	2.620	240.1283	0.0100

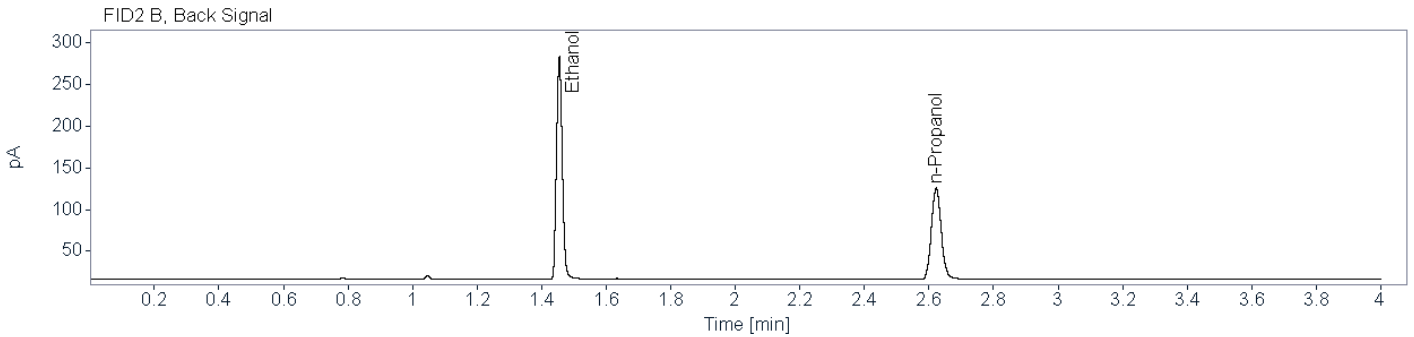
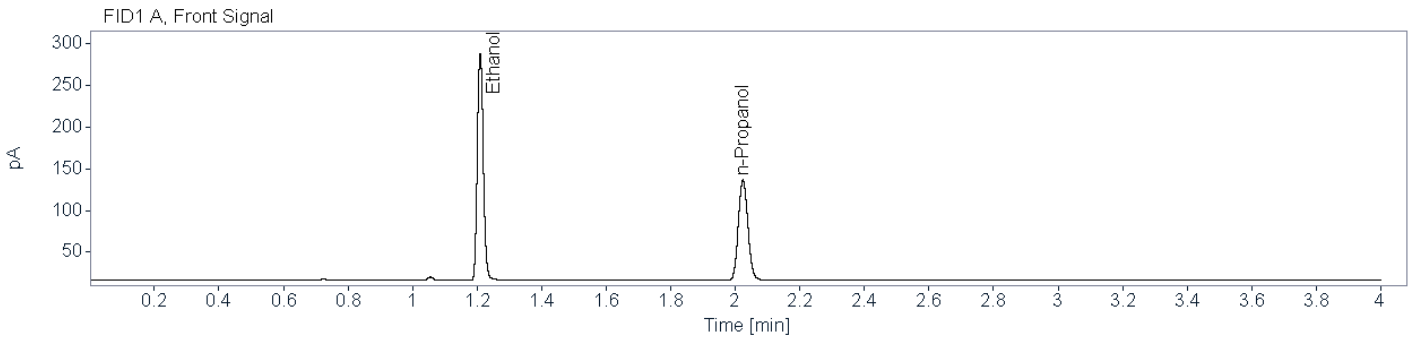


Brazoria County Sheriff's Office Crime Lab

Toxicology

Ethanol Analysis

Sample Name: BCCL-24-0624 001 (24-0895)
Description: Alq 2
Sample Barcode: 24-0895
Vial Number: 35
Instrument: BAC 1
Acq. Method: BAC.M
Injection Date: 4/16/2024 12:25:51 PM
Data File: C:\Chem32\1\Data\2024\BAC_20240416_KB 2024-04-16 09-18-55\035F3501.D



Name FID1A

Compound	Peak Symmetry	RT [min]	Expected RT[min]	Area	Concentration [g/100 mL]
Ethanol	0.85524	1.210	1.209	351.9513	0.2511
n-Propanol	0.87521	2.024	2.023	247.8239	0.0100

Name FID2B

Compound	Peak Symmetry	RT [min]	Expected RT[min]	Area	Concentration [g/100 mL]
Ethanol	0.86667	1.455	1.452	331.8150	0.2519
n-Propanol	0.89906	2.622	2.620	230.6048	0.0100



Brazoria County Crime Laboratory

Toxicology

Ethanol Confirmation Worksheet

Lab Number:

BCCL-24-0625 001

Batch Name: BAC_20240416_KB

Instrument: BAC-1

Analyst: Kayla M. Baylor

Specimen type:



Blood



Liquid



Other: _____

Results:

Ethanol

FID1

FID2

Aliquot 1:

0.2109

Aliquot 1:

0.2117

Aliquot 2:

0.2151

Aliquot 2:

0.2157

Reported Result: 0.213 g/100 mL

Reported UM: 0.031 g/100 mL

Comments:

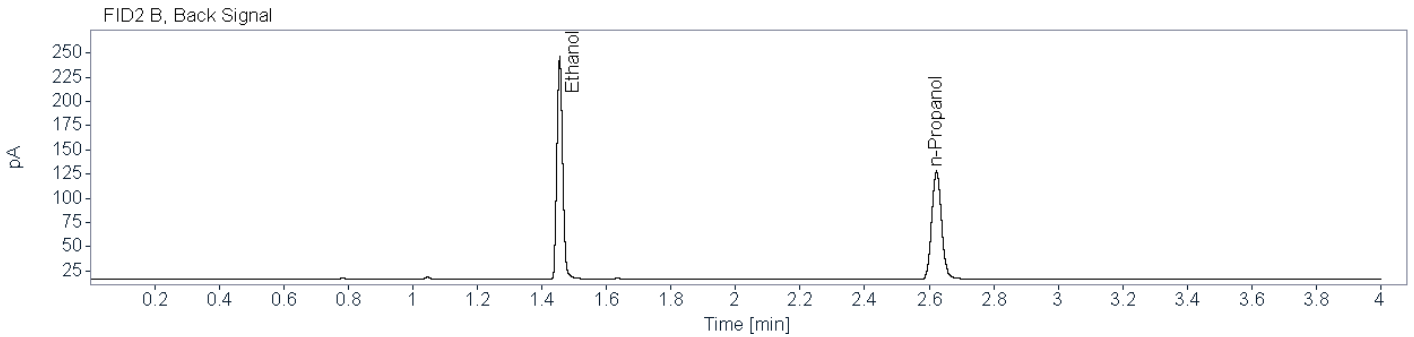
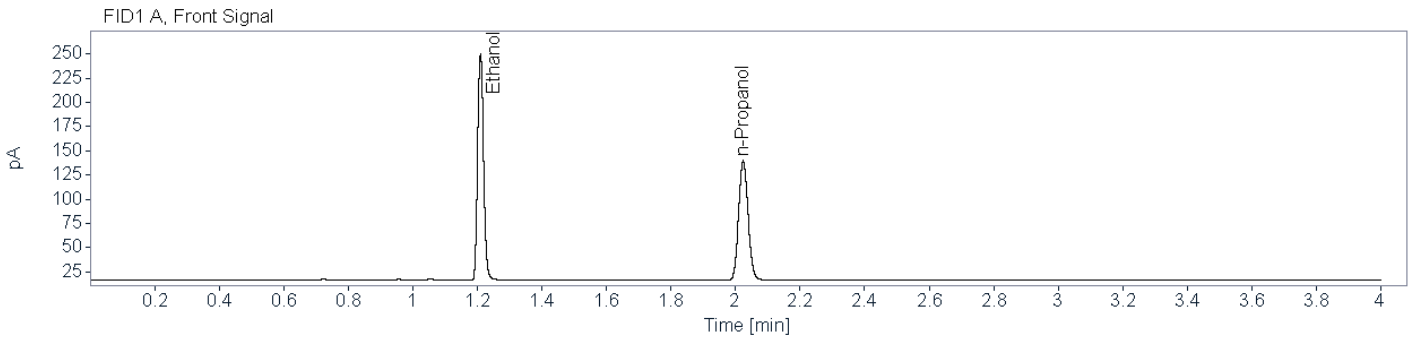
Previously analyzed in BAC_20240402_KB -KB 5/3/2024

Total Number of Printed Examination Pages: 0



Brazoria County Sheriff's Office Crime Lab
Toxicology
Ethanol Analysis

Sample Name: BCCL-24-0625 001 (24-0892) **Description:** Alq 1 **Sample Barcode:** 24-0892 **Vial Number:** 32
Instrument: BAC 1 **Acq. Method:** BAC.M **Injection Date:** 4/16/2024 12:09:46 PM
Data File: C:\Chem32\1\Data\2024\BAC_20240416_KB 2024-04-16 09-18-55\032F3201.D



Name FID1A

Compound	Peak Symmetry	RT [min]	Expected RT[min]	Area	Concentration [g/100 mL]
Ethanol	0.85796	1.210	1.209	300.7157	0.2109
n-Propanol	0.88202	2.024	2.023	252.1803	0.0100

Name FID2B

Compound	Peak Symmetry	RT [min]	Expected RT[min]	Area	Concentration [g/100 mL]
Ethanol	0.86011	1.455	1.452	284.0470	0.2117
n-Propanol	0.89842	2.623	2.620	235.0589	0.0100

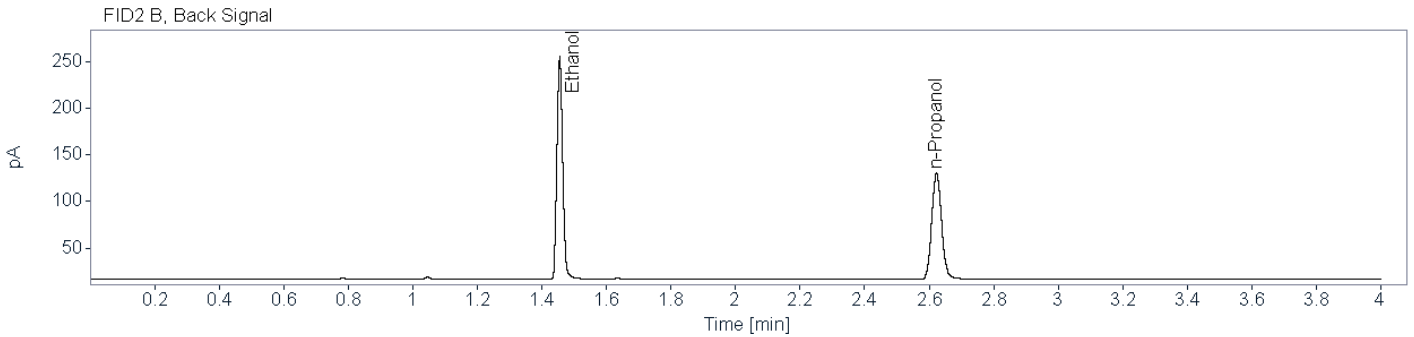
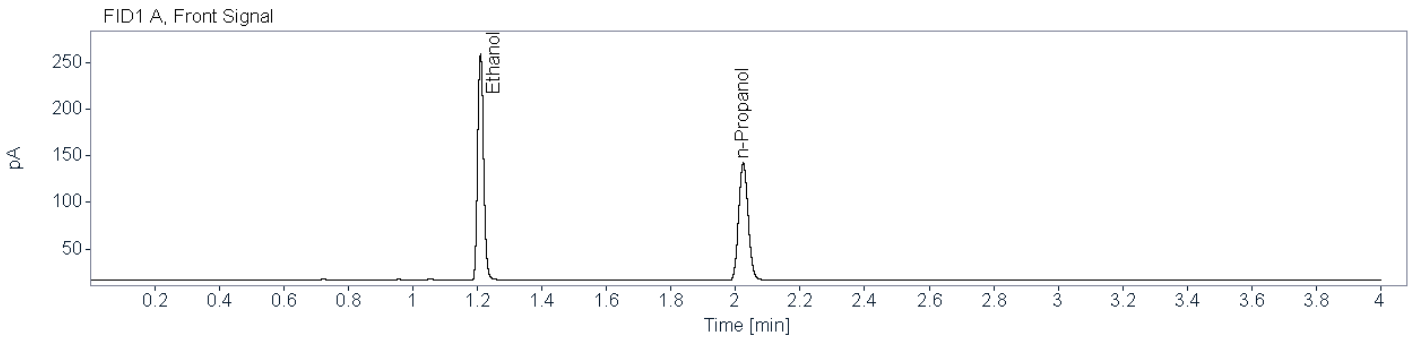


Brazoria County Sheriff's Office Crime Lab

Toxicology

Ethanol Analysis

Sample Name: BCCL-24-0625 001 (24-0894) **Description:** Alq 2 **Sample Barcode:** 24-0894 **Vial Number:** 34
Instrument: BAC 1 **Acq. Method:** BAC.M **Injection Date:** 4/16/2024 12:20:11 PM
Data File: C:\Chem32\1\Data\2024\BAC_20240416_KB 2024-04-16 09-18-55\034F3401.D



Name FID1A

Compound	Peak Symmetry	RT [min]	Expected RT[min]	Area	Concentration [g/100 mL]
Ethanol	0.85966	1.210	1.209	314.0867	0.2151
n-Propanol	0.88344	2.024	2.023	258.2600	0.0100

Name FID2B

Compound	Peak Symmetry	RT [min]	Expected RT[min]	Area	Concentration [g/100 mL]
Ethanol	0.86321	1.455	1.452	296.4629	0.2157
n-Propanol	0.89556	2.623	2.620	240.7333	0.0100