



## Brazoria County Crime Laboratory BAC Batch Review Checklist

<b>Batch Name:</b>	BAC_20240529_KB	<b>Analyst Review</b>	<b>Technical Review</b>
<b>BAC Summary</b>	Verify batch name, instrument, analyst, UM%, and QC targets	✓	✓
	Verify Cal 1 obtained values and IS area counts	✓	✓
	Verify IS of all QCs and samples fall within acceptable area count range	✓	✓
<b>BAC Batch Information</b>	IS/calibrators/QCs lot numbers, expiration dates, and inventory numbers listed	✓	✓
	Confirm standards and/or reagents made in-house are verified	✓	✓
	Pipette(s) listed	✓	✓
<b>Sequence(s)</b>	Verify date is consistent with batch date	✓	✓
	Verify method used for all samples is correct, and all pages accounted for	✓	✓
	Reviewer verified, initialed, and dated sequence	✓	✓
<b>Method</b>	Verify correct method is included, and all pages accounted for	✓	✓
<b>Performance Check</b>	Verify air blank and PC are acceptable	✓	✓
<b>Calibration Table &amp; Curve</b>	Verify date is consistent with calibration date, and all pages accounted for	✓	✓
	Verify R <sup>2</sup> values are acceptable for ethanol	✓	✓
<b>Data</b>	Verify calibrator area counts listed in the calibration table for ethanol	✓	✓
	Verify chromatography, retention time, and symmetry values are acceptable for ethanol	✓	✓
	Verify calibrators and QCs are within acceptable range for ethanol	✓	✓
	Verify all cases listed on BAC summary have data	✓	✓
	Verify barcodes match	✓	✓
<b>Ethanol Confirmation Worksheet(s)</b>	Verify aliquot values against data for all case samples	✓	✓
	Verify Reported Result and UM for all case samples	✓	✓
<b>JTrax</b>	Verify Reported Result and Reported UM against BAC Confirmation Worksheet(s) for all case samples	✓	✓
Verify QCs were added to QC log		✓	✓
All comments and/or strikethroughs, if any, initialed		✓	✓
All printed pages initialed		✓	✓
Total number of pages		144	✓

Analyst Review

Signature: Kayla M. Baylor Digitally signed by Kayla M. Baylor  
Date: 2024.06.11 09:15:00 -05'00'

Date: 6/11/2024

Technical Review

Signature: Melissa Henry Digitally signed by Melissa Henry  
Date: 2024.06.24 12:10:47 -05'00'

Date: 6/24/2024



Batch Name: BAC\_20240529\_KB

## Technical Review Notes

Previously analyzed comment missing from BCCL-24-0797. -- 6/21/2024 mh





## Brazoria County Crime Lab BAC Batch Information

Batch Name: BAC-20240529-KB Analyst: Kayla M. Baylor Instrument: BAC-1

	Lot:	Expiration:	Inventory Number:
Cal 1	<u>FN12272201</u>	<u>2/29/2028</u>	<u>S-23-5008H</u>
Cal 2	<u>FN03122112</u>	<u>3/31/2026</u>	<u>S-23-5002I</u>
Cal 3	<u>FN03172301</u>	<u>3/31/2028</u>	<u>S-23-5010B</u>
Cal 4	<u>FN03072301</u>	<u>3/31/2028</u>	<u>S-23-5011B</u>
Cal 5	<u>FN03132302</u>	<u>3/31/2028</u>	<u>S-23-5012A</u>
Cal 6	<u>FN03052102</u>	<u>3/31/2026</u>	<u>S-22-054H</u>
Cal 7	<u>FN06262004</u>	<u>7/31/2025</u>	<u>S-23-5014C</u>
High QC	<u>3008020-A</u>	<u>1/31/2025</u>	<u>S-23-50060</u>
Low QC	<u>517757</u>	<u>6/21/2025</u>	<u>S-24-5001A</u>
Blood QC A	<u>2101199</u>	<u>2/28/2025</u>	<u>S-22-031E</u>
Blood QC B	<u>2110181</u>	<u>3/31/2026</u>	<u>S-23-5000F</u>
Internal Standard	<u>N/A</u>	<u>9/13/2024</u>	<u>R-24-5001</u>
Pipette(s)	<u>S053, 205L</u>		

Comments:

*KB*

BCCL ANALYTICAL WORKLIST

ANALYST: Kayla Baylor



Worklist ID: 36TR989TVR1KSZ



Case #	Evid #	Evid Type	Service
BCCL-24-0797 	001	Blood	Alcohol
	<del>002</del>	<del>Blood</del>	<del>Alcohol</del> KB 5/29/2024
BCCL-24-0895 	001	Blood	Alcohol
BCCL-24-0896 	001	Blood	Alcohol
BCCL-24-0897 	001	Blood	Alcohol
BCCL-24-0906 	001	Blood	Alcohol
BCCL-24-0910 	001	Blood	Alcohol
BCCL-24-0911 	001	Blood	Alcohol
BCCL-24-0912 	001	Blood	Alcohol
BCCL-24-0930 	001	Blood	Alcohol
BCCL-24-0931 	001	Blood	Alcohol
BCCL-24-0932 	001	Blood	Alcohol
BCCL-24-0933 	001	Blood	Alcohol
BCCL-24-0937 	001	Blood	Alcohol

KB

Case #	Evid #	Evid Type	Service
BCCL-24-0942 	001	Blood	Alcohol
BCCL-24-0943 	001	Blood	Alcohol
BCCL-24-0944 	001	Blood	Alcohol
BCCL-24-0949 	001	Blood	Alcohol
BCCL-24-0970 	001	Blood	Alcohol
BCCL-24-0971 	001	Blood	Alcohol
BCCL-24-0972 	001	Blood	Alcohol
BCCL-24-0973 	001	Blood	Alcohol
BCCL-24-0974 	001	Blood	Alcohol
BCCL-24-0989 	001	Blood	Alcohol
BCCL-24-0990 	001	Blood	Alcohol
BCCL-24-0995 	001	Blood	Alcohol
BCCL-24-0997 	001	Blood	Alcohol
BCCL-24-0998 	001	Blood	Alcohol
BCCL-24-1000 	001	Blood	Alcohol

KB

BAC-20240529-KB

Case #	Evid #	Evid Type	Service
BCCL-24-1001 	001	Blood	Alcohol
BCCL-24-1002 	001	Blood	Alcohol

KB

-----  
SEQUENCE PARAMETERS  
-----

Sequence : C:\CHEM32\1\SEQUENCE\2024\BAC\_20240529\_KB.S  
Operator : Kayla M. Baylor  
Data File Naming : Auto  
Data Directory : C:\Chem32\1\Data\  
Data Subdirectory : 2024  
Barcode Reader : used in Sequence  
Barcode option : On barcode mismatch inject anyway  
Shutdown Cmd/Macro : LOADMETHOD "C:\Chem32\1\methods\","shutdown.M"  
Sequence Comment :  
Part of Methods to run: According to Runtime Checklist  
Update Master Method (Data Analysis parameters): No

*sequence verified  
5/29/2024 mh*

SEQUENCE TABLE:  
=====

Line : 1  
Location : 1  
Sample Information :  
Sample Name : 0.010 g/100mL Cal (24-1218)  
Method Name : BAC  
Sample Type : Calibration  
-----

Calibration Level : 1  
=====

Line : 2  
Location : 2  
Sample Information :  
Sample Name : 0.025 g/100mL Cal (24-1219)  
Method Name : BAC  
Sample Type : Calibration  
-----

Calibration Level : 2  
=====

Line : 3  
Location : 3  
Sample Information :  
Sample Name : 0.050 g/100mL Cal (24-1220)  
Method Name : BAC  
Sample Type : Calibration  
-----

Calibration Level : 3  
=====

Line : 4  
Location : 4  
Sample Information :  
Sample Name : 0.100 g/100mL Cal (24-1221)  
Method Name : BAC  
Sample Type : Calibration  
-----

*KB*



Calibration Level : 4

Line : 5  
Location : 5  
Sample Information :  
Sample Name : 0.200 g/100mL Cal (24-1222)  
Method Name : BAC  
Sample Type : Calibration

Calibration Level : 5

Line : 6  
Location : 6  
Sample Information :  
Sample Name : 0.400 g/100mL Cal (24-1223)  
Method Name : BAC  
Sample Type : Calibration

Calibration Level : 6

Line : 7  
Location : 7  
Sample Information :  
Sample Name : 0.500 g/100mL Cal (24-1224)  
Method Name : BAC  
Sample Type : Calibration

Calibration Level : 7

Line : 8  
Location : 8  
Sample Information :  
Sample Name : Negative (24-1225)  
Method Name : BAC  
Sample Type : Sample

Line : 9  
Location : 9  
Sample Information :  
Sample Name : High QC (24-1226)  
Method Name : BAC  
Sample Type : Sample

Line : 10  
Location : 10  
Sample Information :

Sample Name : Low QC (24-1227)  
Method Name : BAC  
Sample Type : Sample

Line : 11  
Location : 11  
Sample Information :  
Sample Name : Blood QC A (24-1228)  
Method Name : BAC  
Sample Type : Sample

Line : 12  
Location : 12  
Sample Information : Alq 1  
Sample Name : BCCL-24-0797 001 (24-1229)  
Method Name : BAC  
Sample Type : Sample

Line : 13  
Location : 13  
Sample Information : Alq 1  
Sample Name : BCCL-24-0895 001 (24-1230)  
Method Name : BAC  
Sample Type : Sample

Line : 14  
Location : 14  
Sample Information : Alq 1  
Sample Name : BCCL-24-0896 001 (24-1231)  
Method Name : BAC  
Sample Type : Sample

Line : 15  
Location : 15  
Sample Information : Alq 1  
Sample Name : BCCL-24-0897 001 (24-1232)  
Method Name : BAC  
Sample Type : Sample

Line : 16  
Location : 16  
Sample Information : Alq 1



Sample Name : BCCL-24-0906 001 (24-1233)  
Method Name : BAC  
Sample Type : Sample

=====  
Line : 17  
Location : 17  
Sample Information : Alq 1  
Sample Name : BCCL-24-0910 001 (24-1234)  
Method Name : BAC  
Sample Type : Sample

=====  
Line : 18  
Location : 18  
Sample Information : Alq 1  
Sample Name : BCCL-24-0911 001 (24-1235)  
Method Name : BAC  
Sample Type : Sample

=====  
Line : 19  
Location : 19  
Sample Information : Alq 1  
Sample Name : BCCL-24-0912 001 (24-1236)  
Method Name : BAC  
Sample Type : Sample

=====  
Line : 20  
Location : 20  
Sample Information : Alq 1  
Sample Name : BCCL-24-0930 001 (24-1237)  
Method Name : BAC  
Sample Type : Sample

=====  
Line : 21  
Location : 21  
Sample Information : Alq 1  
Sample Name : BCCL-24-0931 001 (24-1238)  
Method Name : BAC  
Sample Type : Sample

=====  
Line : 22  
Location : 22  
Sample Information :

Sample Name : Blood QC B (24-1239)  
Method Name : BAC  
Sample Type : Sample

-----

=====  
Line : 23  
Location : 23  
Sample Information : Alq 1  
Sample Name : BCCL-24-0932 001 (24-1240)  
Method Name : BAC  
Sample Type : Sample

-----

=====  
Line : 24  
Location : 24  
Sample Information : Alq 1  
Sample Name : BCCL-24-0933 001 (24-1241)  
Method Name : BAC  
Sample Type : Sample

-----

=====  
Line : 25  
Location : 25  
Sample Information : Alq 1  
Sample Name : BCCL-24-0937 001 (24-1242)  
Method Name : BAC  
Sample Type : Sample

-----

=====  
Line : 26  
Location : 26  
Sample Information : Alq 1  
Sample Name : BCCL-24-0942 001 (24-1243)  
Method Name : BAC  
Sample Type : Sample

-----

=====  
Line : 27  
Location : 27  
Sample Information : Alq 1  
Sample Name : BCCL-24-0943 001 (24-1244)  
Method Name : BAC  
Sample Type : Sample

-----

=====  
Line : 28  
Location : 28  
Sample Information : Alq 1

KB

Sample Name : BCCL-24-0944 001 (24-1245)  
Method Name : BAC  
Sample Type : Sample

Line : 29  
Location : 29  
Sample Information : Alq 1  
Sample Name : BCCL-24-0949 001 (24-1246)  
Method Name : BAC  
Sample Type : Sample

Line : 30  
Location : 30  
Sample Information : Alq 1  
Sample Name : BCCL-24-0970 001 (24-1247)  
Method Name : BAC  
Sample Type : Sample

Line : 31  
Location : 31  
Sample Information : Alq 1  
Sample Name : BCCL-24-0971 001 (24-1248)  
Method Name : BAC  
Sample Type : Sample

Line : 32  
Location : 32  
Sample Information : Alq 1  
Sample Name : BCCL-24-0972 001 (24-1249)  
Method Name : BAC  
Sample Type : Sample

Line : 33  
Location : 33  
Sample Information :  
Sample Name : Blood QC A (24-1250)  
Method Name : BAC  
Sample Type : Sample

Line : 34  
Location : 34  
Sample Information : Alq 1

Sample Name : BCCL-24-0973 001 (24-1251)  
Method Name : BAC  
Sample Type : Sample

---

=====  
Line : 35  
Location : 35  
Sample Information : Alq 1  
Sample Name : BCCL-24-0974 001 (24-1252)  
Method Name : BAC  
Sample Type : Sample

---

=====  
Line : 36  
Location : 36  
Sample Information : Alq 1  
Sample Name : BCCL-24-0989 001 (24-1253)  
Method Name : BAC  
Sample Type : Sample

---

=====  
Line : 37  
Location : 37  
Sample Information : Alq 1  
Sample Name : BCCL-24-0990 001 (24-1254)  
Method Name : BAC  
Sample Type : Sample

---

=====  
Line : 38  
Location : 38  
Sample Information : Alq 1  
Sample Name : BCCL-24-0995 001 (24-1255)  
Method Name : BAC  
Sample Type : Sample

---

=====  
Line : 39  
Location : 39  
Sample Information : Alq 1  
Sample Name : BCCL-24-0997 001 (24-1256)  
Method Name : BAC  
Sample Type : Sample

---

=====  
Line : 40  
Location : 40  
Sample Information : Alq 1

LB

Sample Name : BCCL-24-0998 001 (24-1257)  
Method Name : BAC  
Sample Type : Sample

---

=====  
Line : 41  
Location : 41  
Sample Information : Alq 1  
Sample Name : BCCL-24-1000 001 (24-1258)  
Method Name : BAC  
Sample Type : Sample

---

=====  
Line : 42  
Location : 42  
Sample Information : Alq 1  
Sample Name : BCCL-24-1001 001 (24-1259)  
Method Name : BAC  
Sample Type : Sample

---

=====  
Line : 43  
Location : 43  
Sample Information : Alq 1  
Sample Name : BCCL-24-1002 001 (24-1260)  
Method Name : BAC  
Sample Type : Sample

---

=====  
Line : 44  
Location : 44  
Sample Information :  
Sample Name : Blood QC B (24-1261)  
Method Name : BAC  
Sample Type : Sample

---

=====  
Line : 45  
Location : 45  
Sample Information : Alq 2  
Sample Name : BCCL-24-1002 001 (24-1262)  
Method Name : BAC  
Sample Type : Sample

---

=====  
Line : 46  
Location : 46  
Sample Information : Alq 2

LB

Sample Name : BCCL-24-1001 001 (24-1263)  
Method Name : BAC  
Sample Type : Sample

---

=====  
Line : 47  
Location : 47  
Sample Information : Alq 2  
Sample Name : BCCL-24-1000 001 (24-1264)  
Method Name : BAC  
Sample Type : Sample

---

=====  
Line : 48  
Location : 48  
Sample Information : Alq 2  
Sample Name : BCCL-24-0998 001 (24-1265)  
Method Name : BAC  
Sample Type : Sample

---

=====  
Line : 49  
Location : 49  
Sample Information : Alq 2  
Sample Name : BCCL-24-0997 001 (24-1266)  
Method Name : BAC  
Sample Type : Sample

---

=====  
Line : 50  
Location : 50  
Sample Information : Alq 2  
Sample Name : BCCL-24-0995 001 (24-1267)  
Method Name : BAC  
Sample Type : Sample

---

=====  
Line : 51  
Location : 51  
Sample Information : Alq 2  
Sample Name : BCCL-24-0990 001 (24-1268)  
Method Name : BAC  
Sample Type : Sample

---

=====  
Line : 52  
Location : 52  
Sample Information : Alq 2



Sample Name : BCCL-24-0989 001 (24-1269)  
Method Name : BAC  
Sample Type : Sample

---

=====  
Line : 53  
Location : 53  
Sample Information : Alq 2  
Sample Name : BCCL-24-0974 001 (24-1270)  
Method Name : BAC  
Sample Type : Sample

---

=====  
Line : 54  
Location : 54  
Sample Information : Alq 2  
Sample Name : BCCL-24-0973 001 (24-1271)  
Method Name : BAC  
Sample Type : Sample

---

=====  
Line : 55  
Location : 55  
Sample Information :  
Sample Name : Blood QC A (24-1272)  
Method Name : BAC  
Sample Type : Sample

---

=====  
Line : 56  
Location : 56  
Sample Information : Alq 2  
Sample Name : BCCL-24-0972 001 (24-1273)  
Method Name : BAC  
Sample Type : Sample

---

=====  
Line : 57  
Location : 57  
Sample Information : Alq 2  
Sample Name : BCCL-24-0971 001 (24-1274)  
Method Name : BAC  
Sample Type : Sample

---

=====  
Line : 58  
Location : 58  
Sample Information : Alq 2

KB

Sample Name : BCCL-24-0970 001 (24-1275)  
Method Name : BAC  
Sample Type : Sample

=====  
Line : 59  
Location : 59  
Sample Information : Alq 2  
Sample Name : BCCL-24-0949 001 (24-1276)  
Method Name : BAC  
Sample Type : Sample

=====  
Line : 60  
Location : 60  
Sample Information : Alq 2  
Sample Name : BCCL-24-0944 001 (24-1277)  
Method Name : BAC  
Sample Type : Sample

=====  
Line : 61  
Location : 61  
Sample Information : Alq 2  
Sample Name : BCCL-24-0943 001 (24-1278)  
Method Name : BAC  
Sample Type : Sample

=====  
Line : 62  
Location : 62  
Sample Information : Alq 2  
Sample Name : BCCL-24-0942 001 (24-1279)  
Method Name : BAC  
Sample Type : Sample

=====  
Line : 63  
Location : 63  
Sample Information : Alq 2  
Sample Name : BCCL-24-0937 001 (24-1280)  
Method Name : BAC  
Sample Type : Sample

=====  
Line : 64  
Location : 64  
Sample Information : Alq 2

KB

Sample Name : BCCL-24-0933 001 (24-1281)  
Method Name : BAC  
Sample Type : Sample

=====  
Line : 65  
Location : 65  
Sample Information : Alq 2  
Sample Name : BCCL-24-0932 001 (24-1282)  
Method Name : BAC  
Sample Type : Sample

=====  
Line : 66  
Location : 66  
Sample Information :  
Sample Name : Blood QC B (24-1283)  
Method Name : BAC  
Sample Type : Sample

=====  
Line : 67  
Location : 67  
Sample Information : Alq 2  
Sample Name : BCCL-24-0931 001 (24-1284)  
Method Name : BAC  
Sample Type : Sample

=====  
Line : 68  
Location : 68  
Sample Information : Alq 2  
Sample Name : BCCL-24-0930 001 (24-1285)  
Method Name : BAC  
Sample Type : Sample

=====  
Line : 69  
Location : 69  
Sample Information : Alq 2  
Sample Name : BCCL-24-0912 001 (24-1286)  
Method Name : BAC  
Sample Type : Sample

=====  
Line : 70  
Location : 70  
Sample Information : Alq 2

LB

Sample Name : BCCL-24-0911 001 (24-1287)  
Method Name : BAC  
Sample Type : Sample

=====  
Line : 71  
Location : 71  
Sample Information : Alq 2  
Sample Name : BCCL-24-0910 001 (24-1288)  
Method Name : BAC  
Sample Type : Sample

=====  
Line : 72  
Location : 72  
Sample Information : Alq 2  
Sample Name : BCCL-24-0906 001 (24-1289)  
Method Name : BAC  
Sample Type : Sample

=====  
Line : 73  
Location : 73  
Sample Information : Alq 2  
Sample Name : BCCL-24-0897 001 (24-1290)  
Method Name : BAC  
Sample Type : Sample

=====  
Line : 74  
Location : 74  
Sample Information : Alq 2  
Sample Name : BCCL-24-0896 001 (24-1291)  
Method Name : BAC  
Sample Type : Sample

=====  
Line : 75  
Location : 75  
Sample Information : Alq 2  
Sample Name : BCCL-24-0895 001 (24-1292)  
Method Name : BAC  
Sample Type : Sample

=====  
Line : 76  
Location : 76  
Sample Information : Alq 2

KB

Sample Name : BCCL-24-0797 001 (24-1293)  
Method Name : BAC  
Sample Type : Sample

---

=====  
Line : 77  
Location : 77  
Sample Information :  
Sample Name : Blood QC A (24-1294)  
Method Name : BAC  
Sample Type : Sample

---

=====  
Line : 78  
Location : 78  
Sample Information :  
Sample Name : High QC (24-1295)  
Method Name : BAC  
Sample Type : Sample

---

=====  
Line : 79  
Location : 79  
Sample Information :  
Sample Name : Low (24-1296)  
Method Name : BAC  
Sample Type : Sample

---

=====  
Line : 80  
Location : 80  
Sample Information :  
Sample Name : DI Water (24-1297)  
Method Name : BAC  
Sample Type : Sample

---

✓B

Method Information

Method: C:\Chem32\1\Methods\BAC.M  
Modified: 2/14/2024 at 8:32:23 AM

Run Time Checklist

Pre-Run Cmd/Macro: off  
Data Acquisition: on  
Standard Data Analysis: on  
Customized Data Analysis: off  
Save GLP Data: off  
Post-Run Cmd/Macro: off  
Save Method with Data: on

Injection Source and Location

Injection Source: HS 10.11.30.56  
Injection Location: GC Front

=====  
Agilent 7697A  
=====

Agilent 7697A

Instrument Info

Address: 10.11.30.56  
Serial Number: CN18320011  
Firmware Revision: A.01.08

Instrument Settings

Vial Pressurization Gas: Helium  
Loop Size (mL): 1  
Keyboard Lock: ON  
Transfer Line Type: Fused Silica  
Transfer Line Diameter (mm): 0.53

System Configuration

Carrier Control: GC Instrument

Resource Conservation

Vial Standby Flow (mL/min): 20

Temperature Settings:

Oven Temperature (°C): 70  
Loop Temperature (°C): 70  
Transfer Line Temperature (°C): 90

Timing Settings:

Vial Equilibration (min): 7.00  
Injection Duration (min): 0.50  
GC Cycle Time (min): 4.50

Vial and Loop Settings:

Vial Size: 20  
Vial Shaking: OFF  
Fill Mode: Default  
Fill Pressure (psi): 10  
Loop Fill Mode: Custom  
Loop Ramp Rate (psi/min): 30  
Loop Final Pressure (psi): 1  
Loop Equilibration Time: 0.05

Carrier Settings:

Carrier Control Mode: GC controls Carrier

Advanced Settings:

Extraction Mode: Single Extraction  
Vent After Extraction: ON  
Post Injection Purge: 200 mL/min for 3 min  
Acceptable Leak Check: Default, 0.2mL/min  
Barcode Symbology: Enable All  
Barcode Checksum: OFF

=====  
Agilent 7890A  
=====

GC

GC Summary

Run Time 4 min  
Post Run Time 0 min

Oven

Equilibration Time 3 min  
Max Temperature 260 °C  
Maximum Temperature Override Disabled  
Slow Fan Disabled  
Temperature  
Setpoint On  
(Initial) 40 °C  
Hold Time 4 min  
Post Run 50 °C

Front SS Inlet He

Mode Split  
Heater On 110 °C  
Pressure On 24 psi  
Total Flow On 79.947 mL/min  
Septum Purge Flow On 3 mL/min  
Gas Saver Off  
Split Ratio 10 :1  
Split Flow 69.952 mL/min

Column

Column Outlet Pressure 0 psi  
Column #1  
Column Information Agilent 123-9134  
DB-ALC1  
Temperature Range -60 °C-260 °C (260 °C)  
Dimensions 30 m x 320 µm x 1.8 µm  
In Front SS Inlet He  
Out Front Detector FID  
(Initial) 40 °C  
Pressure 24 psi  
Flow 6.9952 mL/min  
Average Velocity 80.325 cm/sec  
Holdup Time 0.62247 min  
Pressure  
Setpoint On  
(Initial) 24 psi  
Post Run 9.4366 psi

Column #2

Column Information Agilent 123-9234  
DB-ALC2  
Temperature Range -60 °C-260 °C (260 °C)



Dimensions	30 m x 320 µm x 1.2 µm
In	Front SS Inlet He
Out	Back Detector FID
(Initial)	40 °C
Pressure	24 psi
Flow	7.1019 mL/min
Average Velocity	80.935 cm/sec
Holdup Time	0.61778 min
Pressure	
Setpoint	On
(Initial)	24 psi
Post Run	9.4366 psi

Front Detector FID

Makeup	N2
Heater	On 250 °C
H2 Flow	On 30 mL/min
Air Flow	On 400 mL/min
Makeup Flow	On 25 mL/min
Carrier Gas Flow Correction	Does not affect Makeup or Fuel Flow
Flame	On

Back Detector FID

Makeup	N2
Column Compensation	Signal is modified by Column Compensation Curve #2
Heater	On 250 °C
H2 Flow	On 30 mL/min
Air Flow	On 400 mL/min
Makeup Flow	On 25 mL/min
Carrier Gas Flow Correction	Does not affect Makeup or Fuel Flow
Flame	On

Aux EPC 1,2,3

Aux EPC 1 He	***Excluded from Affecting GC's Readiness State***
Pressure	
Setpoint	Off
(Initial)	10 psi
Post Run	0 psi

Aux EPC 2 He

Aux EPC 2 He	***Excluded from Affecting GC's Readiness State***
Pressure	
Setpoint	Off
(Initial)	10 psi
Post Run	0 psi

Aux EPC 3 He

Aux EPC 3 He	***Excluded from Affecting GC's Readiness State***
Pressure	
Setpoint	Off
(Initial)	10 psi
Post Run	0 psi

Signals

Signal #1: Front Signal

Description Front Signal  
Details Front Signal (FID)  
Save On  
Data Rate 20 Hz

Signal #2: Back Signal

Description Back Signal  
Details Back Signal (FID)  
Save On  
Data Rate 20 Hz

Signal #3: Test Plot

Description Test Plot  
Details  
Save Off  
Data Rate 50 Hz

Signal #4: Test Plot

Description Test Plot  
Details  
Save Off  
Data Rate 50 Hz

The Data Analysis Parameters of the used Method are :

=====  
Integration Events  
=====

-----  
Non signal specific Integration Events  
-----

Event	Value
Tangent Skim Mode	Standard
Tail Peak Skim Height Ratio	0.000
Front Peak Skim Height Ratio	0.000
Skim Valley Ratio	20.000
Baseline Correction	Classical
Peak to Valley Ratio	500.000

-----  
Default Integration Event Table "Event"  
-----

Event	Value	Time
Initial Slope Sensitivity	1.000	Initial
Initial Peak Width	0.040	Initial
Initial Area Reject	1.000	Initial
Initial Height Reject	1.700	Initial
Initial Shoulders	OFF	Initial

-----  
Detector Default Integration Event Table "Event\_ADC"  
-----

Event	Value	Time
Initial Slope Sensitivity	20.000	Initial
Initial Peak Width	0.040	Initial
Initial Area Reject	1.000	Initial
Initial Height Reject	1.000	Initial
Initial Shoulders	OFF	Initial

-----  
Detector Default Integration Event Table "Event\_TCD"  
-----

Event	Value	Time
Initial Slope Sensitivity	100.000	Initial
Initial Peak Width	0.040	Initial
Initial Area Reject	1.000	Initial
Initial Height Reject	1.000	Initial
Initial Shoulders	OFF	Initial
Solvent Peak Slope	250000.000	0.000

-----  
Detector Default Integration Event Table "Event\_ECD"  
-----

Event	Value	Time
Initial Slope Sensitivity	100.000	Initial
Initial Peak Width	0.080	Initial
Initial Area Reject	1.000	Initial
Initial Height Reject	1.000	Initial
Initial Shoulders	OFF	Initial
Solvent Peak Slope	0.000	0.000

-----  
Detector Default Integration Event Table "Event\_NPD"  
-----

Event	Value	Time
Initial Slope Sensitivity	500.000	Initial
Initial Peak Width	0.040	Initial
Initial Area Reject	1.000	Initial
Initial Height Reject	1.000	Initial
Initial Shoulders	OFF	Initial
Solvent Peak Slope	0.000	0.000

-----  
Detector Default Integration Event Table "Event\_FPD"  
-----

Event	Value	Time
Initial Slope Sensitivity	50.000	Initial
Initial Peak Width	0.040	Initial
Initial Area Reject	1.000	Initial
Initial Height Reject	1.000	Initial
Initial Shoulders	OFF	Initial
Solvent Peak Slope	0.000	0.000


-----  
Detector Default Integration Event Table "Event\_uECD"  
-----

Event	Value	Time
Initial Slope Sensitivity	500.000	Initial
Initial Peak Width	0.080	Initial
Initial Area Reject	1.000	Initial
Initial Height Reject	1.000	Initial
Initial Shoulders	OFF	Initial
Solvent Peak Slope	0.000	0.000

-----  
Detector Default Integration Event Table "Event\_FID"  
-----

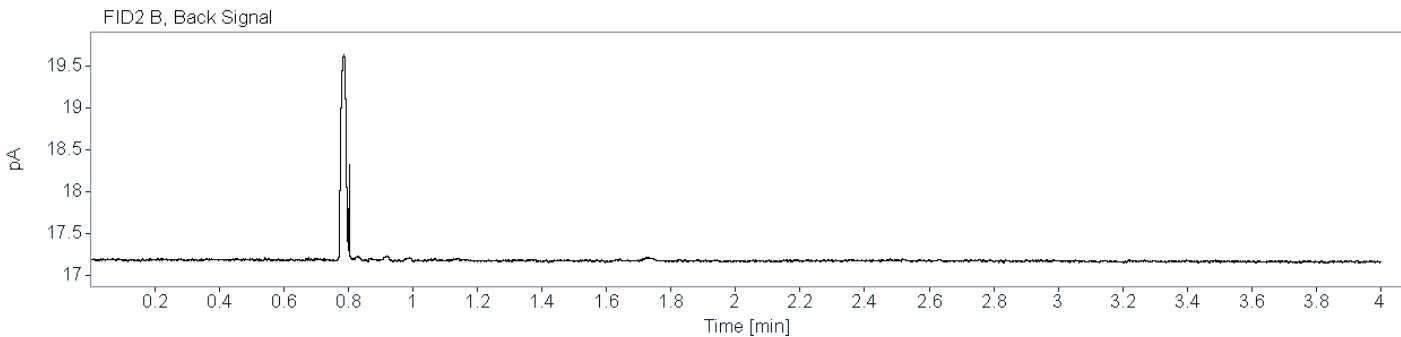
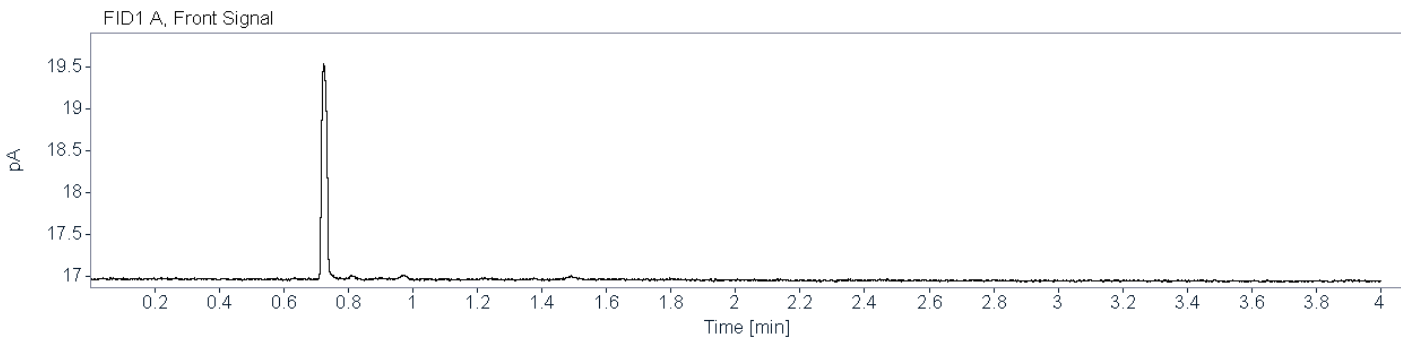
Event	Value	Time
Initial Slope Sensitivity	50.000	Initial
Initial Peak Width	0.040	Initial
Initial Area Reject	2.000	Initial
Initial Height Reject	2.000	Initial
Initial Shoulders	OFF	Initial

Apply Method's Manual Integration Events: No




**Brazoria County Sheriff's Office Crime Lab**  
**Toxicology**  
**Ethanol Analysis**

**Sample Name:** Air      **Description:**      **Sample Barcode**      **Vial Number:** 1  
**Instrument:** BAC 1      **Acq. Method:** BAC.M      **Injection Date:** 5/29/2024 7:36:54 AM  
**Data File:** C:\Chem32\1\Data\2024\BAC\_20240529PC\_KB 2024-05-29 07-26-54\001F0101.D

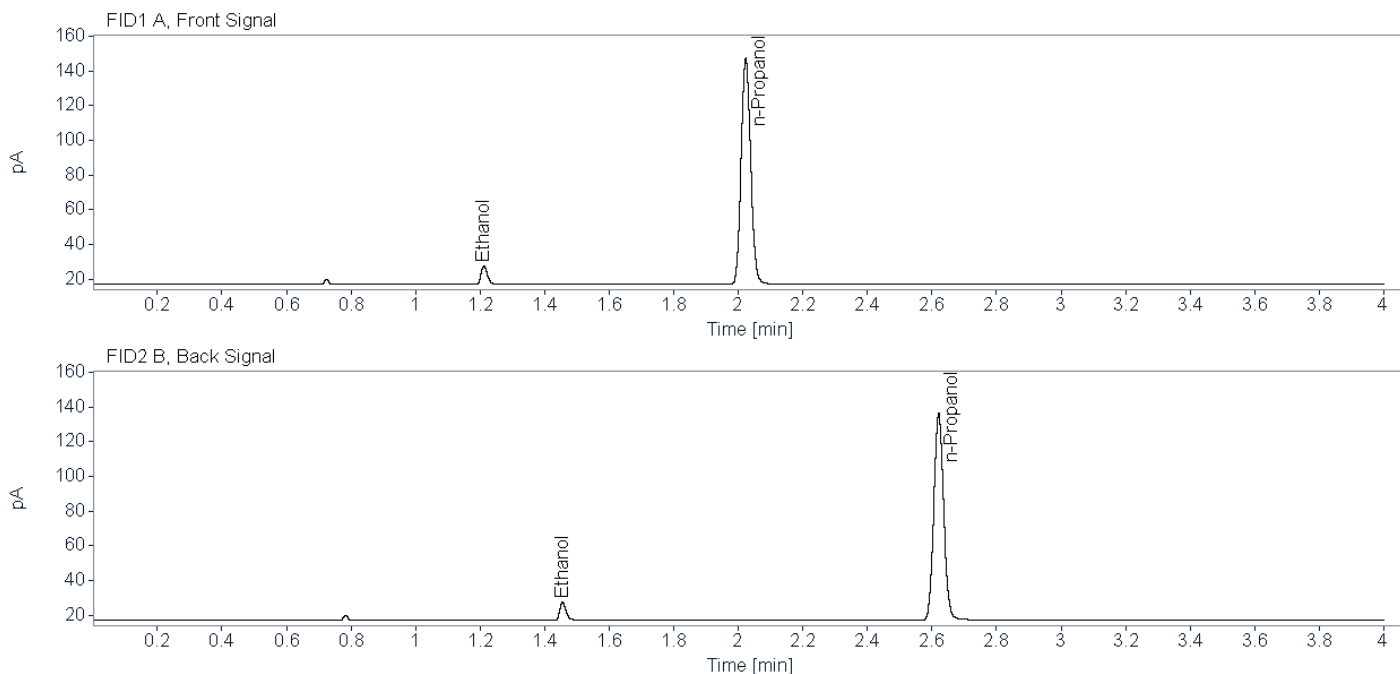


Reprinted on 6/6/2024 due to original copy being blurry - KB 6/6/2024



**Brazoria County Sheriff's Office Crime Lab**  
**Toxicology**  
**Ethanol Analysis**

Sample Name: PC Description: Sample Barcode: Vial Number: 2  
Instrument: BAC 1 Acq. Method: BAC.M Injection Date: 5/29/2024 7:41:37 AM  
Data File: C:\Chem32\1\Data\2024\BAC\_20240529PC\_KB 2024-05-29 07-26-54\002F0201.D



**Name FID1A**

Compound	Peak Symmetry	RT [min]	Expected RT[min]	Area	Concentration [g/100 mL]
Ethanol	0.80737	1.212	1.210	14.3817	0.0109
n-Propanol	0.87175	2.023	2.024	267.5371	0.0100

**Name FID2B**

Compound	Peak Symmetry	RT [min]	Expected RT[min]	Area	Concentration [g/100 mL]
Ethanol	0.79487	1.456	1.454	13.5235	0.0108
n-Propanol	0.92258	2.621	2.621	251.7330	0.0100

Reprinted on 6/6/2024 due to original copy being blurry - KB 6/6/2024

=====  
Calibration Table  
=====

-----  
General Calibration Setting  
-----

Calib. Data Modified : 5/30/2024 6:49:39 AM  
Signals calculated separately : No

Rel. Reference Window : 2.000 %  
Abs. Reference Window : 0.000 min  
Rel. Non-ref. Window : 2.000 %  
Abs. Non-ref. Window : 0.000 min  
Uncalibrated Peaks : not reported  
Partial Calibration : Yes, identified peaks are recalibrated  
Correct All Ret. Times: No, only for identified peaks

Curve Type : Linear  
Origin : Ignored  
Weight : Linear (Resp)

Recalibration Settings:  
Average Response : Average all calibrations  
Average Retention Time: Floating Average New 75%

Calibration Report Options :  
Printout of recalibrations within a sequence:  
    Calibration Table after Recalibration  
    Normal Report after Recalibration  
If the sequence is done with bracketing:  
    Results of first cycle (ending previous bracket)

Sample ISTD Information:

ISTD #	ISTD Amount [g/100 mL]	Name
1	1.00000e-2	n-Propanol
2	1.00000e-2	n-Propanol

-----  
Signal Details  
-----

Signal 1: FID1 A, Front Signal  
Signal 2: FID2 B, Back Signal  
-----

-----  
Overview Table  
-----

RT	Sig	Lvl	Amount [g/100 mL]	Area	Rsp.Factor	Ref	ISTD #	Compound
1.209	1	1	1.00000e-2	14.39666	6.94606e-4	No	No 1	Ethanol
		2	2.50000e-2	36.94341	6.76711e-4			
		3	5.00000e-2	69.85855	7.15732e-4			
		4	1.00000e-1	149.07317	6.70812e-4			
		5	2.00000e-1	301.97592	6.62304e-4			
		6	4.00000e-1	597.62866	6.69312e-4			
		7	5.00000e-1	771.84326	6.47800e-4			
1.454	2	1	1.00000e-2	13.40782	7.45833e-4	No	No 2	Ethanol
		2	2.50000e-2	34.72785	7.19883e-4			
		3	5.00000e-2	65.78070	7.60101e-4			
		4	1.00000e-1	140.89507	7.09748e-4			
		5	2.00000e-1	285.33200	7.00938e-4			
		6	4.00000e-1	566.31421	7.06322e-4			
		7	5.00000e-1	731.25726	6.83754e-4			
2.023	1	1	1.00000e-2	267.41379	3.73952e-5	No	Yes 1	n-Propanol
		2	1.00000e-2	270.24176	3.70039e-5			
		3	1.00000e-2	253.96358	3.93757e-5			
		4	1.00000e-2	266.37897	3.75405e-5			
		5	1.00000e-2	271.20282	3.68728e-5			
		6	1.00000e-2	266.04440	3.75877e-5			
		7	1.00000e-2	272.64645	3.66775e-5			
2.621	2	1	1.00000e-2	251.02650	3.98364e-5	No	Yes 2	n-Propanol
		2	1.00000e-2	253.57002	3.94368e-5			
		3	1.00000e-2	238.18637	4.19839e-5			
		4	1.00000e-2	249.90955	4.00145e-5			
		5	1.00000e-2	254.36035	3.93143e-5			
		6	1.00000e-2	249.53680	4.00742e-5			
		7	1.00000e-2	255.70338	3.91078e-5			

Peak Sum Table

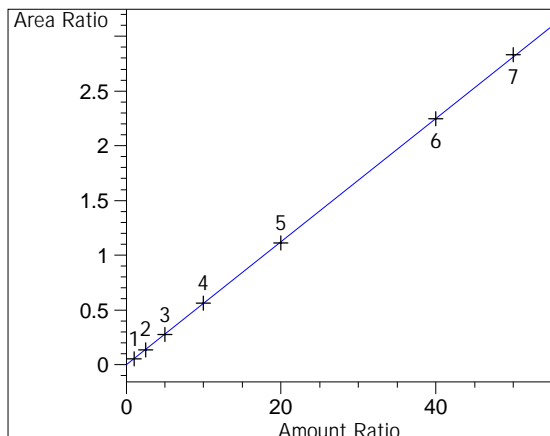
\*\*\*No Entries in table\*\*\*

1 Warnings or Errors :

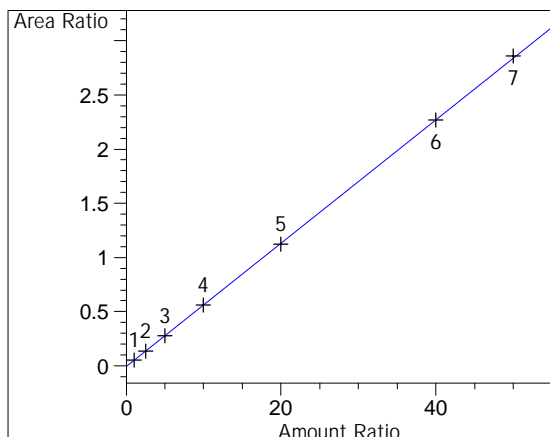
Warning : Curve requires more calibration points., (n-Propanol)



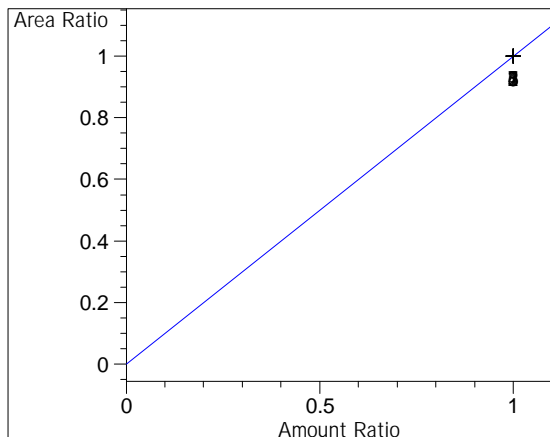
=====  
 Calibration Curves  
 =====



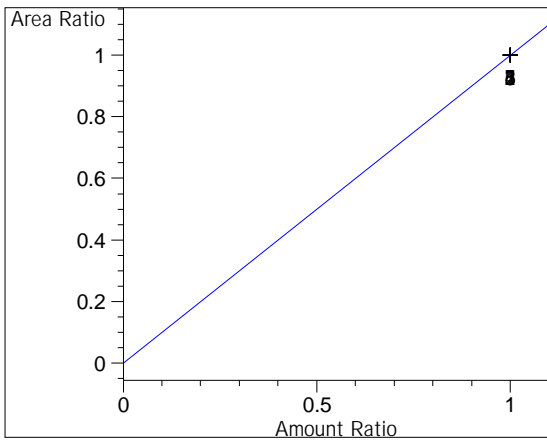
Ethanol at exp. RT: 1.209  
 FID1 A, Front Signal  
 Correlation: 0.99998  
 Residual Std. Dev.: 0.00912  
 Formula:  $y = mx + b$   
 m: 5.63504e-2  
 b: -3.61238e-3  
 x: Amount Ratio  
 y: Area Ratio  
 Calibration Level Weights:  
 Level 1 : 1  
 Level 2 : 0.393816  
 Level 3 : 0.195718  
 Level 4 : 0.096201  
 Level 5 : 0.04835  
 Level 6 : 0.023966  
 Level 7 : 0.019017



Ethanol at exp. RT: 1.454  
 FID2 B, Back Signal  
 Correlation: 0.99997  
 Residual Std. Dev.: 0.01005  
 Formula:  $y = mx + b$   
 m: 5.69221e-2  
 b: -4.78322e-3  
 x: Amount Ratio  
 y: Area Ratio  
 Calibration Level Weights:  
 Level 1 : 1  
 Level 2 : 0.389995  
 Level 3 : 0.1934  
 Level 4 : 0.094738  
 Level 5 : 0.047614  
 Level 6 : 0.023535  
 Level 7 : 0.018677



n-Propanol at exp. RT: 2.023  
 FID1 A, Front Signal  
 Correlation: 1.00000  
 Residual Std. Dev.: 0.00000  
 Formula:  $y = mx + b$   
 m: 1.00000  
 b: 0.00000  
 x: Amount Ratio  
 y: Area Ratio  
 Calibration Level Weights:  
 Level 1 : 1  
 Level 2 : 1  
 Level 3 : 1  
 Level 4 : 1  
 Level 5 : 1  
 Level 6 : 1  
 Level 7 : 1



n-Propanol at exp. RT: 2.621

FID2 B, Back Signal

Correlation: 1.00000

Residual Std. Dev.: 0.00000

Formula:  $y = mx + b$

m: 1.00000

b: 0.00000

x: Amount Ratio

y: Area Ratio

Calibration Level Weights:

Level 1 : 1

Level 2 : 1

Level 3 : 1


Level 4 : 1

Level 5 : 1

Level 6 : 1

Level 7 : 1

=====

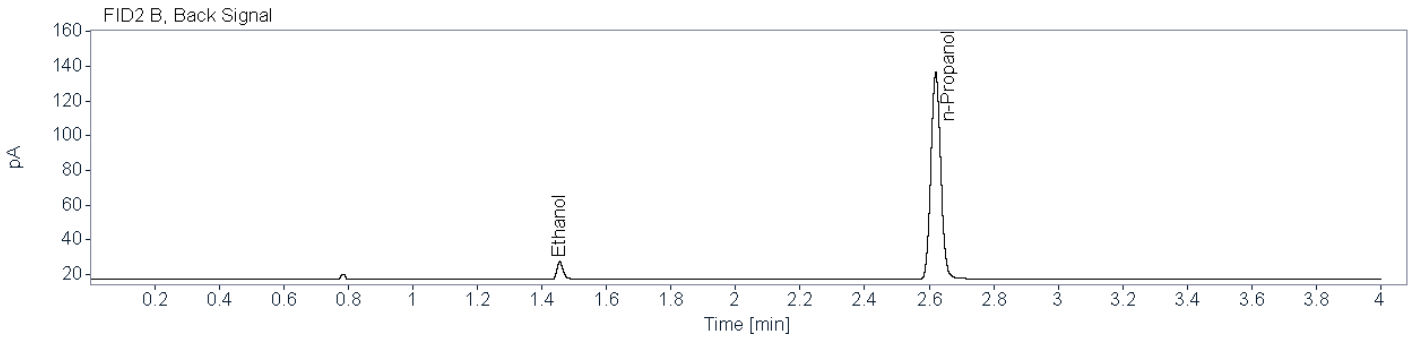
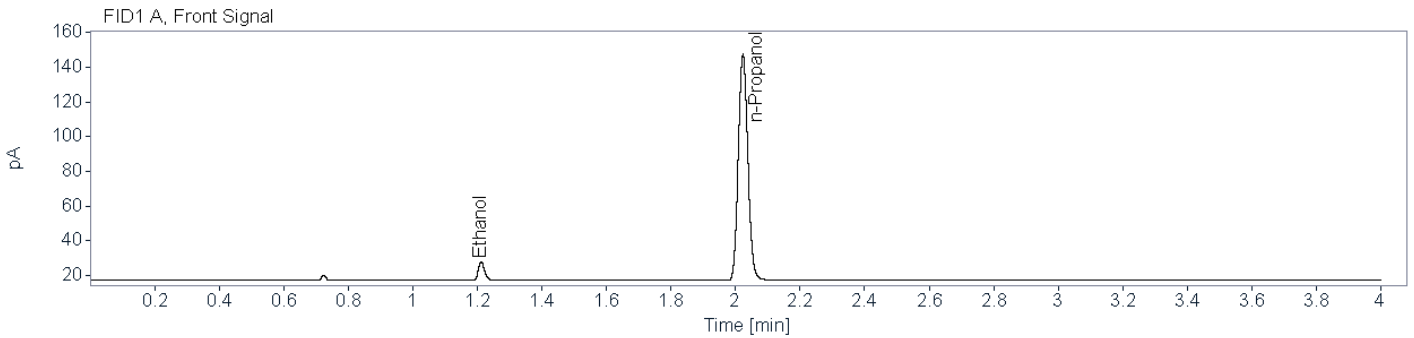


# Brazoria County Sheriff's Office Crime Lab

## Toxicology

### Ethanol Analysis

**Sample Name:** 0.010 g/100mL Cal (24-1218)      **Description:**      **Sample Barcode:** 24-1218      **Vial Number:** 1  
**Instrument:** BAC 1      **Acq. Method:** BAC.M      **Injection Date:** 5/29/2024 11:14:07 AM  
**Data File:** C:\Chem32\1\Data\2024\BAC\_20240529\_KB 2024-05-29 11-03-59\001F0101.D



**Name** FID1A

Compound	Peak Symmetry	RT [min]	Expected RT[min]	Area	Concentration [g/100 mL]
Ethanol	0.78266	1.212	1.212	14.3967	0.0102
n-Propanol	0.88017	2.023	2.023	267.4138	0.0100

**Name** FID2B

Compound	Peak Symmetry	RT [min]	Expected RT[min]	Area	Concentration [g/100 mL]
Ethanol	0.78787	1.455	1.455	13.4078	0.0102
n-Propanol	0.92112	2.620	2.620	251.0265	0.0100

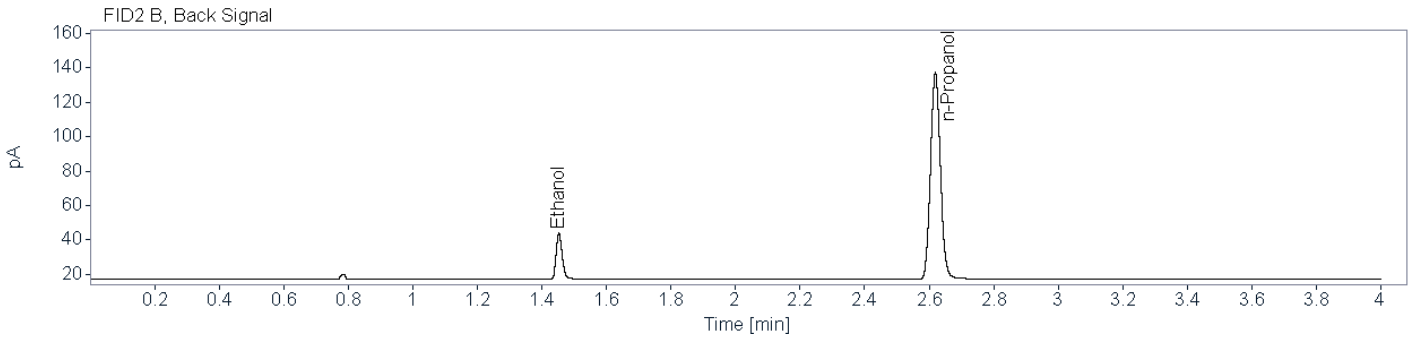
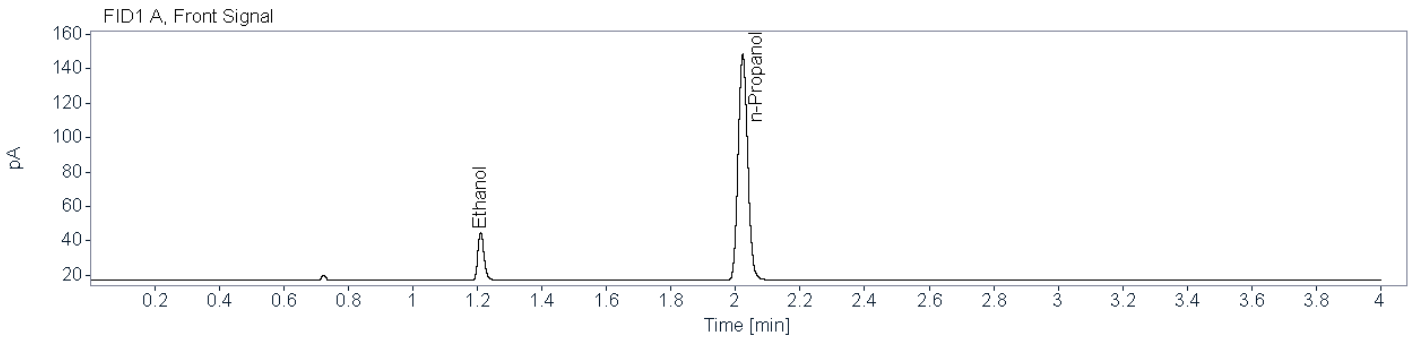


# Brazoria County Sheriff's Office Crime Lab

## Toxicology

### Ethanol Analysis

**Sample Name:** 0.025 g/100mL Cal (24-1219)      **Description:**      **Sample Barcode:** 24-1219      **Vial Number:** 2  
**Instrument:** BAC 1      **Acq. Method:** BAC.M      **Injection Date:** 5/29/2024 11:18:51 AM  
**Data File:** C:\Chem32\1\Data\2024\BAC\_20240529\_KB 2024-05-29 11-03-59\002F0201.D



**Name** FID1A

Compound	Peak Symmetry	RT [min]	Expected RT[min]	Area	Concentration [g/100 mL]
Ethanol	0.80646	1.210	1.210	36.9434	0.0249
n-Propanol	0.87901	2.022	2.022	270.2418	0.0100

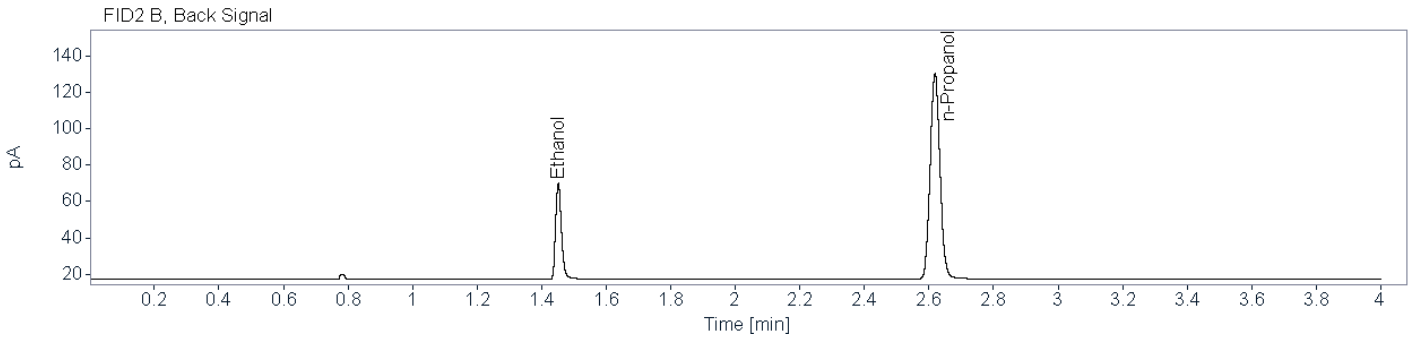
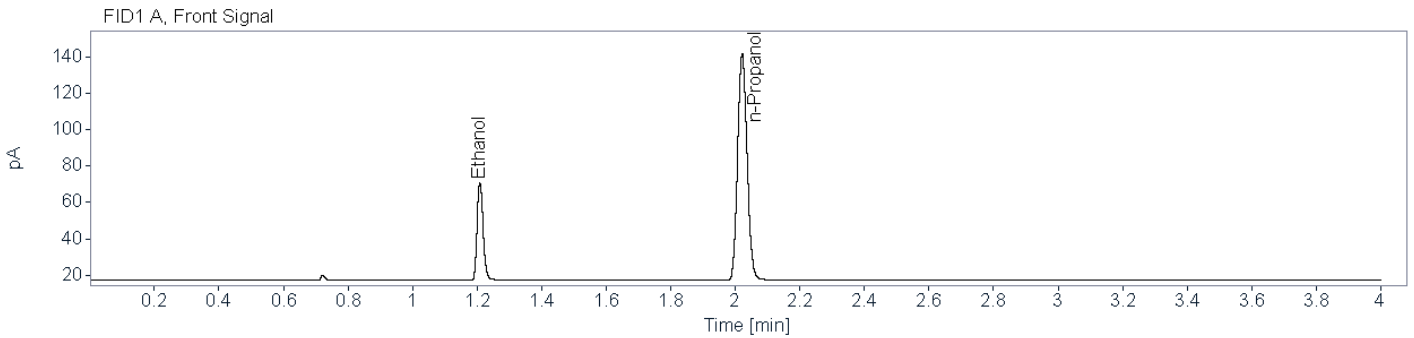
**Name** FID2B

Compound	Peak Symmetry	RT [min]	Expected RT[min]	Area	Concentration [g/100 mL]
Ethanol	0.77372	1.453	1.453	34.7279	0.0249
n-Propanol	0.91728	2.619	2.619	253.5700	0.0100



**Brazoria County Sheriff's Office Crime Lab**  
**Toxicology**  
**Ethanol Analysis**

**Sample Name:** 0.050 g/100mL Cal (24-1220)      **Description:**      **Sample Barcode** 24-1220      **Vial Number:** 3  
**Instrument:** BAC 1      **Acq. Method:** BAC.M      **Injection Date:** 5/29/2024 11:24:32 AM  
**Data File:** C:\Chem32\1\Data\2024\BAC\_20240529\_KB 2024-05-29 11-03-59\003F0301.D




**Name** FID1A

Compound	Peak Symmetry	RT [min]	Expected RT[min]	Area	Concentration [g/100 mL]
Ethanol	0.81505	1.209	1.209	69.8586	0.0495
n-Propanol	0.87813	2.021	2.021	253.9636	0.0100

**Name** FID2B

Compound	Peak Symmetry	RT [min]	Expected RT[min]	Area	Concentration [g/100 mL]
Ethanol	0.79488	1.452	1.452	65.7807	0.0494
n-Propanol	0.91464	2.619	2.619	238.1864	0.0100

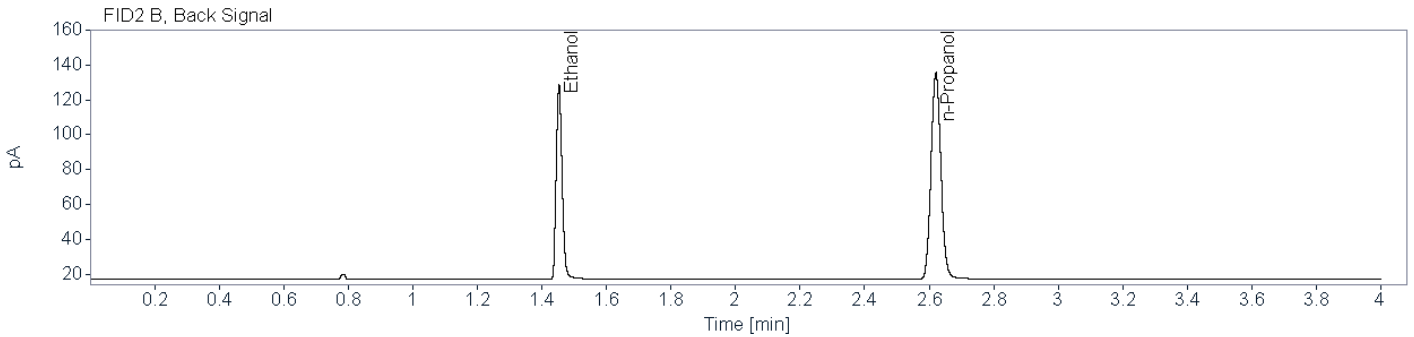
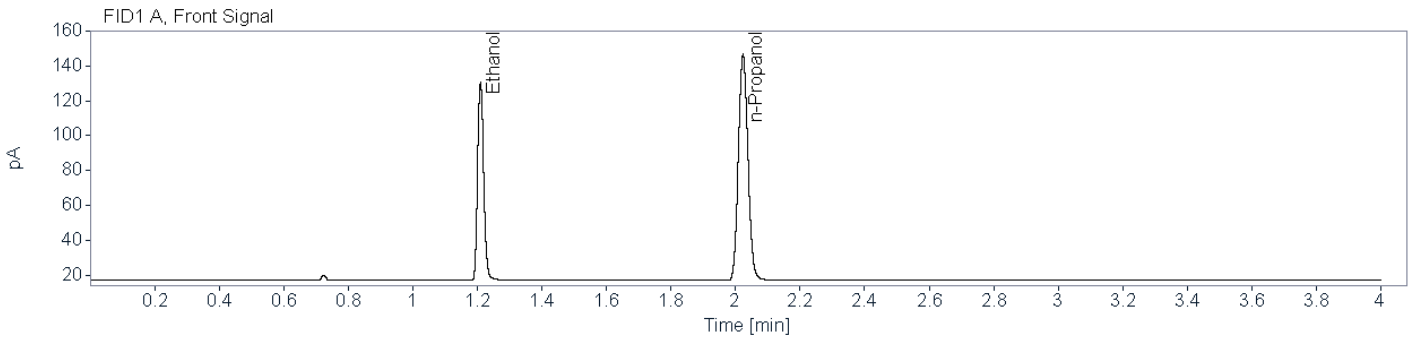


# Brazoria County Sheriff's Office Crime Lab

## Toxicology

### Ethanol Analysis

**Sample Name:** 0.100 g/100mL Cal (24-1221)      **Description:**      **Sample Barcode:** 24-1221      **Vial Number:** 4  
**Instrument:** BAC 1      **Acq. Method:** BAC.M      **Injection Date:** 5/29/2024 11:29:14 AM  
**Data File:** C:\Chem32\1\Data\2024\BAC\_20240529\_KB 2024-05-29 11-03-59\004F0401.D



**Name** FID1A

Compound	Peak Symmetry	RT [min]	Expected RT[min]	Area	Concentration [g/100 mL]
Ethanol	0.82934	1.210	1.210	149.0732	0.1000
n-Propanol	0.88074	2.023	2.023	266.3790	0.0100

**Name** FID2B

Compound	Peak Symmetry	RT [min]	Expected RT[min]	Area	Concentration [g/100 mL]
Ethanol	0.82308	1.453	1.453	140.8951	0.0999
n-Propanol	0.90987	2.621	2.621	249.9095	0.0100

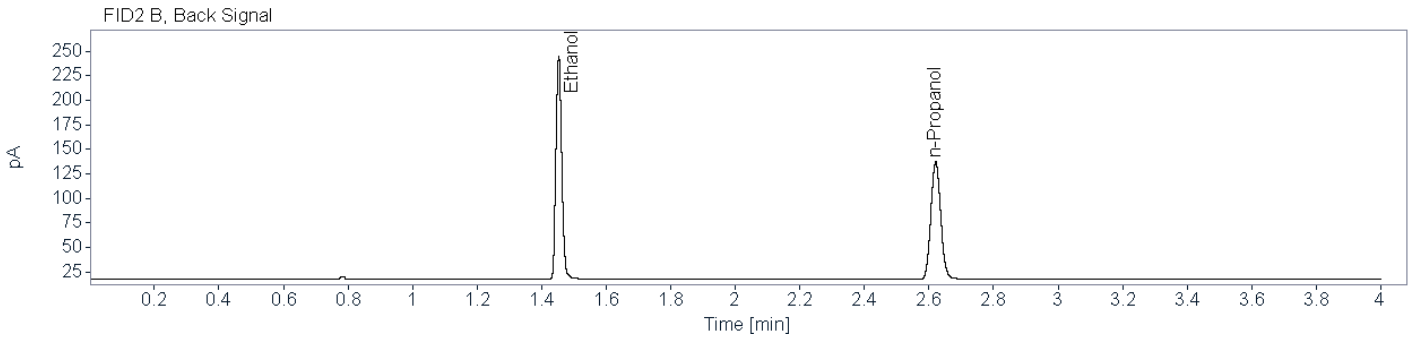
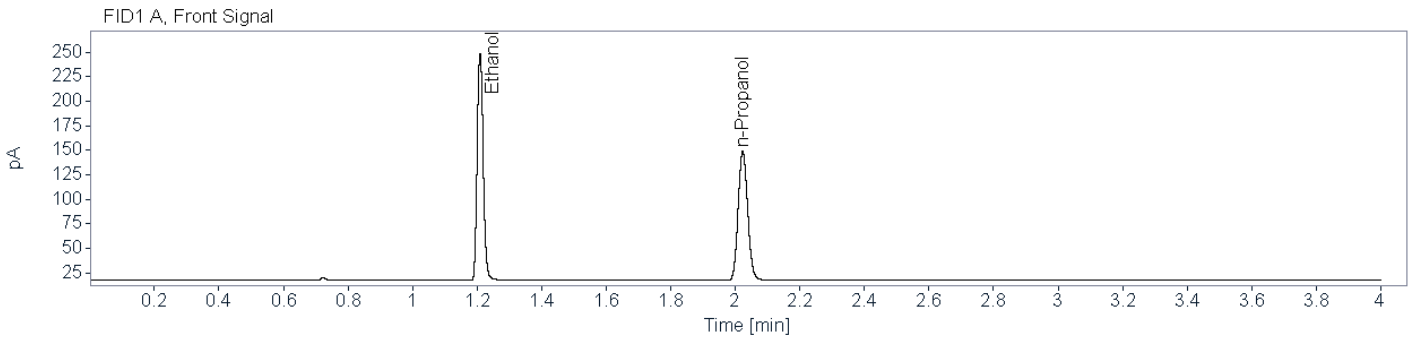


# Brazoria County Sheriff's Office Crime Lab

## Toxicology

### Ethanol Analysis

**Sample Name:** 0.200 g/100mL Cal (24-1222)    **Description:**    **Sample Barcode:** 24-1222    **Vial Number:** 5  
**Instrument:** BAC 1    **Acq. Method:** BAC.M    **Injection Date:** 5/29/2024 11:34:55 AM  
**Data File:** C:\Chem32\1\Data\2024\BAC\_20240529\_KB 2024-05-29 11-03-59\005F0501.D




**Name** FID1A

Compound	Peak Symmetry	RT [min]	Expected RT[min]	Area	Concentration [g/100 mL]
Ethanol	0.86216	1.209	1.209	301.9759	0.1982
n-Propanol	0.87350	2.023	2.023	271.2028	0.0100

**Name** FID2B

Compound	Peak Symmetry	RT [min]	Expected RT[min]	Area	Concentration [g/100 mL]
Ethanol	0.87018	1.453	1.453	285.3320	0.1979
n-Propanol	0.92173	2.621	2.621	254.3604	0.0100

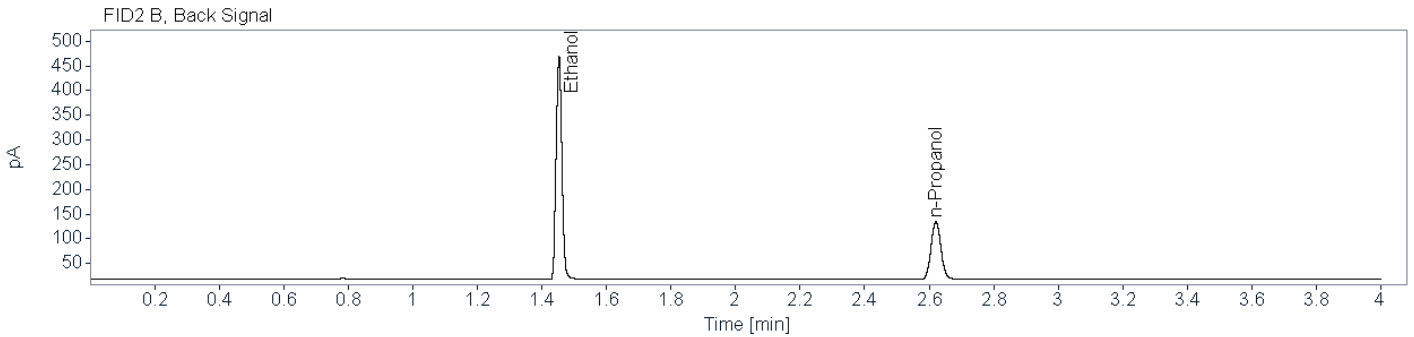
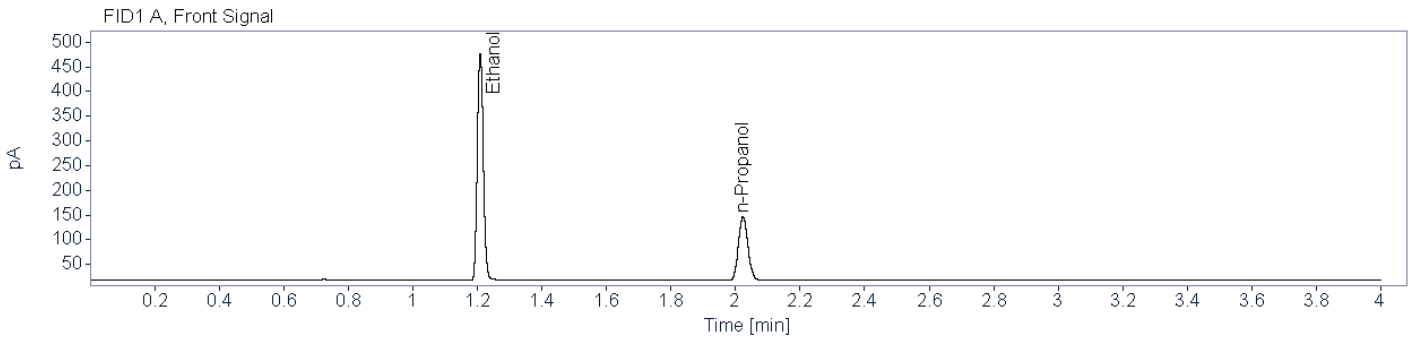


# Brazoria County Sheriff's Office Crime Lab

## Toxicology

### Ethanol Analysis

**Sample Name:** 0.400 g/100mL Cal (24-1223)     **Description:**     **Sample Barcode:** 24-1223     **Vial Number:** 6  
**Instrument:** BAC 1     **Acq. Method:** BAC.M     **Injection Date:** 5/29/2024 11:39:39 AM  
**Data File:** C:\Chem32\1\Data\2024\BAC\_20240529\_KB 2024-05-29 11-03-59\006F0601.D




**Name** FID1A

Compound	Peak Symmetry	RT [min]	Expected RT[min]	Area	Concentration [g/100 mL]
Ethanol	0.87728	1.209	1.209	597.6287	0.3993
n-Propanol	0.88000	2.023	2.023	266.0444	0.0100

**Name** FID2B

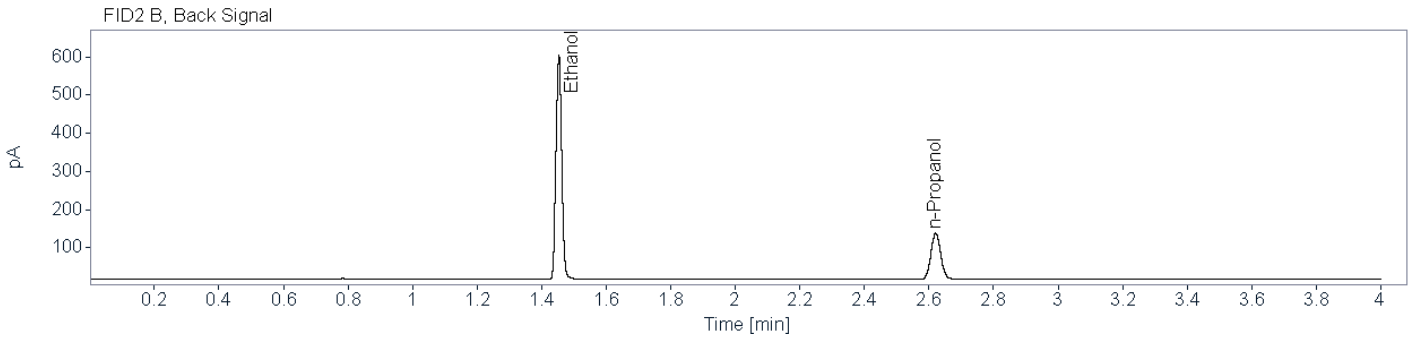
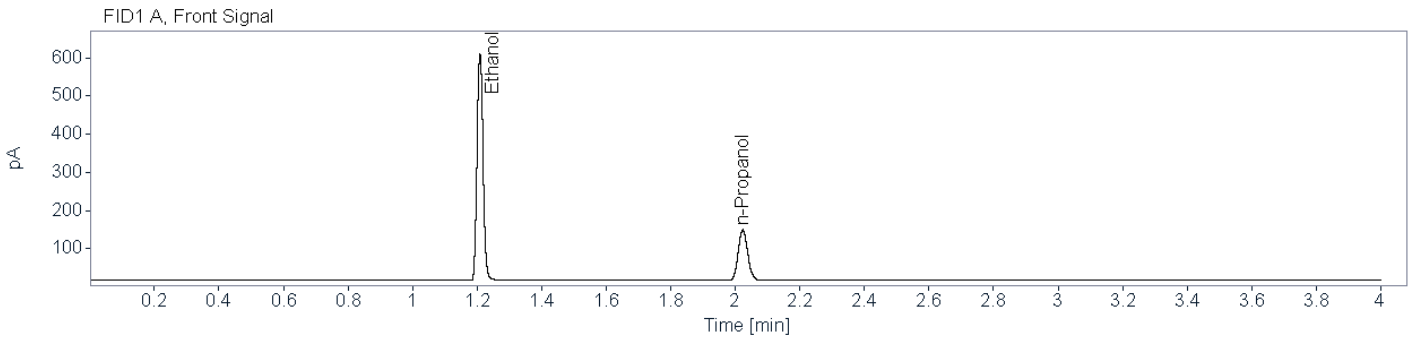
Compound	Peak Symmetry	RT [min]	Expected RT[min]	Area	Concentration [g/100 mL]
Ethanol	0.91608	1.453	1.453	566.3142	0.3995
n-Propanol	0.91484	2.621	2.621	249.5368	0.0100





**Brazoria County Sheriff's Office Crime Lab**  
**Toxicology**  
**Ethanol Analysis**

**Sample Name:** 0.500 g/100mL Cal (24-1224)      **Description:**      **Sample Barcode** 24-1224      **Vial Number:** 7  
**Instrument:** BAC 1      **Acq. Method:** BAC.M      **Injection Date:** 5/29/2024 11:45:19 AM  
**Data File:** C:\Chem32\1\Data\2024\BAC\_20240529\_KB 2024-05-29 11-03-59\007F0701.D



**Name** FID1A

Compound	Peak Symmetry	RT [min]	Expected RT[min]	Area	Concentration [g/100 mL]
Ethanol	0.90397	1.209	1.209	771.8433	0.5030
n-Propanol	0.86848	2.023	2.023	272.6465	0.0100

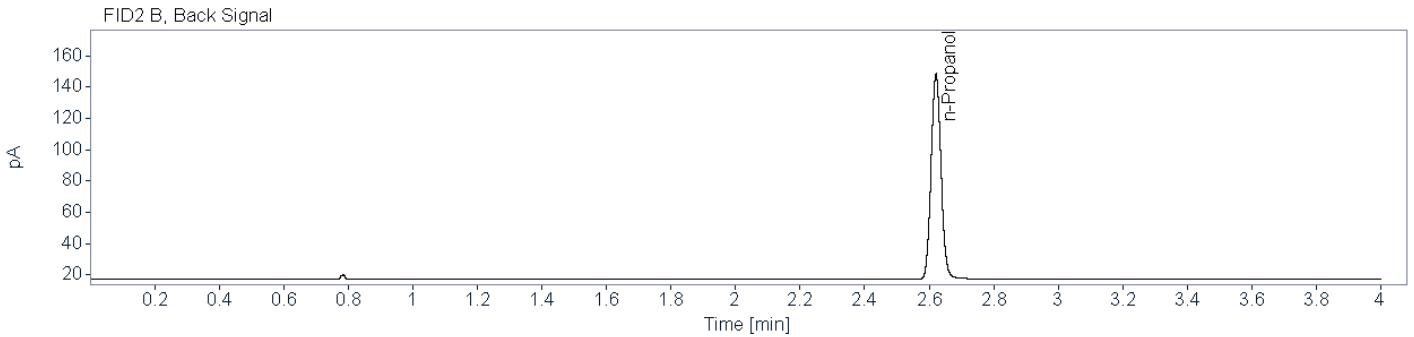
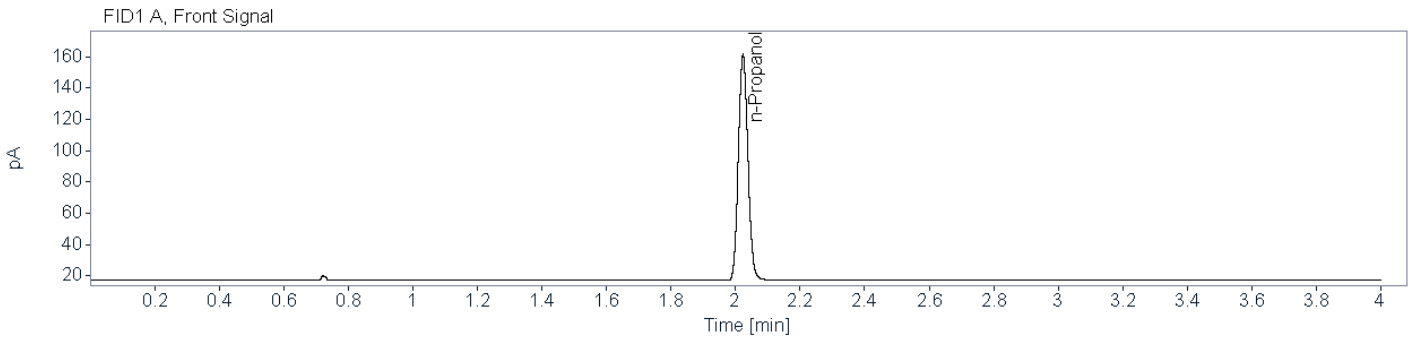
**Name** FID2B

Compound	Peak Symmetry	RT [min]	Expected RT[min]	Area	Concentration [g/100 mL]
Ethanol	0.94026	1.454	1.454	731.2573	0.5032
n-Propanol	0.91662	2.621	2.621	255.7034	0.0100



**Brazoria County Sheriff's Office Crime Lab**  
**Toxicology**  
**Ethanol Analysis**

**Sample Name:** Negative (24-1225)      **Description:**      **Sample Barcode** 24-1225      **Vial Number:** 8  
**Instrument:** BAC 1      **Acq. Method:** BAC.M      **Injection Date:** 5/29/2024 11:50:03 AM  
**Data File:** C:\Chem32\1\Data\2024\BAC\_20240529\_KB 2024-05-29 11-03-59\008F0801.D



**Name** FID1A

Compound	Peak Symmetry	RT [min]	Expected RT[min]	Area	Concentration [g/100 mL]
n-Propanol	0.88076	2.023	2.023	296.4997	0.0100

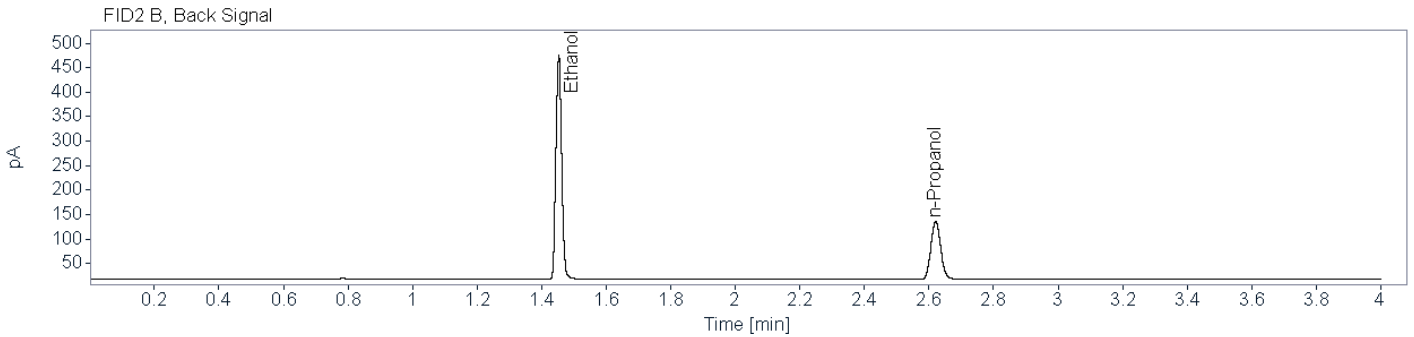
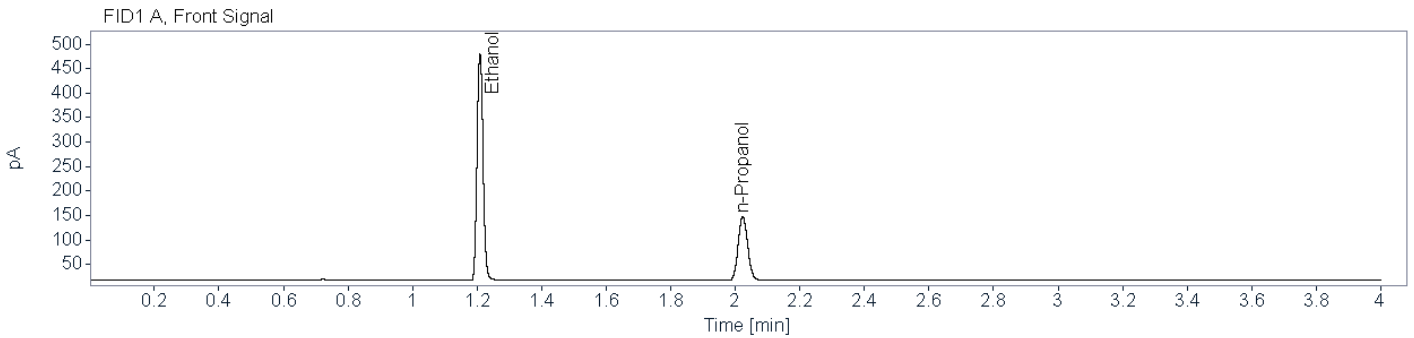
**Name** FID2B

Compound	Peak Symmetry	RT [min]	Expected RT[min]	Area	Concentration [g/100 mL]
n-Propanol	0.91491	2.621	2.621	277.6269	0.0100



**Brazoria County Sheriff's Office Crime Lab**  
**Toxicology**  
**Ethanol Analysis**

**Sample Name:** High QC (24-1226)      **Description:**      **Sample Barcode:** 24-1226      **Vial Number:** 9  
**Instrument:** BAC 1      **Acq. Method:** BAC.M      **Injection Date:** 5/29/2024 11:55:44 AM  
**Data File:** C:\Chem32\1\Data\2024\BAC\_20240529\_KB 2024-05-29 11-03-59\009F0901.D



**Name** FID1A

Compound	Peak Symmetry	RT [min]	Expected RT[min]	Area	Concentration [g/100 mL]
Ethanol	0.89112	1.209	1.209	602.8163	0.3977
n-Propanol	0.87134	2.023	2.023	269.4364	0.0100

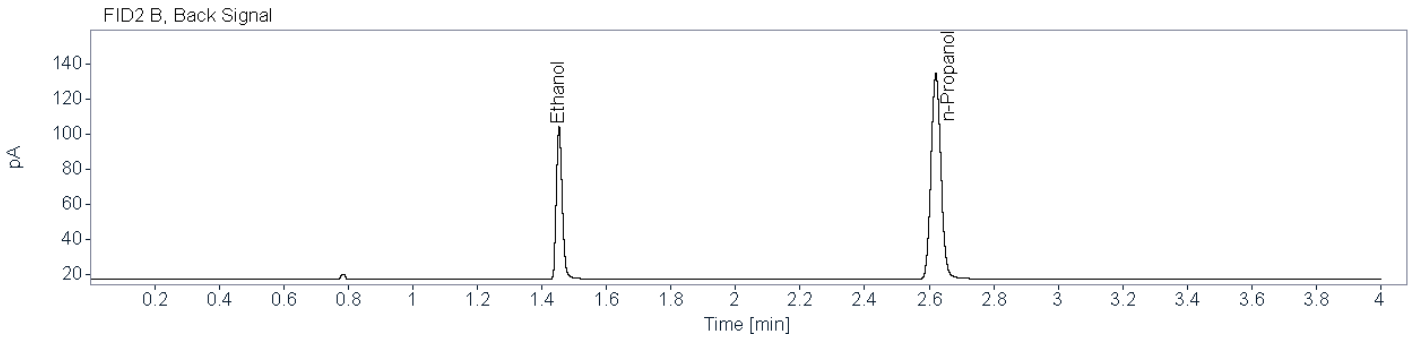
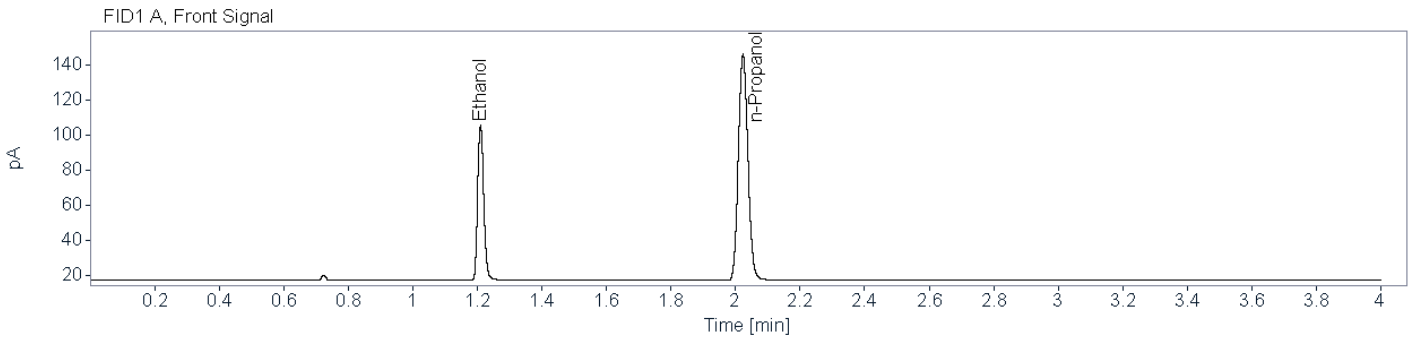
**Name** FID2B

Compound	Peak Symmetry	RT [min]	Expected RT[min]	Area	Concentration [g/100 mL]
Ethanol	0.92626	1.453	1.454	570.7803	0.3979
n-Propanol	0.91509	2.621	2.621	252.5226	0.0100



**Brazoria County Sheriff's Office Crime Lab**  
**Toxicology**  
**Ethanol Analysis**

**Sample Name:** Low QC (24-1227)      **Description:**      **Sample Barcode:** 24-1227      **Vial Number:** 10  
**Instrument:** BAC 1      **Acq. Method:** BAC.M      **Injection Date:** 5/29/2024 12:00:27 PM  
**Data File:** C:\Chem32\1\Data\2024\BAC\_20240529\_KB 2024-05-29 11-03-59\010F1001.D



**Name** FID1A

Compound	Peak Symmetry	RT [min]	Expected RT[min]	Area	Concentration [g/100 mL]
Ethanol	0.82473	1.210	1.209	116.1374	0.0785
n-Propanol	0.87216	2.023	2.023	264.6914	0.0100

**Name** FID2B

Compound	Peak Symmetry	RT [min]	Expected RT[min]	Area	Concentration [g/100 mL]
Ethanol	0.81605	1.453	1.454	109.6342	0.0785
n-Propanol	0.90553	2.621	2.621	247.8592	0.0100

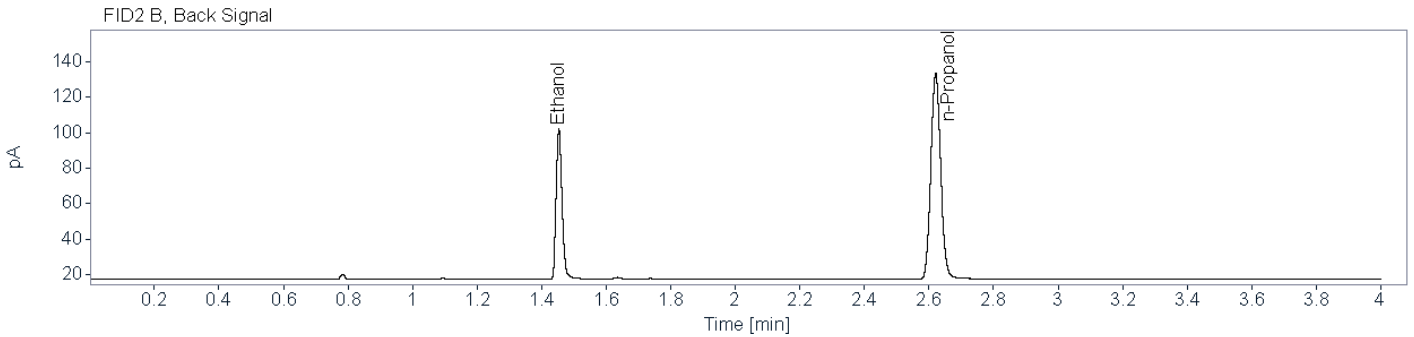
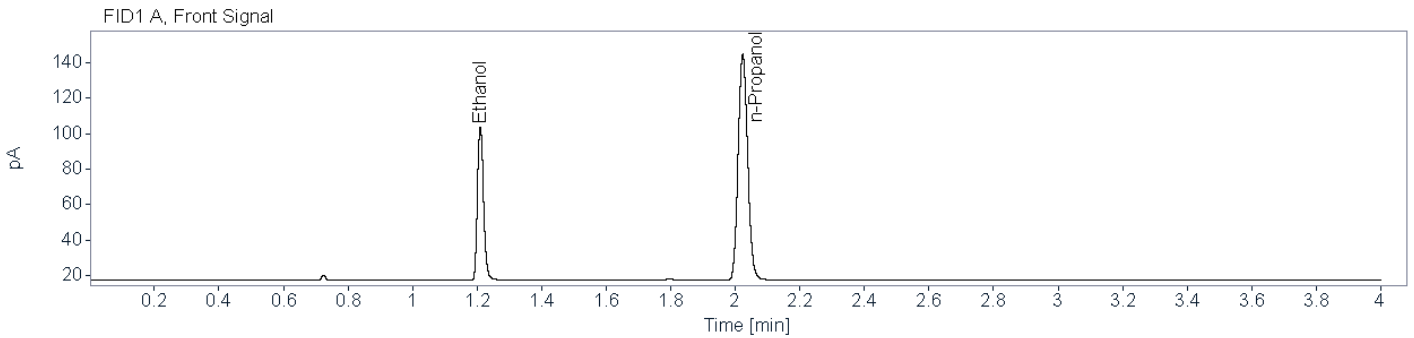


# Brazoria County Sheriff's Office Crime Lab

## Toxicology

### Ethanol Analysis

**Sample Name:** Blood QC A (24-1228)      **Description:**      **Sample Barcode:** 24-1228      **Vial Number:** 11  
**Instrument:** BAC 1      **Acq. Method:** BAC.M      **Injection Date:** 5/29/2024 12:06:07 PM  
**Data File:** C:\Chem32\1\Data\2024\BAC\_20240529\_KB 2024-05-29 11-03-59\011F1101.D



**Name** FID1A

Compound	Peak Symmetry	RT [min]	Expected RT[min]	Area	Concentration [g/100 mL]
Ethanol	0.81727	1.210	1.209	113.8715	0.0778
n-Propanol	0.87048	2.023	2.023	261.8678	0.0100

**Name** FID2B

Compound	Peak Symmetry	RT [min]	Expected RT[min]	Area	Concentration [g/100 mL]
Ethanol	0.80793	1.454	1.454	107.1624	0.0776
n-Propanol	0.91302	2.621	2.621	245.3821	0.0100

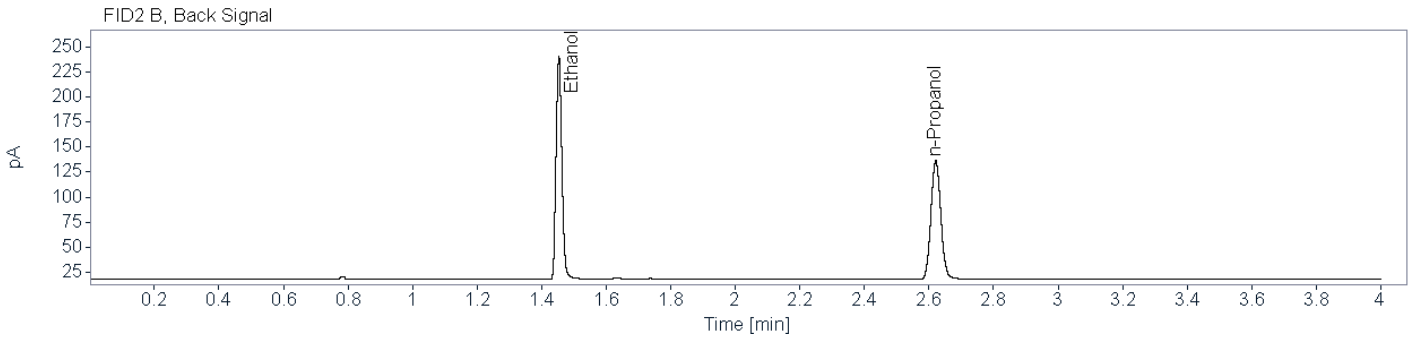
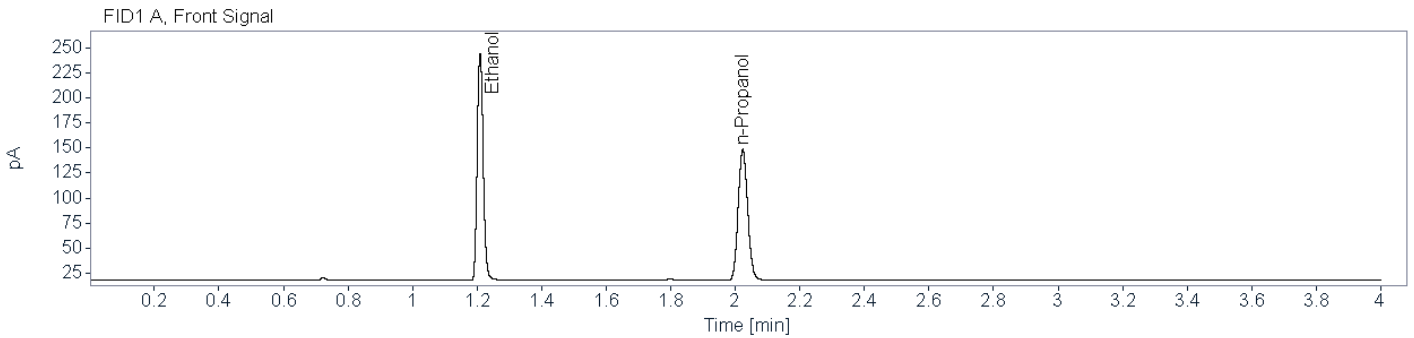


# Brazoria County Sheriff's Office Crime Lab

## Toxicology

### Ethanol Analysis

**Sample Name:** Blood QC B (24-1239)      **Description:**      **Sample Barcode:** 24-1239      **Vial Number:** 22  
**Instrument:** BAC 1      **Acq. Method:** BAC.M      **Injection Date:** 5/29/2024 1:02:51 PM  
**Data File:** C:\Chem32\1\Data\2024\BAC\_20240529\_KB 2024-05-29 11-03-59\022F2201.D




**Name** FID1A

Compound	Peak Symmetry	RT [min]	Expected RT[min]	Area	Concentration [g/100 mL]
Ethanol	0.85956	1.209	1.209	295.8243	0.1954
n-Propanol	0.86764	2.023	2.023	269.5831	0.0100

**Name** FID2B

Compound	Peak Symmetry	RT [min]	Expected RT[min]	Area	Concentration [g/100 mL]
Ethanol	0.85206	1.454	1.454	279.7111	0.1958
n-Propanol	0.91659	2.621	2.621	252.0356	0.0100

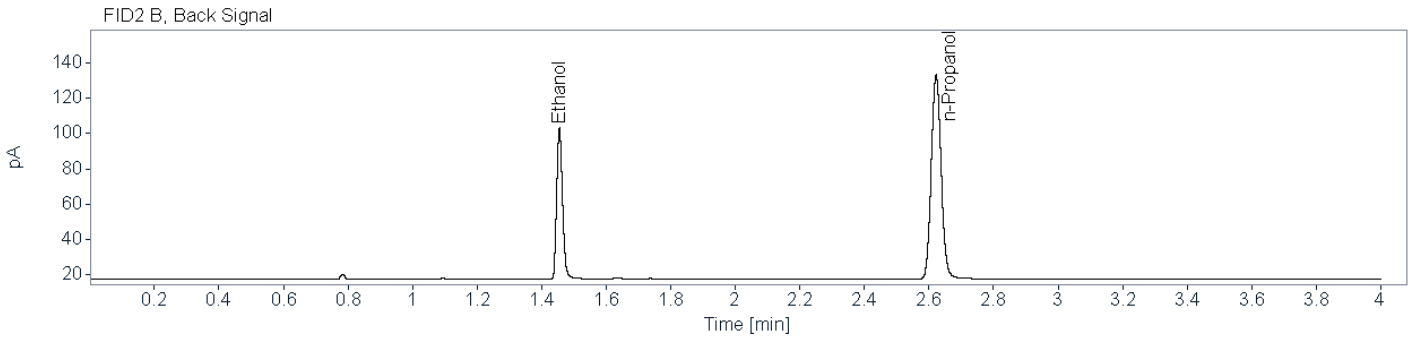
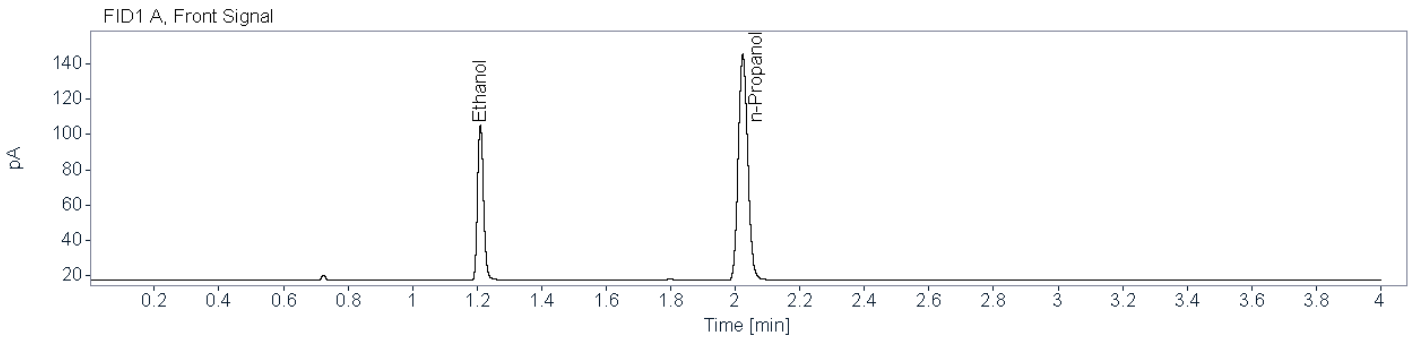


# Brazoria County Sheriff's Office Crime Lab

## Toxicology

### Ethanol Analysis

**Sample Name:** Blood QC A (24-1250)      **Description:**      **Sample Barcode:** 24-1250      **Vial Number:** 33  
**Instrument:** BAC 1      **Acq. Method:** BAC.M      **Injection Date:** 5/29/2024 2:00:32 PM  
**Data File:** C:\Chem32\1\Data\2024\BAC\_20240529\_KB 2024-05-29 11-03-59\033F3301.D



**Name** FID1A

Compound	Peak Symmetry	RT [min]	Expected RT[min]	Area	Concentration [g/100 mL]
Ethanol	0.82210	1.210	1.209	113.8661	0.0779
n-Propanol	0.86614	2.023	2.023	261.4364	0.0100

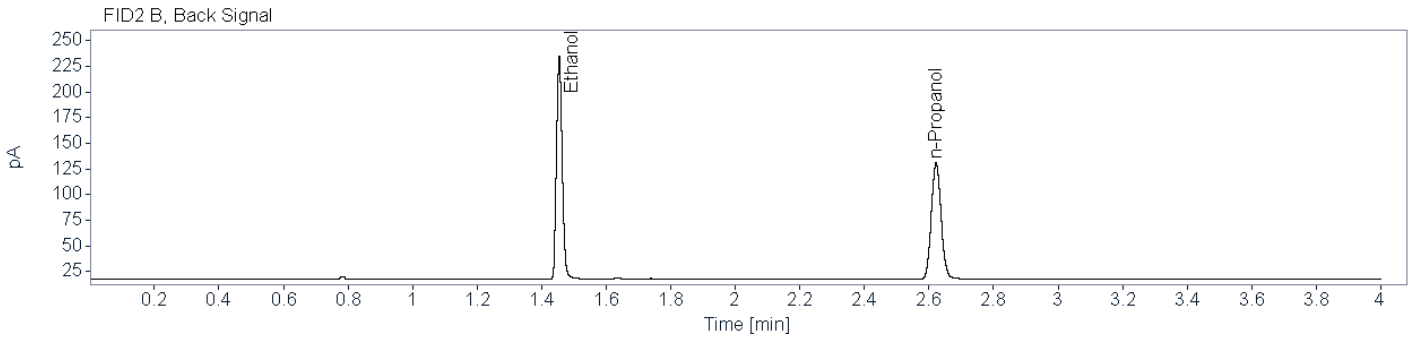
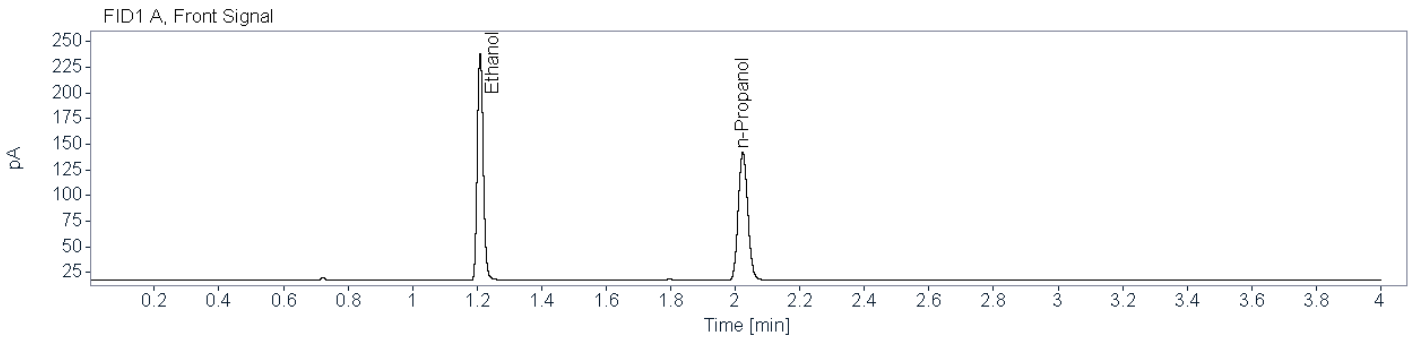
**Name** FID2B

Compound	Peak Symmetry	RT [min]	Expected RT[min]	Area	Concentration [g/100 mL]
Ethanol	0.81391	1.455	1.454	107.0866	0.0778
n-Propanol	0.90784	2.622	2.621	244.4077	0.0100



**Brazoria County Sheriff's Office Crime Lab**  
**Toxicology**  
**Ethanol Analysis**

**Sample Name:** Blood QC B (24-1261)      **Description:**      **Sample Barcode:** 24-1261      **Vial Number:** 44  
**Instrument:** BAC 1      **Acq. Method:** BAC.M      **Injection Date:** 5/29/2024 2:57:16 PM  
**Data File:** C:\Chem32\1\Data\2024\BAC\_20240529\_KB 2024-05-29 11-03-59\044F4401.D



**Name** FID1A

Compound	Peak Symmetry	RT [min]	Expected RT[min]	Area	Concentration [g/100 mL]
Ethanol	0.86113	1.209	1.209	284.2325	0.1977
n-Propanol	0.87081	2.023	2.023	255.9700	0.0100

**Name** FID2B

Compound	Peak Symmetry	RT [min]	Expected RT[min]	Area	Concentration [g/100 mL]
Ethanol	0.85264	1.455	1.454	268.3559	0.1980
n-Propanol	0.90226	2.622	2.621	239.0952	0.0100



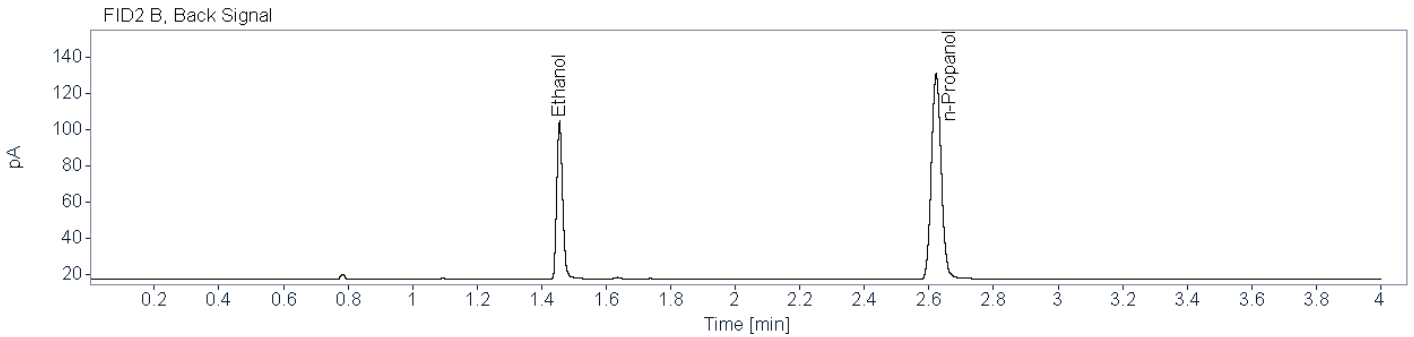
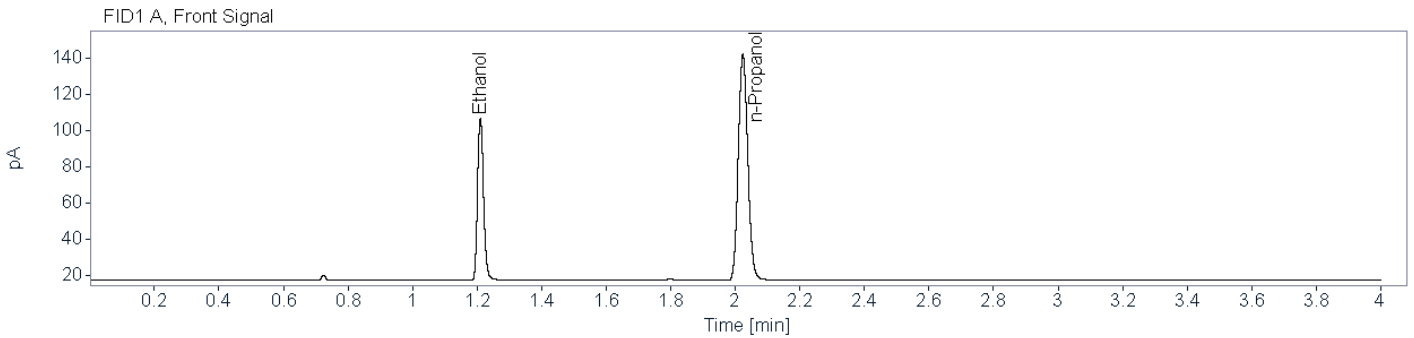


# Brazoria County Sheriff's Office Crime Lab

## Toxicology

### Ethanol Analysis

**Sample Name:** Blood QC A (24-1272)      **Description:**      **Sample Barcode:** 24-1272      **Vial Number:** 55  
**Instrument:** BAC 1      **Acq. Method:** BAC.M      **Injection Date:** 5/29/2024 3:54:56 PM  
**Data File:** C:\Chem32\1\Data\2024\BAC\_20240529\_KB 2024-05-29 11-03-59\055F5501.D



**Name** FID1A

Compound	Peak Symmetry	RT [min]	Expected RT[min]	Area	Concentration [g/100 mL]
Ethanol	0.81945	1.210	1.209	115.2987	0.0811
n-Propanol	0.86928	2.023	2.023	254.3139	0.0100

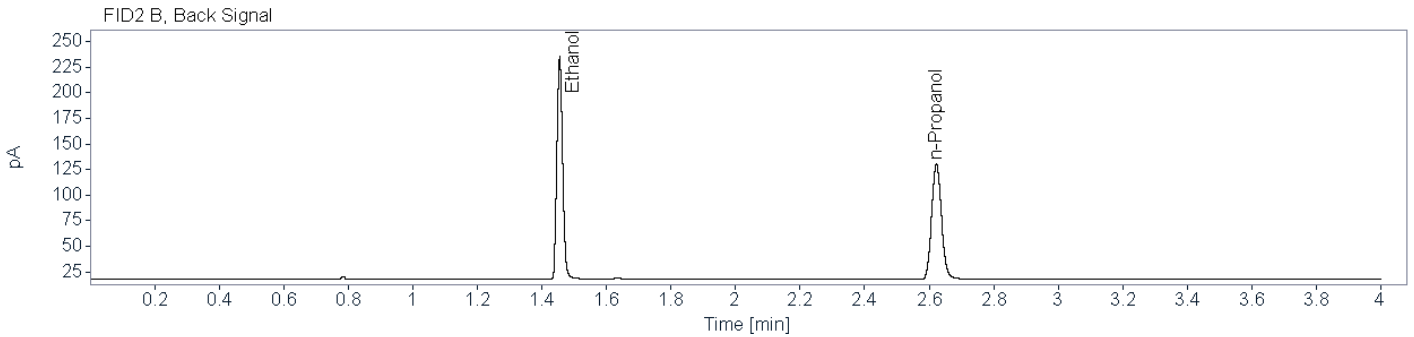
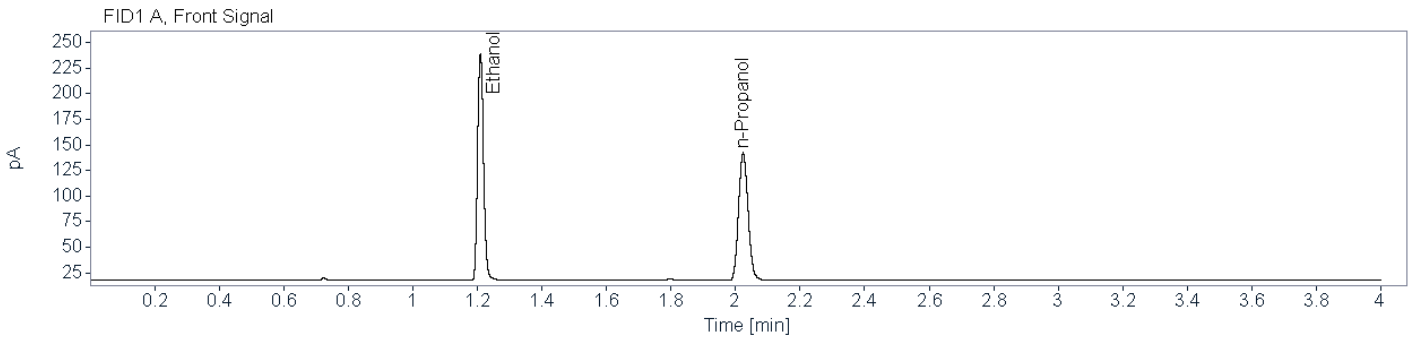
**Name** FID2B

Compound	Peak Symmetry	RT [min]	Expected RT[min]	Area	Concentration [g/100 mL]
Ethanol	0.81502	1.455	1.454	108.4403	0.0809
n-Propanol	0.89898	2.622	2.621	237.8353	0.0100



**Brazoria County Sheriff's Office Crime Lab**  
**Toxicology**  
**Ethanol Analysis**

**Sample Name:** Blood QC B (24-1283)      **Description:**      **Sample Barcode** 24-1283      **Vial Number:** 66  
**Instrument:** BAC 1      **Acq. Method:** BAC.M      **Injection Date:** 5/29/2024 4:52:22 PM  
**Data File:** C:\Chem32\1\Data\2024\BAC\_20240529\_KB 2024-05-29 11-03-59\066F6601.D



**Name** FID1A

Compound	Peak Symmetry	RT [min]	Expected RT[min]	Area	Concentration [g/100 mL]
Ethanol	0.85148	1.210	1.209	284.7061	0.1992
n-Propanol	0.86991	2.023	2.023	254.4068	0.0100

**Name** FID2B

Compound	Peak Symmetry	RT [min]	Expected RT[min]	Area	Concentration [g/100 mL]
Ethanol	0.86077	1.455	1.454	268.5674	0.1993
n-Propanol	0.89885	2.622	2.621	237.7782	0.0100

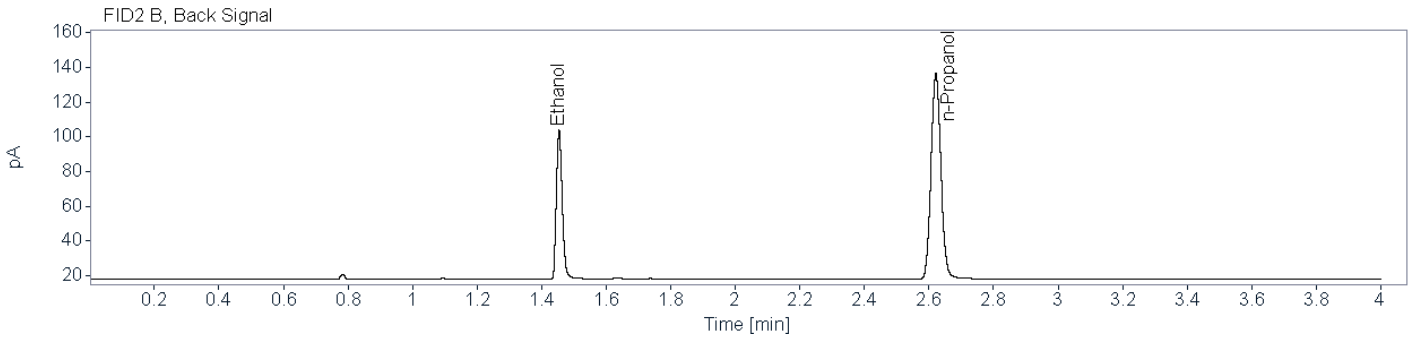
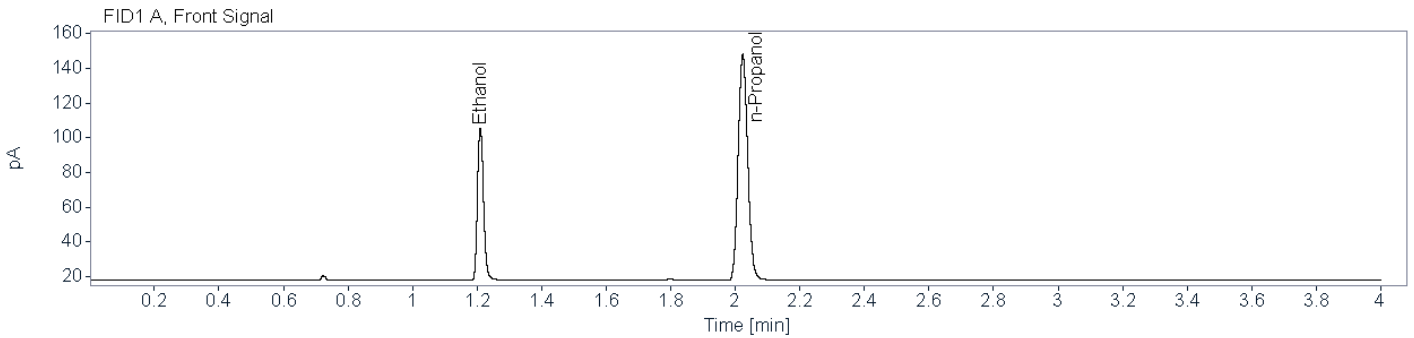


# Brazoria County Sheriff's Office Crime Lab

## Toxicology

### Ethanol Analysis

**Sample Name:** Blood QC A (24-1294)      **Description:**      **Sample Barcode:** 24-1294      **Vial Number:** 77  
**Instrument:** BAC 1      **Acq. Method:** BAC.M      **Injection Date:** 5/29/2024 5:49:21 PM  
**Data File:** C:\Chem32\1\Data\2024\BAC\_20240529\_KB 2024-05-29 11-03-59\077F7701.D



**Name** FID1A

Compound	Peak Symmetry	RT [min]	Expected RT[min]	Area	Concentration [g/100 mL]
Ethanol	0.81632	1.210	1.209	114.8360	0.0769
n-Propanol	0.86897	2.023	2.023	267.4085	0.0100

**Name** FID2B

Compound	Peak Symmetry	RT [min]	Expected RT[min]	Area	Concentration [g/100 mL]
Ethanol	0.81725	1.454	1.454	108.4660	0.0769
n-Propanol	0.91435	2.622	2.621	250.5027	0.0100

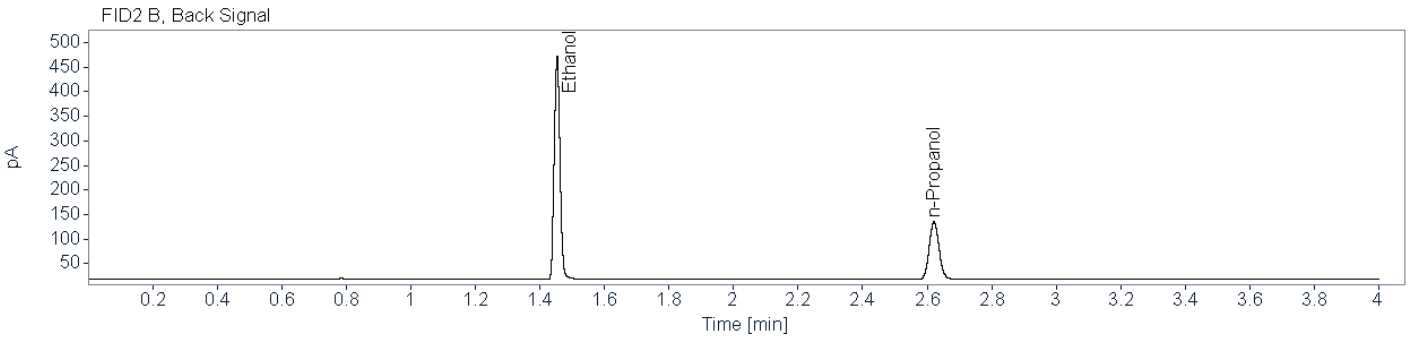
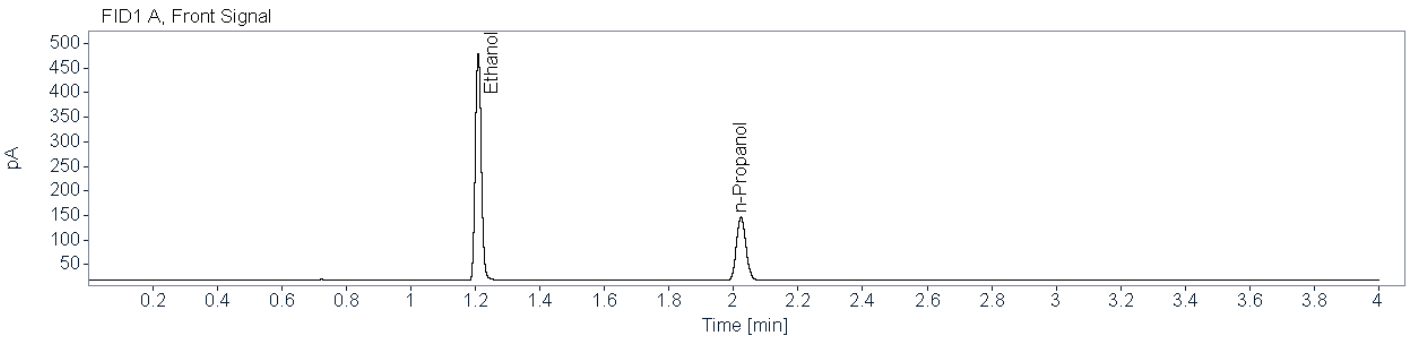


# Brazoria County Sheriff's Office Crime Lab

## Toxicology

### Ethanol Analysis

**Sample Name:** High QC (24-1295)      **Description:**      **Sample Barcode:** 24-1295      **Vial Number:** 78  
**Instrument:** BAC 1      **Acq. Method:** BAC.M      **Injection Date:** 5/29/2024 5:54:47 PM  
**Data File:** C:\Chem32\1\Data\2024\BAC\_20240529\_KB 2024-05-29 11-03-59\078F7801.D



**Name** FID1A

Compound	Peak Symmetry	RT [min]	Expected RT[min]	Area	Concentration [g/100 mL]
Ethanol	0.87013	1.209	1.209	598.7495	0.4020
n-Propanol	0.87035	2.023	2.023	264.7372	0.0100

**Name** FID2B

Compound	Peak Symmetry	RT [min]	Expected RT[min]	Area	Concentration [g/100 mL]
Ethanol	0.91414	1.453	1.454	566.6348	0.4020
n-Propanol	0.90446	2.621	2.621	248.1634	0.0100

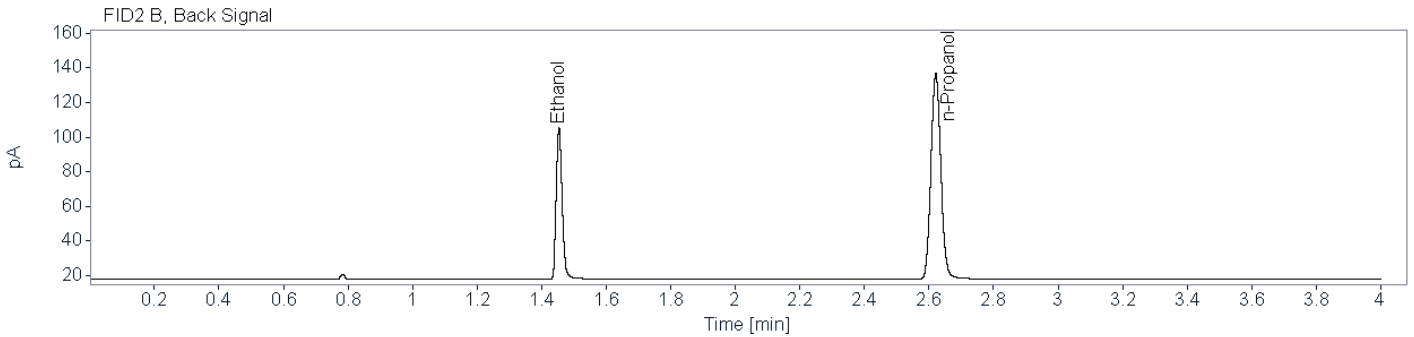
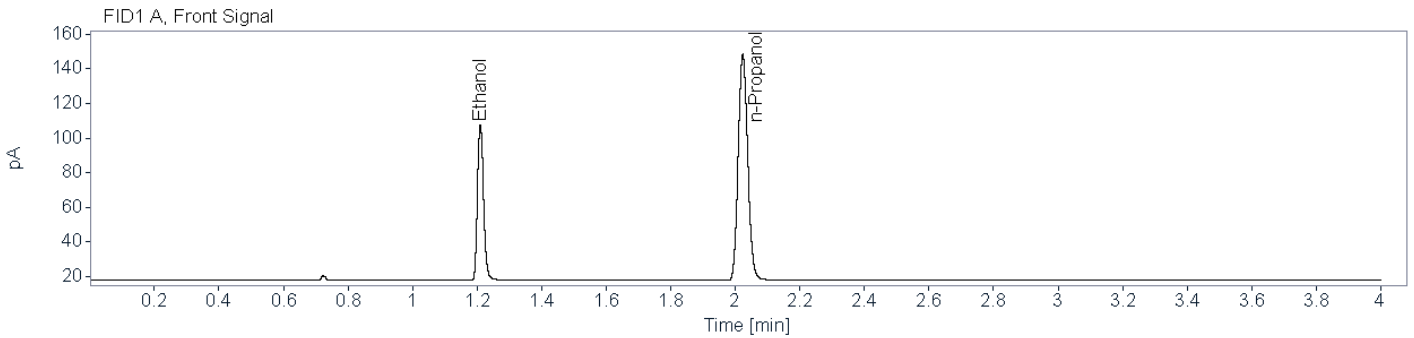


# Brazoria County Sheriff's Office Crime Lab

## Toxicology

### Ethanol Analysis

**Sample Name:** Low (24-1296)      **Description:**      **Sample Barcode:** 24-1296      **Vial Number:** 79  
**Instrument:** BAC 1      **Acq. Method:** BAC.M      **Injection Date:** 5/29/2024 5:59:45 PM  
**Data File:** C:\Chem32\1\Data\2024\BAC\_20240529\_KB 2024-05-29 11-03-59\079F7901.D




**Name** FID1A

Compound	Peak Symmetry	RT [min]	Expected RT[min]	Area	Concentration [g/100 mL]
Ethanol	0.81664	1.210	1.209	118.0746	0.0788
n-Propanol	0.86549	2.023	2.023	268.2547	0.0100

**Name** FID2B

Compound	Peak Symmetry	RT [min]	Expected RT[min]	Area	Concentration [g/100 mL]
Ethanol	0.80625	1.454	1.454	111.6280	0.0789
n-Propanol	0.91157	2.621	2.621	251.2234	0.0100

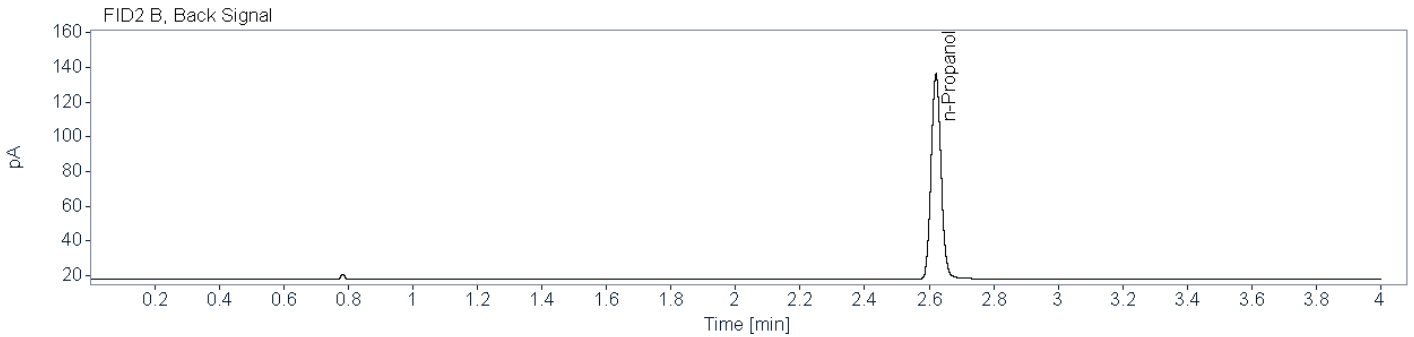
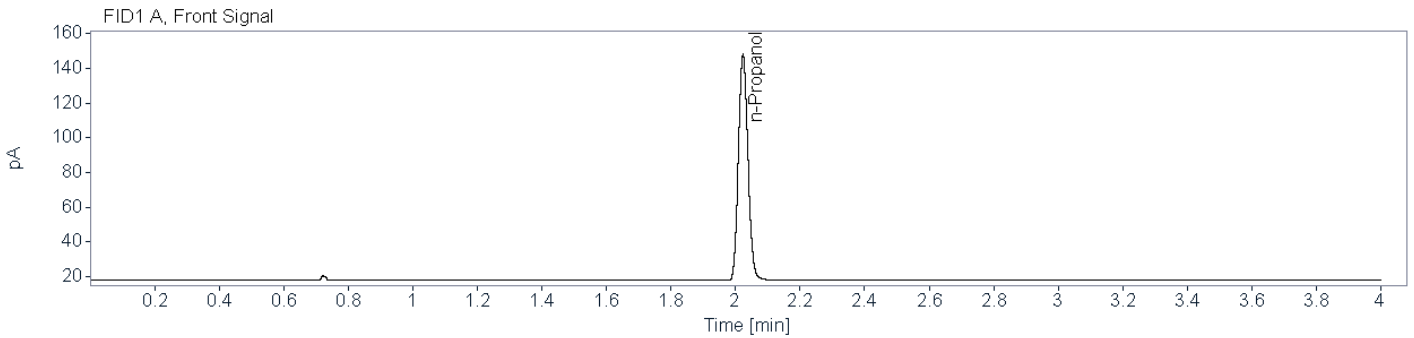


# Brazoria County Sheriff's Office Crime Lab

## Toxicology

### Ethanol Analysis

**Sample Name:** DI Water (24-1297)      **Description:**      **Sample Barcode:** 24-1297      **Vial Number:** 80  
**Instrument:** BAC 1      **Acq. Method:** BAC.M      **Injection Date:** 5/29/2024 6:05:10 PM  
**Data File:** C:\Chem32\1\Data\2024\BAC\_20240529\_KB 2024-05-29 11-03-59\080F8001.D



**Name** FID1A

Compound	Peak Symmetry	RT [min]	Expected RT[min]	Area	Concentration [g/100 mL]
n-Propanol	0.86565	2.023	2.023	267.5910	0.0100

**Name** FID2B

Compound	Peak Symmetry	RT [min]	Expected RT[min]	Area	Concentration [g/100 mL]
n-Propanol	0.90389	2.621	2.621	250.5462	0.0100



# Brazoria County Crime Laboratory

Toxicology

## Ethanol Confirmation Worksheet

**Lab Number:**

BCCL-24-0797 001

**Batch Name:** BAC\_20240529\_KB

**Instrument:** BAC-1

**Analyst:** Kayla M. Baylor

**Specimen type:**



Blood



Liquid



Other: \_\_\_\_\_

**Results:**

Ethanol

FID1

FID2

Aliquot 1:

0.1765

Aliquot 1:

0.1766

Aliquot 2:

0.1779

Aliquot 2:

0.1775


**Reported Result:** 0.177 g/100 mL

**Reported UM:** 0.025 g/100 mL

**Comments:**

Previously analyzed in BAC\_20240502\_KB -KB 6/24/2024

**Total Number of Printed Examination Pages:** 0

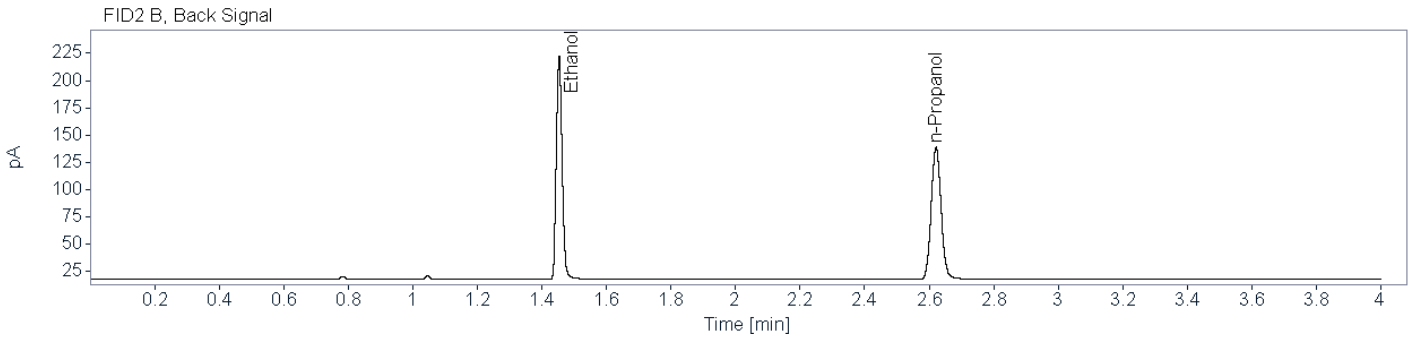
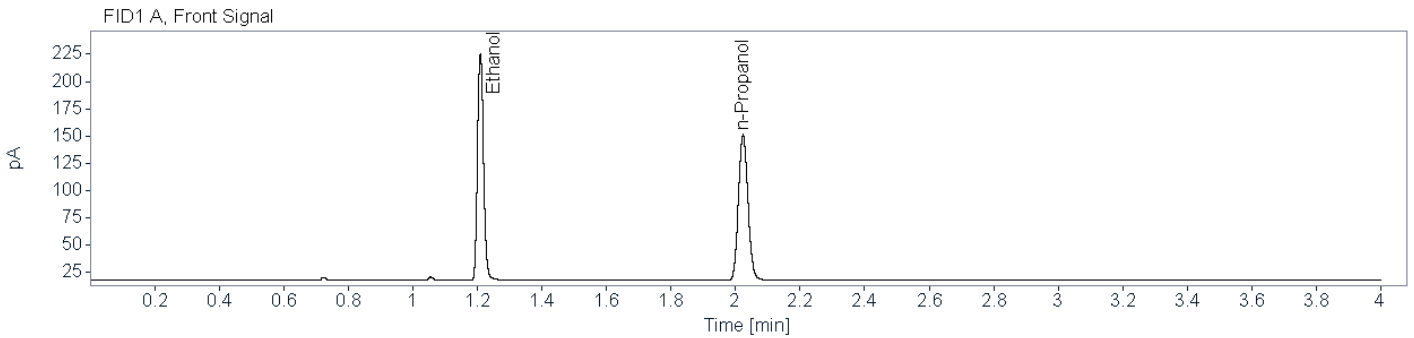


# Brazoria County Sheriff's Office Crime Lab

## Toxicology

### Ethanol Analysis

**Sample Name:** BCCL-24-0797 001 (24-1229)    **Description:** Alq 1    **Sample Barcode:** 24-1229    **Vial Number:** 12  
**Instrument:** BAC 1    **Acq. Method:** BAC.M    **Injection Date:** 5/29/2024 12:10:51 PM  
**Data File:** C:\Chem32\1\Data\2024\BAC\_20240529\_KB 2024-05-29 11-03-59\012F1201.D




**Name** FID1A

Compound	Peak Symmetry	RT [min]	Expected RT[min]	Area	Concentration [g/100 mL]
Ethanol	0.84557	1.209	1.209	271.7208	0.1765
n-Propanol	0.87943	2.023	2.023	274.1638	0.0100

**Name** FID2B

Compound	Peak Symmetry	RT [min]	Expected RT[min]	Area	Concentration [g/100 mL]
Ethanol	0.85805	1.453	1.454	257.0489	0.1766
n-Propanol	0.91067	2.621	2.621	256.9450	0.0100



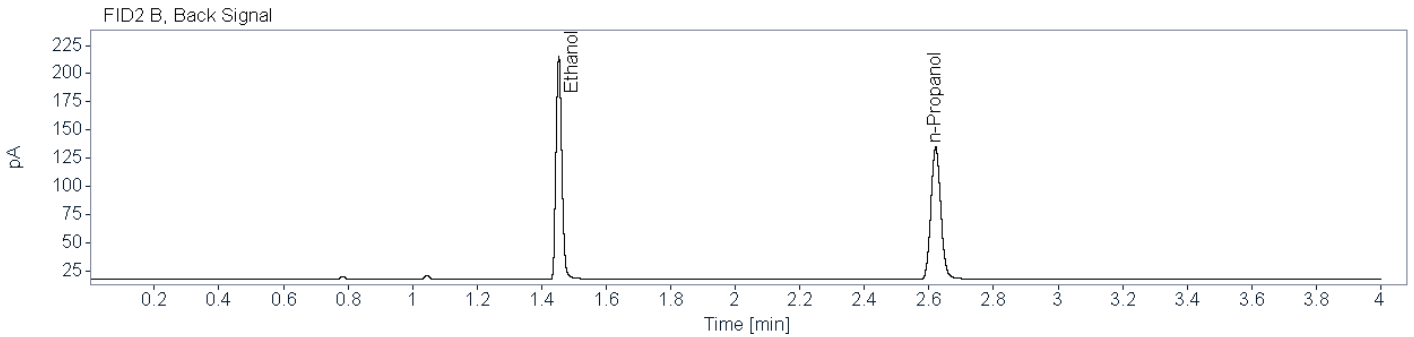
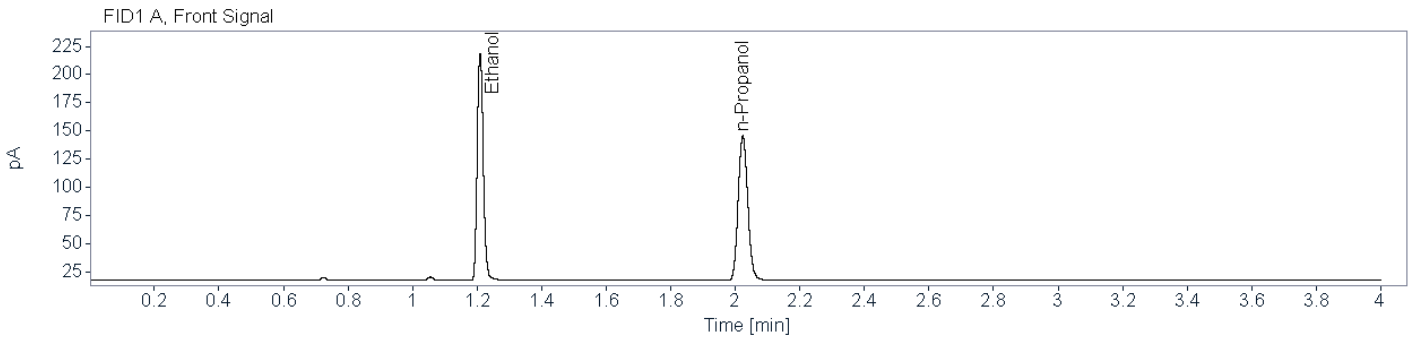


# Brazoria County Sheriff's Office Crime Lab

## Toxicology

### Ethanol Analysis

**Sample Name:** BCCL-24-0797 001 (24-1293)    **Description:** Alq 2    **Sample Barcode:** 24-1293    **Vial Number:** 76  
**Instrument:** BAC 1    **Acq. Method:** BAC.M    **Injection Date:** 5/29/2024 5:44:23 PM  
**Data File:** C:\Chem32\1\Data\2024\BAC\_20240529\_KB 2024-05-29 11-03-59\076F7601.D



**Name** FID1A

Compound	Peak Symmetry	RT [min]	Expected RT[min]	Area	Concentration [g/100 mL]
Ethanol	0.85458	1.209	1.209	262.7766	0.1779
n-Propanol	0.86844	2.023	2.023	263.1382	0.0100

**Name** FID2B

Compound	Peak Symmetry	RT [min]	Expected RT[min]	Area	Concentration [g/100 mL]
Ethanol	0.85578	1.453	1.454	248.0936	0.1775
n-Propanol	0.90680	2.621	2.621	246.7707	0.0100



# Brazoria County Crime Laboratory

Toxicology

## Ethanol Confirmation Worksheet

**Lab Number:**

BCCL-24-0895 001

**Batch Name:** BAC\_20240529\_KB

**Instrument:** BAC-1

**Analyst:** Kayla M. Baylor

**Specimen type:**



Blood



Liquid



Other: \_\_\_\_\_

**Results:**

Ethanol

FID1

FID2

Aliquot 1:

0.1209

Aliquot 1:

0.1207

Aliquot 2:

0.1210

Aliquot 2:

0.1205

**Reported Result:** 0.120 g/100 mL

**Reported UM:** 0.017 g/100 mL

**Comments:**

**Total Number of Printed Examination Pages:** 0

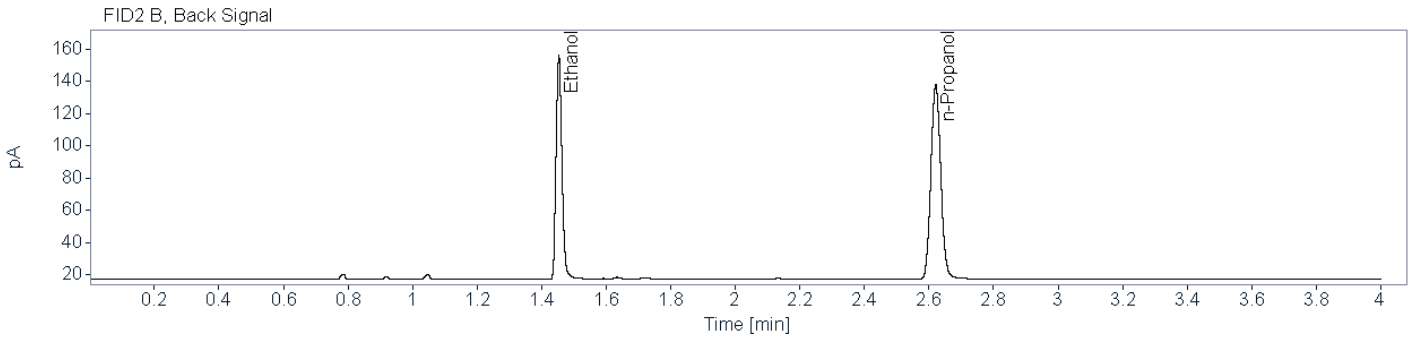
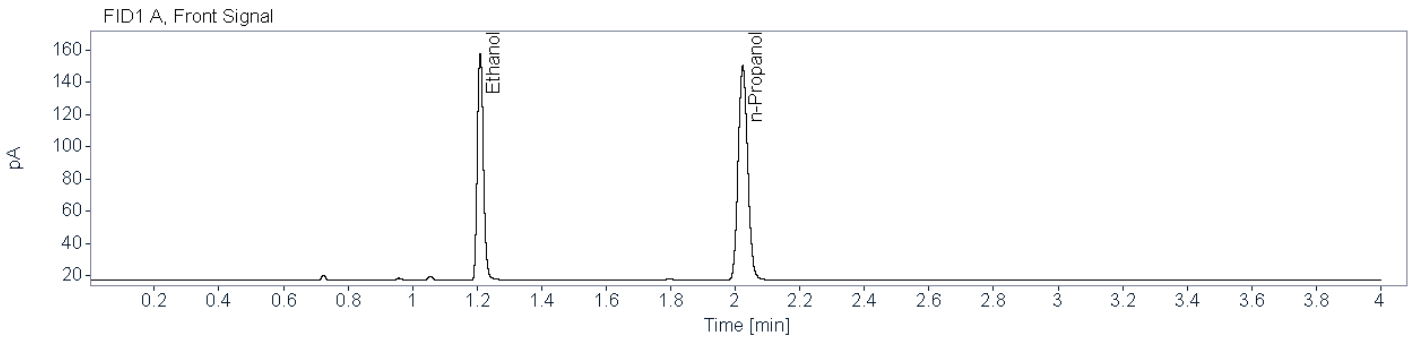


# Brazoria County Sheriff's Office Crime Lab

## Toxicology

### Ethanol Analysis

**Sample Name:** BCCL-24-0895 001 (24-1230)    **Description:** Alq 1    **Sample Barcode:** 24-1230    **Vial Number:** 13  
**Instrument:** BAC 1    **Acq. Method:** BAC.M    **Injection Date:** 5/29/2024 12:16:32 PM  
**Data File:** C:\Chem32\1\Data\2024\BAC\_20240529\_KB 2024-05-29 11-03-59\013F1301.D



**Name** FID1A

Compound	Peak Symmetry	RT [min]	Expected RT[min]	Area	Concentration [g/100 mL]
Ethanol	0.82992	1.210	1.209	184.4892	0.1209
n-Propanol	0.87227	2.023	2.023	272.1476	0.0100

**Name** FID2B

Compound	Peak Symmetry	RT [min]	Expected RT[min]	Area	Concentration [g/100 mL]
Ethanol	0.82321	1.453	1.454	174.1823	0.1207
n-Propanol	0.91012	2.621	2.621	255.2723	0.0100

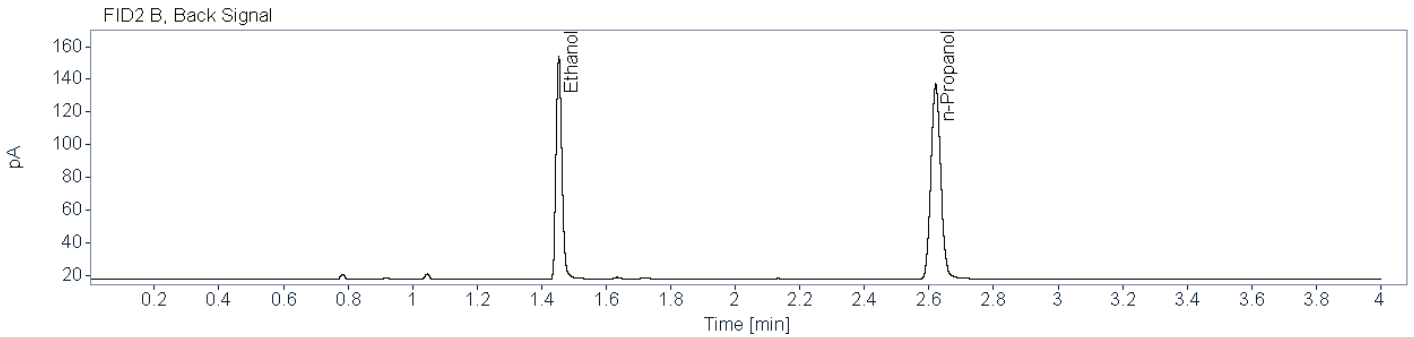
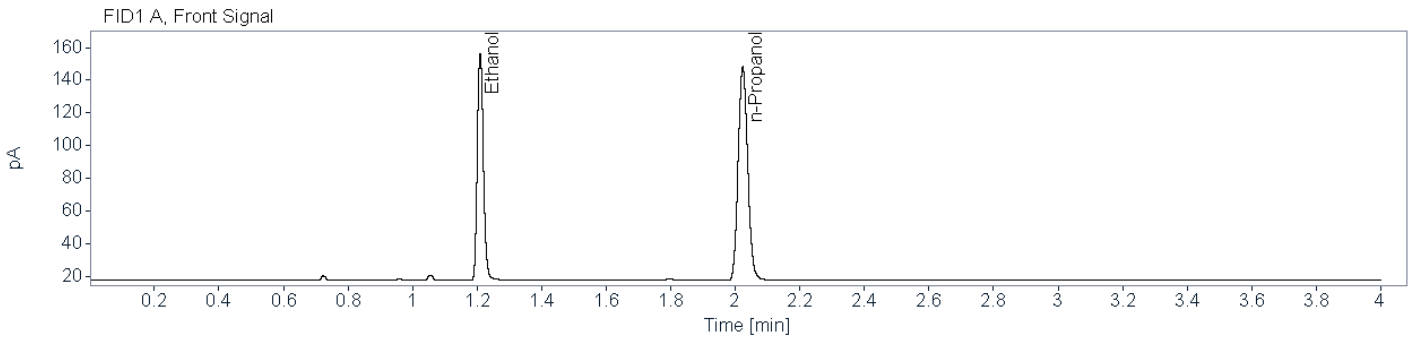


# Brazoria County Sheriff's Office Crime Lab

## Toxicology

### Ethanol Analysis

**Sample Name:** BCCL-24-0895 001 (24-1292)    **Description:** Alq 2    **Sample Barcode:** 24-1292    **Vial Number:** 75  
**Instrument:** BAC 1    **Acq. Method:** BAC.M    **Injection Date:** 5/29/2024 5:38:56 PM  
**Data File:** C:\Chem32\1\Data\2024\BAC\_20240529\_KB 2024-05-29 11-03-59\075F7501.D



**Name** FID1A

Compound	Peak Symmetry	RT [min]	Expected RT[min]	Area	Concentration [g/100 mL]
Ethanol	0.82575	1.210	1.209	181.8091	0.1210
n-Propanol	0.86994	2.023	2.023	267.9756	0.0100

**Name** FID2B

Compound	Peak Symmetry	RT [min]	Expected RT[min]	Area	Concentration [g/100 mL]
Ethanol	0.83542	1.453	1.454	171.3332	0.1205
n-Propanol	0.91491	2.621	2.621	251.4569	0.0100



# Brazoria County Crime Laboratory

Toxicology

## Ethanol Confirmation Worksheet

**Lab Number:**

BCCL-24-0896 001

**Batch Name:** BAC\_20240529\_KB

**Instrument:** BAC-1

**Analyst:** Kayla M. Baylor

**Specimen type:**



Blood



Liquid



Other: \_\_\_\_\_

**Results:**

Ethanol

FID1

FID2

Aliquot 1:

0.1600

Aliquot 1:

0.1600

Aliquot 2:

0.1604

Aliquot 2:

0.1602

**Reported Result:** 0.160 g/100 mL

**Reported UM:** 0.023 g/100 mL

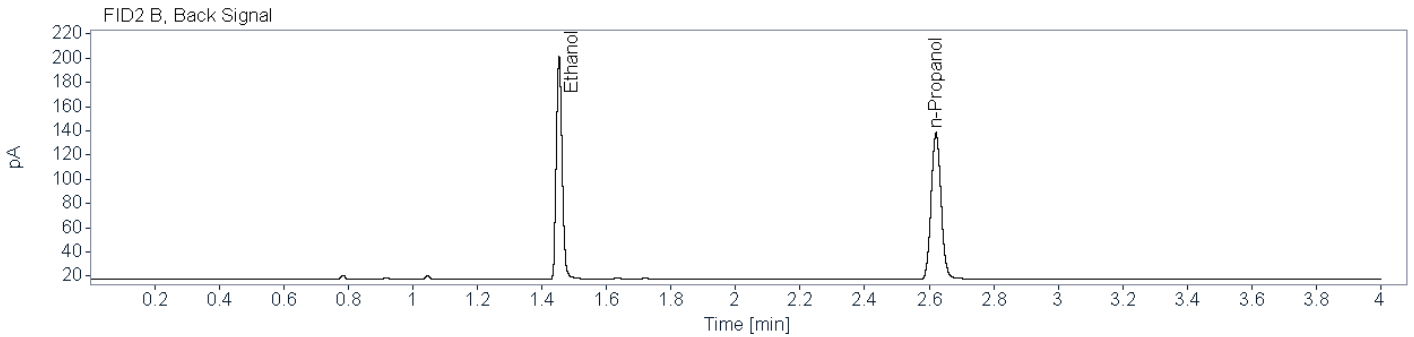
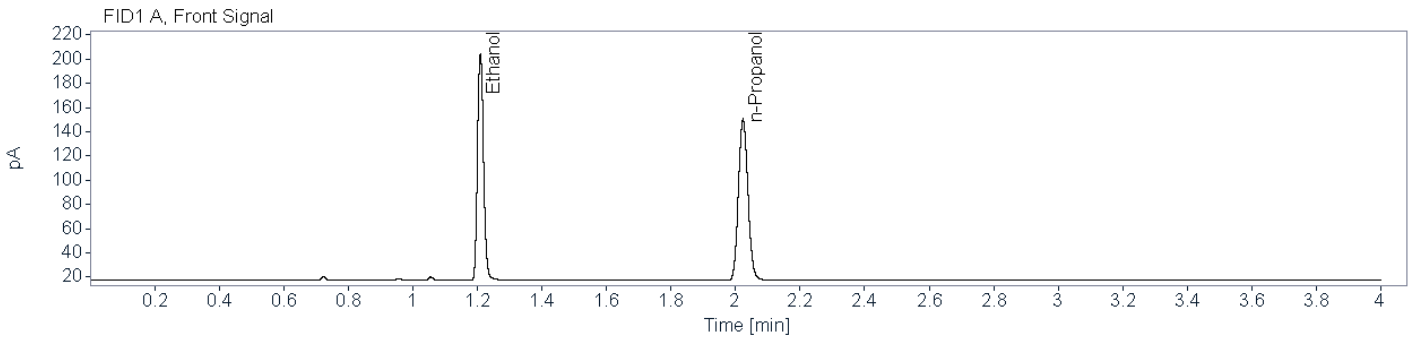
**Comments:**

**Total Number of Printed Examination Pages:** 0



**Brazoria County Sheriff's Office Crime Lab**  
**Toxicology**  
**Ethanol Analysis**

**Sample Name:** BCCL-24-0896 001 (24-1231)    **Description:** Alq 1    **Sample Barcode:** 24-1231    **Vial Number:** 14  
**Instrument:** BAC 1    **Acq. Method:** BAC.M    **Injection Date:** 5/29/2024 12:21:15 PM  
**Data File:** C:\Chem32\1\Data\2024\BAC\_20240529\_KB 2024-05-29 11-03-59\014F1401.D



**Name** FID1A

Compound	Peak Symmetry	RT [min]	Expected RT[min]	Area	Concentration [g/100 mL]
Ethanol	0.84030	1.209	1.209	245.0918	0.1600
n-Propanol	0.87696	2.023	2.023	272.9359	0.0100

**Name** FID2B

Compound	Peak Symmetry	RT [min]	Expected RT[min]	Area	Concentration [g/100 mL]
Ethanol	0.84883	1.453	1.454	231.9355	0.1600
n-Propanol	0.90726	2.621	2.621	256.0597	0.0100

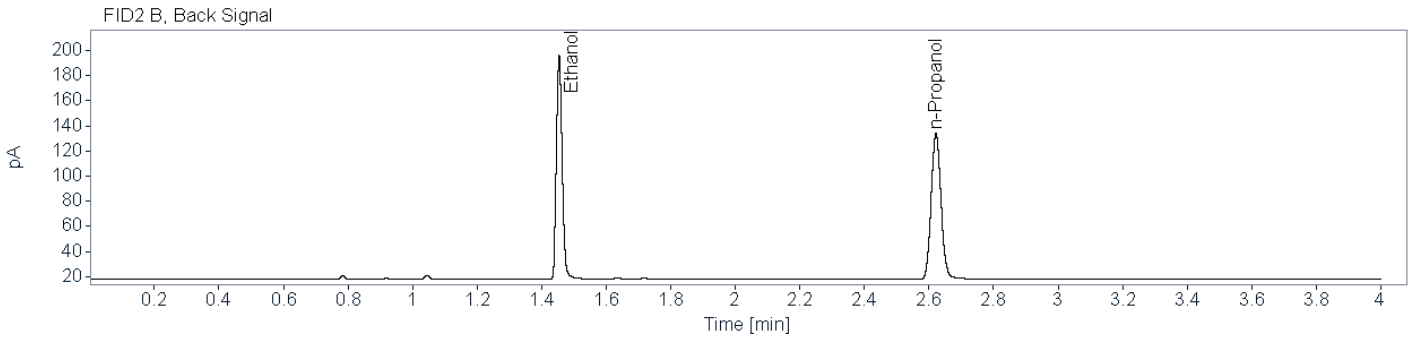
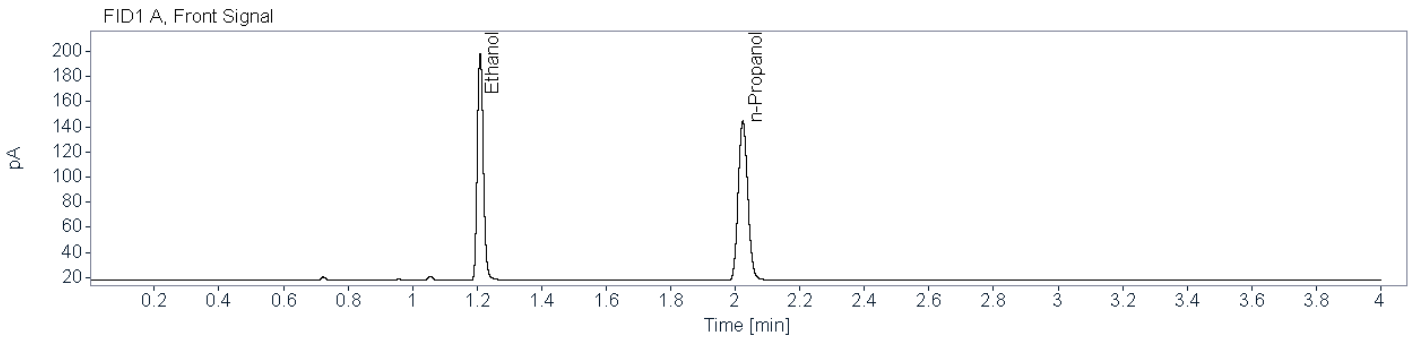


# Brazoria County Sheriff's Office Crime Lab

## Toxicology

### Ethanol Analysis

**Sample Name:** BCCL-24-0896 001 (24-1291)    **Description:** Alq 2    **Sample Barcode:** 24-1291    **Vial Number:** 74  
**Instrument:** BAC 1    **Acq. Method:** BAC.M    **Injection Date:** 5/29/2024 5:33:58 PM  
**Data File:** C:\Chem32\1\Data\2024\BAC\_20240529\_KB 2024-05-29 11-03-59\074F7401.D



**Name** FID1A

Compound	Peak Symmetry	RT [min]	Expected RT[min]	Area	Concentration [g/100 mL]
Ethanol	0.85255	1.210	1.209	234.4125	0.1604
n-Propanol	0.86939	2.023	2.023	260.3709	0.0100

**Name** FID2B

Compound	Peak Symmetry	RT [min]	Expected RT[min]	Area	Concentration [g/100 mL]
Ethanol	0.85055	1.454	1.454	221.6962	0.1602
n-Propanol	0.90309	2.622	2.621	244.3547	0.0100



# Brazoria County Crime Laboratory

Toxicology

## Ethanol Confirmation Worksheet

**Lab Number:**

BCCL-24-0897 001

**Batch Name:** BAC\_20240529\_KB

**Instrument:** BAC-1

**Analyst:** Kayla M. Baylor

**Specimen type:**



Blood



Liquid



Other: \_\_\_\_\_

**Results:**

Ethanol

FID1

FID2

Aliquot 1:

0.1870

Aliquot 1:

0.1868

Aliquot 2:

0.1819

Aliquot 2:

0.1816

**Reported Result:** 0.184 g/100 mL

**Reported UM:** 0.026 g/100 mL

**Comments:**

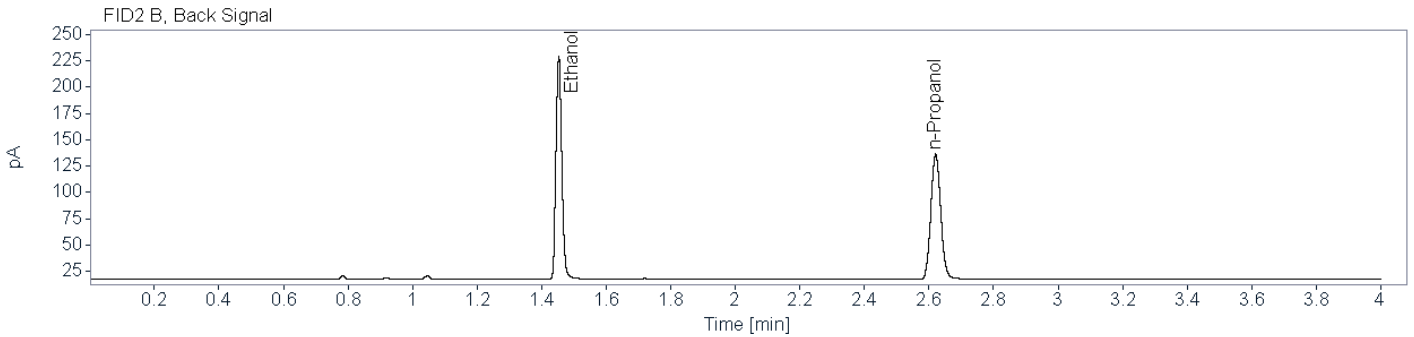
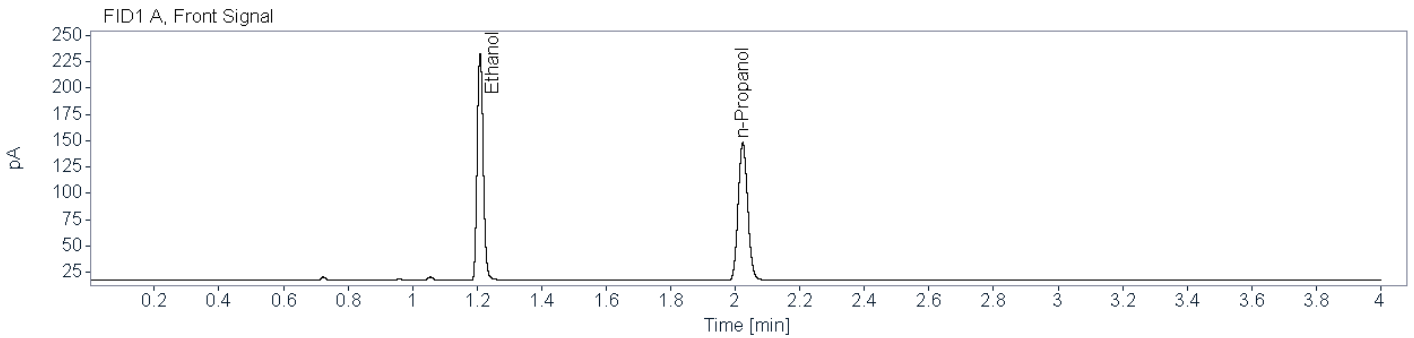
**Total Number of Printed Examination Pages:** 0





**Brazoria County Sheriff's Office Crime Lab**  
**Toxicology**  
**Ethanol Analysis**

**Sample Name:** BCCL-24-0897 001 (24-1232)    **Description:** Alq 1    **Sample Barcode:** 24-1232    **Vial Number:** 15  
**Instrument:** BAC 1    **Acq. Method:** BAC.M    **Injection Date:** 5/29/2024 12:26:56 PM  
**Data File:** C:\Chem32\1\Data\2024\BAC\_20240529\_KB 2024-05-29 11-03-59\015F1501.D



**Name** FID1A

Compound	Peak Symmetry	RT [min]	Expected RT[min]	Area	Concentration [g/100 mL]
Ethanol	0.85924	1.209	1.209	281.6297	0.1870
n-Propanol	0.87667	2.023	2.023	268.1758	0.0100

**Name** FID2B

Compound	Peak Symmetry	RT [min]	Expected RT[min]	Area	Concentration [g/100 mL]
Ethanol	0.86395	1.453	1.454	266.0798	0.1868
n-Propanol	0.90717	2.621	2.621	251.3988	0.0100

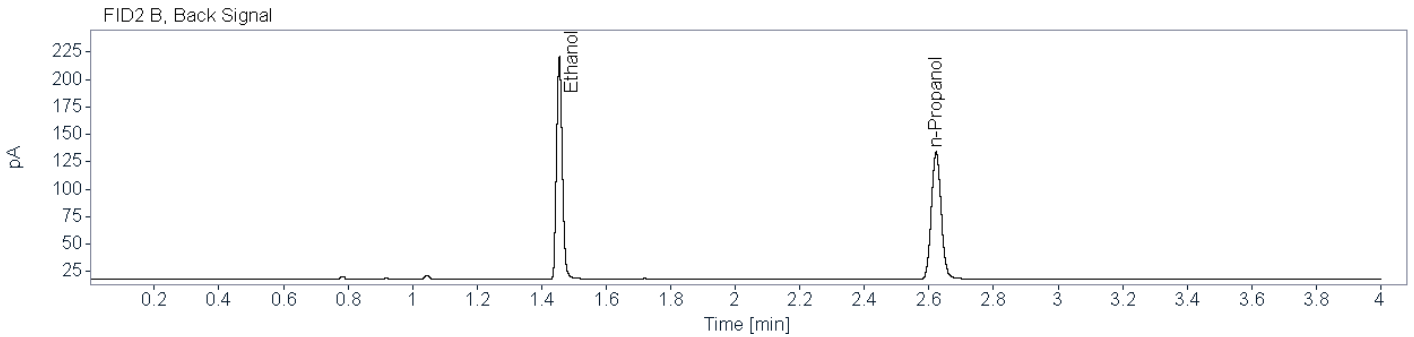
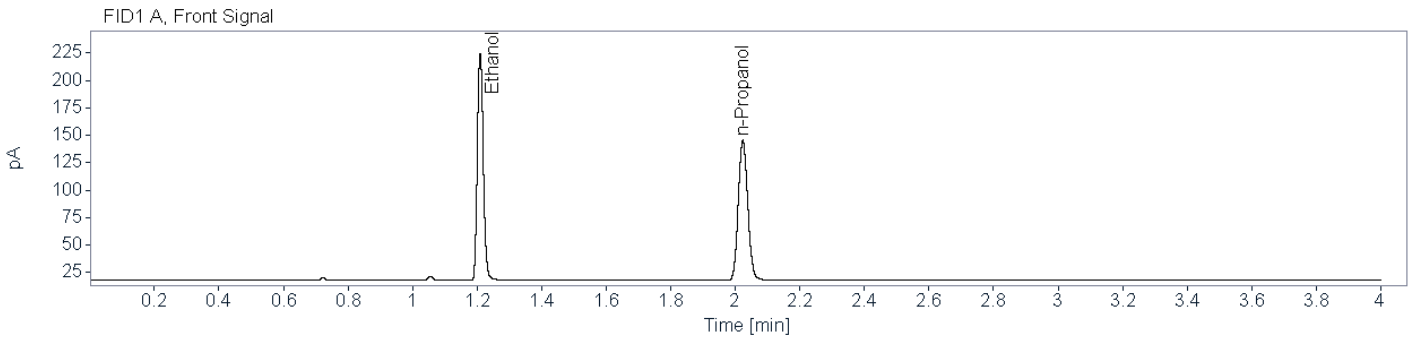


# Brazoria County Sheriff's Office Crime Lab

## Toxicology

### Ethanol Analysis

**Sample Name:** BCCL-24-0897 001 (24-1290)    **Description:** Alq 2    **Sample Barcode:** 24-1290    **Vial Number:** 73  
**Instrument:** BAC 1    **Acq. Method:** BAC.M    **Injection Date:** 5/29/2024 5:28:32 PM  
**Data File:** C:\Chem32\1\Data\2024\BAC\_20240529\_KB 2024-05-29 11-03-59\073F7301.D



**Name** FID1A

Compound	Peak Symmetry	RT [min]	Expected RT[min]	Area	Concentration [g/100 mL]
Ethanol	0.85705	1.210	1.209	266.1494	0.1819
n-Propanol	0.86332	2.023	2.023	260.5643	0.0100

**Name** FID2B

Compound	Peak Symmetry	RT [min]	Expected RT[min]	Area	Concentration [g/100 mL]
Ethanol	0.84953	1.455	1.454	251.2879	0.1816
n-Propanol	0.90417	2.622	2.621	244.2787	0.0100



# Brazoria County Crime Laboratory

Toxicology

## Ethanol Confirmation Worksheet

**Lab Number:**

BCCL-24-0906 001

**Batch Name:** BAC\_20240529\_KB

**Instrument:** BAC-1

**Analyst:** Kayla M. Baylor

**Specimen type:**



Blood



Liquid



Other: \_\_\_\_\_

**Results:**

Ethanol

FID1

FID2

Aliquot 1:

0.1707

Aliquot 1:

0.1705

Aliquot 2:

0.1715

Aliquot 2:

0.1715

**Reported Result:** 0.171 g/100 mL

**Reported UM:** 0.025 g/100 mL

**Comments:**

**Total Number of Printed Examination Pages:** 0

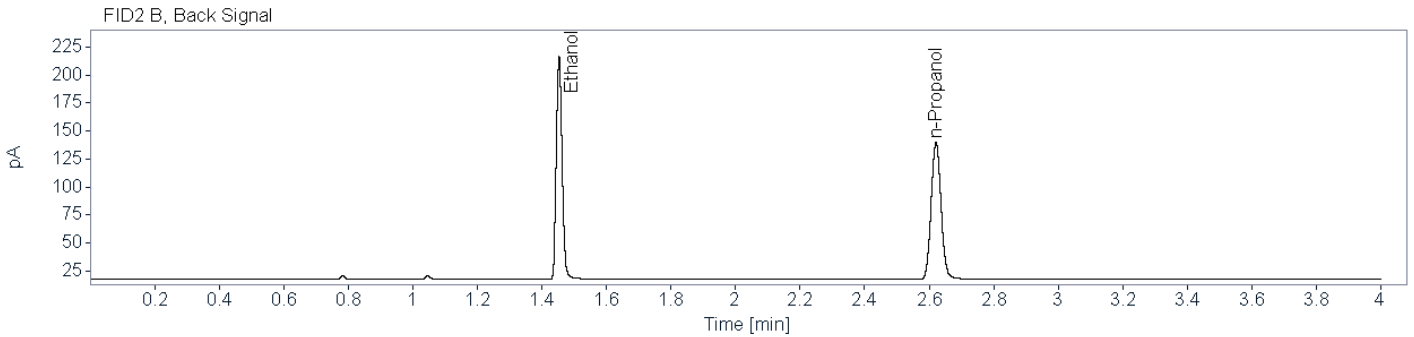
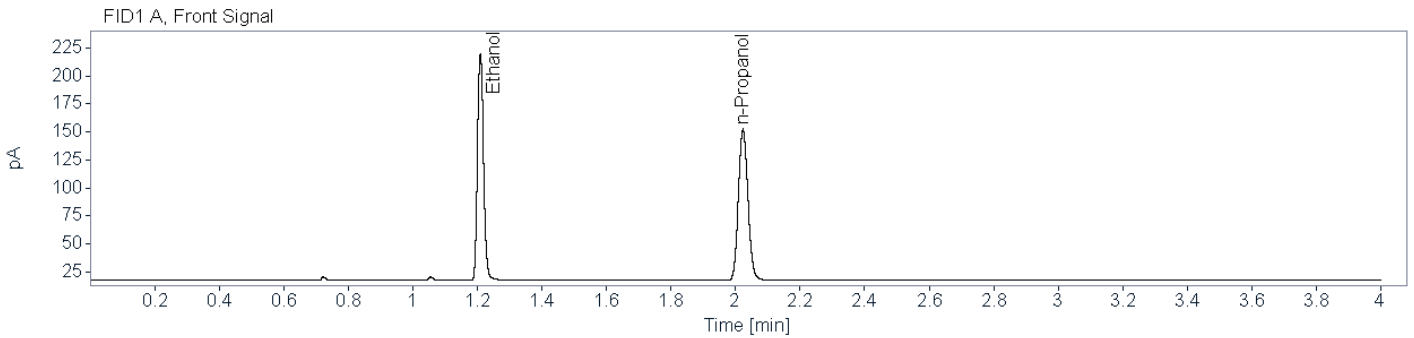


# Brazoria County Sheriff's Office Crime Lab

## Toxicology

### Ethanol Analysis

**Sample Name:** BCCL-24-0906 001 (24-1233)   
**Description:** Alq 1   
**Sample Barcode:** 24-1233   
**Vial Number:** 16  
**Instrument:** BAC 1   
**Acq. Method:** BAC.M   
**Injection Date:** 5/29/2024 12:31:38 PM  
**Data File:** C:\Chem32\1\Data\2024\BAC\_20240529\_KB 2024-05-29 11-03-59\016F1601.D



**Name** FID1A

Compound	Peak Symmetry	RT [min]	Expected RT[min]	Area	Concentration [g/100 mL]
Ethanol	0.84179	1.209	1.209	265.6119	0.1707
n-Propanol	0.87181	2.023	2.023	277.1432	0.0100

**Name** FID2B

Compound	Peak Symmetry	RT [min]	Expected RT[min]	Area	Concentration [g/100 mL]
Ethanol	0.85530	1.453	1.454	250.5327	0.1705
n-Propanol	0.91062	2.621	2.621	259.4482	0.0100

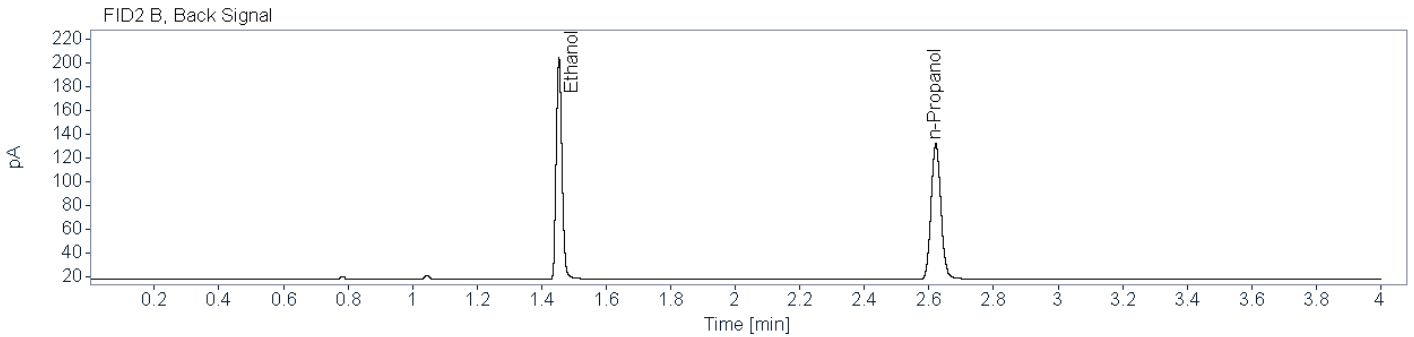
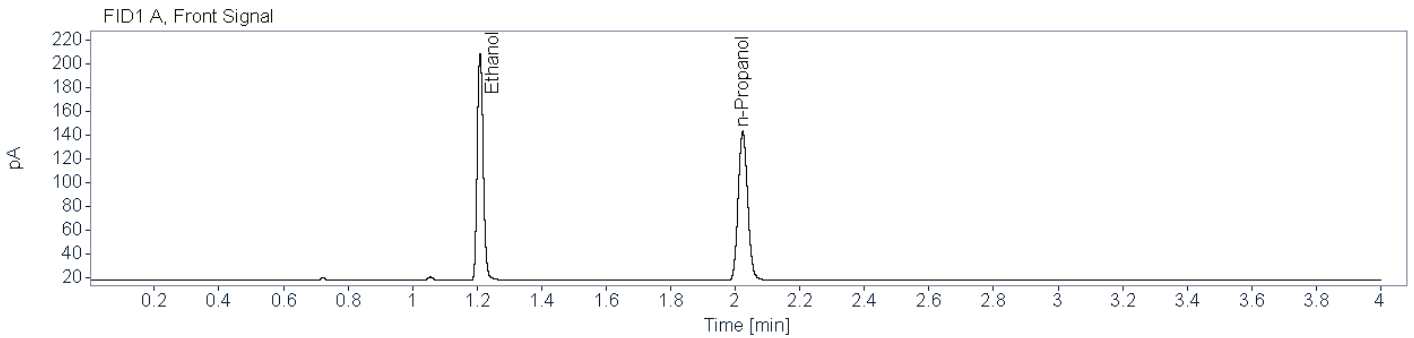


# Brazoria County Sheriff's Office Crime Lab

## Toxicology

### Ethanol Analysis

**Sample Name:** BCCL-24-0906 001 (24-1289)    **Description:** Alq 2    **Sample Barcode:** 24-1289    **Vial Number:** 72  
**Instrument:** BAC 1    **Acq. Method:** BAC.M    **Injection Date:** 5/29/2024 5:23:34 PM  
**Data File:** C:\Chem32\1\Data\2024\BAC\_20240529\_KB 2024-05-29 11-03-59\072F7201.D



**Name** FID1A

Compound	Peak Symmetry	RT [min]	Expected RT[min]	Area	Concentration [g/100 mL]
Ethanol	0.84738	1.209	1.209	246.3132	0.1715
n-Propanol	0.86514	2.023	2.023	255.8139	0.0100

**Name** FID2B

Compound	Peak Symmetry	RT [min]	Expected RT[min]	Area	Concentration [g/100 mL]
Ethanol	0.83974	1.454	1.454	232.8238	0.1715
n-Propanol	0.91077	2.622	2.621	239.6156	0.0100



# Brazoria County Crime Laboratory

Toxicology

## Ethanol Confirmation Worksheet

**Lab Number:**

BCCL-24-0910 001

**Batch Name:** BAC\_20240529\_KB

**Instrument:** BAC-1

**Analyst:** Kayla M. Baylor

**Specimen type:**



Blood



Liquid



Other: \_\_\_\_\_

**Results:**

Ethanol

FID1

FID2

Aliquot 1:

0.2619

Aliquot 1:

0.2617

Aliquot 2:

0.2602

Aliquot 2:


0.2597

**Reported Result:** 0.260 g/100 mL

**Reported UM:** 0.037 g/100 mL

**Comments:**

**Total Number of Printed Examination Pages:** 0

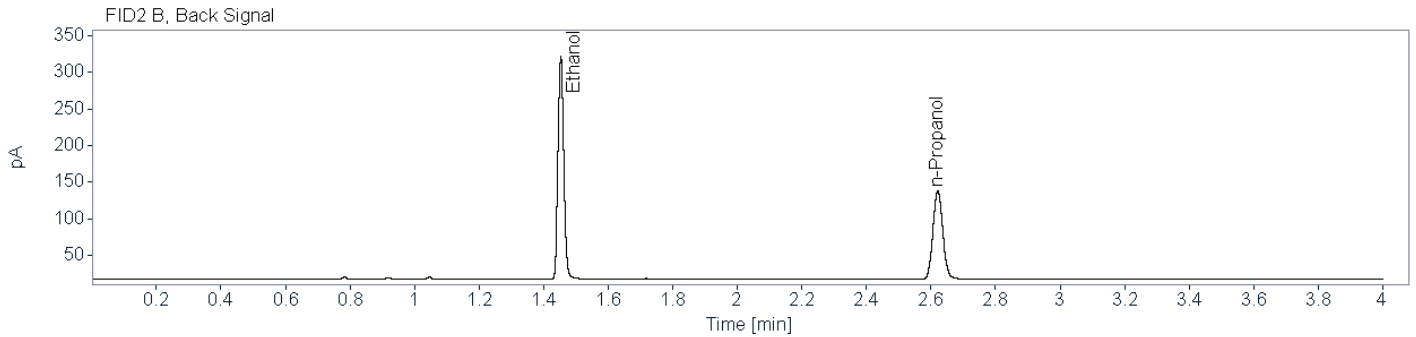
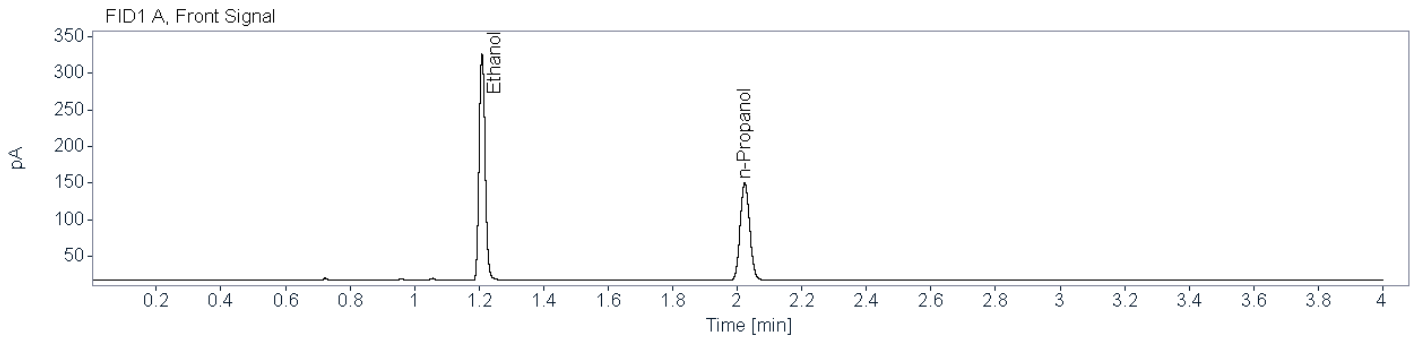


# Brazoria County Sheriff's Office Crime Lab

## Toxicology

### Ethanol Analysis

**Sample Name:** BCCL-24-0910 001 (24-1234)    **Description:** Alq 1    **Sample Barcode:** 24-1234    **Vial Number:** 17  
**Instrument:** BAC 1    **Acq. Method:** BAC.M    **Injection Date:** 5/29/2024 12:37:20 PM  
**Data File:** C:\Chem32\1\Data\2024\BAC\_20240529\_KB 2024-05-29 11-03-59\017F1701.D



**Name** FID1A

Compound	Peak Symmetry	RT [min]	Expected RT[min]	Area	Concentration [g/100 mL]
Ethanol	0.87046	1.209	1.209	402.5900	0.2619
n-Propanol	0.87350	2.023	2.023	273.4308	0.0100

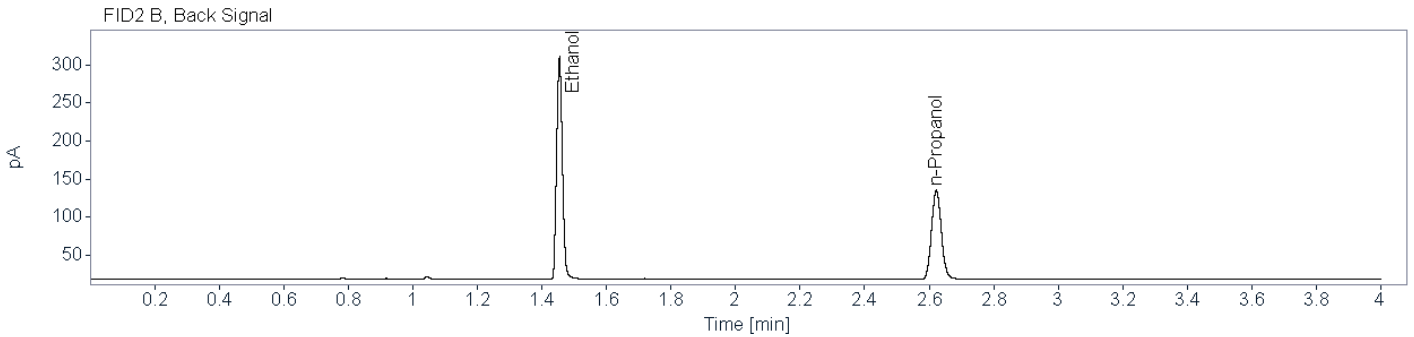
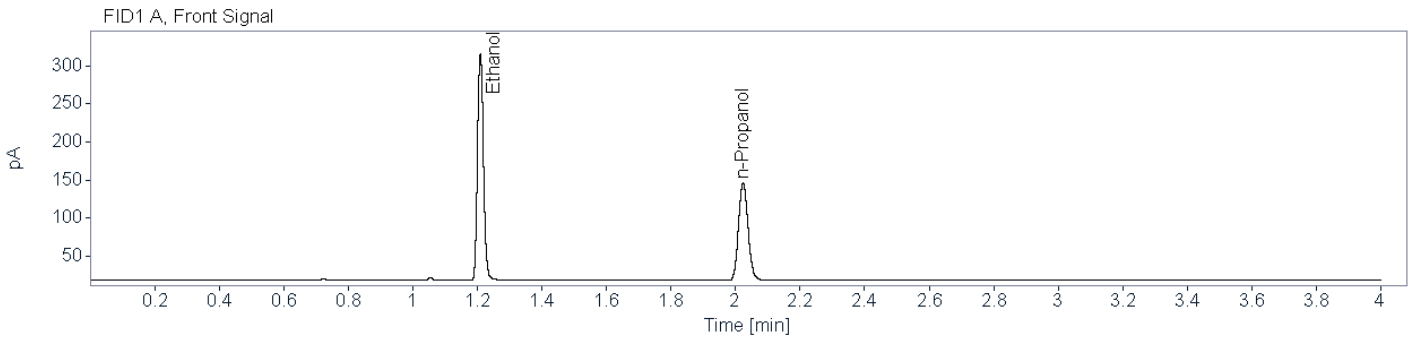
**Name** FID2B

Compound	Peak Symmetry	RT [min]	Expected RT[min]	Area	Concentration [g/100 mL]
Ethanol	0.88779	1.453	1.454	380.7662	0.2617
n-Propanol	0.91770	2.621	2.621	256.4201	0.0100



**Brazoria County Sheriff's Office Crime Lab**  
**Toxicology**  
**Ethanol Analysis**

**Sample Name:** BCCL-24-0910 001 (24-1288)    **Description:** Alq 2    **Sample Barcode:** 24-1288    **Vial Number:** 71  
**Instrument:** BAC 1    **Acq. Method:** BAC.M    **Injection Date:** 5/29/2024 5:18:08 PM  
**Data File:** C:\Chem32\1\Data\2024\BAC\_20240529\_KB 2024-05-29 11-03-59\071F7101.D



**Name** FID1A

Compound	Peak Symmetry	RT [min]	Expected RT[min]	Area	Concentration [g/100 mL]
Ethanol	0.85700	1.209	1.209	384.5366	0.2602
n-Propanol	0.87625	2.023	2.023	262.8631	0.0100

**Name** FID2B

Compound	Peak Symmetry	RT [min]	Expected RT[min]	Area	Concentration [g/100 mL]
Ethanol	0.87372	1.454	1.454	363.2788	0.2597
n-Propanol	0.91069	2.622	2.621	246.5414	0.0100





# Brazoria County Crime Laboratory

Toxicology

## Ethanol Confirmation Worksheet

**Lab Number:**

BCCL-24-0911 001

**Batch Name:** BAC\_20240529\_KB

**Instrument:** BAC-1

**Analyst:** Kayla M. Baylor

**Specimen type:**



Blood



Liquid



Other: \_\_\_\_\_

**Results:**

Ethanol

FID1

FID2

Aliquot 1:

0.2063

Aliquot 1:

0.2063

Aliquot 2:

0.2206

Aliquot 2:

0.2204

**Reported Result:** 0.213 g/100 mL

**Reported UM:** 0.031 g/100 mL

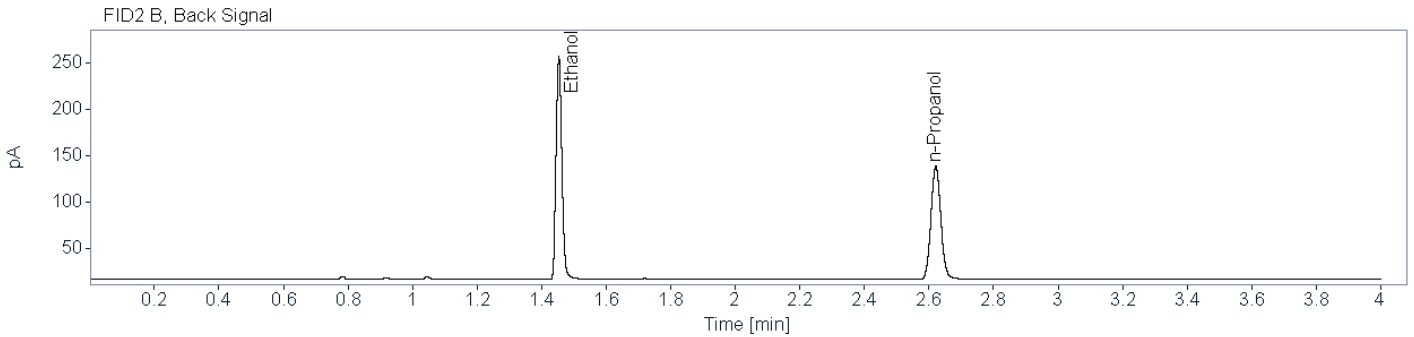
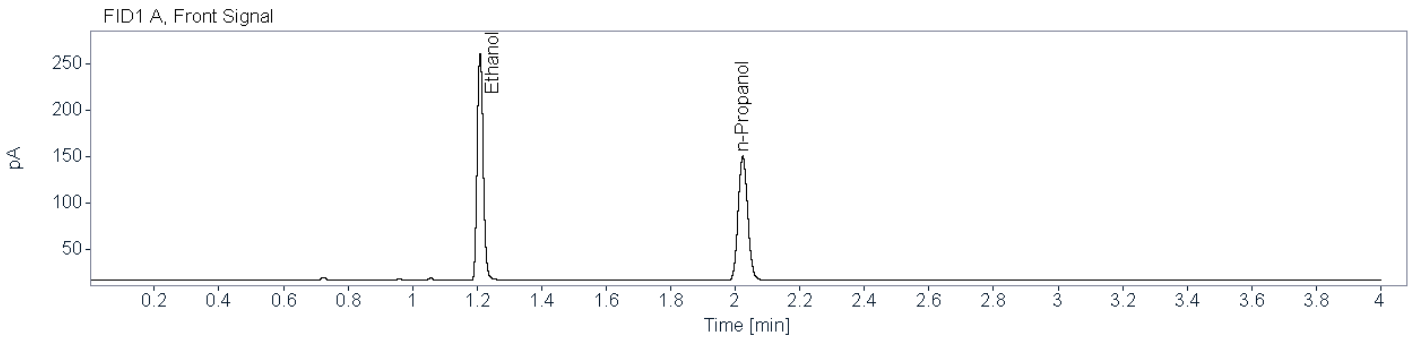
**Comments:**

**Total Number of Printed Examination Pages:** 0



**Brazoria County Sheriff's Office Crime Lab**  
**Toxicology**  
**Ethanol Analysis**

**Sample Name:** BCCL-24-0911 001 (24-1235)    **Description:** Alq 1    **Sample Barcode:** 24-1235    **Vial Number:** 18  
**Instrument:** BAC 1    **Acq. Method:** BAC.M    **Injection Date:** 5/29/2024 12:42:03 PM  
**Data File:** C:\Chem32\1\Data\2024\BAC\_20240529\_KB 2024-05-29 11-03-59\018F1801.D



**Name** FID1A

Compound	Peak Symmetry	RT [min]	Expected RT[min]	Area	Concentration [g/100 mL]
Ethanol	0.86490	1.209	1.209	317.3517	0.2063
n-Propanol	0.87461	2.023	2.023	273.7804	0.0100

**Name** FID2B

Compound	Peak Symmetry	RT [min]	Expected RT[min]	Area	Concentration [g/100 mL]
Ethanol	0.85307	1.453	1.454	300.2174	0.2063
n-Propanol	0.91750	2.621	2.621	256.7228	0.0100

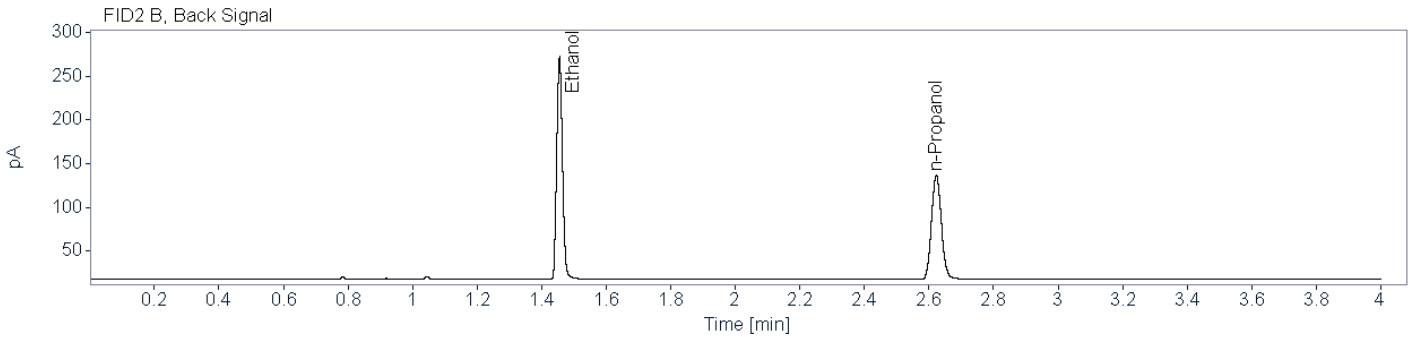
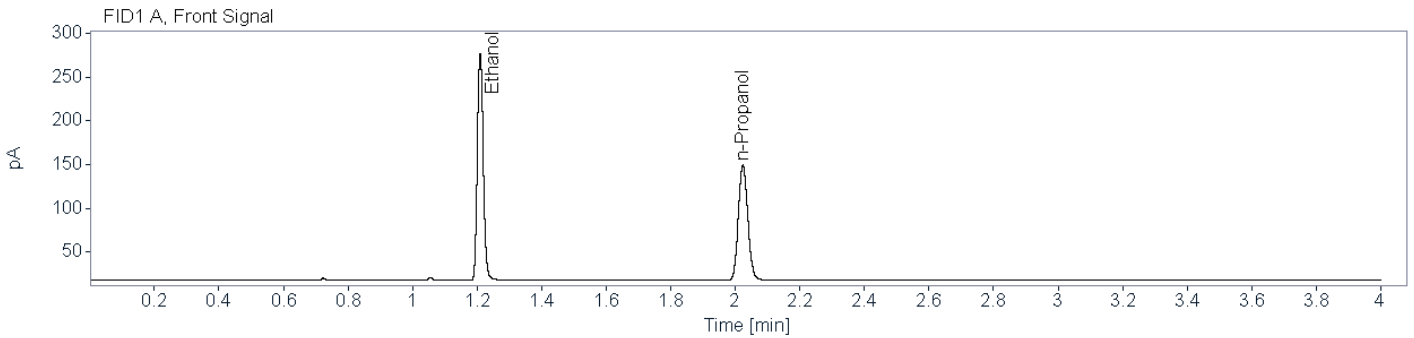


# Brazoria County Sheriff's Office Crime Lab

## Toxicology

### Ethanol Analysis

**Sample Name:** BCCL-24-0911 001 (24-1287)   
**Description:** Alq 2   
**Sample Barcode:** 24-1287   
**Vial Number:** 70  
**Instrument:** BAC 1   
**Acq. Method:** BAC.M   
**Injection Date:** 5/29/2024 5:13:10 PM  
**Data File:** C:\Chem32\1\Data\2024\BAC\_20240529\_KB 2024-05-29 11-03-59\070F7001.D



**Name** FID1A

Compound	Peak Symmetry	RT [min]	Expected RT[min]	Area	Concentration [g/100 mL]
Ethanol	0.86780	1.210	1.209	332.6497	0.2206
n-Propanol	0.86632	2.023	2.023	268.3329	0.0100

**Name** FID2B

Compound	Peak Symmetry	RT [min]	Expected RT[min]	Area	Concentration [g/100 mL]
Ethanol	0.86672	1.455	1.454	314.3841	0.2204
n-Propanol	0.90957	2.623	2.621	251.5005	0.0100



# Brazoria County Crime Laboratory

Toxicology

## Ethanol Confirmation Worksheet

**Lab Number:**

BCCL-24-0912 001

**Batch Name:** BAC\_20240529\_KB

**Instrument:** BAC-1

**Analyst:** Kayla M. Baylor

**Specimen type:**



Blood



Liquid



Other: \_\_\_\_\_

**Results:**

Ethanol

FID1

FID2

Aliquot 1:

0.1792

Aliquot 1:

0.1793

Aliquot 2:

0.1775

Aliquot 2:

0.1772

**Reported Result:** 0.178 g/100 mL

**Reported UM:** 0.026 g/100 mL

**Comments:**

**Total Number of Printed Examination Pages:** 0

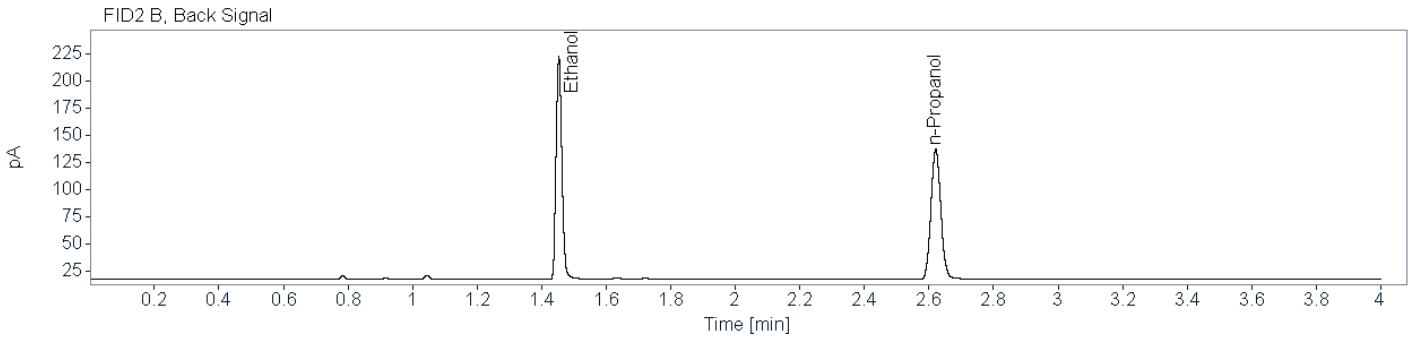
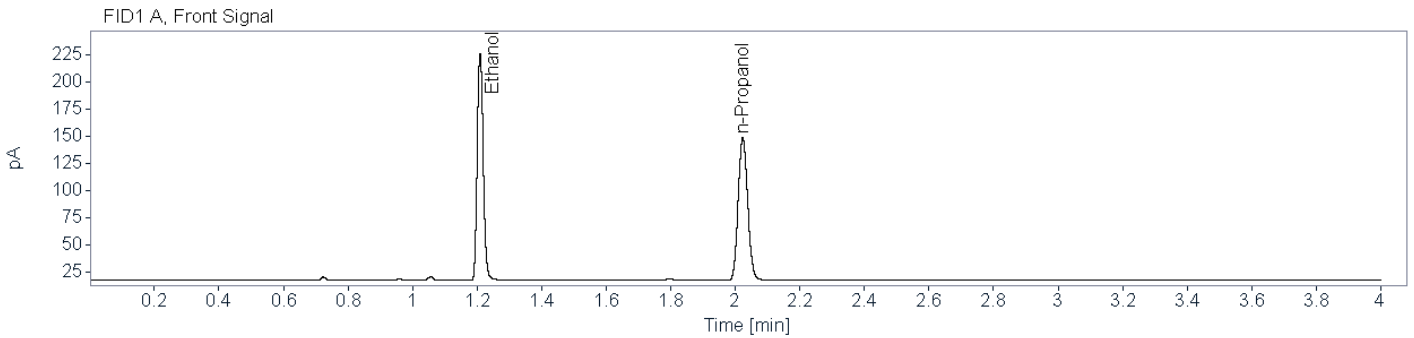


# Brazoria County Sheriff's Office Crime Lab

## Toxicology

### Ethanol Analysis

**Sample Name:** BCCL-24-0912 001 (24-1236)    **Description:** Alq 1    **Sample Barcode:** 24-1236    **Vial Number:** 19  
**Instrument:** BAC 1    **Acq. Method:** BAC.M    **Injection Date:** 5/29/2024 12:47:43 PM  
**Data File:** C:\Chem32\1\Data\2024\BAC\_20240529\_KB 2024-05-29 11-03-59\019F1901.D



**Name** FID1A

Compound	Peak Symmetry	RT [min]	Expected RT[min]	Area	Concentration [g/100 mL]
Ethanol	0.85733	1.209	1.209	272.1401	0.1792
n-Propanol	0.87043	2.023	2.023	270.4544	0.0100

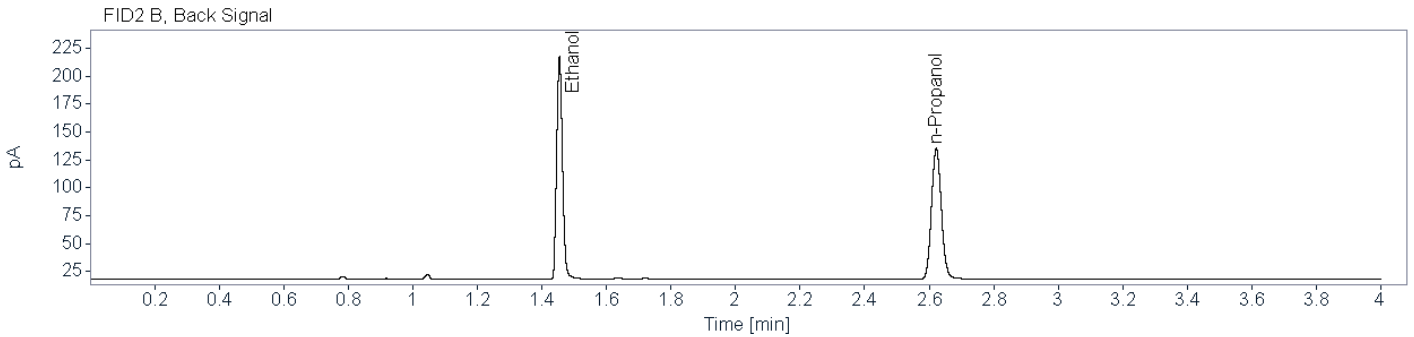
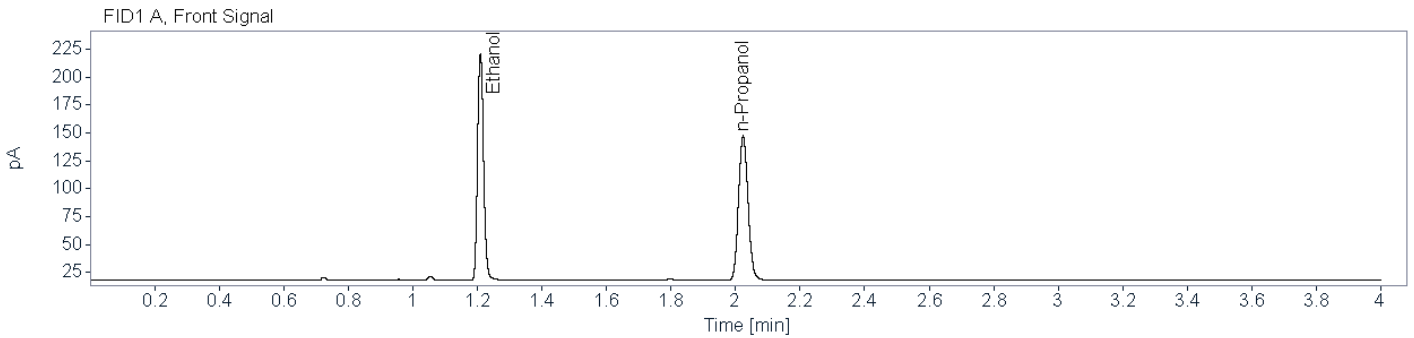
**Name** FID2B

Compound	Peak Symmetry	RT [min]	Expected RT[min]	Area	Concentration [g/100 mL]
Ethanol	0.84174	1.454	1.454	257.3016	0.1793
n-Propanol	0.90893	2.621	2.621	253.3002	0.0100



**Brazoria County Sheriff's Office Crime Lab**  
**Toxicology**  
**Ethanol Analysis**

**Sample Name:** BCCL-24-0912 001 (24-1286)    **Description:** Alq 2    **Sample Barcode:** 24-1286    **Vial Number:** 69  
**Instrument:** BAC 1    **Acq. Method:** BAC.M    **Injection Date:** 5/29/2024 5:07:44 PM  
**Data File:** C:\Chem32\1\Data\2024\BAC\_20240529\_KB 2024-05-29 11-03-59\069F6901.D



**Name** FID1A

Compound	Peak Symmetry	RT [min]	Expected RT[min]	Area	Concentration [g/100 mL]
Ethanol	0.84598	1.210	1.209	264.5733	0.1775
n-Propanol	0.88250	2.023	2.023	265.4465	0.0100

**Name** FID2B

Compound	Peak Symmetry	RT [min]	Expected RT[min]	Area	Concentration [g/100 mL]
Ethanol	0.85164	1.454	1.454	249.6017	0.1772
n-Propanol	0.90857	2.622	2.621	248.6373	0.0100



# Brazoria County Crime Laboratory

Toxicology

## Ethanol Confirmation Worksheet

**Lab Number:**

BCCL-24-0930 001

**Batch Name:** BAC\_20240529\_KB

**Instrument:** BAC-1

**Analyst:** Kayla M. Baylor

**Specimen type:**



Blood



Liquid



Other: \_\_\_\_\_

**Results:**

Ethanol

FID1

FID2

Aliquot 1:

0.2292

Aliquot 1:

0.2291

Aliquot 2:

0.2341

Aliquot 2:

0.2342

**Reported Result:** 0.231 g/100 mL

**Reported UM:** 0.033 g/100 mL

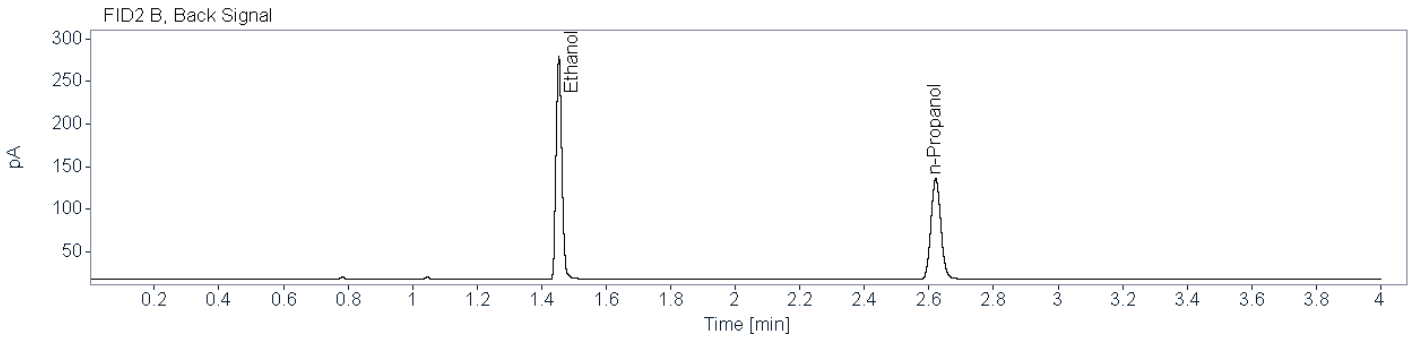
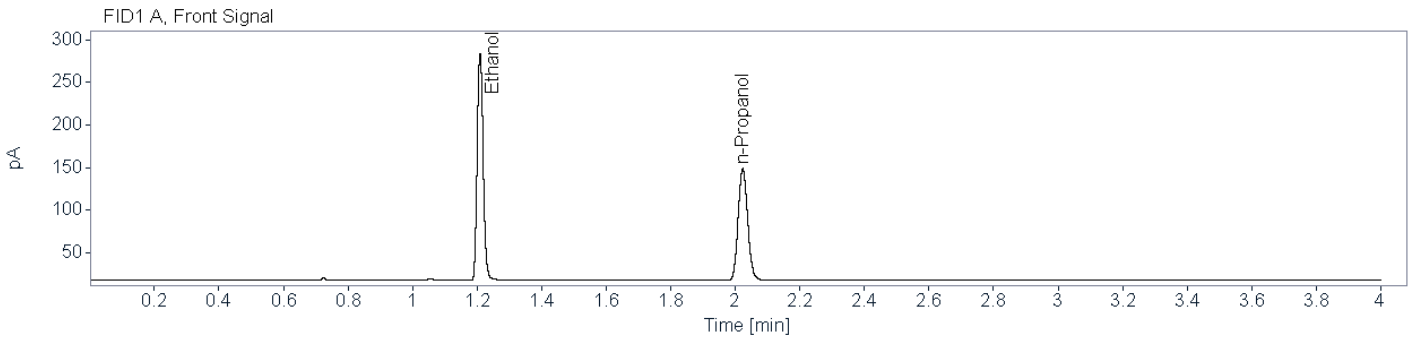
**Comments:**

**Total Number of Printed Examination Pages:** 0



**Brazoria County Sheriff's Office Crime Lab**  
**Toxicology**  
**Ethanol Analysis**

**Sample Name:** BCCL-24-0930 001 (24-1237)    **Description:** Alq 1    **Sample Barcode:** 24-1237    **Vial Number:** 20  
**Instrument:** BAC 1    **Acq. Method:** BAC.M    **Injection Date:** 5/29/2024 12:52:27 PM  
**Data File:** C:\Chem32\1\Data\2024\BAC\_20240529\_KB 2024-05-29 11-03-59\020F2001.D



**Name** FID1A

Compound	Peak Symmetry	RT [min]	Expected RT[min]	Area	Concentration [g/100 mL]
Ethanol	0.86500	1.209	1.209	346.0185	0.2292
n-Propanol	0.87001	2.023	2.023	268.6919	0.0100

**Name** FID2B

Compound	Peak Symmetry	RT [min]	Expected RT[min]	Area	Concentration [g/100 mL]
Ethanol	0.86219	1.454	1.454	326.8994	0.2291
n-Propanol	0.91786	2.621	2.621	251.5640	0.0100



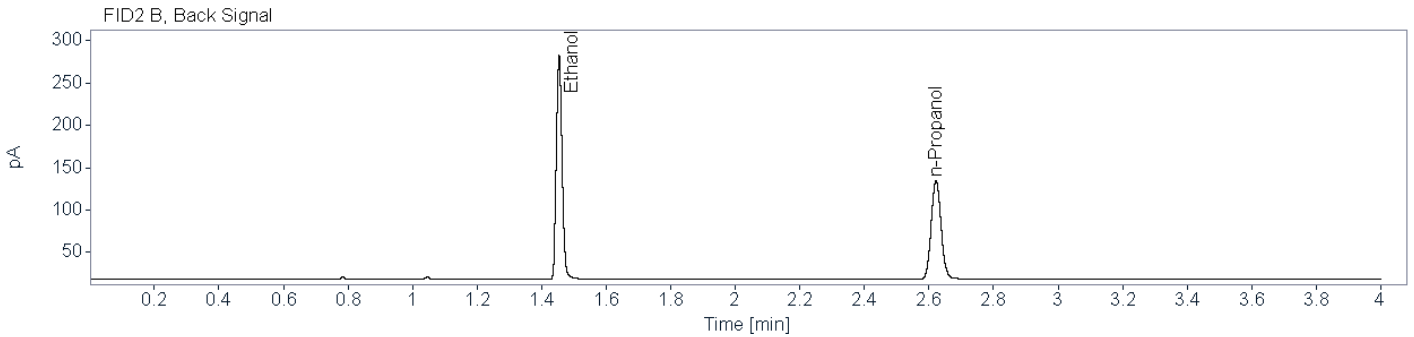
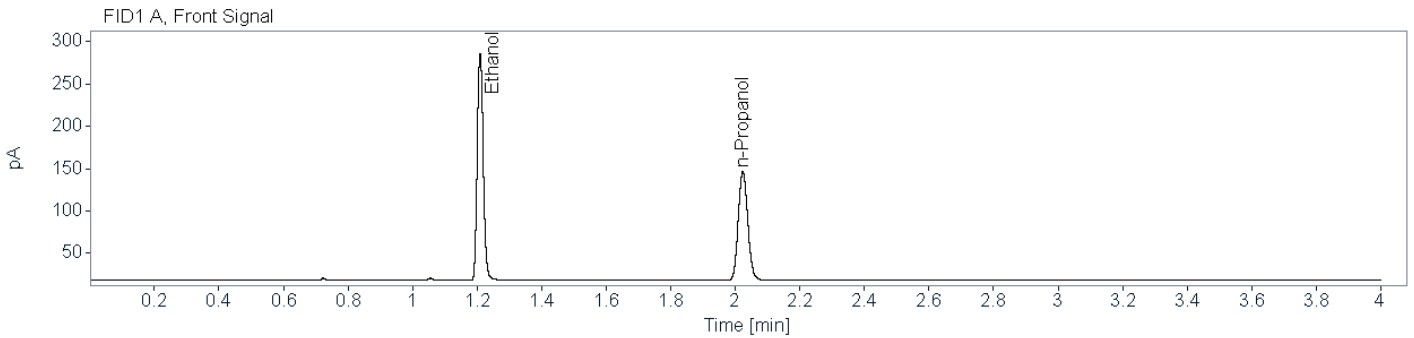


# Brazoria County Sheriff's Office Crime Lab

## Toxicology

### Ethanol Analysis

**Sample Name:** BCCL-24-0930 001 (24-1285)   
**Description:** Alq 2   
**Sample Barcode:** 24-1285   
**Vial Number:** 68  
**Instrument:** BAC 1   
**Acq. Method:** BAC.M   
**Injection Date:** 5/29/2024 5:02:47 PM  
**Data File:** C:\Chem32\1\Data\2024\BAC\_20240529\_KB 2024-05-29 11-03-59\068F6801.D



**Name** FID1A

Compound	Peak Symmetry	RT [min]	Expected RT[min]	Area	Concentration [g/100 mL]
Ethanol	0.86506	1.209	1.209	347.7768	0.2341
n-Propanol	0.86566	2.023	2.023	264.3142	0.0100

**Name** FID2B

Compound	Peak Symmetry	RT [min]	Expected RT[min]	Area	Concentration [g/100 mL]
Ethanol	0.87462	1.454	1.454	329.0225	0.2342
n-Propanol	0.90718	2.622	2.621	247.7333	0.0100



# Brazoria County Crime Laboratory

Toxicology

## Ethanol Confirmation Worksheet

**Lab Number:**

BCCL-24-0931 001

**Batch Name:** BAC\_20240529\_KB

**Instrument:** BAC-1

**Analyst:** Kayla M. Baylor

**Specimen type:**



Blood



Liquid



Other: \_\_\_\_\_

**Results:**

Ethanol

FID1

FID2

Aliquot 1:

0.2456

Aliquot 1:

0.2459

Aliquot 2:

0.2397

Aliquot 2:

0.2394

**Reported Result:** 0.242 g/100 mL

**Reported UM:** 0.035 g/100 mL

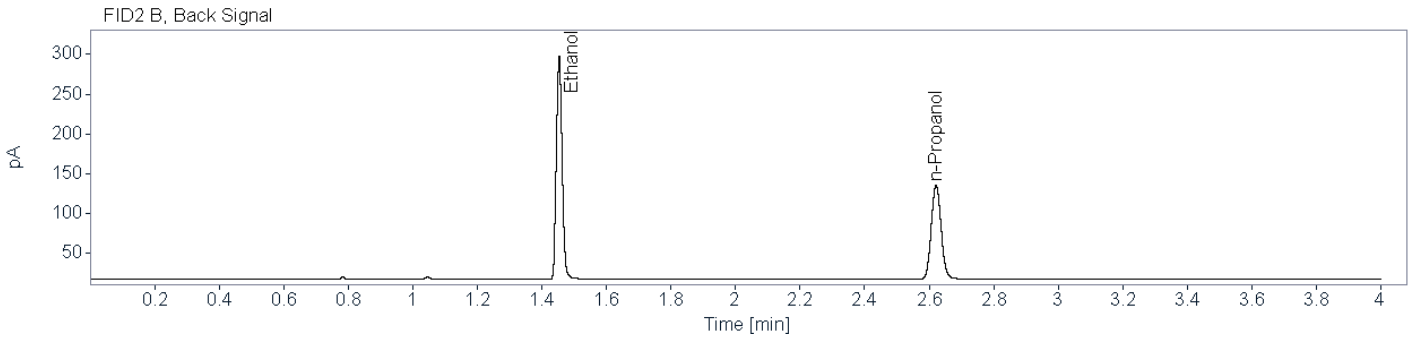
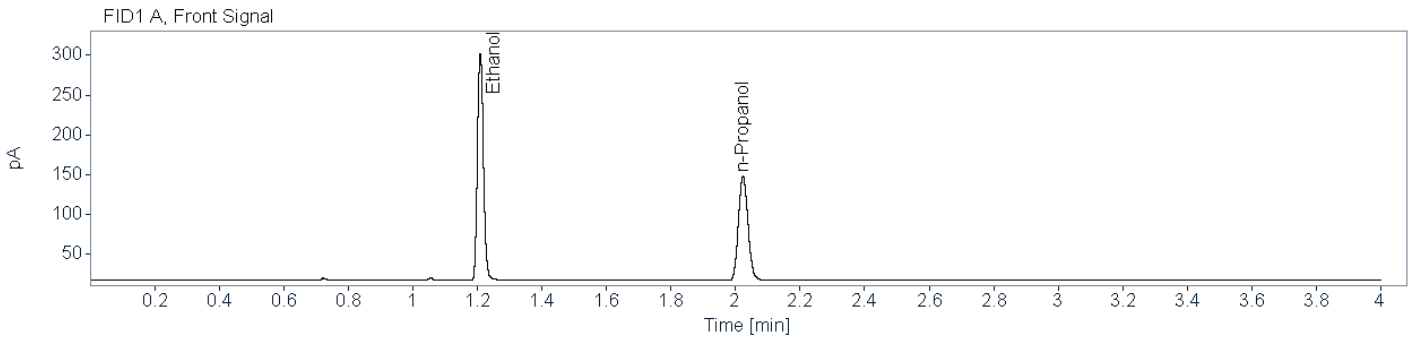
**Comments:**

**Total Number of Printed Examination Pages:** 0



**Brazoria County Sheriff's Office Crime Lab**  
**Toxicology**  
**Ethanol Analysis**

**Sample Name:** BCCL-24-0931 001 (24-1238)    **Description:** Alq 1    **Sample Barcode:** 24-1238    **Vial Number:** 21  
**Instrument:** BAC 1    **Acq. Method:** BAC.M    **Injection Date:** 5/29/2024 12:58:08 PM  
**Data File:** C:\Chem32\1\Data\2024\BAC\_20240529\_KB 2024-05-29 11-03-59\021F2101.D




**Name** FID1A

Compound	Peak Symmetry	RT [min]	Expected RT[min]	Area	Concentration [g/100 mL]
Ethanol	0.85474	1.209	1.209	370.1042	0.2456
n-Propanol	0.87147	2.023	2.023	268.0728	0.0100

**Name** FID2B

Compound	Peak Symmetry	RT [min]	Expected RT[min]	Area	Concentration [g/100 mL]
Ethanol	0.87835	1.454	1.454	350.1145	0.2459
n-Propanol	0.90717	2.621	2.621	251.0245	0.0100

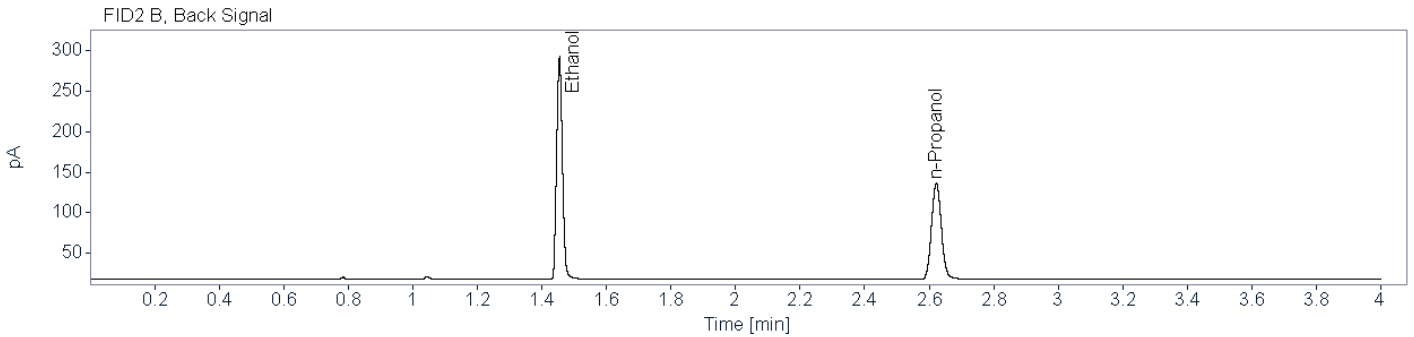
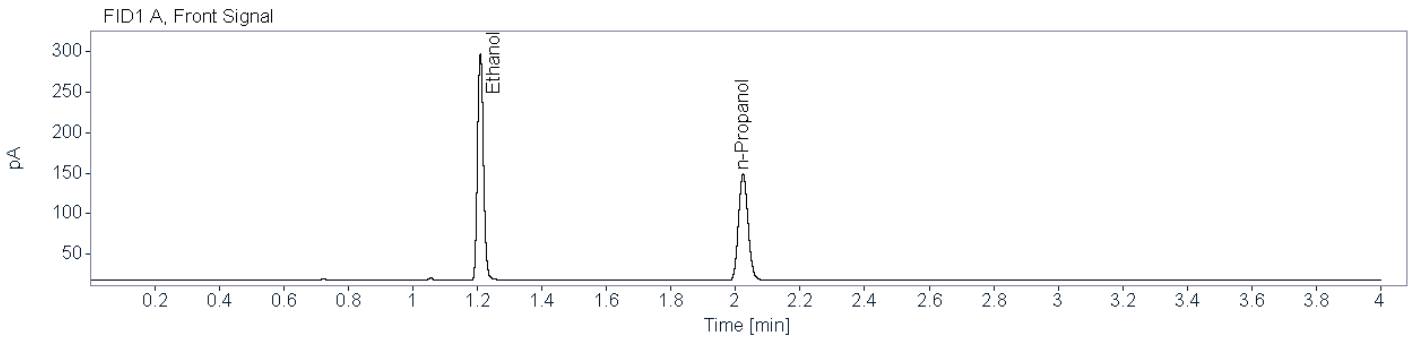


# Brazoria County Sheriff's Office Crime Lab

## Toxicology

### Ethanol Analysis

**Sample Name:** BCCL-24-0931 001 (24-1284)   
**Description:** Alq 2   
**Sample Barcode:** 24-1284   
**Vial Number:** 67  
**Instrument:** BAC 1   
**Acq. Method:** BAC.M   
**Injection Date:** 5/29/2024 4:57:20 PM  
**Data File:** C:\Chem32\1\Data\2024\BAC\_20240529\_KB 2024-05-29 11-03-59\067F6701.D



**Name** FID1A

Compound	Peak Symmetry	RT [min]	Expected RT[min]	Area	Concentration [g/100 mL]
Ethanol	0.85578	1.209	1.209	361.5937	0.2397
n-Propanol	0.87525	2.023	2.023	268.4617	0.0100

**Name** FID2B

Compound	Peak Symmetry	RT [min]	Expected RT[min]	Area	Concentration [g/100 mL]
Ethanol	0.87236	1.454	1.454	341.4481	0.2394
n-Propanol	0.91235	2.622	2.621	251.4707	0.0100



# Brazoria County Crime Laboratory

Toxicology

## Ethanol Confirmation Worksheet

**Lab Number:**

BCCL-24-0932 001

**Batch Name:** BAC\_20240529\_KB

**Instrument:** BAC-1

**Analyst:** Kayla M. Baylor

**Specimen type:**



Blood



Liquid



Other: \_\_\_\_\_

**Results:**

Ethanol

FID1

FID2

Aliquot 1:

0.1693

Aliquot 1:

0.1697

Aliquot 2:

0.1704

Aliquot 2:

0.1701

**Reported Result:** 0.169 g/100 mL

**Reported UM:** 0.024 g/100 mL

**Comments:**

**Total Number of Printed Examination Pages:** 0

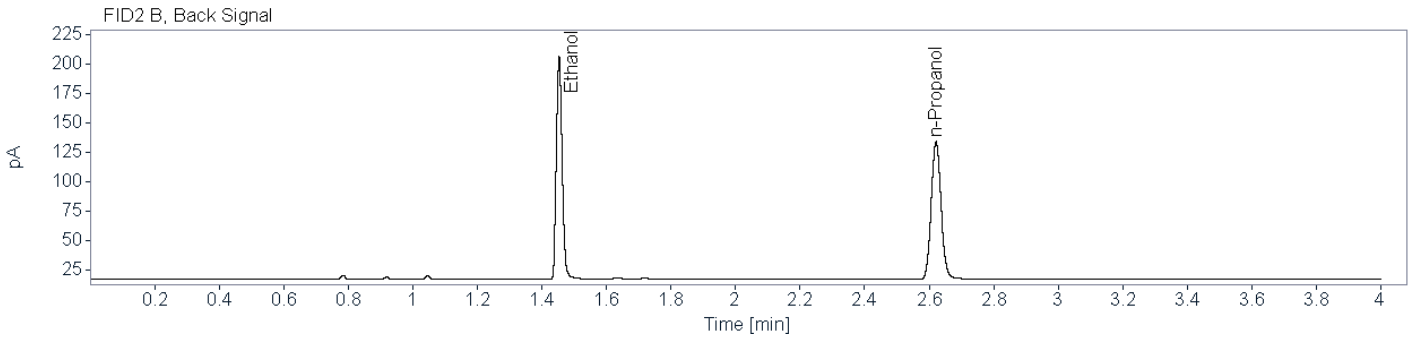
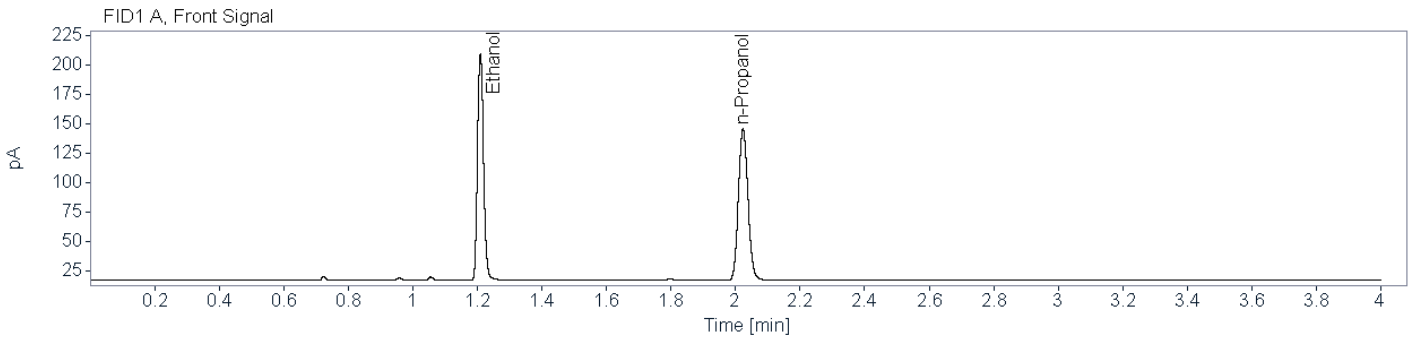


# Brazoria County Sheriff's Office Crime Lab

## Toxicology

### Ethanol Analysis

**Sample Name:** BCCL-24-0932 001 (24-1240)    **Description:** Alq 1    **Sample Barcode:** 24-1240    **Vial Number:** 23  
**Instrument:** BAC 1    **Acq. Method:** BAC.M    **Injection Date:** 5/29/2024 1:08:32 PM  
**Data File:** C:\Chem32\1\Data\2024\BAC\_20240529\_KB 2024-05-29 11-03-59\023F2301.D



**Name** FID1A

Compound	Peak Symmetry	RT [min]	Expected RT[min]	Area	Concentration [g/100 mL]
Ethanol	0.84226	1.209	1.209	250.4213	0.1693
n-Propanol	0.87605	2.023	2.023	263.5599	0.0100

**Name** FID2B

Compound	Peak Symmetry	RT [min]	Expected RT[min]	Area	Concentration [g/100 mL]
Ethanol	0.84925	1.454	1.454	237.0530	0.1697
n-Propanol	0.90704	2.621	2.621	246.6361	0.0100

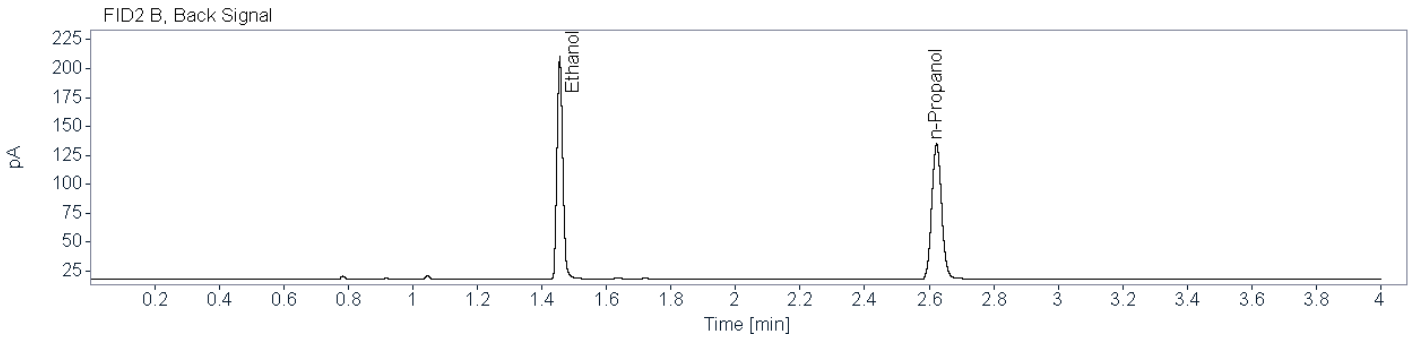
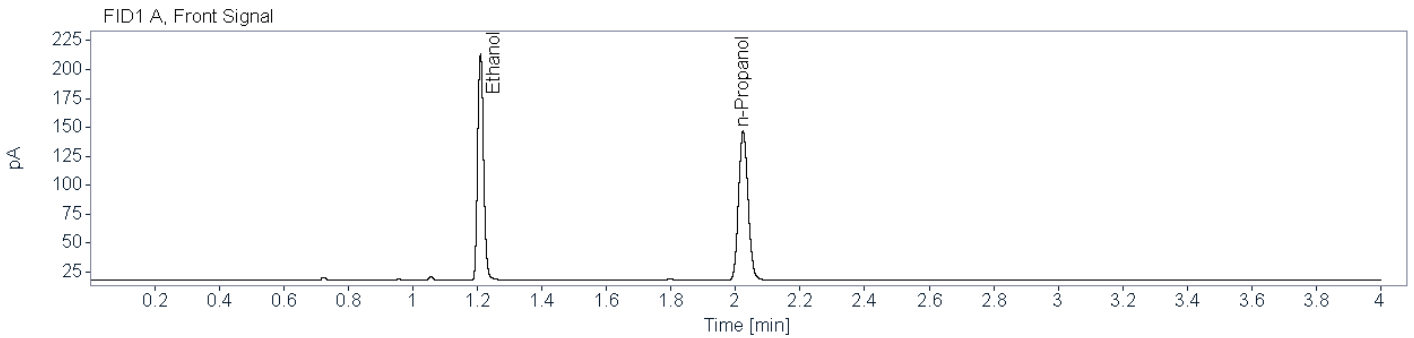


# Brazoria County Sheriff's Office Crime Lab

## Toxicology

### Ethanol Analysis

**Sample Name:** BCCL-24-0932 001 (24-1282)    **Description:** Alq 2    **Sample Barcode:** 24-1282    **Vial Number:** 65  
**Instrument:** BAC 1    **Acq. Method:** BAC.M    **Injection Date:** 5/29/2024 4:46:56 PM  
**Data File:** C:\Chem32\1\Data\2024\BAC\_20240529\_KB 2024-05-29 11-03-59\065F6501.D



**Name** FID1A

Compound	Peak Symmetry	RT [min]	Expected RT[min]	Area	Concentration [g/100 mL]
Ethanol	0.84875	1.210	1.209	252.3639	0.1704
n-Propanol	0.87511	2.023	2.023	263.8497	0.0100

**Name** FID2B

Compound	Peak Symmetry	RT [min]	Expected RT[min]	Area	Concentration [g/100 mL]
Ethanol	0.85328	1.455	1.454	237.9797	0.1701
n-Propanol	0.90253	2.623	2.621	247.0464	0.0100



# Brazoria County Crime Laboratory

Toxicology

## Ethanol Confirmation Worksheet

**Lab Number:**

BCCL-24-0933 001

**Batch Name:** BAC\_20240529\_KB

**Instrument:** BAC-1

**Analyst:** Kayla M. Baylor

**Specimen type:**



Blood



Liquid



Other: \_\_\_\_\_

**Results:**

Ethanol

FID1

FID2

Aliquot 1:

0.1651

Aliquot 1:

0.1654

Aliquot 2:

0.1619

Aliquot 2:

0.1615

**Reported Result:** 0.163 g/100 mL

**Reported UM:** 0.023 g/100 mL

**Comments:**

**Total Number of Printed Examination Pages:** 0



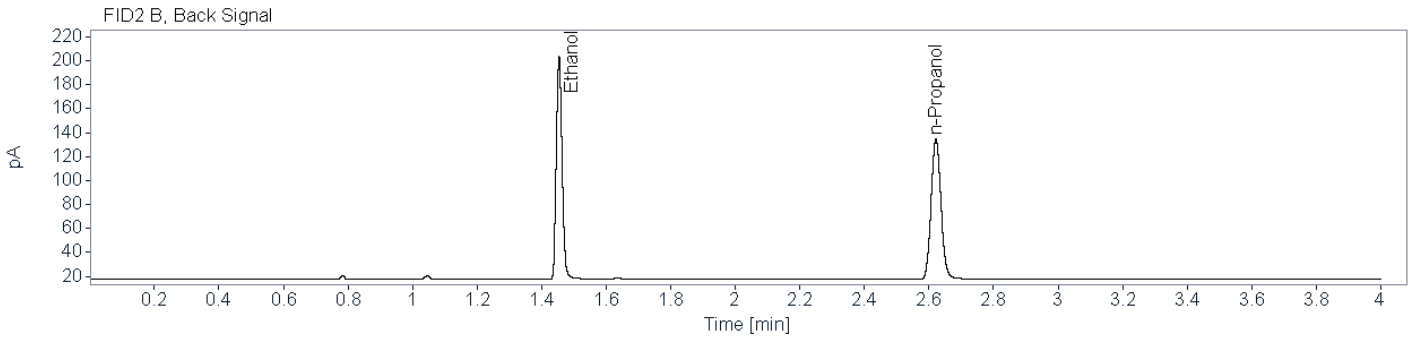
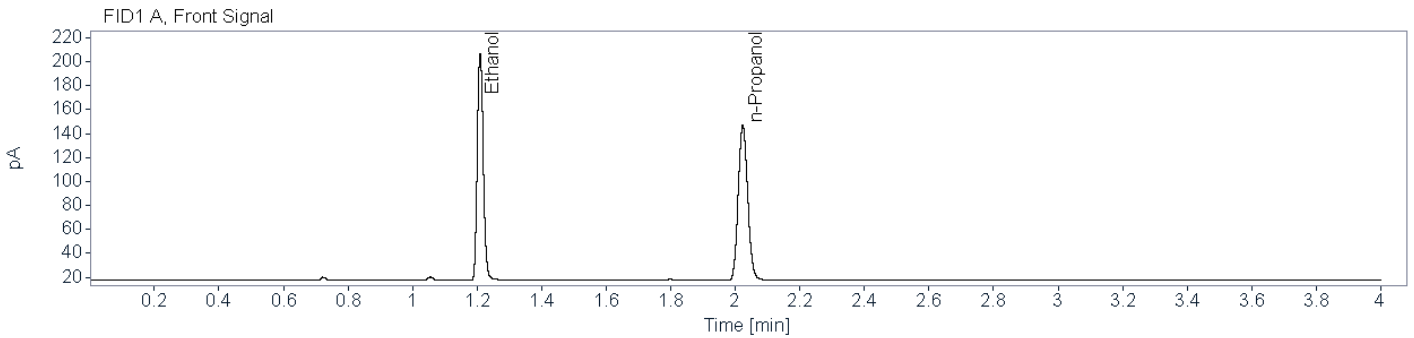


# Brazoria County Sheriff's Office Crime Lab

## Toxicology

### Ethanol Analysis

**Sample Name:** BCCL-24-0933 001 (24-1241)    **Description:** Alq 1    **Sample Barcode:** 24-1241    **Vial Number:** 24  
**Instrument:** BAC 1    **Acq. Method:** BAC.M    **Injection Date:** 5/29/2024 1:13:15 PM  
**Data File:** C:\Chem32\1\Data\2024\BAC\_20240529\_KB 2024-05-29 11-03-59\024F2401.D



**Name** FID1A

Compound	Peak Symmetry	RT [min]	Expected RT[min]	Area	Concentration [g/100 mL]
Ethanol	0.85397	1.209	1.209	245.7829	0.1651
n-Propanol	0.87333	2.023	2.023	265.1647	0.0100

**Name** FID2B

Compound	Peak Symmetry	RT [min]	Expected RT[min]	Area	Concentration [g/100 mL]
Ethanol	0.84985	1.454	1.454	232.4284	0.1654
n-Propanol	0.90400	2.622	2.621	248.1778	0.0100

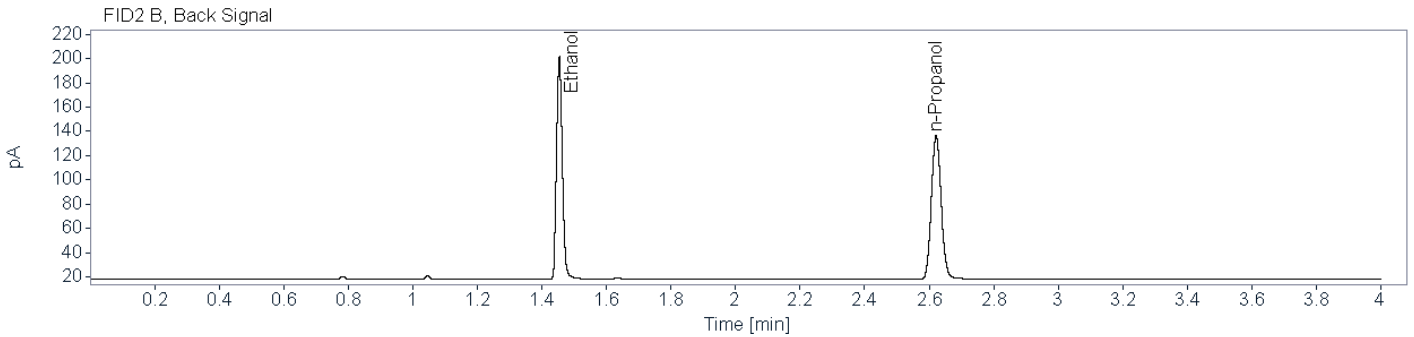
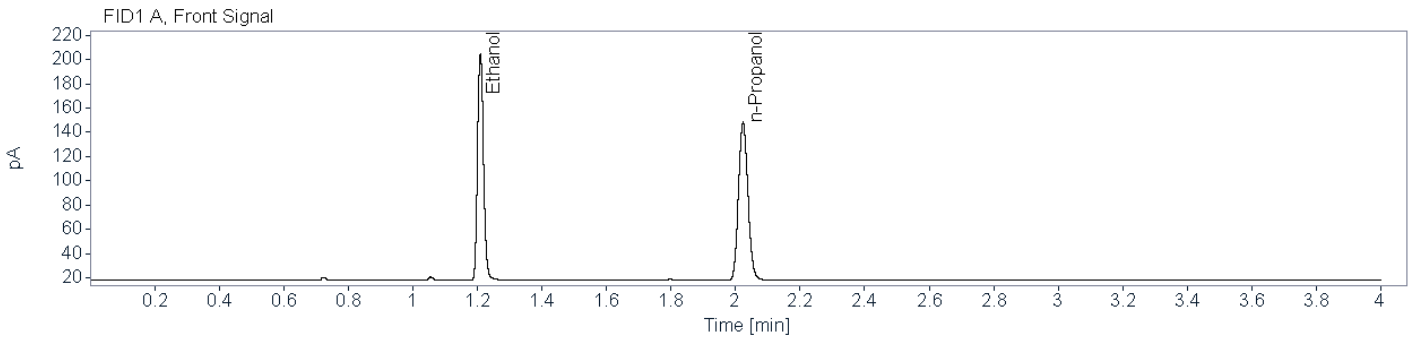


# Brazoria County Sheriff's Office Crime Lab

## Toxicology

### Ethanol Analysis

**Sample Name:** BCCL-24-0933 001 (24-1281)    **Description:** Alq 2    **Sample Barcode:** 24-1281    **Vial Number:** 64  
**Instrument:** BAC 1    **Acq. Method:** BAC.M    **Injection Date:** 5/29/2024 4:41:59 PM  
**Data File:** C:\Chem32\1\Data\2024\BAC\_20240529\_KB 2024-05-29 11-03-59\064F6401.D



**Name** FID1A

Compound	Peak Symmetry	RT [min]	Expected RT[min]	Area	Concentration [g/100 mL]
Ethanol	0.83907	1.209	1.209	242.6767	0.1619
n-Propanol	0.86916	2.023	2.023	267.0694	0.0100

**Name** FID2B

Compound	Peak Symmetry	RT [min]	Expected RT[min]	Area	Concentration [g/100 mL]
Ethanol	0.84332	1.454	1.454	228.7862	0.1615
n-Propanol	0.90415	2.622	2.621	250.2033	0.0100



# Brazoria County Crime Laboratory

Toxicology

## Ethanol Confirmation Worksheet

**Lab Number:**

BCCL-24-0937 001

**Batch Name:** BAC\_20240529\_KB

**Instrument:** BAC-1

**Analyst:** Kayla M. Baylor

**Specimen type:**



Blood



Liquid



Other: \_\_\_\_\_

**Results:**

Ethanol

FID1

FID2

Aliquot 1:

0.0733

Aliquot 1:

0.0732

Aliquot 2:

0.0781

Aliquot 2:

0.0778

**Reported Result:** 0.075 g/100 mL

**Reported UM:** 0.011 g/100 mL

**Comments:**

**Total Number of Printed Examination Pages:** 0

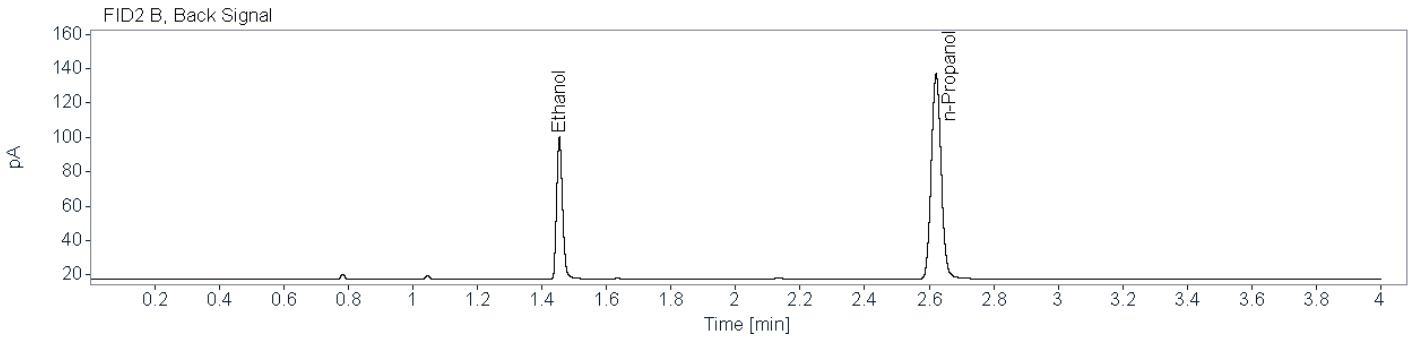
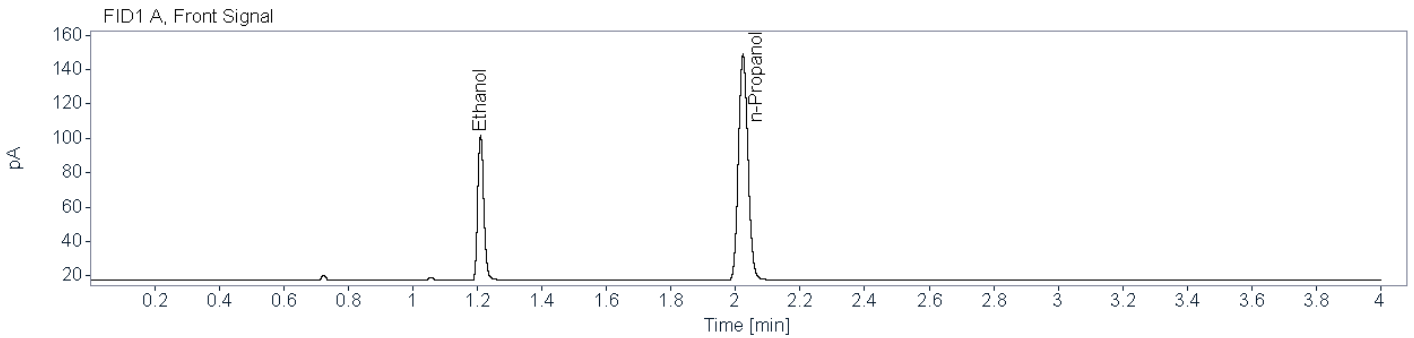


# Brazoria County Sheriff's Office Crime Lab

## Toxicology

### Ethanol Analysis

**Sample Name:** BCCL-24-0937 001 (24-1242)    **Description:** Alq 1    **Sample Barcode:** 24-1242    **Vial Number:** 25  
**Instrument:** BAC 1    **Acq. Method:** BAC.M    **Injection Date:** 5/29/2024 1:18:56 PM  
**Data File:** C:\Chem32\1\Data\2024\BAC\_20240529\_KB 2024-05-29 11-03-59\025F2501.D



**Name** FID1A

Compound	Peak Symmetry	RT [min]	Expected RT[min]	Area	Concentration [g/100 mL]
Ethanol	0.82795	1.210	1.209	110.5073	0.0733
n-Propanol	0.87407	2.023	2.023	269.7498	0.0100

**Name** FID2B

Compound	Peak Symmetry	RT [min]	Expected RT[min]	Area	Concentration [g/100 mL]
Ethanol	0.80746	1.454	1.454	104.0819	0.0732
n-Propanol	0.90290	2.621	2.621	252.5280	0.0100

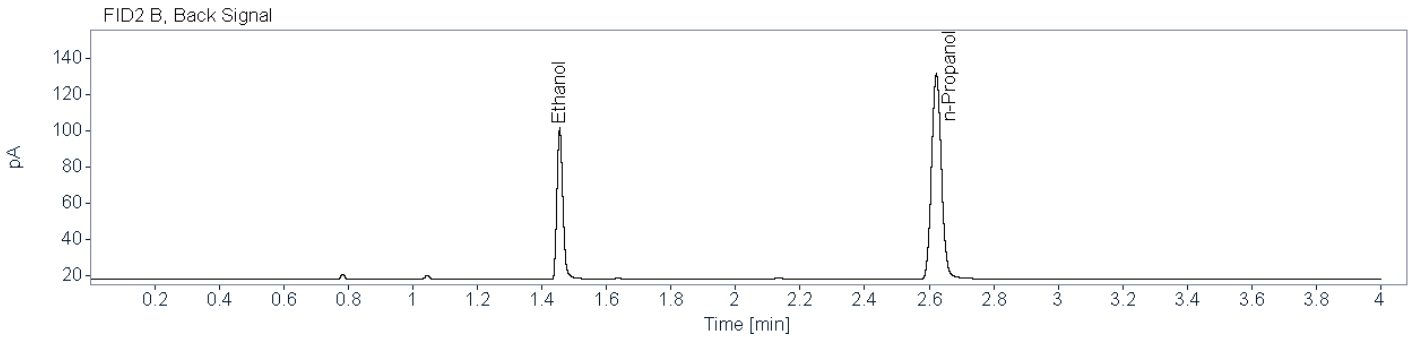
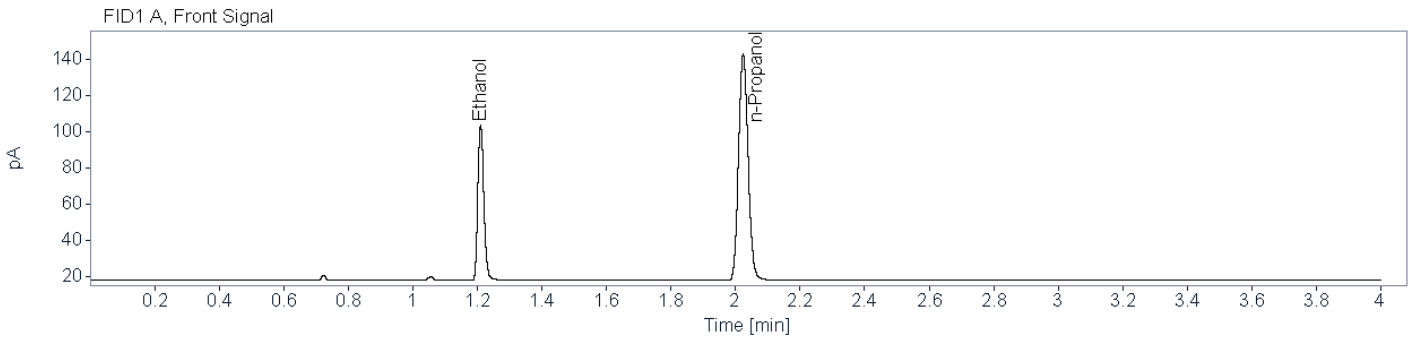


# Brazoria County Sheriff's Office Crime Lab

## Toxicology

### Ethanol Analysis

**Sample Name:** BCCL-24-0937 001 (24-1280)    **Description:** Alq 2    **Sample Barcode:** 24-1280    **Vial Number:** 63  
**Instrument:** BAC 1    **Acq. Method:** BAC.M    **Injection Date:** 5/29/2024 4:36:32 PM  
**Data File:** C:\Chem32\1\Data\2024\BAC\_20240529\_KB 2024-05-29 11-03-59\063F6301.D



**Name** FID1A

Compound	Peak Symmetry	RT [min]	Expected RT[min]	Area	Concentration [g/100 mL]
Ethanol	0.83208	1.210	1.209	111.5592	0.0781
n-Propanol	0.88010	2.024	2.023	255.5801	0.0100

**Name** FID2B

Compound	Peak Symmetry	RT [min]	Expected RT[min]	Area	Concentration [g/100 mL]
Ethanol	0.81159	1.455	1.454	104.7567	0.0778
n-Propanol	0.90280	2.622	2.621	239.2852	0.0100



# Brazoria County Crime Laboratory

Toxicology

## Ethanol Confirmation Worksheet

**Lab Number:**

BCCL-24-0942 001

**Batch Name:** BAC\_20240529\_KB

**Instrument:** BAC-1

**Analyst:** Kayla M. Baylor

**Specimen type:**



Blood



Liquid



Other: \_\_\_\_\_

**Results:**

Ethanol

FID1

FID2

Aliquot 1:

0.0807

Aliquot 1:

0.0808

Aliquot 2:

0.0846

Aliquot 2:

0.0841

**Reported Result:** 0.082 g/100 mL

**Reported UM:** 0.012 g/100 mL

**Comments:**

**Total Number of Printed Examination Pages:** 0

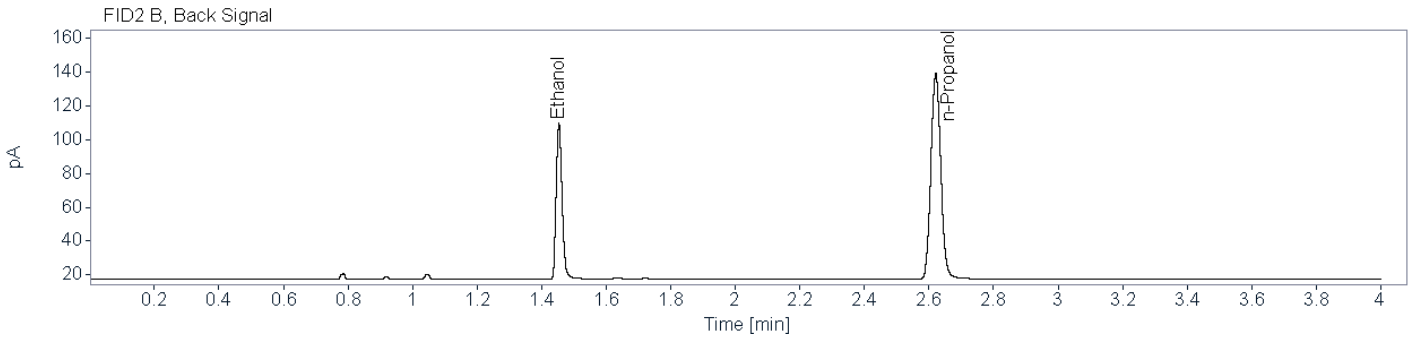
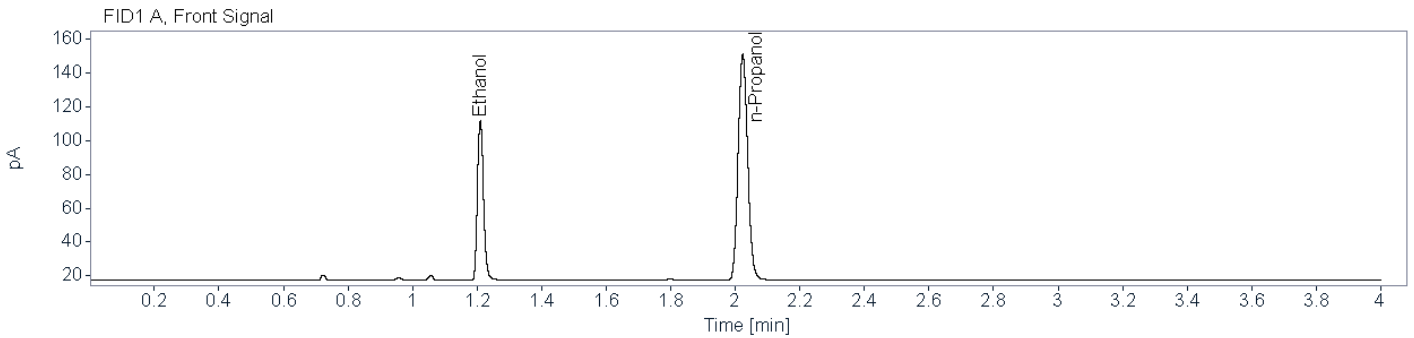


# Brazoria County Sheriff's Office Crime Lab

## Toxicology

### Ethanol Analysis

**Sample Name:** BCCL-24-0942 001 (24-1243)    **Description:** Alq 1    **Sample Barcode:** 24-1243    **Vial Number:** 26  
**Instrument:** BAC 1    **Acq. Method:** BAC.M    **Injection Date:** 5/29/2024 1:23:39 PM  
**Data File:** C:\Chem32\1\Data\2024\BAC\_20240529\_KB 2024-05-29 11-03-59\026F2601.D



**Name** FID1A

Compound	Peak Symmetry	RT [min]	Expected RT[min]	Area	Concentration [g/100 mL]
Ethanol	0.82160	1.210	1.209	124.1805	0.0807
n-Propanol	0.87253	2.023	2.023	275.3656	0.0100

**Name** FID2B

Compound	Peak Symmetry	RT [min]	Expected RT[min]	Area	Concentration [g/100 mL]
Ethanol	0.80547	1.454	1.454	117.4014	0.0808
n-Propanol	0.91582	2.621	2.621	257.9216	0.0100

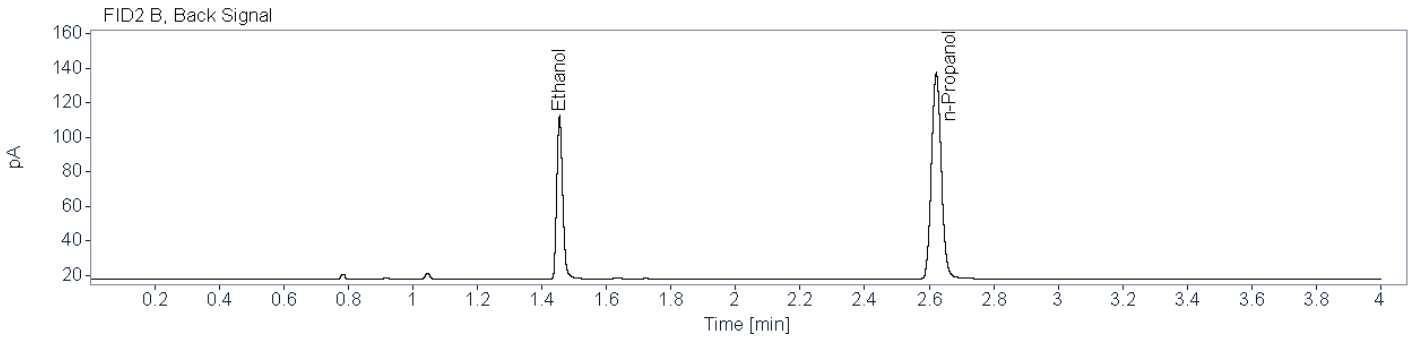
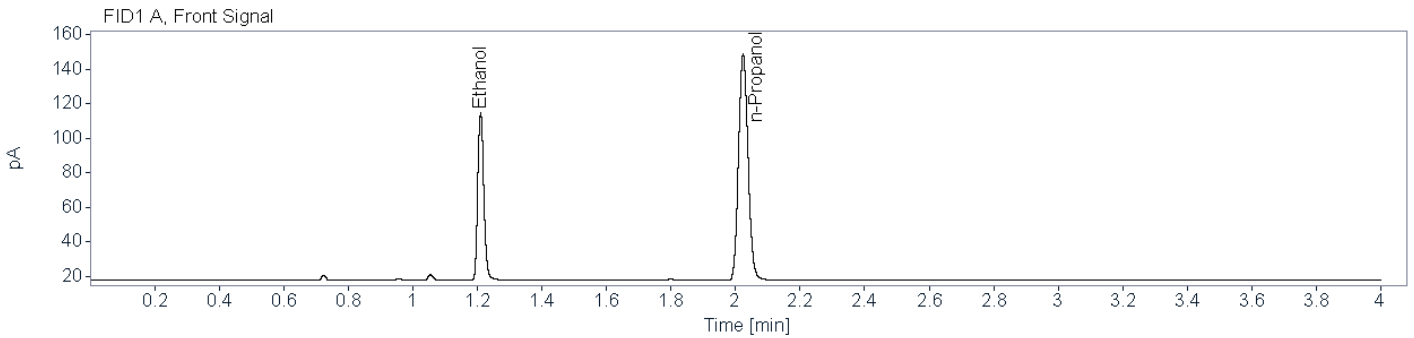


# Brazoria County Sheriff's Office Crime Lab

## Toxicology

### Ethanol Analysis

**Sample Name:** BCCL-24-0942 001 (24-1279)   
**Description:** Alq 2   
**Sample Barcode:** 24-1279   
**Vial Number:** 62  
**Instrument:** BAC 1   
**Acq. Method:** BAC.M   
**Injection Date:** 5/29/2024 4:31:34 PM  
**Data File:** C:\Chem32\1\Data\2024\BAC\_20240529\_KB 2024-05-29 11-03-59\062F6201.D



**Name** FID1A

Compound	Peak Symmetry	RT [min]	Expected RT[min]	Area	Concentration [g/100 mL]
Ethanol	0.83009	1.210	1.209	126.7526	0.0846
n-Propanol	0.87559	2.023	2.023	268.0380	0.0100

**Name** FID2B

Compound	Peak Symmetry	RT [min]	Expected RT[min]	Area	Concentration [g/100 mL]
Ethanol	0.81612	1.455	1.454	119.0774	0.0841
n-Propanol	0.90480	2.622	2.621	251.3834	0.0100





# Brazoria County Crime Laboratory

Toxicology

## Ethanol Confirmation Worksheet

**Lab Number:**

BCCL-24-0943 001

**Batch Name:** BAC\_20240529\_KB

**Instrument:** BAC-1

**Analyst:** Kayla M. Baylor

**Specimen type:**



Blood



Liquid



Other: \_\_\_\_\_

**Results:**

Ethanol

FID1

FID2

Aliquot 1:

0.2048

Aliquot 1:

0.2045

Aliquot 2:

0.2011

Aliquot 2:

0.2012

**Reported Result:** 0.202 g/100 mL

**Reported UM:** 0.029 g/100 mL

**Comments:**

**Total Number of Printed Examination Pages:** 0

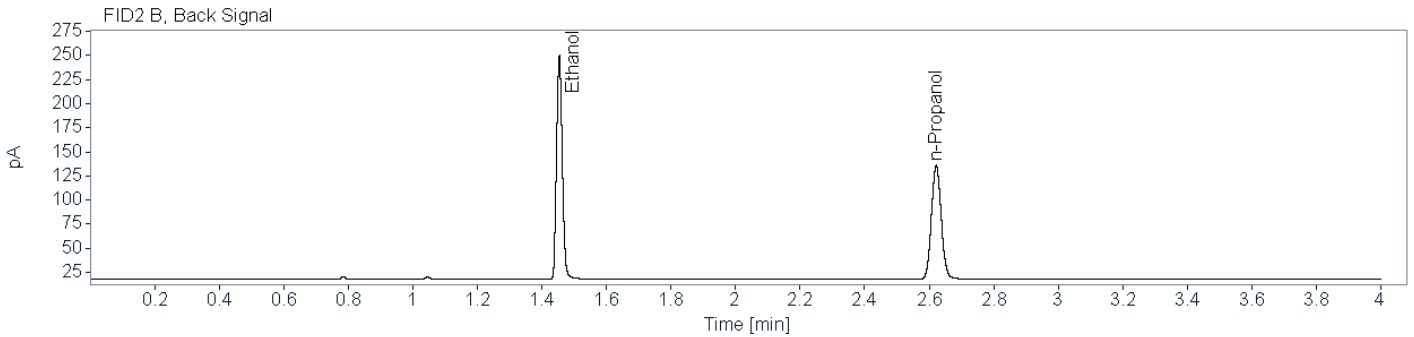
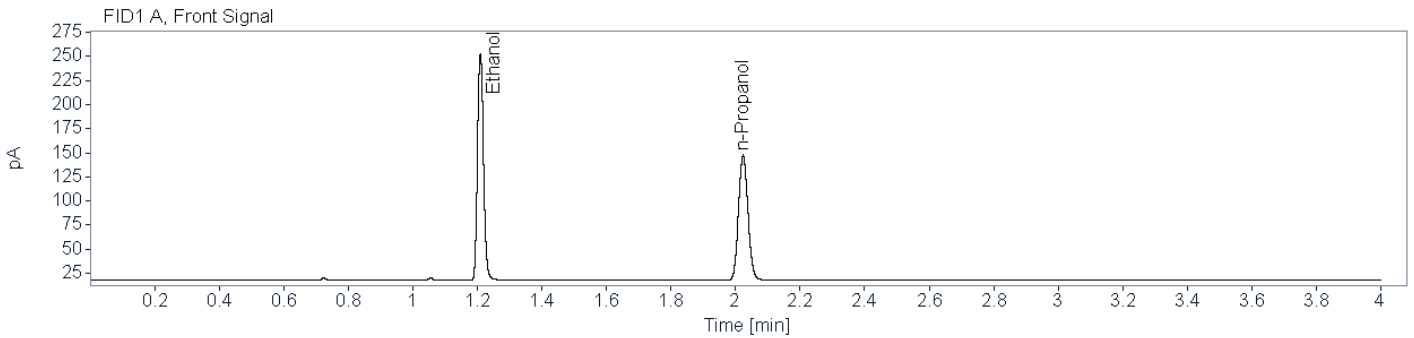


# Brazoria County Sheriff's Office Crime Lab

## Toxicology

### Ethanol Analysis

**Sample Name:** BCCL-24-0943 001 (24-1244)    **Description:** Alq 1    **Sample Barcode:** 24-1244    **Vial Number:** 27  
**Instrument:** BAC 1    **Acq. Method:** BAC.M    **Injection Date:** 5/29/2024 1:29:20 PM  
**Data File:** C:\Chem32\1\Data\2024\BAC\_20240529\_KB 2024-05-29 11-03-59\027F2701.D



**Name** FID1A

Compound	Peak Symmetry	RT [min]	Expected RT[min]	Area	Concentration [g/100 mL]
Ethanol	0.84803	1.209	1.209	305.8159	0.2048
n-Propanol	0.87548	2.023	2.023	265.8294	0.0100

**Name** FID2B

Compound	Peak Symmetry	RT [min]	Expected RT[min]	Area	Concentration [g/100 mL]
Ethanol	0.85977	1.454	1.454	288.3534	0.2045
n-Propanol	0.90978	2.622	2.621	248.7914	0.0100

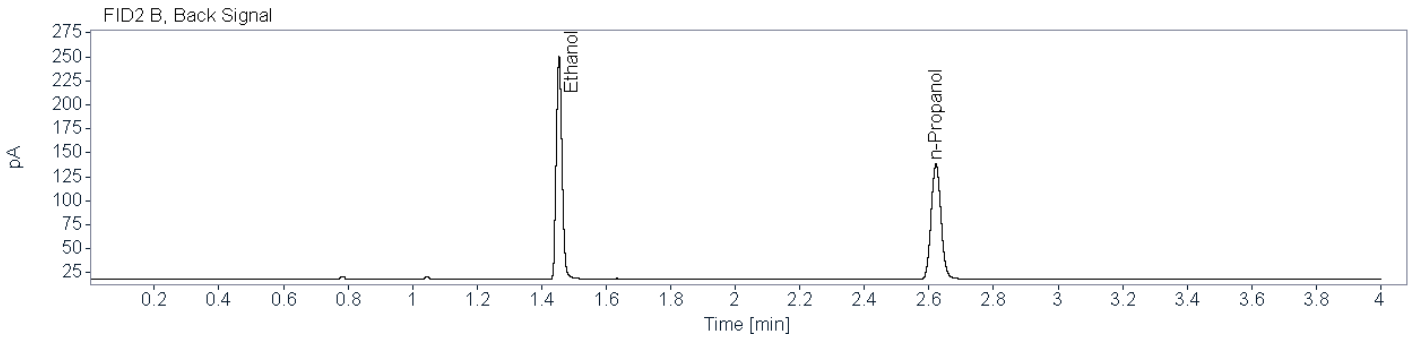
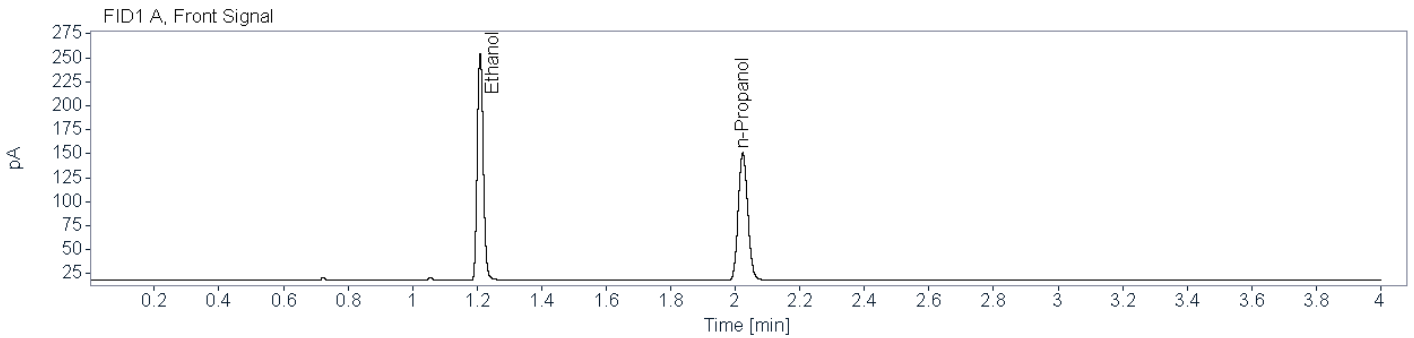


# Brazoria County Sheriff's Office Crime Lab

## Toxicology

### Ethanol Analysis

**Sample Name:** BCCL-24-0943 001 (24-1278)    **Description:** Alq 2    **Sample Barcode:** 24-1278    **Vial Number:** 61  
**Instrument:** BAC 1    **Acq. Method:** BAC.M    **Injection Date:** 5/29/2024 4:26:08 PM  
**Data File:** C:\Chem32\1\Data\2024\BAC\_20240529\_KB 2024-05-29 11-03-59\061F6101.D



**Name** FID1A

Compound	Peak Symmetry	RT [min]	Expected RT[min]	Area	Concentration [g/100 mL]
Ethanol	0.86482	1.209	1.209	307.8943	0.2011
n-Propanol	0.86703	2.023	2.023	272.6223	0.0100

**Name** FID2B

Compound	Peak Symmetry	RT [min]	Expected RT[min]	Area	Concentration [g/100 mL]
Ethanol	0.85850	1.454	1.454	291.3239	0.2012
n-Propanol	0.90955	2.622	2.621	255.3881	0.0100



# Brazoria County Crime Laboratory

Toxicology

## Ethanol Confirmation Worksheet

**Lab Number:**

BCCL-24-0944 001

**Batch Name:** BAC\_20240529\_KB

**Instrument:** BAC-1

**Analyst:** Kayla M. Baylor

**Specimen type:**



Blood



Liquid



Other: \_\_\_\_\_

**Results:**

	FID1		FID2
Ethanol			
Aliquot 1:	0.0000	Aliquot 1:	0.0000
	_____		_____
Aliquot 2:	0.0000	Aliquot 2:	0.0000
	_____		_____

**Reported Result:** none detected

**Reported UM:** \_\_\_\_\_

**Comments:**

**Total Number of Printed Examination Pages:** 0

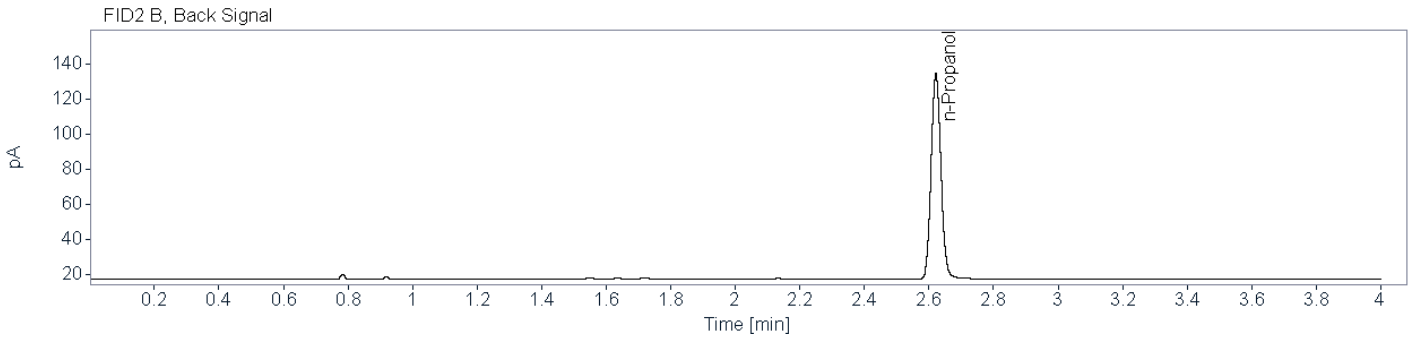
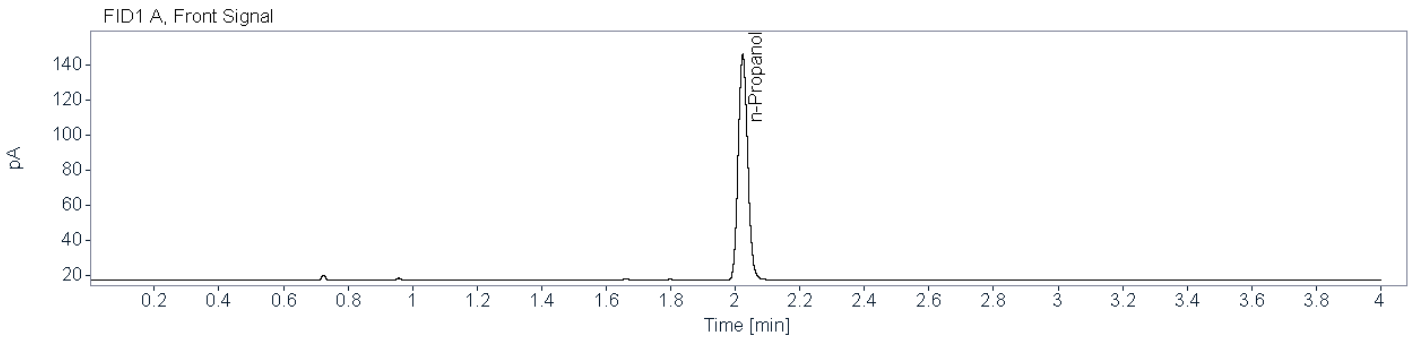


# Brazoria County Sheriff's Office Crime Lab

## Toxicology

### Ethanol Analysis

**Sample Name:** BCCL-24-0944 001 (24-1245)    **Description:** Alq 1    **Sample Barcode:** 24-1245    **Vial Number:** 28  
**Instrument:** BAC 1    **Acq. Method:** BAC.M    **Injection Date:** 5/29/2024 1:34:02 PM  
**Data File:** C:\Chem32\1\Data\2024\BAC\_20240529\_KB 2024-05-29 11-03-59\028F2801.D



**Name** FID1A

Compound	Peak Symmetry	RT [min]	Expected RT[min]	Area	Concentration [g/100 mL]
n-Propanol	0.87295	2.023	2.023	263.1761	0.0100

**Name** FID2B

Compound	Peak Symmetry	RT [min]	Expected RT[min]	Area	Concentration [g/100 mL]
n-Propanol	0.89844	2.622	2.621	246.4490	0.0100

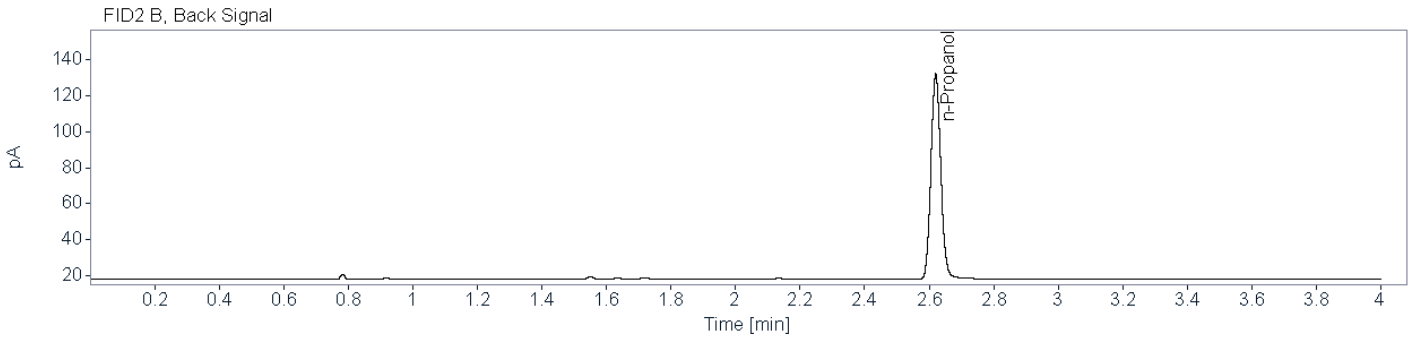
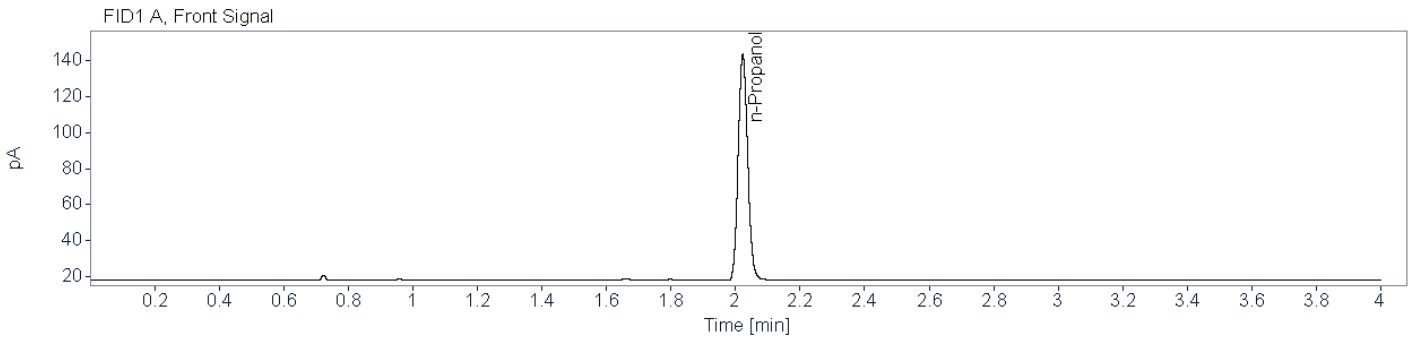


# Brazoria County Sheriff's Office Crime Lab

## Toxicology

### Ethanol Analysis

**Sample Name:** BCCL-24-0944 001 (24-1277)   
**Description:** Alq 2   
**Sample Barcode:** 24-1277   
**Vial Number:** 60  
**Instrument:** BAC 1   
**Acq. Method:** BAC.M   
**Injection Date:** 5/29/2024 4:21:10 PM  
**Data File:** C:\Chem32\1\Data\2024\BAC\_20240529\_KB 2024-05-29 11-03-59\060F6001.D



**Name** FID1A

Compound	Peak Symmetry	RT [min]	Expected RT[min]	Area	Concentration [g/100 mL]
n-Propanol	0.86533	2.022	2.023	257.8145	0.0100

**Name** FID2B

Compound	Peak Symmetry	RT [min]	Expected RT[min]	Area	Concentration [g/100 mL]
n-Propanol	0.90842	2.620	2.621	241.5539	0.0100



# Brazoria County Crime Laboratory

Toxicology

## Ethanol Confirmation Worksheet

**Lab Number:**

BCCL-24-0949 001

**Batch Name:** BAC\_20240529\_KB

**Instrument:** BAC-1

**Analyst:** Kayla M. Baylor

**Specimen type:**



Blood



Liquid



Other: \_\_\_\_\_

**Results:**

	FID1		FID2
Ethanol			
Aliquot 1:	0.0000	Aliquot 1:	0.0000
	_____		_____
Aliquot 2:	0.0000	Aliquot 2:	0.0000
	_____		_____

**Reported Result:** none detected

**Reported UM:** \_\_\_\_\_

**Comments:**

**Total Number of Printed Examination Pages:** 0

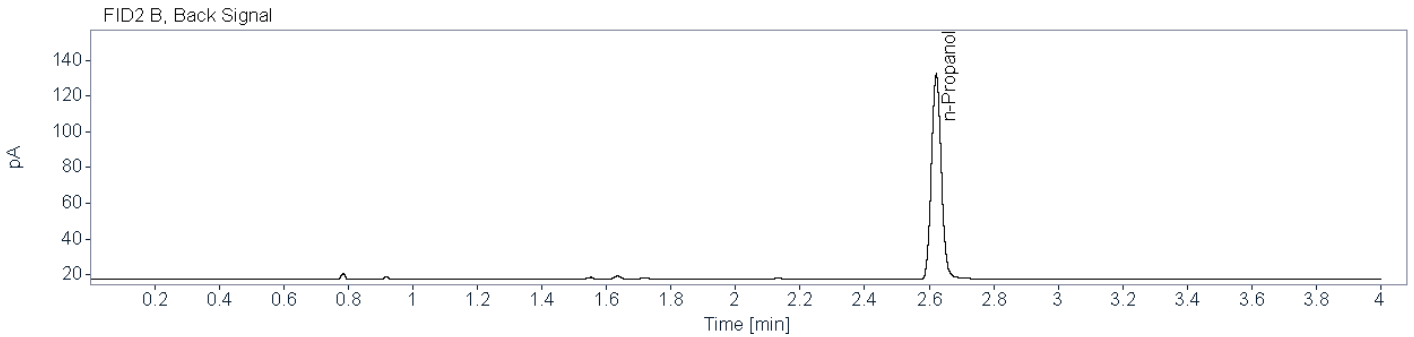
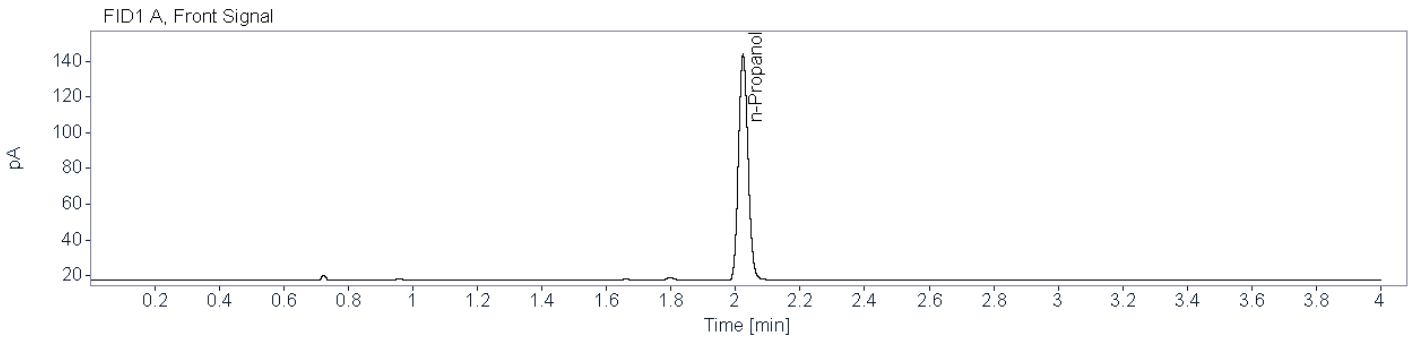


# Brazoria County Sheriff's Office Crime Lab

## Toxicology

### Ethanol Analysis

**Sample Name:** BCCL-24-0949 001 (24-1246)    **Description:** Alq 1    **Sample Barcode:** 24-1246    **Vial Number:** 29  
**Instrument:** BAC 1    **Acq. Method:** BAC.M    **Injection Date:** 5/29/2024 1:39:44 PM  
**Data File:** C:\Chem32\1\Data\2024\BAC\_20240529\_KB 2024-05-29 11-03-59\029F2901.D



**Name** FID1A

Compound	Peak Symmetry	RT [min]	Expected RT[min]	Area	Concentration [g/100 mL]
n-Propanol	0.87661	2.023	2.023	258.4897	0.0100

**Name** FID2B

Compound	Peak Symmetry	RT [min]	Expected RT[min]	Area	Concentration [g/100 mL]
n-Propanol	0.90385	2.622	2.621	241.6749	0.0100



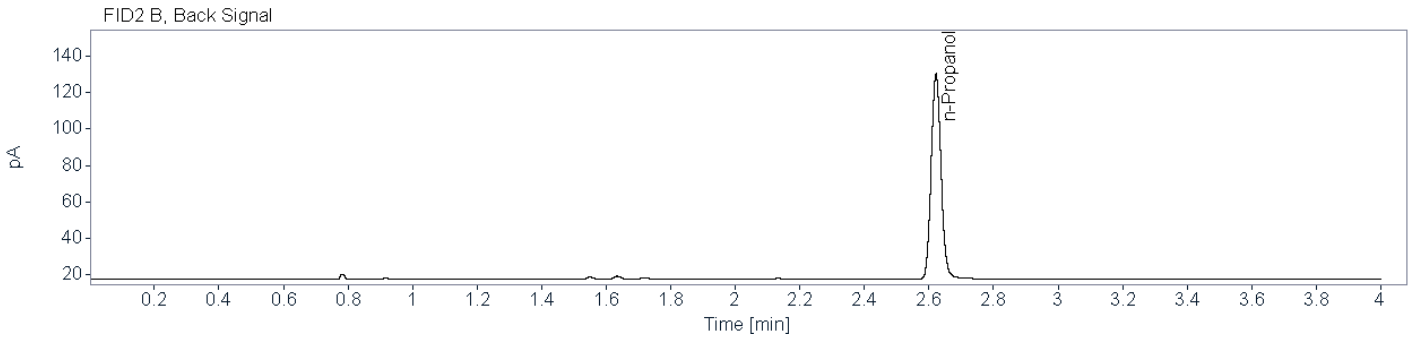
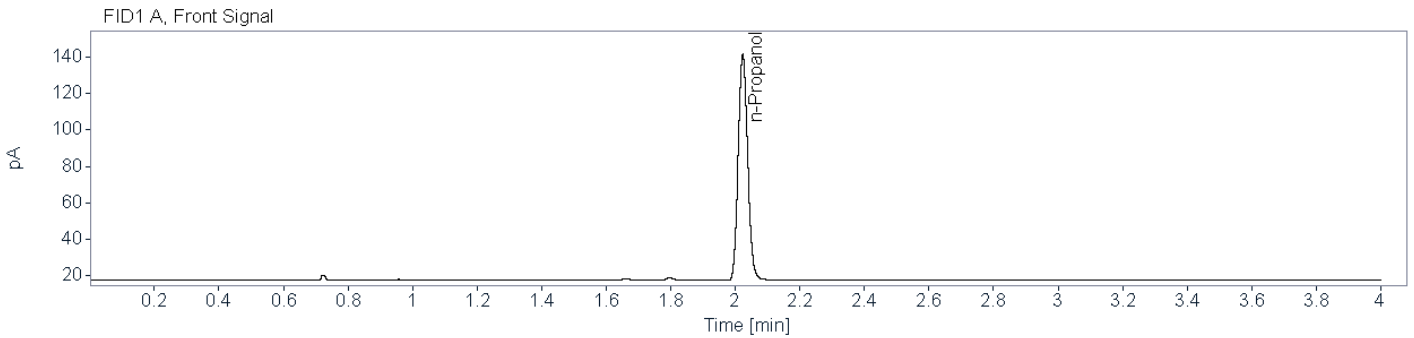


# Brazoria County Sheriff's Office Crime Lab

## Toxicology

### Ethanol Analysis

**Sample Name:** BCCL-24-0949 001 (24-1276)   
**Description:** Alq 2   
**Sample Barcode:** 24-1276   
**Vial Number:** 59  
**Instrument:** BAC 1   
**Acq. Method:** BAC.M   
**Injection Date:** 5/29/2024 4:15:44 PM  
**Data File:** C:\Chem32\1\Data\2024\BAC\_20240529\_KB 2024-05-29 11-03-59\059F5901.D



**Name** FID1A

Compound	Peak Symmetry	RT [min]	Expected RT[min]	Area	Concentration [g/100 mL]
n-Propanol	0.86682	2.023	2.023	253.4770	0.0100

**Name** FID2B

Compound	Peak Symmetry	RT [min]	Expected RT[min]	Area	Concentration [g/100 mL]
n-Propanol	0.89742	2.622	2.621	237.0873	0.0100



# Brazoria County Crime Laboratory

Toxicology

## Ethanol Confirmation Worksheet

**Lab Number:**

BCCL-24-0970 001

**Batch Name:** BAC\_20240529\_KB

**Instrument:** BAC-1

**Analyst:** Kayla M. Baylor

**Specimen type:**



Blood



Liquid



Other: \_\_\_\_\_

**Results:**

Ethanol

FID1

FID2

Aliquot 1:

0.0602

Aliquot 1:

0.0600

Aliquot 2:

0.0603

Aliquot 2:

0.0602

**Reported Result:** 0.060 g/100 mL

**Reported UM:** 0.009 g/100 mL

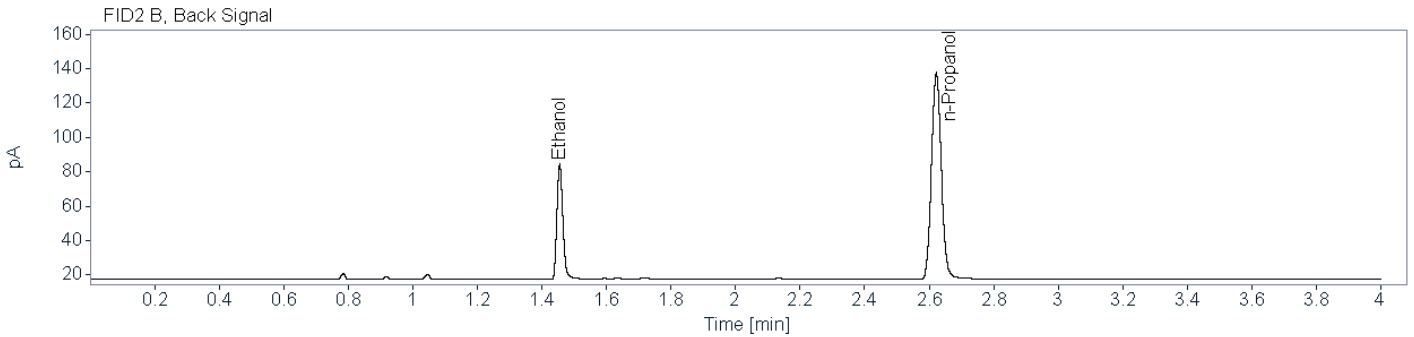
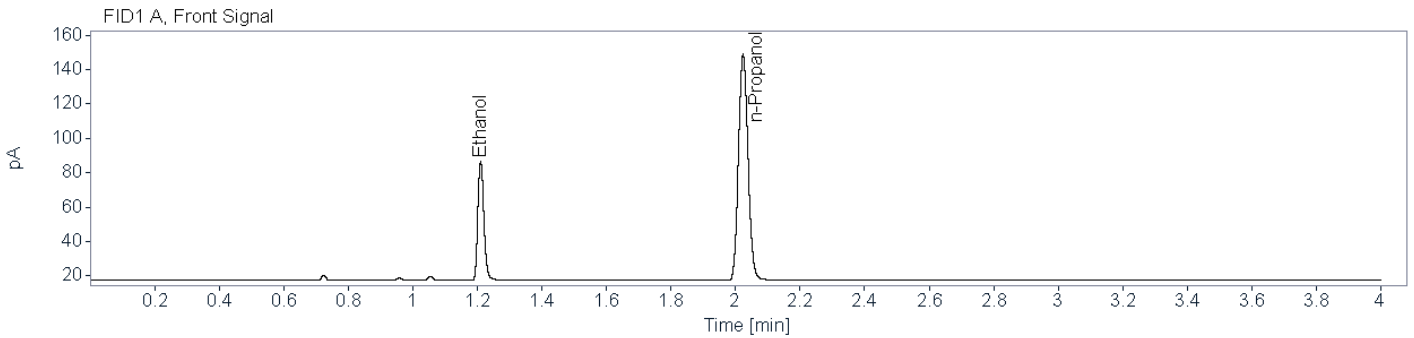
**Comments:**

**Total Number of Printed Examination Pages:** 0



**Brazoria County Sheriff's Office Crime Lab**  
**Toxicology**  
**Ethanol Analysis**

**Sample Name:** BCCL-24-0970 001 (24-1247)    **Description:** Alq 1    **Sample Barcode:** 24-1247    **Vial Number:** 30  
**Instrument:** BAC 1    **Acq. Method:** BAC.M    **Injection Date:** 5/29/2024 1:44:26 PM  
**Data File:** C:\Chem32\1\Data\2024\BAC\_20240529\_KB 2024-05-29 11-03-59\030F3001.D



**Name** FID1A

Compound	Peak Symmetry	RT [min]	Expected RT[min]	Area	Concentration [g/100 mL]
Ethanol	0.82870	1.210	1.209	90.4297	0.0602
n-Propanol	0.88323	2.023	2.023	269.5467	0.0100

**Name** FID2B

Compound	Peak Symmetry	RT [min]	Expected RT[min]	Area	Concentration [g/100 mL]
Ethanol	0.80596	1.455	1.454	84.9459	0.0600
n-Propanol	0.90832	2.622	2.621	252.4085	0.0100

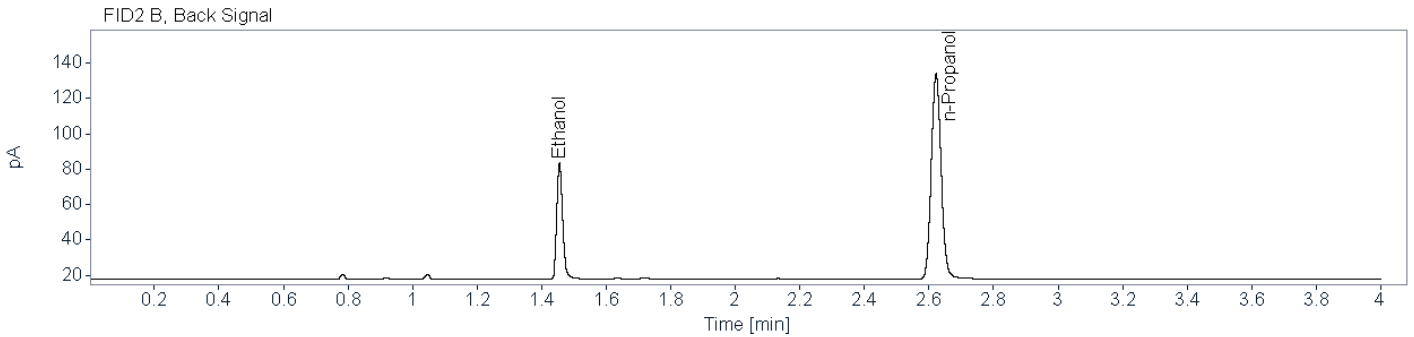
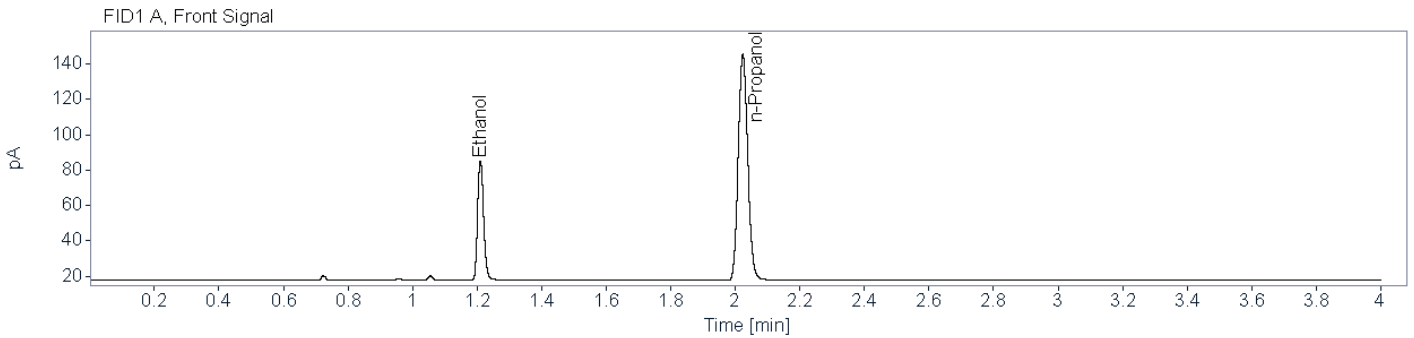


# Brazoria County Sheriff's Office Crime Lab

## Toxicology

### Ethanol Analysis

**Sample Name:** BCCL-24-0970 001 (24-1275)    **Description:** Alq 2    **Sample Barcode:** 24-1275    **Vial Number:** 58  
**Instrument:** BAC 1    **Acq. Method:** BAC.M    **Injection Date:** 5/29/2024 4:10:45 PM  
**Data File:** C:\Chem32\1\Data\2024\BAC\_20240529\_KB 2024-05-29 11-03-59\058F5801.D



**Name** FID1A

Compound	Peak Symmetry	RT [min]	Expected RT[min]	Area	Concentration [g/100 mL]
Ethanol	0.81860	1.210	1.209	87.9349	0.0603
n-Propanol	0.87116	2.023	2.023	261.4362	0.0100

**Name** FID2B

Compound	Peak Symmetry	RT [min]	Expected RT[min]	Area	Concentration [g/100 mL]
Ethanol	0.80345	1.455	1.454	82.7584	0.0602
n-Propanol	0.89789	2.622	2.621	244.8415	0.0100



# Brazoria County Crime Laboratory

Toxicology

## Ethanol Confirmation Worksheet

**Lab Number:**

BCCL-24-0971 001

**Batch Name:** BAC\_20240529\_KB

**Instrument:** BAC-1

**Analyst:** Kayla M. Baylor

**Specimen type:**



Blood



Liquid



Other: \_\_\_\_\_

**Results:**


	FID1		FID2
Ethanol			
Aliquot 1:	0.0000	Aliquot 1:	0.0000
	_____		_____
Aliquot 2:	0.0000	Aliquot 2:	0.0000
	_____		_____

**Reported Result:** none detected

**Reported UM:** \_\_\_\_\_

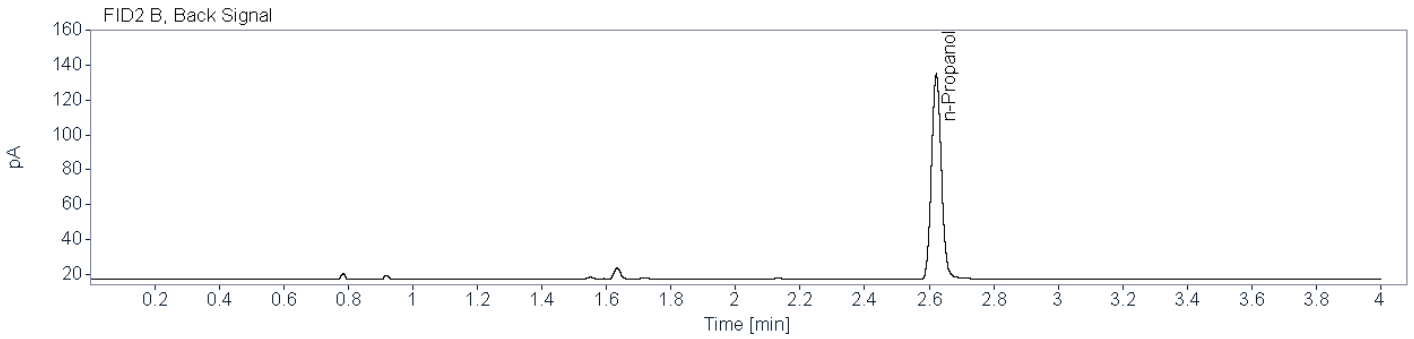
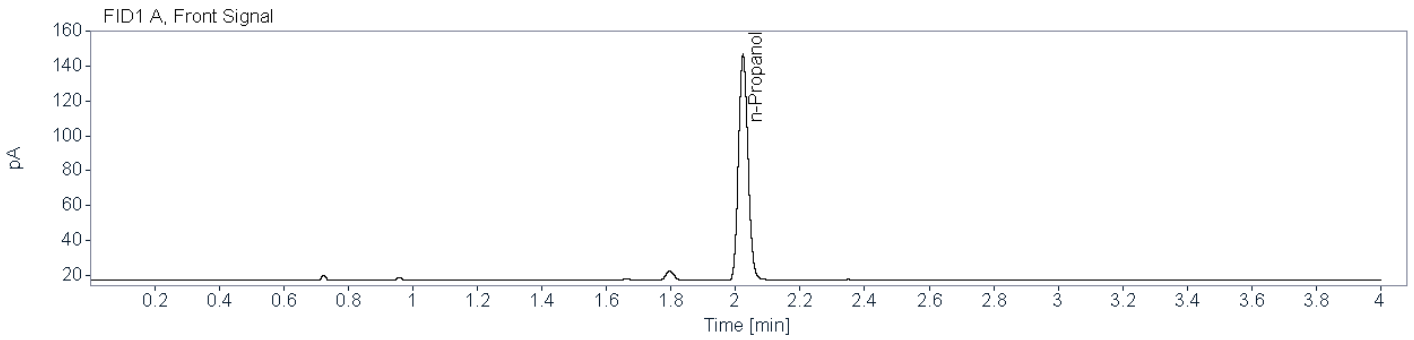
**Comments:**

**Total Number of Printed Examination Pages:** 0



**Brazoria County Sheriff's Office Crime Lab**  
**Toxicology**  
**Ethanol Analysis**

**Sample Name:** BCCL-24-0971 001 (24-1248)    **Description:** Alq 1    **Sample Barcode:** 24-1248    **Vial Number:** 31  
**Instrument:** BAC 1    **Acq. Method:** BAC.M    **Injection Date:** 5/29/2024 1:50:08 PM  
**Data File:** C:\Chem32\1\Data\2024\BAC\_20240529\_KB 2024-05-29 11-03-59\031F3101.D



**Name** FID1A

Compound	Peak Symmetry	RT [min]	Expected RT[min]	Area	Concentration [g/100 mL]
n-Propanol	0.87442	2.023	2.023	263.8043	0.0100

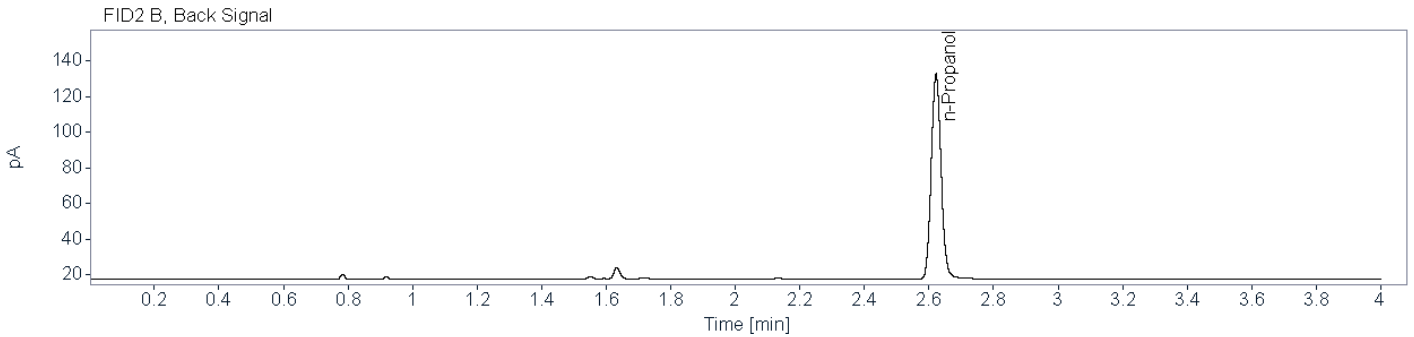
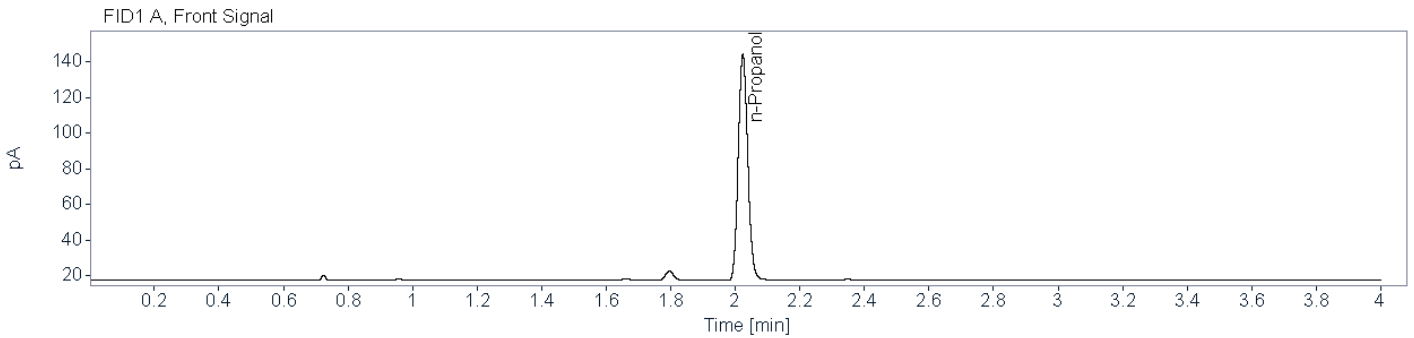
**Name** FID2B

Compound	Peak Symmetry	RT [min]	Expected RT[min]	Area	Concentration [g/100 mL]
n-Propanol	0.90459	2.622	2.621	246.7319	0.0100



**Brazoria County Sheriff's Office Crime Lab**  
**Toxicology**  
**Ethanol Analysis**

**Sample Name:** BCCL-24-0971 001 (24-1274)    **Description:** Alq 2    **Sample Barcode:** 24-1274    **Vial Number:** 57  
**Instrument:** BAC 1    **Acq. Method:** BAC.M    **Injection Date:** 5/29/2024 4:05:20 PM  
**Data File:** C:\Chem32\1\Data\2024\BAC\_20240529\_KB 2024-05-29 11-03-59\057F5701.D



**Name** FID1A

Compound	Peak Symmetry	RT [min]	Expected RT[min]	Area	Concentration [g/100 mL]
n-Propanol	0.87263	2.023	2.023	258.9052	0.0100

**Name** FID2B

Compound	Peak Symmetry	RT [min]	Expected RT[min]	Area	Concentration [g/100 mL]
n-Propanol	0.89983	2.622	2.621	242.2506	0.0100



# Brazoria County Crime Laboratory

Toxicology

## Ethanol Confirmation Worksheet

**Lab Number:**

BCCL-24-0972 001

**Batch Name:** BAC\_20240529\_KB

**Instrument:** BAC-1

**Analyst:** Kayla M. Baylor

**Specimen type:**



Blood



Liquid



Other: \_\_\_\_\_

**Results:**

	FID1		FID2
Ethanol			
Aliquot 1:	0.0000	Aliquot 1:	0.0000
	_____		_____
Aliquot 2:	0.0000	Aliquot 2:	0.0000
	_____		_____


**Reported Result:** none detected

**Reported UM:** \_\_\_\_\_

**Comments:**

**Total Number of Printed Examination Pages:** 0



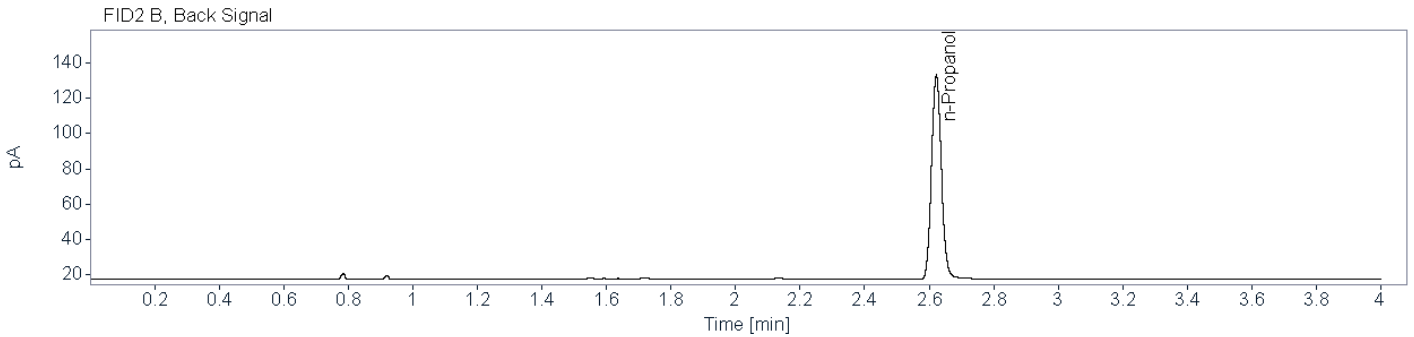
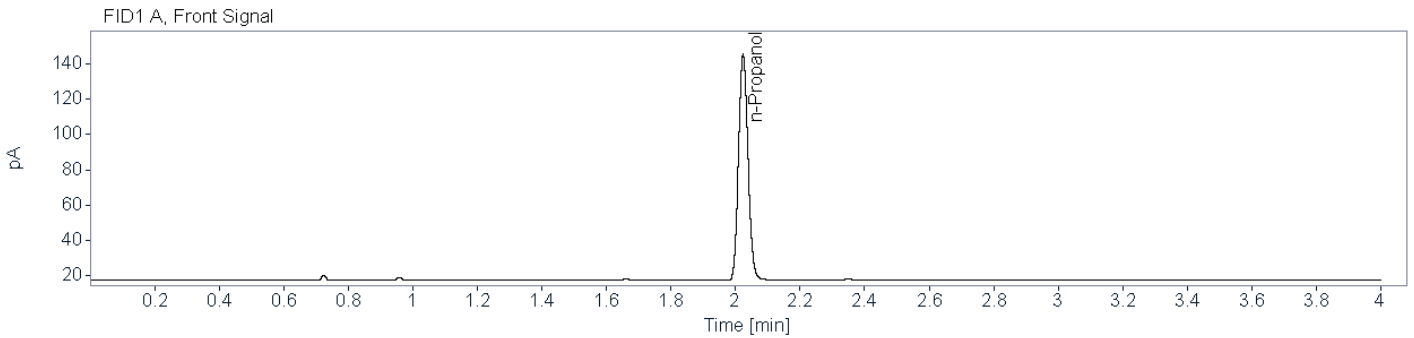


# Brazoria County Sheriff's Office Crime Lab

## Toxicology

### Ethanol Analysis

**Sample Name:** BCCL-24-0972 001 (24-1249)    **Description:** Alq 1    **Sample Barcode:** 24-1249    **Vial Number:** 32  
**Instrument:** BAC 1    **Acq. Method:** BAC.M    **Injection Date:** 5/29/2024 1:54:51 PM  
**Data File:** C:\Chem32\1\Data\2024\BAC\_20240529\_KB 2024-05-29 11-03-59\032F3201.D



**Name** FID1A

Compound	Peak Symmetry	RT [min]	Expected RT[min]	Area	Concentration [g/100 mL]
n-Propanol	0.87309	2.023	2.023	261.5130	0.0100

**Name** FID2B

Compound	Peak Symmetry	RT [min]	Expected RT[min]	Area	Concentration [g/100 mL]
n-Propanol	0.90821	2.622	2.621	244.7309	0.0100

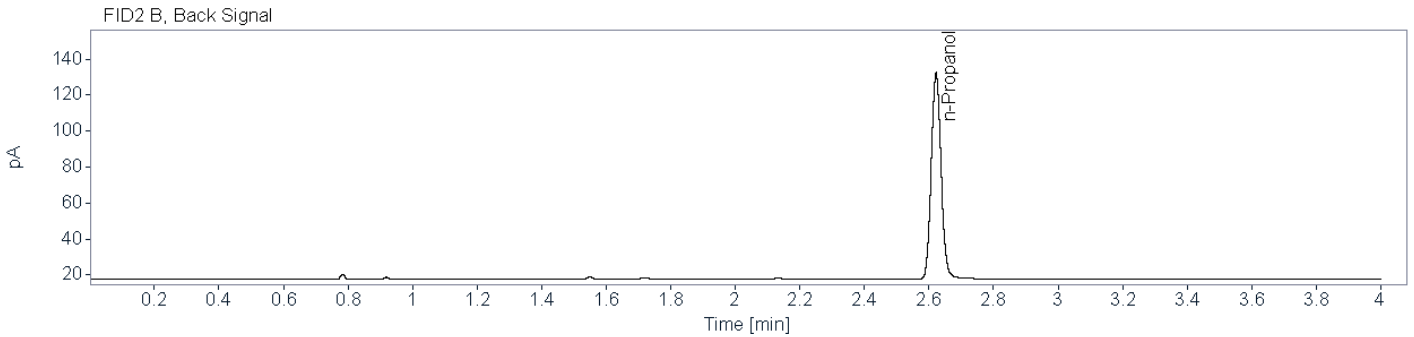
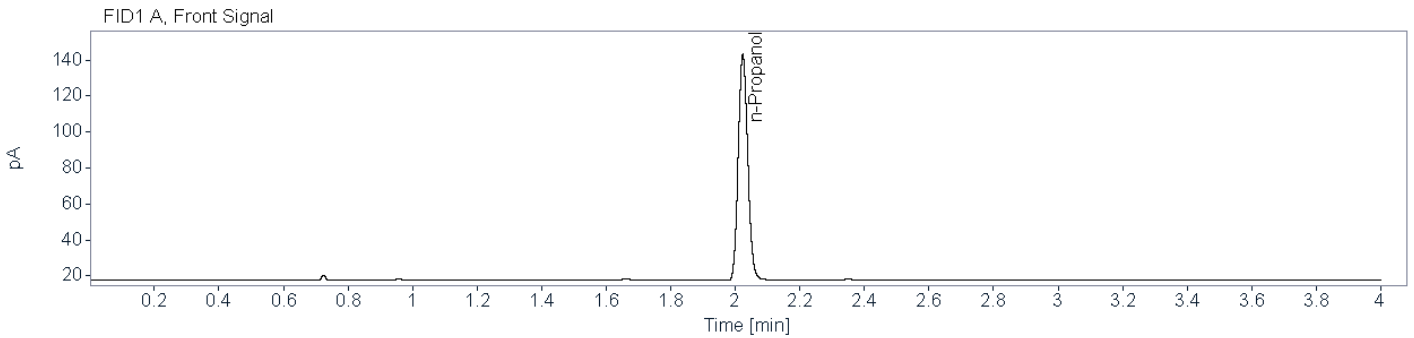


# Brazoria County Sheriff's Office Crime Lab

## Toxicology

### Ethanol Analysis

**Sample Name:** BCCL-24-0972 001 (24-1273)    **Description:** Alq 2    **Sample Barcode:** 24-1273    **Vial Number:** 56  
**Instrument:** BAC 1    **Acq. Method:** BAC.M    **Injection Date:** 5/29/2024 4:00:22 PM  
**Data File:** C:\Chem32\1\Data\2024\BAC\_20240529\_KB 2024-05-29 11-03-59\056F5601.D



**Name** FID1A

Compound	Peak Symmetry	RT [min]	Expected RT[min]	Area	Concentration [g/100 mL]
n-Propanol	0.86500	2.023	2.023	257.3726	0.0100

**Name** FID2B

Compound	Peak Symmetry	RT [min]	Expected RT[min]	Area	Concentration [g/100 mL]
n-Propanol	0.90071	2.622	2.621	241.0137	0.0100



# Brazoria County Crime Laboratory

Toxicology

## Ethanol Confirmation Worksheet

**Lab Number:**

BCCL-24-0973 001

**Batch Name:** BAC\_20240529\_KB

**Instrument:** BAC-1

**Analyst:** Kayla M. Baylor

**Specimen type:**



Blood



Liquid



Other: \_\_\_\_\_

**Results:**

Ethanol

FID1

FID2

Aliquot 1:

0.1541

Aliquot 1:

0.1539

Aliquot 2:

0.1587

Aliquot 2:

0.1583

**Reported Result:** 0.156 g/100 mL

**Reported UM:** 0.022 g/100 mL

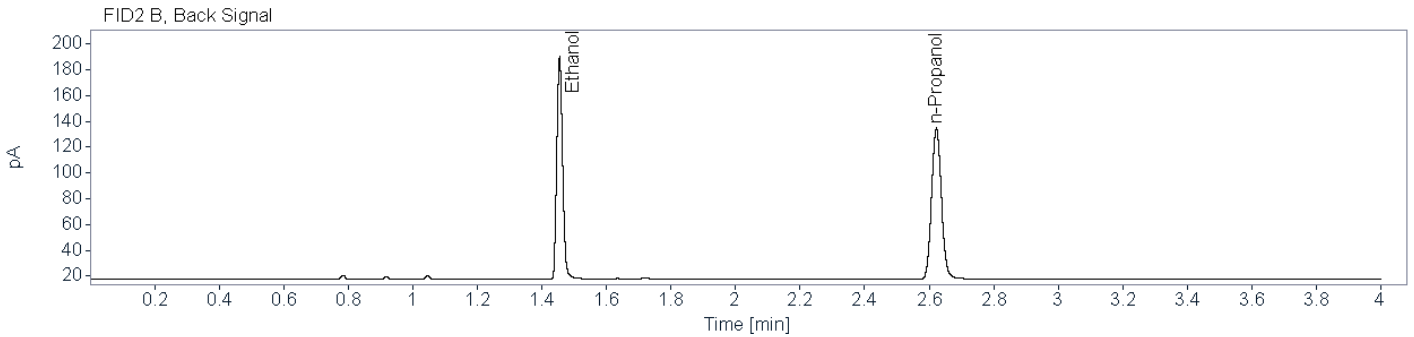
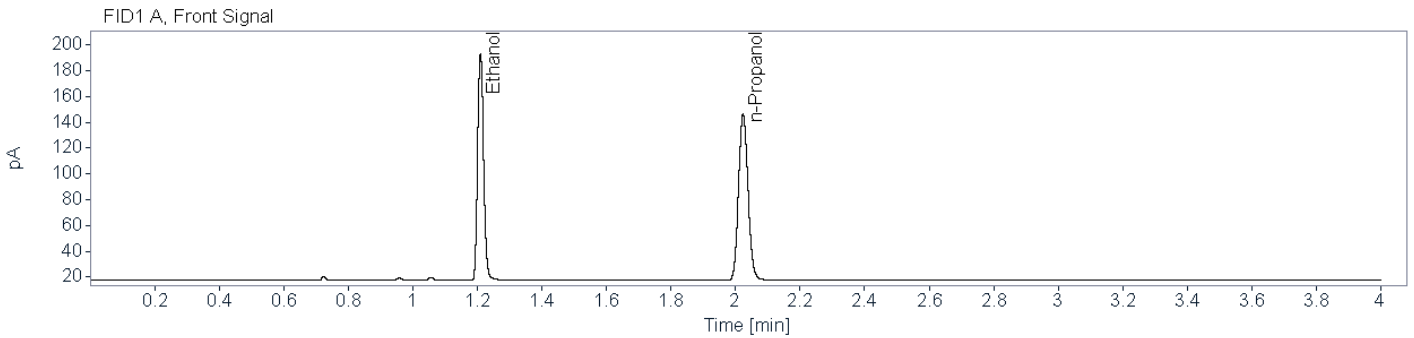
**Comments:**

**Total Number of Printed Examination Pages:** 0



**Brazoria County Sheriff's Office Crime Lab**  
**Toxicology**  
**Ethanol Analysis**

**Sample Name:** BCCL-24-0973 001 (24-1251)    **Description:** Alq 1    **Sample Barcode:** 24-1251    **Vial Number:** 34  
**Instrument:** BAC 1    **Acq. Method:** BAC.M    **Injection Date:** 5/29/2024 2:05:15 PM  
**Data File:** C:\Chem32\1\Data\2024\BAC\_20240529\_KB 2024-05-29 11-03-59\034F3401.D



**Name** FID1A

Compound	Peak Symmetry	RT [min]	Expected RT[min]	Area	Concentration [g/100 mL]
Ethanol	0.84305	1.210	1.209	228.1893	0.1541
n-Propanol	0.87983	2.023	2.023	263.9602	0.0100

**Name** FID2B

Compound	Peak Symmetry	RT [min]	Expected RT[min]	Area	Concentration [g/100 mL]
Ethanol	0.84415	1.455	1.454	215.3018	0.1539
n-Propanol	0.90259	2.622	2.621	247.1230	0.0100

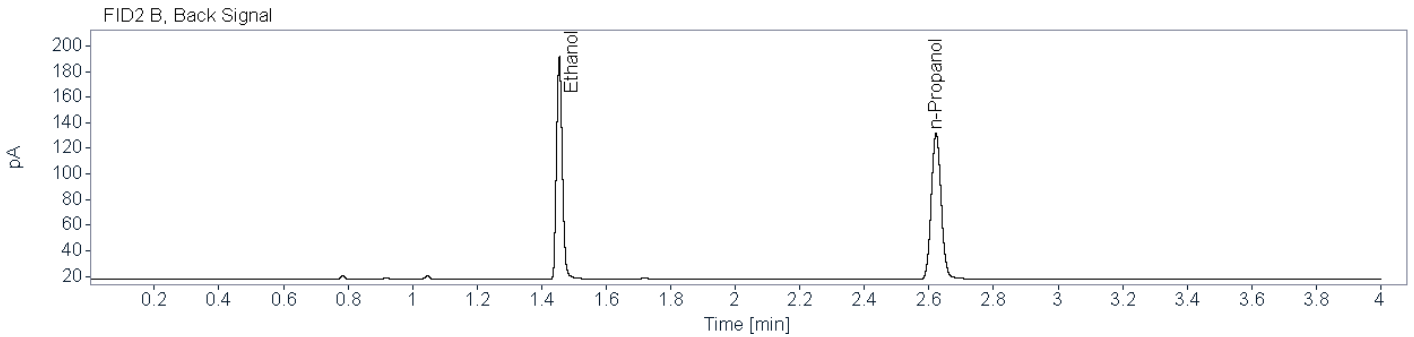
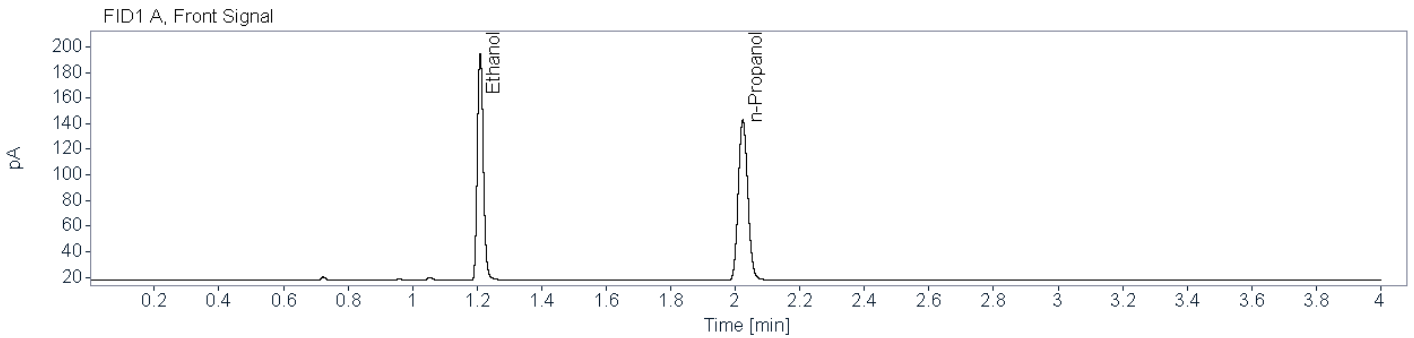


# Brazoria County Sheriff's Office Crime Lab

## Toxicology

### Ethanol Analysis

**Sample Name:** BCCL-24-0973 001 (24-1271)    **Description:** Alq 2    **Sample Barcode:** 24-1271    **Vial Number:** 54  
**Instrument:** BAC 1    **Acq. Method:** BAC.M    **Injection Date:** 5/29/2024 3:49:58 PM  
**Data File:** C:\Chem32\1\Data\2024\BAC\_20240529\_KB 2024-05-29 11-03-59\054F5401.D



**Name** FID1A

Compound	Peak Symmetry	RT [min]	Expected RT[min]	Area	Concentration [g/100 mL]
Ethanol	0.85300	1.210	1.209	229.3409	0.1587
n-Propanol	0.86758	2.023	2.023	257.5399	0.0100

**Name** FID2B

Compound	Peak Symmetry	RT [min]	Expected RT[min]	Area	Concentration [g/100 mL]
Ethanol	0.84132	1.455	1.454	216.2763	0.1583
n-Propanol	0.89891	2.622	2.621	241.3413	0.0100



# Brazoria County Crime Laboratory

Toxicology

## Ethanol Confirmation Worksheet

**Lab Number:**

BCCL-24-0974 001

**Batch Name:** BAC\_20240529\_KB

**Instrument:** BAC-1

**Analyst:** Kayla M. Baylor

**Specimen type:**



Blood



Liquid



Other: \_\_\_\_\_

**Results:**

Ethanol

FID1

FID2

Aliquot 1:

0.1114

Aliquot 1:

0.1113

Aliquot 2:

0.1133

Aliquot 2:

0.1130

**Reported Result:** 0.112 g/100 mL

**Reported UM:** 0.016 g/100 mL

**Comments:**

**Total Number of Printed Examination Pages:** 0

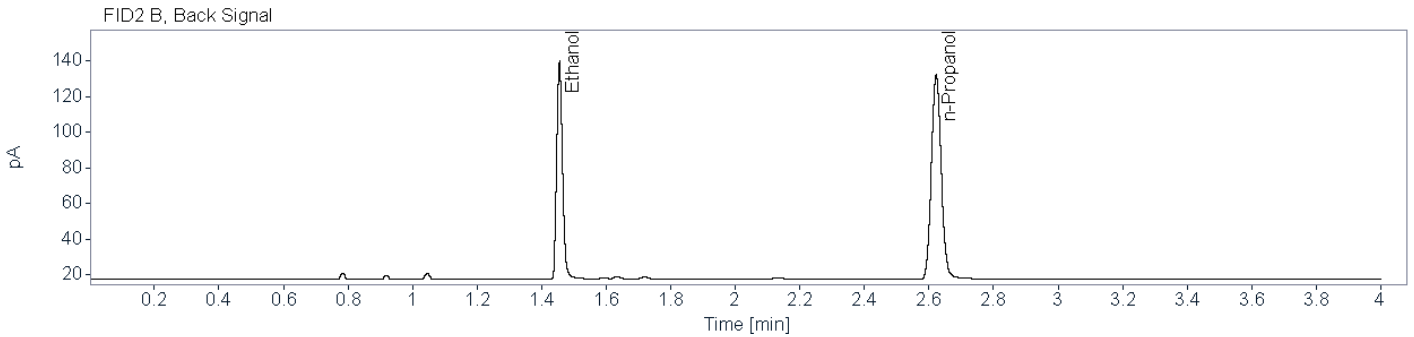
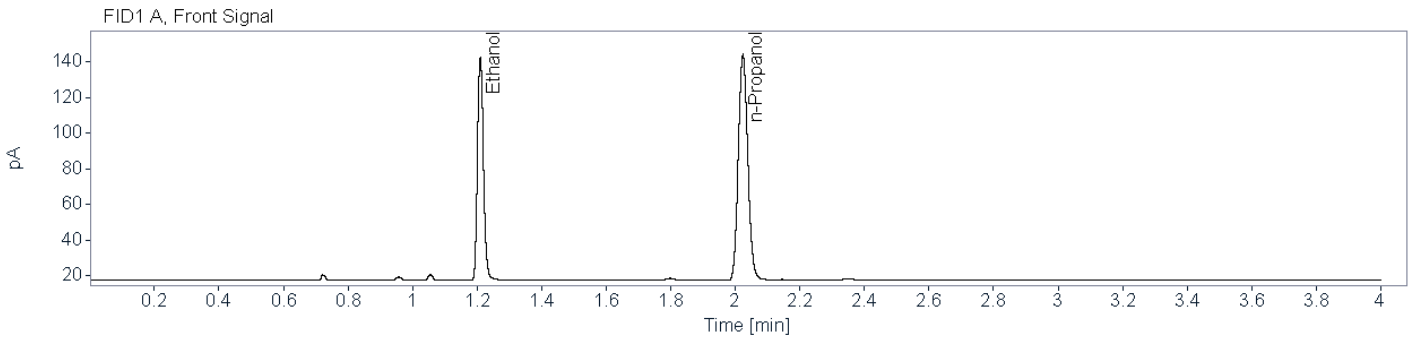


# Brazoria County Sheriff's Office Crime Lab

## Toxicology

### Ethanol Analysis

**Sample Name:** BCCL-24-0974 001 (24-1252)    **Description:** Alq 1    **Sample Barcode:** 24-1252    **Vial Number:** 35  
**Instrument:** BAC 1    **Acq. Method:** BAC.M    **Injection Date:** 5/29/2024 2:10:56 PM  
**Data File:** C:\Chem32\1\Data\2024\BAC\_20240529\_KB 2024-05-29 11-03-59\035F3501.D




**Name** FID1A

Compound	Peak Symmetry	RT [min]	Expected RT[min]	Area	Concentration [g/100 mL]
Ethanol	0.82742	1.210	1.209	161.5813	0.1114
n-Propanol	0.87812	2.024	2.023	258.9405	0.0100

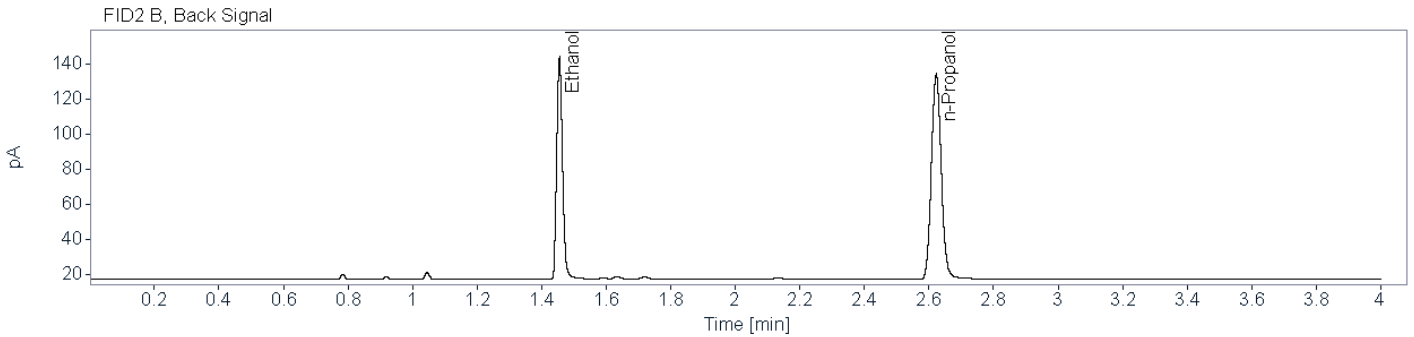
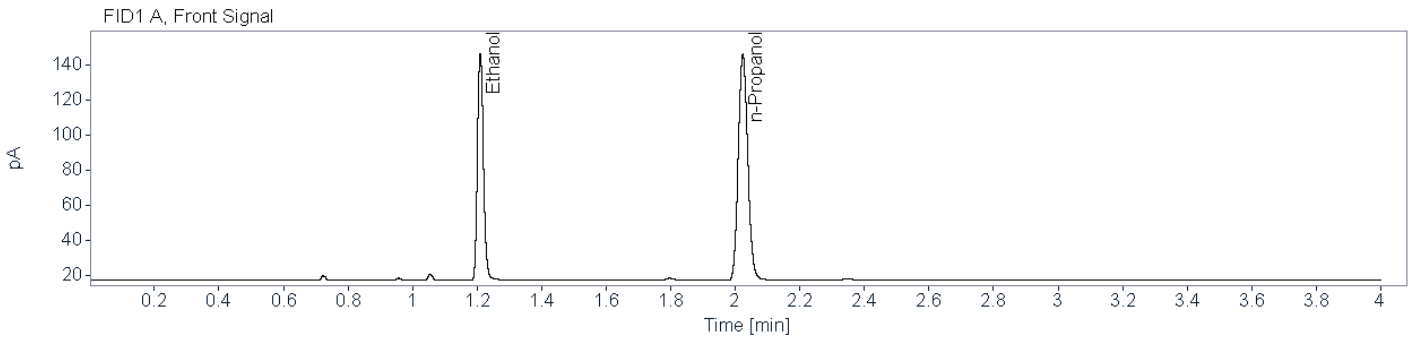
**Name** FID2B

Compound	Peak Symmetry	RT [min]	Expected RT[min]	Area	Concentration [g/100 mL]
Ethanol	0.82410	1.455	1.454	152.3970	0.1113
n-Propanol	0.90621	2.623	2.621	242.3657	0.0100



**Brazoria County Sheriff's Office Crime Lab**  
**Toxicology**  
**Ethanol Analysis**

**Sample Name:** BCCL-24-0974 001 (24-1270)    **Description:** Alq 2    **Sample Barcode:** 24-1270    **Vial Number:** 53  
**Instrument:** BAC 1    **Acq. Method:** BAC.M    **Injection Date:** 5/29/2024 3:44:32 PM  
**Data File:** C:\Chem32\1\Data\2024\BAC\_20240529\_KB 2024-05-29 11-03-59\053F5301.D



**Name** FID1A

Compound	Peak Symmetry	RT [min]	Expected RT[min]	Area	Concentration [g/100 mL]
Ethanol	0.82828	1.210	1.209	166.3124	0.1133
n-Propanol	0.87079	2.023	2.023	262.0724	0.0100

**Name** FID2B

Compound	Peak Symmetry	RT [min]	Expected RT[min]	Area	Concentration [g/100 mL]
Ethanol	0.82487	1.455	1.454	156.7301	0.1130
n-Propanol	0.90516	2.623	2.621	245.4149	0.0100





# Brazoria County Crime Laboratory

Toxicology

## Ethanol Confirmation Worksheet

**Lab Number:**

BCCL-24-0989 001

**Batch Name:** BAC\_20240529\_KB

**Instrument:** BAC-1

**Analyst:** Kayla M. Baylor

**Specimen type:**



Blood



Liquid



Other: \_\_\_\_\_

**Results:**

Ethanol

FID1

FID2

Aliquot 1:

0.1278

Aliquot 1:

0.1280

Aliquot 2:

0.1283

Aliquot 2:

0.1284

**Reported Result:** 0.128 g/100 mL

**Reported UM:** 0.018 g/100 mL

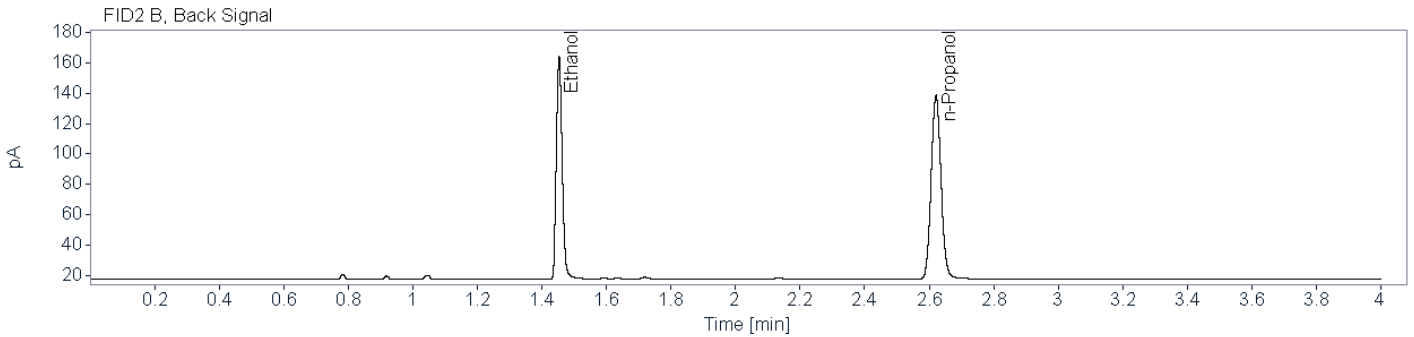
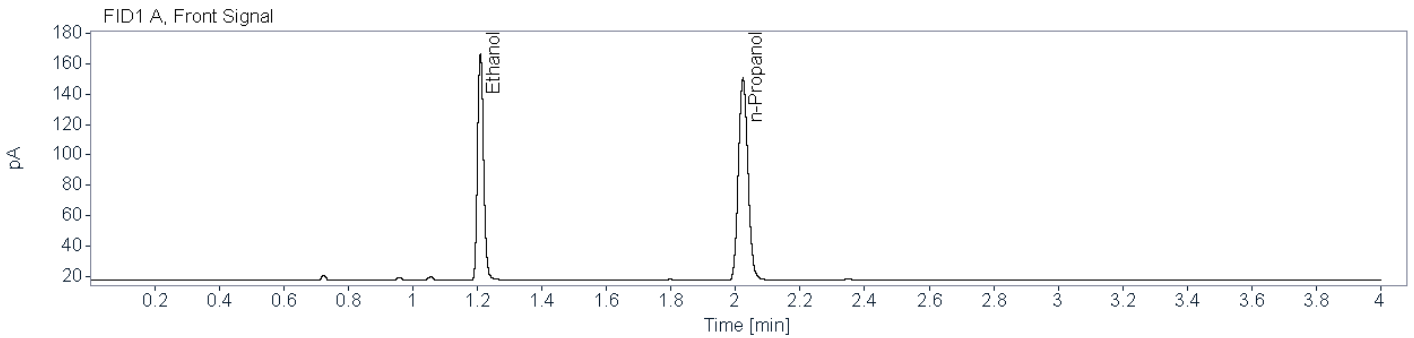
**Comments:**

**Total Number of Printed Examination Pages:** 0



**Brazoria County Sheriff's Office Crime Lab**  
**Toxicology**  
**Ethanol Analysis**

**Sample Name:** BCCL-24-0989 001 (24-1253)    **Description:** Alq 1    **Sample Barcode:** 24-1253    **Vial Number:** 36  
**Instrument:** BAC 1    **Acq. Method:** BAC.M    **Injection Date:** 5/29/2024 2:15:39 PM  
**Data File:** C:\Chem32\1\Data\2024\BAC\_20240529\_KB 2024-05-29 11-03-59\036F3601.D




**Name** FID1A

Compound	Peak Symmetry	RT [min]	Expected RT[min]	Area	Concentration [g/100 mL]
Ethanol	0.83409	1.209	1.209	195.6389	0.1278
n-Propanol	0.87665	2.023	2.023	273.0405	0.0100

**Name** FID2B

Compound	Peak Symmetry	RT [min]	Expected RT[min]	Area	Concentration [g/100 mL]
Ethanol	0.83449	1.453	1.454	185.1946	0.1280
n-Propanol	0.90599	2.621	2.621	255.9488	0.0100

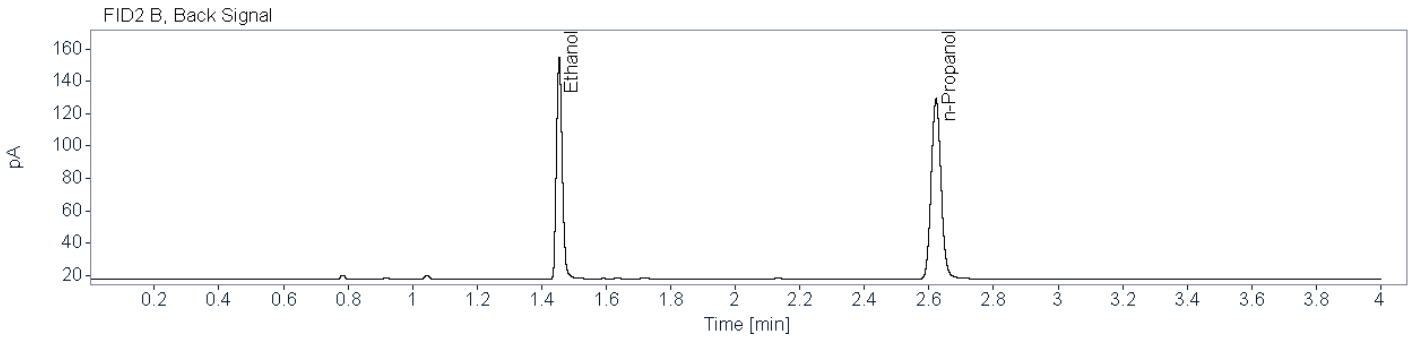
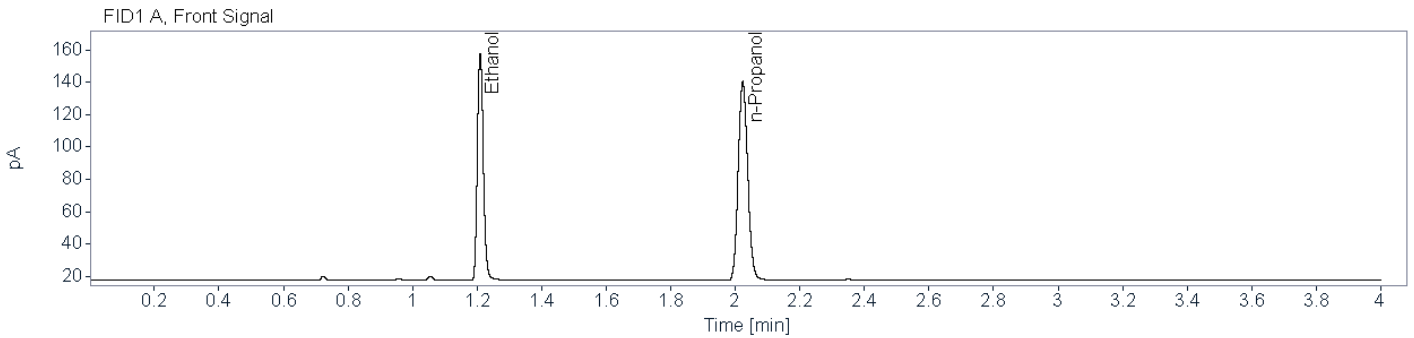


# Brazoria County Sheriff's Office Crime Lab

## Toxicology

### Ethanol Analysis

**Sample Name:** BCCL-24-0989 001 (24-1269)    **Description:** Alq 2    **Sample Barcode:** 24-1269    **Vial Number:** 52  
**Instrument:** BAC 1    **Acq. Method:** BAC.M    **Injection Date:** 5/29/2024 3:39:34 PM  
**Data File:** C:\Chem32\1\Data\2024\BAC\_20240529\_KB 2024-05-29 11-03-59\052F5201.D



**Name** FID1A

Compound	Peak Symmetry	RT [min]	Expected RT[min]	Area	Concentration [g/100 mL]
Ethanol	0.84305	1.210	1.209	180.5218	0.1283
n-Propanol	0.86549	2.023	2.023	250.9611	0.0100

**Name** FID2B

Compound	Peak Symmetry	RT [min]	Expected RT[min]	Area	Concentration [g/100 mL]
Ethanol	0.82133	1.455	1.454	170.7761	0.1284
n-Propanol	0.89649	2.622	2.621	235.2078	0.0100



# Brazoria County Crime Laboratory

Toxicology

## Ethanol Confirmation Worksheet

**Lab Number:**

BCCL-24-0990 001

**Batch Name:** BAC\_20240529\_KB

**Instrument:** BAC-1

**Analyst:** Kayla M. Baylor

**Specimen type:**



Blood



Liquid



Other: \_\_\_\_\_

**Results:**

	FID1		FID2
Ethanol			
Aliquot 1:	0.0000	Aliquot 1:	0.0000
	_____		_____
Aliquot 2:	0.0000	Aliquot 2:	0.0000
	_____		_____

**Reported Result:** none detected

**Reported UM:** \_\_\_\_\_

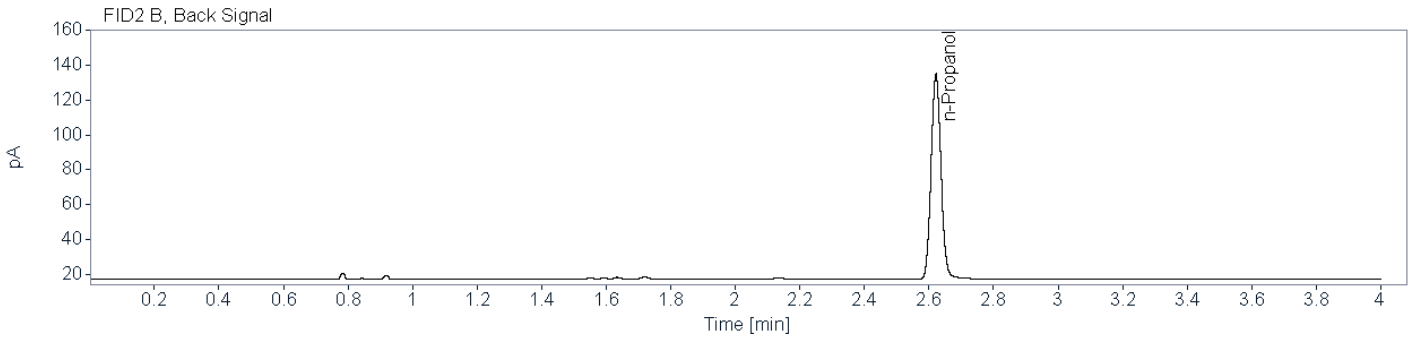
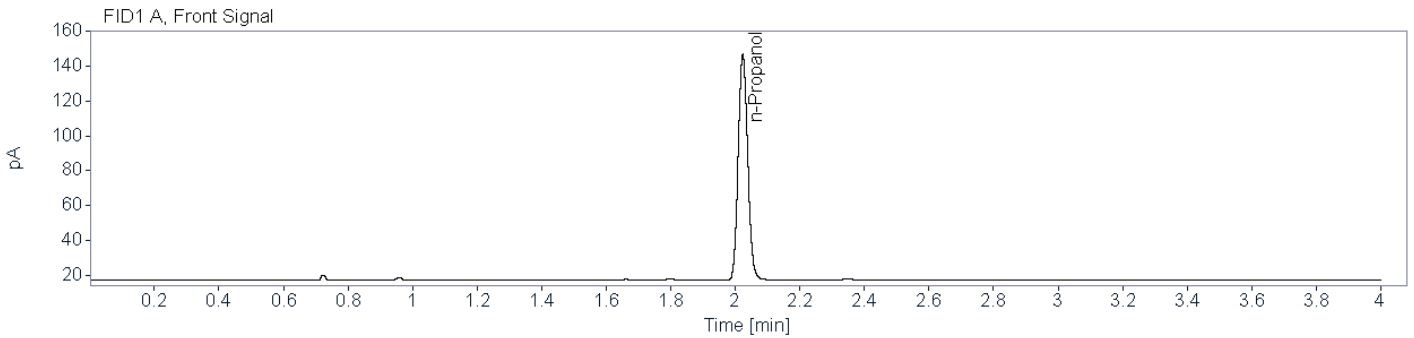
**Comments:**

**Total Number of Printed Examination Pages:** 0



**Brazoria County Sheriff's Office Crime Lab**  
**Toxicology**  
**Ethanol Analysis**

**Sample Name:** BCCL-24-0990 001 (24-1254)    **Description:** Alq 1    **Sample Barcode:** 24-1254    **Vial Number:** 37  
**Instrument:** BAC 1    **Acq. Method:** BAC.M    **Injection Date:** 5/29/2024 2:21:20 PM  
**Data File:** C:\Chem32\1\Data\2024\BAC\_20240529\_KB 2024-05-29 11-03-59\037F3701.D



**Name** FID1A

Compound	Peak Symmetry	RT [min]	Expected RT[min]	Area	Concentration [g/100 mL]
n-Propanol	0.87381	2.023	2.023	264.2245	0.0100

**Name** FID2B

Compound	Peak Symmetry	RT [min]	Expected RT[min]	Area	Concentration [g/100 mL]
n-Propanol	0.90451	2.622	2.621	247.6293	0.0100

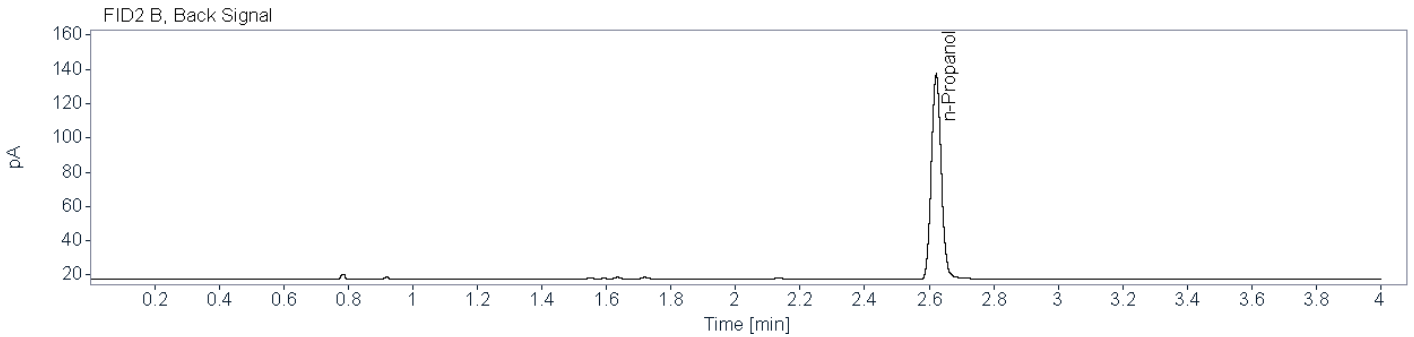
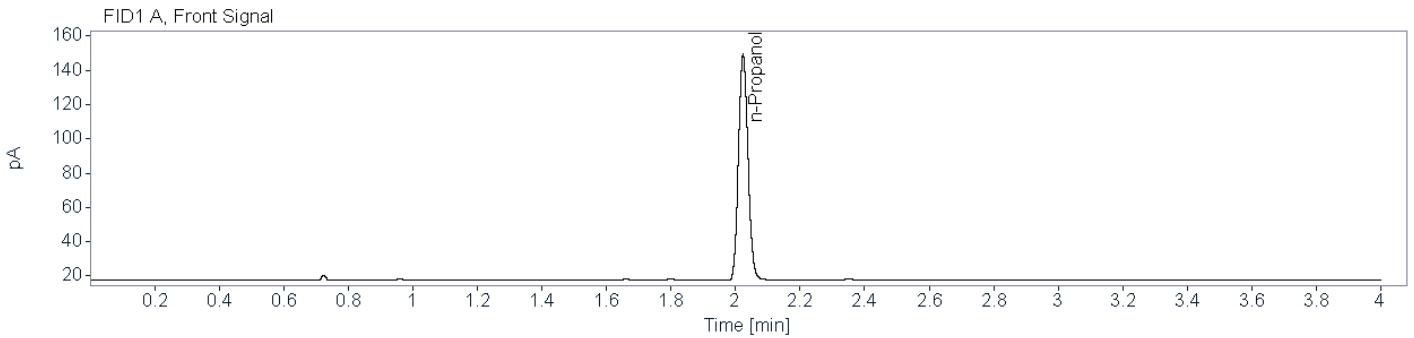


# Brazoria County Sheriff's Office Crime Lab

## Toxicology

### Ethanol Analysis

**Sample Name:** BCCL-24-0990 001 (24-1268)    **Description:** Alq 2    **Sample Barcode:** 24-1268    **Vial Number:** 51  
**Instrument:** BAC 1    **Acq. Method:** BAC.M    **Injection Date:** 5/29/2024 3:34:08 PM  
**Data File:** C:\Chem32\1\Data\2024\BAC\_20240529\_KB 2024-05-29 11-03-59\051F5101.D



**Name** FID1A

Compound	Peak Symmetry	RT [min]	Expected RT[min]	Area	Concentration [g/100 mL]
n-Propanol	0.87455	2.023	2.023	269.6761	0.0100

**Name** FID2B

Compound	Peak Symmetry	RT [min]	Expected RT[min]	Area	Concentration [g/100 mL]
n-Propanol	0.91049	2.622	2.621	252.7588	0.0100



# Brazoria County Crime Laboratory

Toxicology

## Ethanol Confirmation Worksheet

**Lab Number:**

BCCL-24-0995 001

**Batch Name:** BAC\_20240529\_KB

**Instrument:** BAC-1

**Analyst:** Kayla M. Baylor

**Specimen type:**



Blood



Liquid



Other: \_\_\_\_\_

**Results:**

Ethanol

FID1

FID2

Aliquot 1:

0.1479

Aliquot 1:

0.1480

Aliquot 2:

0.1490

Aliquot 2:

0.1487

**Reported Result:** 0.148 g/100 mL

**Reported UM:** 0.021 g/100 mL

**Comments:**

**Total Number of Printed Examination Pages:** 0

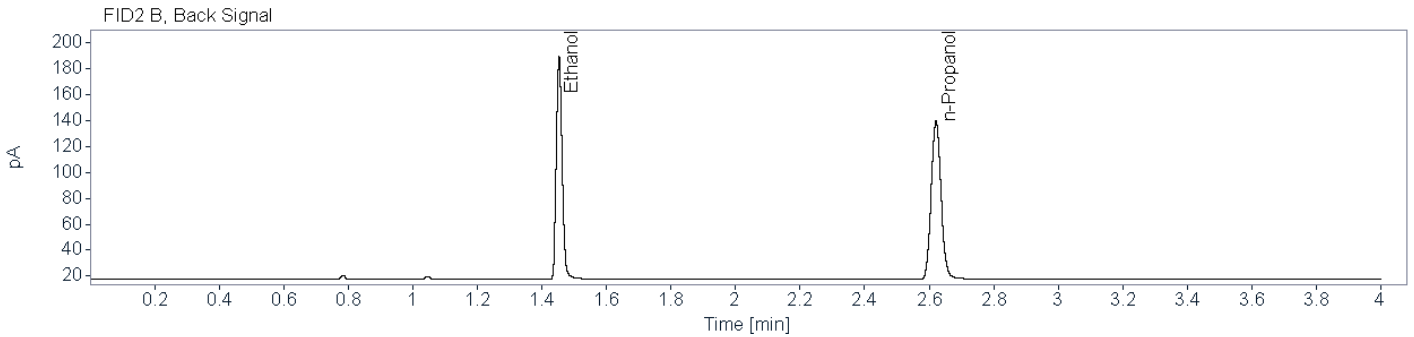
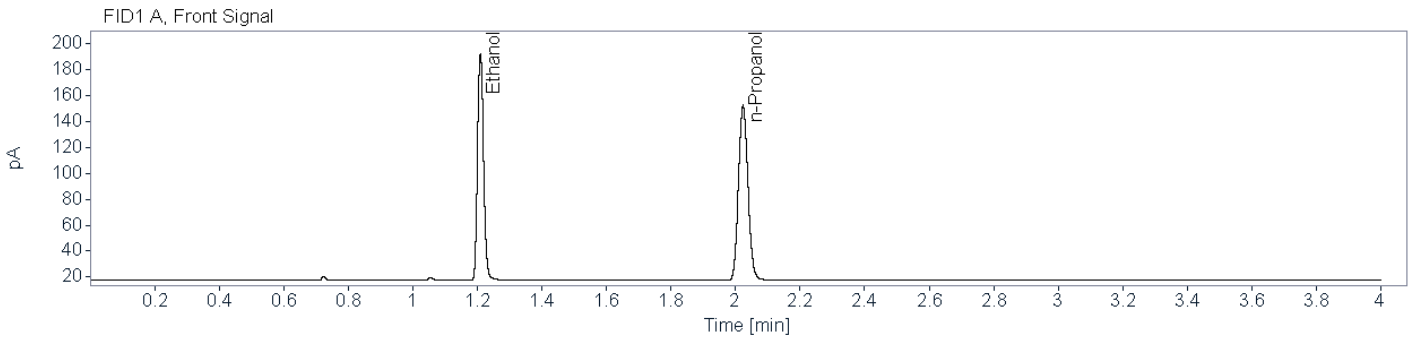


# Brazoria County Sheriff's Office Crime Lab

## Toxicology

### Ethanol Analysis

**Sample Name:** BCCL-24-0995 001 (24-1255)    **Description:** Alq 1    **Sample Barcode:** 24-1255    **Vial Number:** 38  
**Instrument:** BAC 1    **Acq. Method:** BAC.M    **Injection Date:** 5/29/2024 2:26:03 PM  
**Data File:** C:\Chem32\1\Data\2024\BAC\_20240529\_KB 2024-05-29 11-03-59\038F3801.D



**Name** FID1A

Compound	Peak Symmetry	RT [min]	Expected RT[min]	Area	Concentration [g/100 mL]
Ethanol	0.83869	1.209	1.209	229.8477	0.1479
n-Propanol	0.87787	2.023	2.023	276.9626	0.0100

**Name** FID2B

Compound	Peak Symmetry	RT [min]	Expected RT[min]	Area	Concentration [g/100 mL]
Ethanol	0.84605	1.453	1.454	217.0494	0.1480
n-Propanol	0.91116	2.621	2.621	259.1521	0.0100



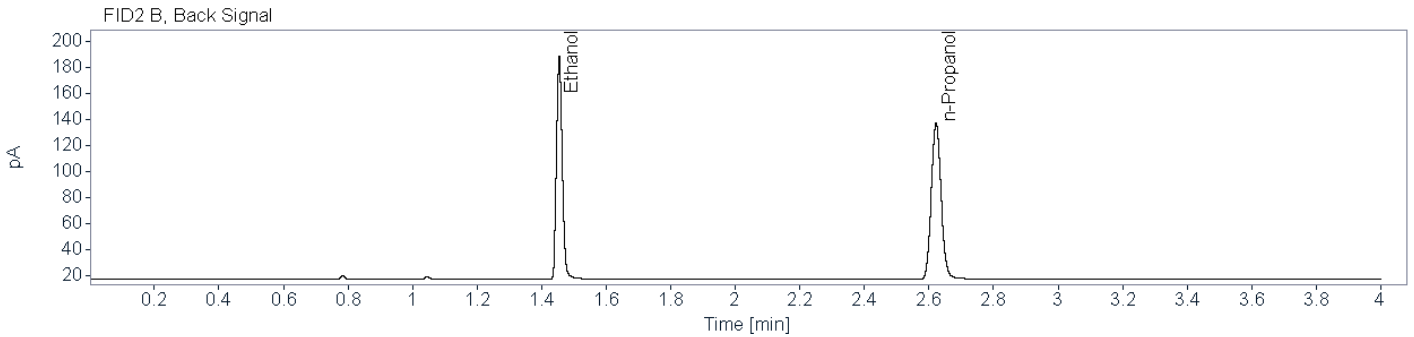
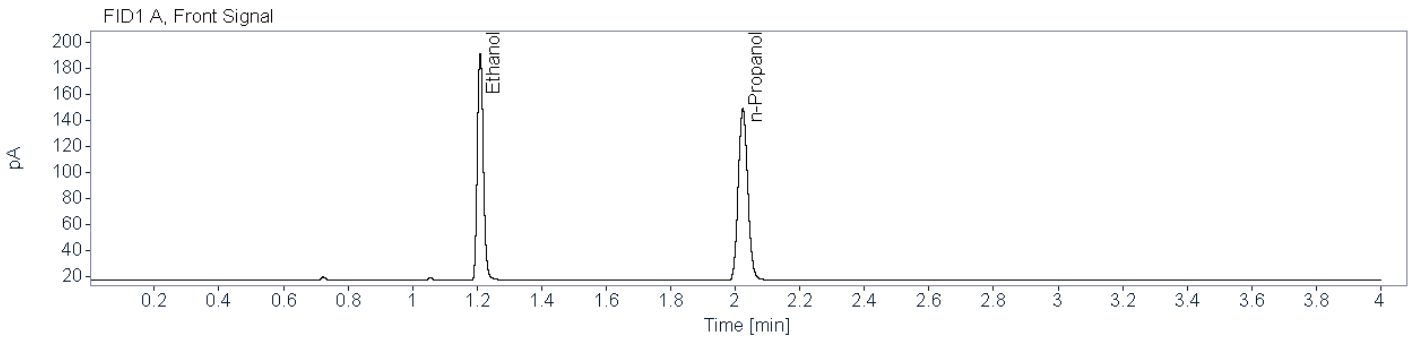


# Brazoria County Sheriff's Office Crime Lab

## Toxicology

### Ethanol Analysis

**Sample Name:** BCCL-24-0995 001 (24-1267)    **Description:** Alq 2    **Sample Barcode:** 24-1267    **Vial Number:** 50  
**Instrument:** BAC 1    **Acq. Method:** BAC.M    **Injection Date:** 5/29/2024 3:29:10 PM  
**Data File:** C:\Chem32\1\Data\2024\BAC\_20240529\_KB 2024-05-29 11-03-59\050F5001.D



**Name** FID1A

Compound	Peak Symmetry	RT [min]	Expected RT[min]	Area	Concentration [g/100 mL]
Ethanol	0.85396	1.210	1.209	224.8325	0.1490
n-Propanol	0.87352	2.023	2.023	269.0008	0.0100

**Name** FID2B

Compound	Peak Symmetry	RT [min]	Expected RT[min]	Area	Concentration [g/100 mL]
Ethanol	0.84205	1.455	1.454	212.0338	0.1487
n-Propanol	0.90743	2.622	2.621	251.9182	0.0100



# Brazoria County Crime Laboratory

Toxicology

## Ethanol Confirmation Worksheet

**Lab Number:**

BCCL-24-0997 001

**Batch Name:** BAC\_20240529\_KB

**Instrument:** BAC-1

**Analyst:** Kayla M. Baylor

**Specimen type:**



Blood



Liquid



Other: \_\_\_\_\_

**Results:**

Ethanol

FID1

FID2

Aliquot 1:

0.3097

Aliquot 1:

0.3097

Aliquot 2:

0.3088

Aliquot 2:

0.3092

**Reported Result:** 0.309 g/100 mL

**Reported UM:** 0.044 g/100 mL

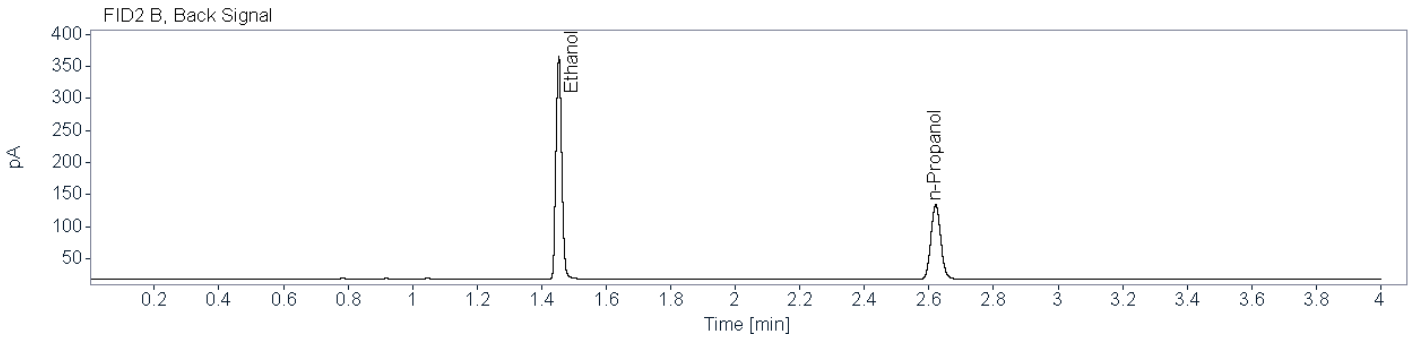
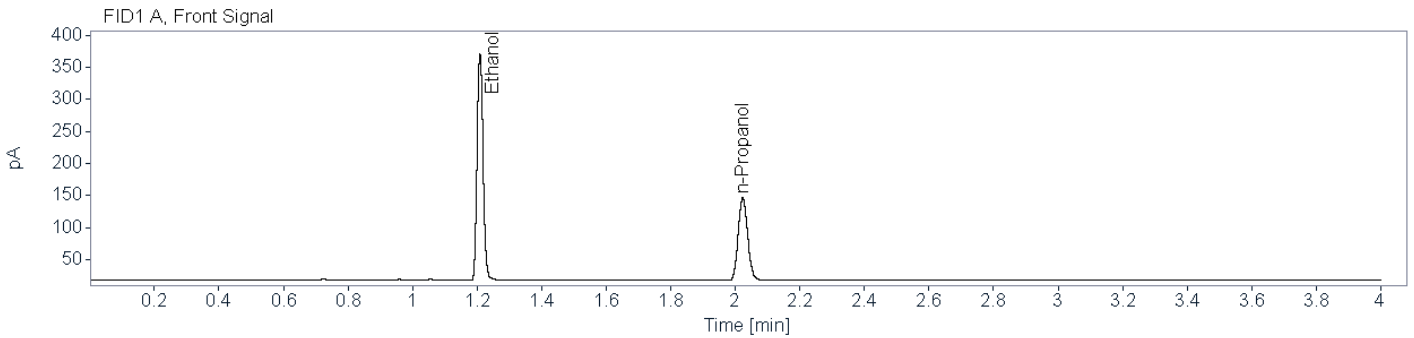
**Comments:**

**Total Number of Printed Examination Pages:** 0



**Brazoria County Sheriff's Office Crime Lab**  
**Toxicology**  
**Ethanol Analysis**

**Sample Name:** BCCL-24-0997 001 (24-1256)    **Description:** Alq 1    **Sample Barcode:** 24-1256    **Vial Number:** 39  
**Instrument:** BAC 1    **Acq. Method:** BAC.M    **Injection Date:** 5/29/2024 2:31:44 PM  
**Data File:** C:\Chem32\1\Data\2024\BAC\_20240529\_KB 2024-05-29 11-03-59\039F3901.D



**Name** FID1A

Compound	Peak Symmetry	RT [min]	Expected RT[min]	Area	Concentration [g/100 mL]
Ethanol	0.87379	1.209	1.209	459.5295	0.3097
n-Propanol	0.86926	2.023	2.023	263.8258	0.0100

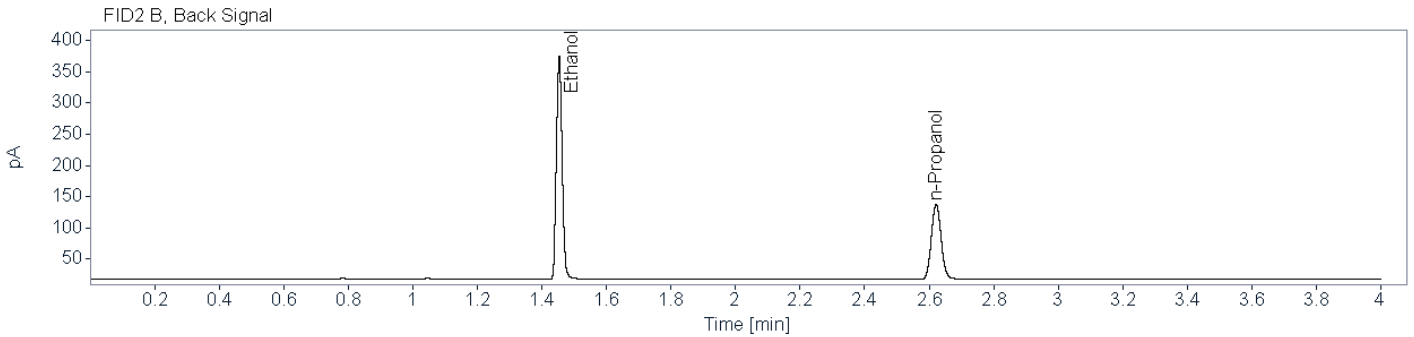
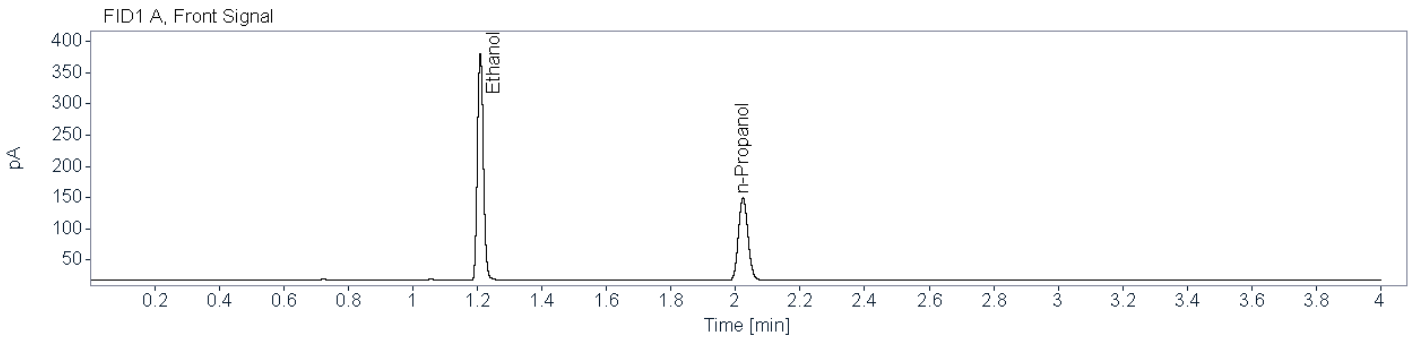
**Name** FID2B

Compound	Peak Symmetry	RT [min]	Expected RT[min]	Area	Concentration [g/100 mL]
Ethanol	0.89772	1.453	1.454	434.7031	0.3097
n-Propanol	0.90940	2.621	2.621	247.2951	0.0100



**Brazoria County Sheriff's Office Crime Lab**  
**Toxicology**  
**Ethanol Analysis**

**Sample Name:** BCCL-24-0997 001 (24-1266)    **Description:** Alq 2    **Sample Barcode:** 24-1266    **Vial Number:** 49  
**Instrument:** BAC 1    **Acq. Method:** BAC.M    **Injection Date:** 5/29/2024 3:23:44 PM  
**Data File:** C:\Chem32\1\Data\2024\BAC\_20240529\_KB 2024-05-29 11-03-59\049F4901.D



**Name** FID1A

Compound	Peak Symmetry	RT [min]	Expected RT[min]	Area	Concentration [g/100 mL]
Ethanol	0.86285	1.209	1.209	470.5720	0.3088
n-Propanol	0.87402	2.023	2.023	271.0034	0.0100

**Name** FID2B

Compound	Peak Symmetry	RT [min]	Expected RT[min]	Area	Concentration [g/100 mL]
Ethanol	0.89800	1.454	1.454	445.9375	0.3092
n-Propanol	0.90785	2.622	2.621	254.0587	0.0100



# Brazoria County Crime Laboratory

Toxicology

## Ethanol Confirmation Worksheet

**Lab Number:**

BCCL-24-0998 001

**Batch Name:** BAC\_20240529\_KB

**Instrument:** BAC-1

**Analyst:** Kayla M. Baylor

**Specimen type:**



Blood



Liquid



Other: \_\_\_\_\_

**Results:**

Ethanol

FID1

FID2

Aliquot 1:

0.1647

Aliquot 1:

0.1648

Aliquot 2:

0.1682

Aliquot 2:

0.1686

**Reported Result:** 0.166 g/100 mL

**Reported UM:** 0.024 g/100 mL

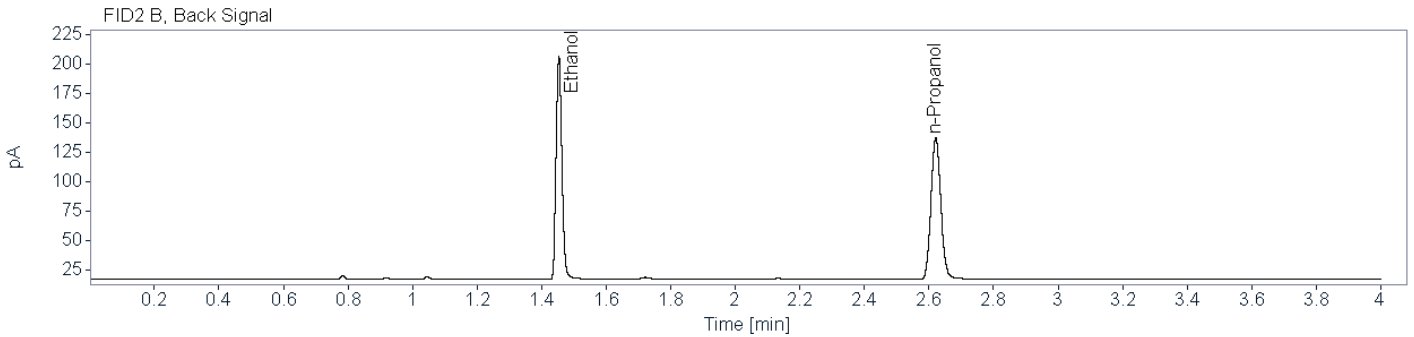
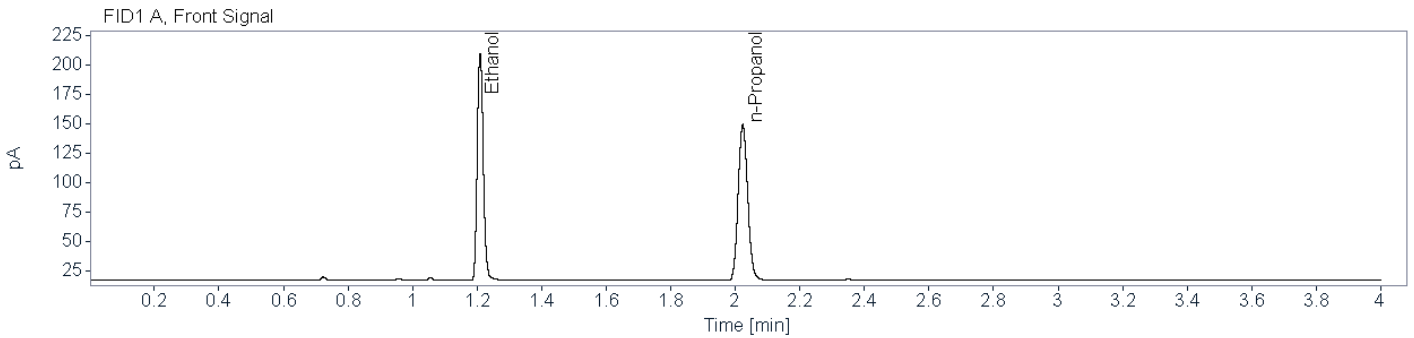
**Comments:**

**Total Number of Printed Examination Pages:** 0



**Brazoria County Sheriff's Office Crime Lab**  
**Toxicology**  
**Ethanol Analysis**

**Sample Name:** BCCL-24-0998 001 (24-1257)    **Description:** Alq 1    **Sample Barcode:** 24-1257    **Vial Number:** 40  
**Instrument:** BAC 1    **Acq. Method:** BAC.M    **Injection Date:** 5/29/2024 2:36:27 PM  
**Data File:** C:\Chem32\1\Data\2024\BAC\_20240529\_KB 2024-05-29 11-03-59\040F4001.D



**Name** FID1A

Compound	Peak Symmetry	RT [min]	Expected RT[min]	Area	Concentration [g/100 mL]
Ethanol	0.85383	1.209	1.209	250.6049	0.1647
n-Propanol	0.87468	2.023	2.023	271.0782	0.0100

**Name** FID2B

Compound	Peak Symmetry	RT [min]	Expected RT[min]	Area	Concentration [g/100 mL]
Ethanol	0.83673	1.454	1.454	237.2130	0.1648
n-Propanol	0.91140	2.621	2.621	254.0949	0.0100

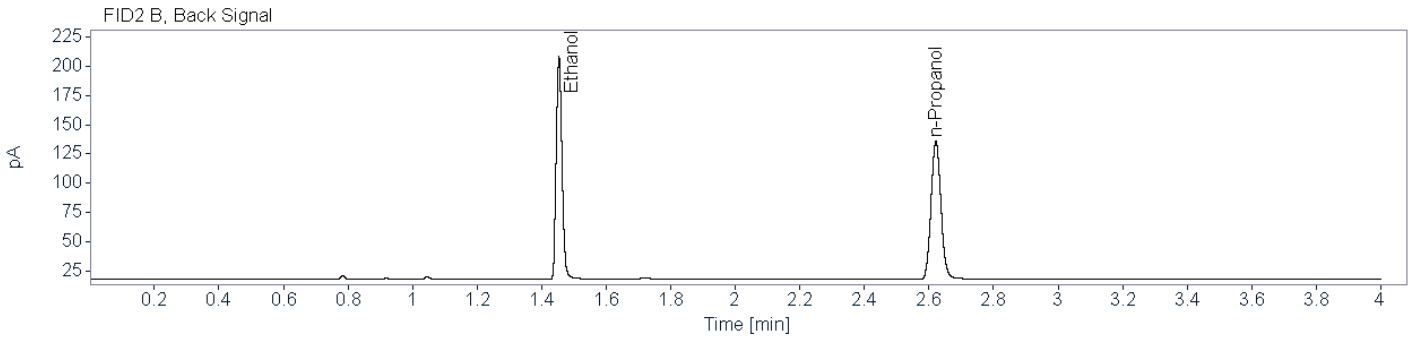
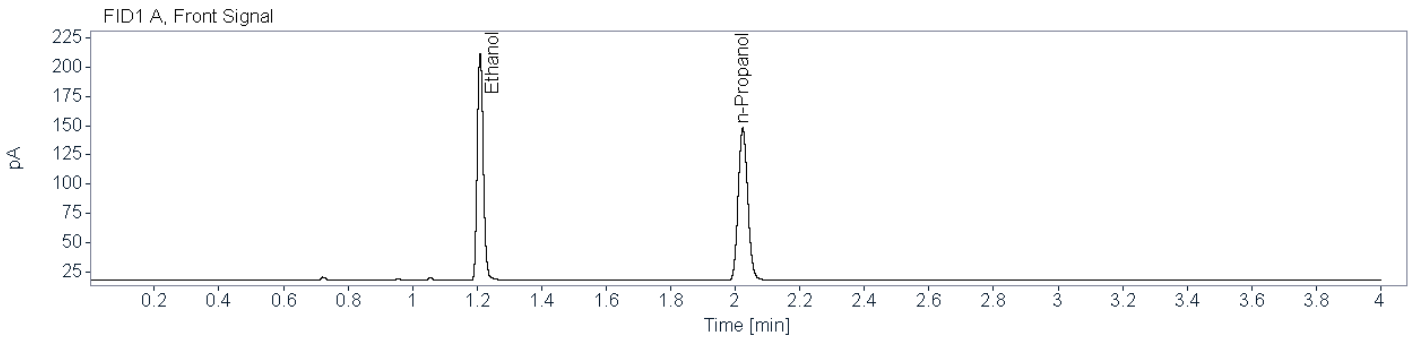


# Brazoria County Sheriff's Office Crime Lab

## Toxicology

### Ethanol Analysis

**Sample Name:** BCCL-24-0998 001 (24-1265)   
**Description:** Alq 2   
**Sample Barcode:** 24-1265   
**Vial Number:** 48  
**Instrument:** BAC 1   
**Acq. Method:** BAC.M   
**Injection Date:** 5/29/2024 3:18:46 PM  
**Data File:** C:\Chem32\1\Data\2024\BAC\_20240529\_KB 2024-05-29 11-03-59\048F4801.D



**Name** FID1A

Compound	Peak Symmetry	RT [min]	Expected RT[min]	Area	Concentration [g/100 mL]
Ethanol	0.85438	1.209	1.209	252.3903	0.1682
n-Propanol	0.87285	2.023	2.023	267.3503	0.0100

**Name** FID2B

Compound	Peak Symmetry	RT [min]	Expected RT[min]	Area	Concentration [g/100 mL]
Ethanol	0.84259	1.454	1.454	239.3704	0.1686
n-Propanol	0.91478	2.622	2.621	250.6450	0.0100



# Brazoria County Crime Laboratory

Toxicology

## Ethanol Confirmation Worksheet

**Lab Number:**

BCCL-24-1000 001

**Batch Name:** BAC\_20240529\_KB

**Instrument:** BAC-1

**Analyst:** Kayla M. Baylor

**Specimen type:**



Blood



Liquid



Other: \_\_\_\_\_

**Results:**

Ethanol

FID1

FID2

Aliquot 1:

0.0792

Aliquot 1:

0.0794

Aliquot 2:

0.0777

Aliquot 2:

0.0774


**Reported Result:** 0.078 g/100 mL

**Reported UM:** 0.011 g/100 mL

**Comments:**

**Total Number of Printed Examination Pages:** 0



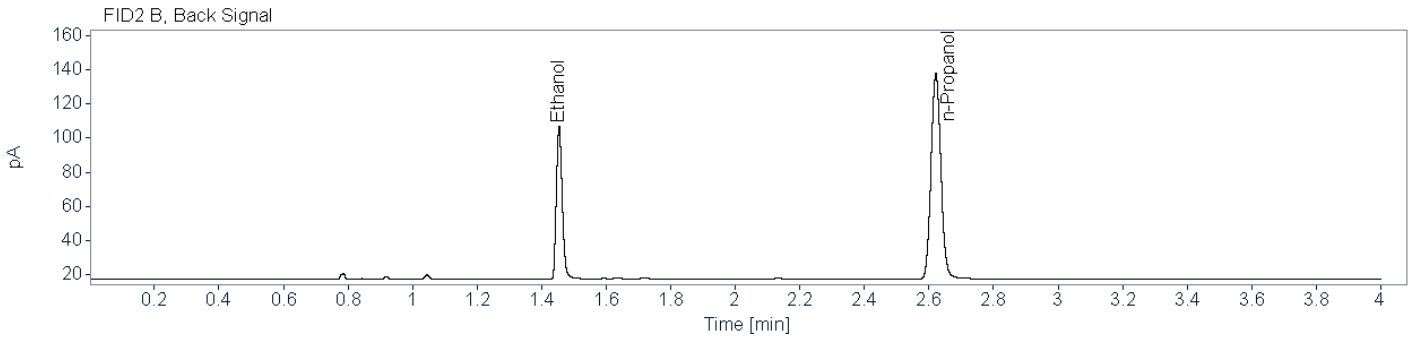
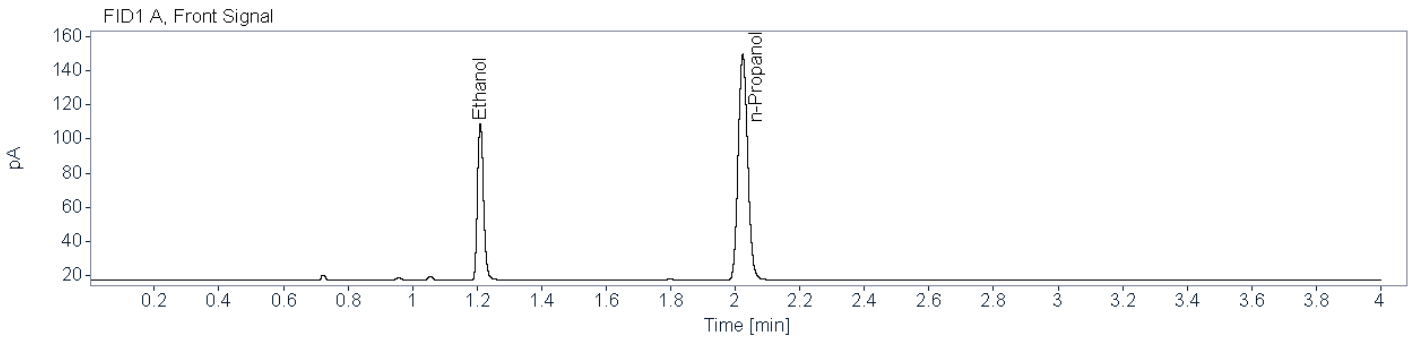


# Brazoria County Sheriff's Office Crime Lab

## Toxicology

### Ethanol Analysis

**Sample Name:** BCCL-24-1000 001 (24-1258)    **Description:** Alq 1    **Sample Barcode:** 24-1258    **Vial Number:** 41  
**Instrument:** BAC 1    **Acq. Method:** BAC.M    **Injection Date:** 5/29/2024 2:42:08 PM  
**Data File:** C:\Chem32\1\Data\2024\BAC\_20240529\_KB 2024-05-29 11-03-59\041F4101.D



**Name** FID1A

Compound	Peak Symmetry	RT [min]	Expected RT[min]	Area	Concentration [g/100 mL]
Ethanol	0.81966	1.210	1.209	119.8139	0.0792
n-Propanol	0.87484	2.023	2.023	270.5741	0.0100

**Name** FID2B

Compound	Peak Symmetry	RT [min]	Expected RT[min]	Area	Concentration [g/100 mL]
Ethanol	0.81140	1.454	1.454	113.3483	0.0794
n-Propanol	0.91388	2.622	2.621	253.5494	0.0100

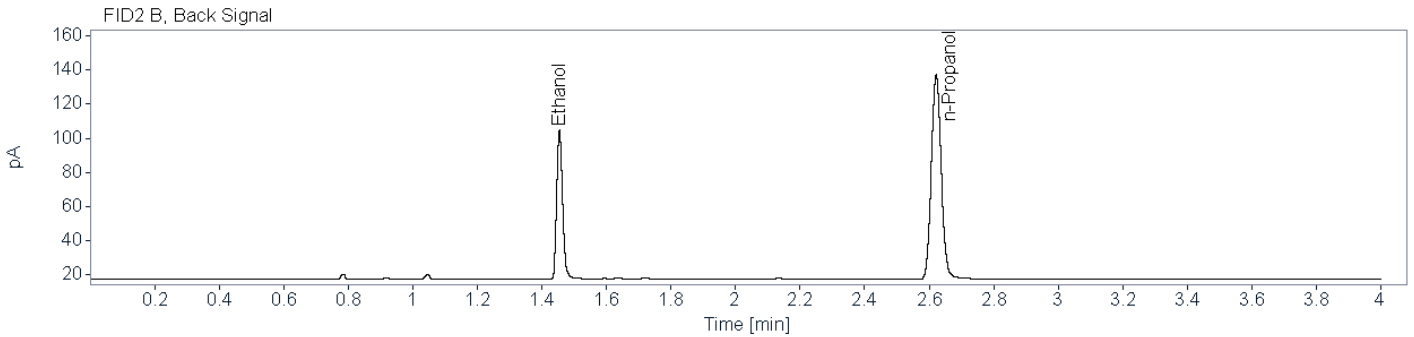
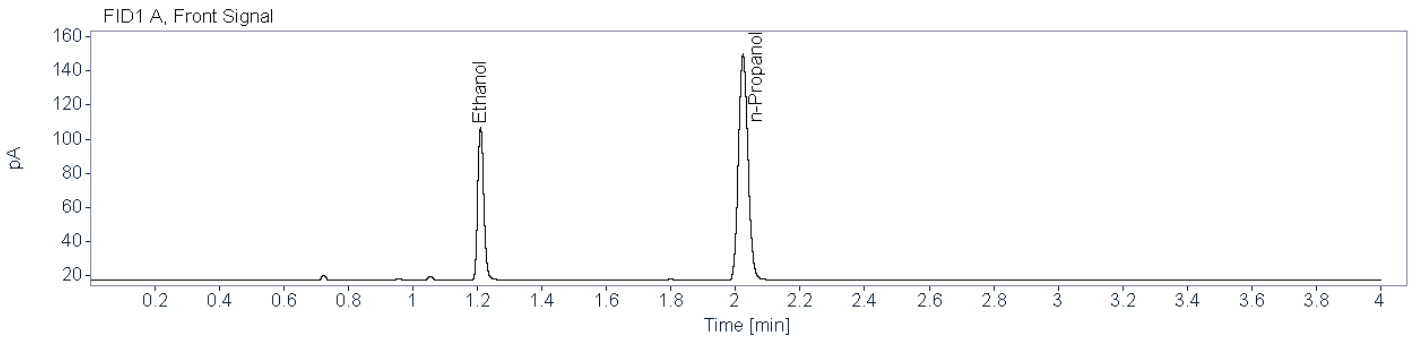


# Brazoria County Sheriff's Office Crime Lab

## Toxicology

### Ethanol Analysis

**Sample Name:** BCCL-24-1000 001 (24-1264)   
**Description:** Alq 2   
**Sample Barcode:** 24-1264   
**Vial Number:** 47  
**Instrument:** BAC 1   
**Acq. Method:** BAC.M   
**Injection Date:** 5/29/2024 3:13:20 PM  
**Data File:** C:\Chem32\1\Data\2024\BAC\_20240529\_KB 2024-05-29 11-03-59\047F4701.D



**Name** FID1A

Compound	Peak Symmetry	RT [min]	Expected RT[min]	Area	Concentration [g/100 mL]
Ethanol	0.82970	1.210	1.209	117.2735	0.0777
n-Propanol	0.87802	2.023	2.023	270.2448	0.0100

**Name** FID2B

Compound	Peak Symmetry	RT [min]	Expected RT[min]	Area	Concentration [g/100 mL]
Ethanol	0.81136	1.454	1.454	110.2851	0.0774
n-Propanol	0.91013	2.622	2.621	253.2032	0.0100



# Brazoria County Crime Laboratory

Toxicology

## Ethanol Confirmation Worksheet

**Lab Number:**

BCCL-24-1001 001

**Batch Name:** BAC\_20240529\_KB

**Instrument:** BAC-1

**Analyst:** Kayla M. Baylor

**Specimen type:**



Blood



Liquid



Other: \_\_\_\_\_

**Results:**

Ethanol

FID1

FID2

Aliquot 1:

0.1423

Aliquot 1:

0.1425

Aliquot 2:

0.1430

Aliquot 2:


0.1438

**Reported Result:** 0.142 g/100 mL

**Reported UM:** 0.020 g/100 mL

**Comments:**

**Total Number of Printed Examination Pages:** 0

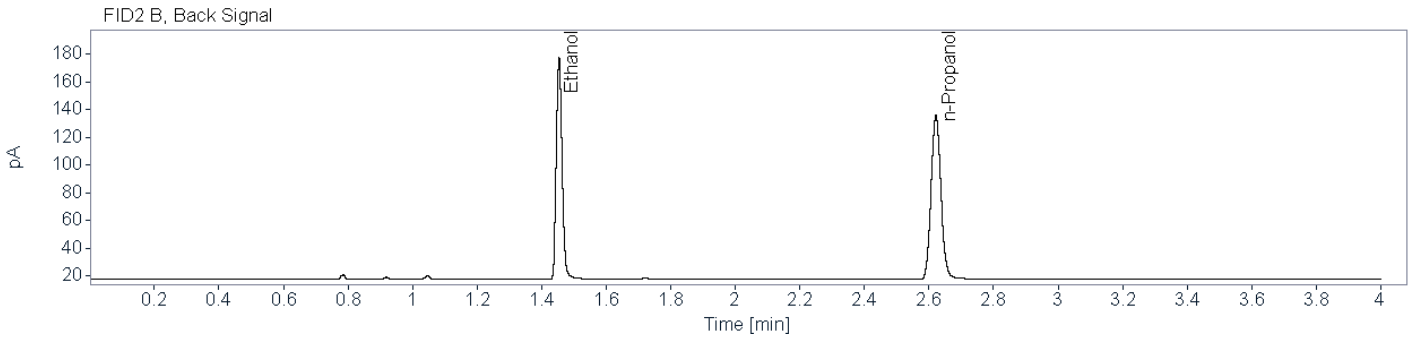
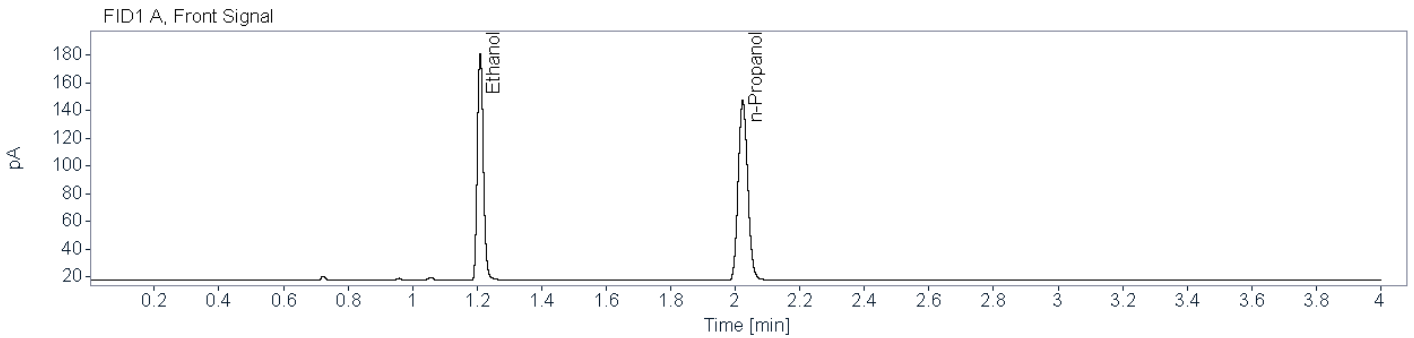


# Brazoria County Sheriff's Office Crime Lab

## Toxicology

### Ethanol Analysis

**Sample Name:** BCCL-24-1001 001 (24-1259)    **Description:** Alq 1    **Sample Barcode:** 24-1259    **Vial Number:** 42  
**Instrument:** BAC 1    **Acq. Method:** BAC.M    **Injection Date:** 5/29/2024 2:46:51 PM  
**Data File:** C:\Chem32\1\Data\2024\BAC\_20240529\_KB 2024-05-29 11-03-59\042F4201.D



**Name** FID1A

Compound	Peak Symmetry	RT [min]	Expected RT[min]	Area	Concentration [g/100 mL]
Ethanol	0.85033	1.210	1.209	212.6787	0.1423
n-Propanol	0.86851	2.023	2.023	266.3571	0.0100

**Name** FID2B

Compound	Peak Symmetry	RT [min]	Expected RT[min]	Area	Concentration [g/100 mL]
Ethanol	0.84008	1.454	1.454	201.1593	0.1425
n-Propanol	0.90422	2.622	2.621	249.4340	0.0100

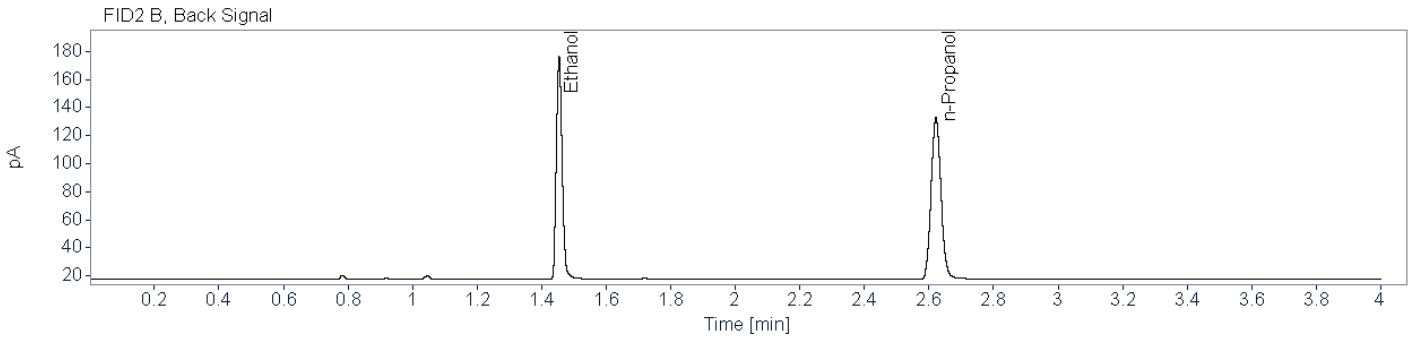
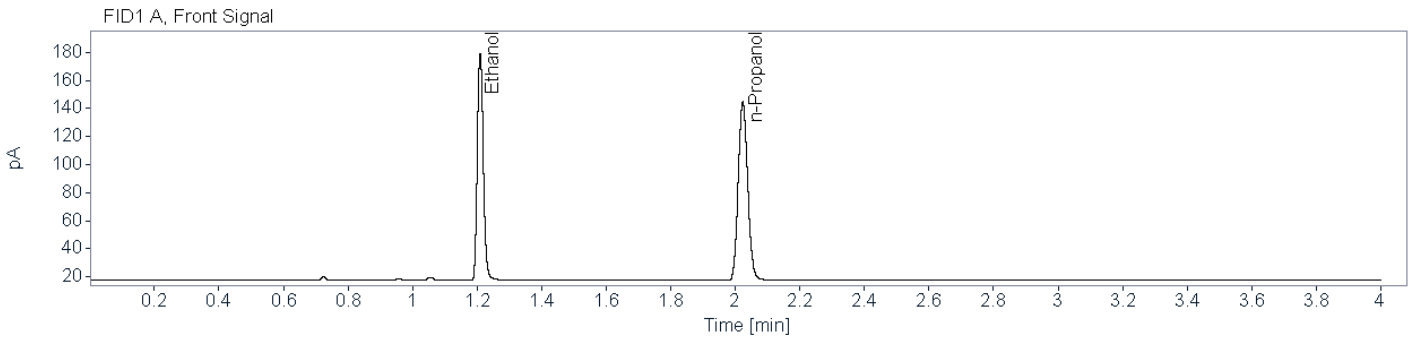


# Brazoria County Sheriff's Office Crime Lab

## Toxicology

### Ethanol Analysis

**Sample Name:** BCCL-24-1001 001 (24-1263)    **Description:** Alq 2    **Sample Barcode:** 24-1263    **Vial Number:** 46  
**Instrument:** BAC 1    **Acq. Method:** BAC.M    **Injection Date:** 5/29/2024 3:07:39 PM  
**Data File:** C:\Chem32\1\Data\2024\BAC\_20240529\_KB 2024-05-29 11-03-59\046F4601.D



**Name** FID1A

Compound	Peak Symmetry	RT [min]	Expected RT[min]	Area	Concentration [g/100 mL]
Ethanol	0.84884	1.210	1.209	208.6747	0.1430
n-Propanol	0.86824	2.023	2.023	260.1424	0.0100

**Name** FID2B

Compound	Peak Symmetry	RT [min]	Expected RT[min]	Area	Concentration [g/100 mL]
Ethanol	0.83831	1.454	1.454	198.1631	0.1438
n-Propanol	0.89948	2.622	2.621	243.5183	0.0100



# Brazoria County Crime Laboratory

Toxicology

## Ethanol Confirmation Worksheet

**Lab Number:**

BCCL-24-1002 001

**Batch Name:** BAC\_20240529\_KB

**Instrument:** BAC-1

**Analyst:** Kayla M. Baylor

**Specimen type:**



Blood



Liquid



Other: \_\_\_\_\_

**Results:**

Ethanol

FID1

FID2

Aliquot 1:

0.1726

Aliquot 1:

0.1722

Aliquot 2:

0.1741

Aliquot 2:

0.1739

**Reported Result:** 0.173 g/100 mL

**Reported UM:** 0.025 g/100 mL

**Comments:**

**Total Number of Printed Examination Pages:** 0

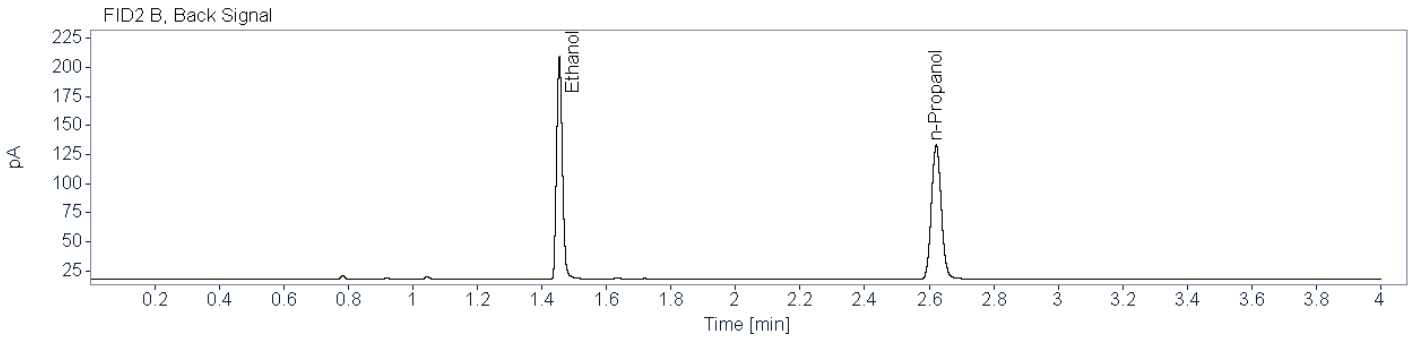
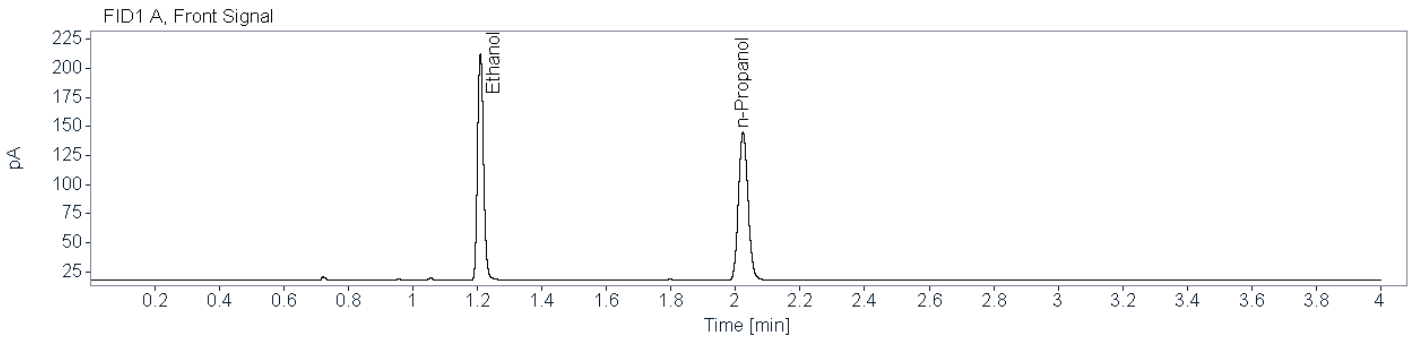


# Brazoria County Sheriff's Office Crime Lab

## Toxicology

### Ethanol Analysis

**Sample Name:** BCCL-24-1002 001 (24-1260)    **Description:** Alq 1    **Sample Barcode:** 24-1260    **Vial Number:** 43  
**Instrument:** BAC 1    **Acq. Method:** BAC.M    **Injection Date:** 5/29/2024 2:52:32 PM  
**Data File:** C:\Chem32\1\Data\2024\BAC\_20240529\_KB 2024-05-29 11-03-59\043F4301.D



**Name** FID1A

Compound	Peak Symmetry	RT [min]	Expected RT[min]	Area	Concentration [g/100 mL]
Ethanol	0.84016	1.209	1.209	252.8690	0.1726
n-Propanol	0.87514	2.023	2.023	261.0318	0.0100

**Name** FID2B

Compound	Peak Symmetry	RT [min]	Expected RT[min]	Area	Concentration [g/100 mL]
Ethanol	0.84702	1.454	1.454	238.4576	0.1722
n-Propanol	0.90480	2.622	2.621	244.4802	0.0100

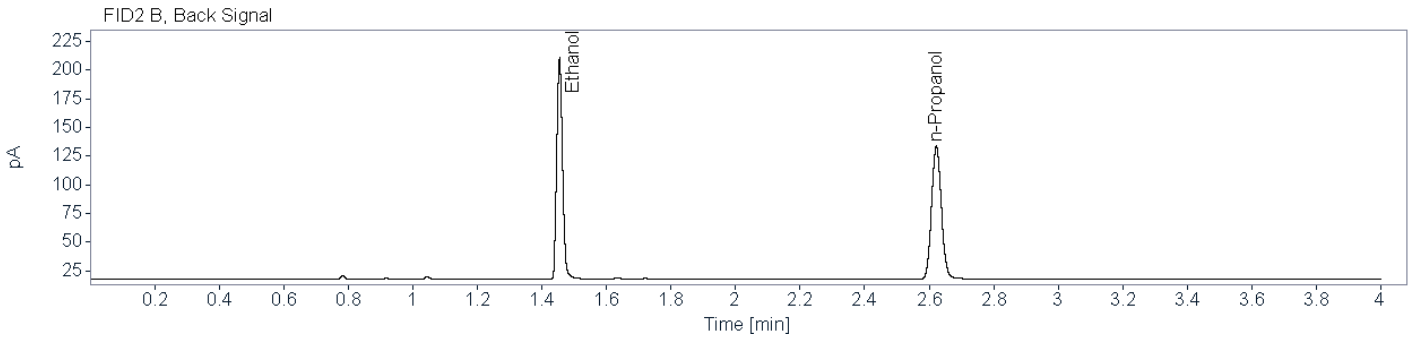
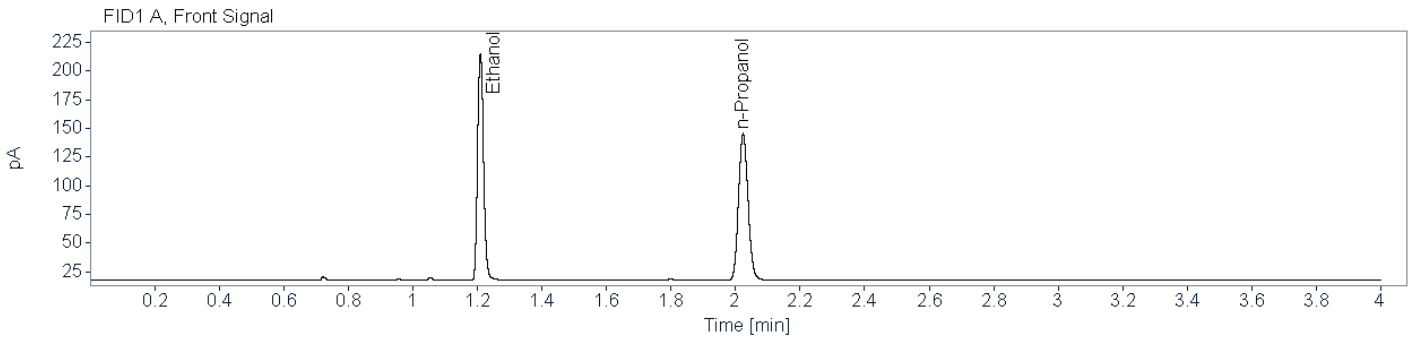


# Brazoria County Sheriff's Office Crime Lab

## Toxicology

### Ethanol Analysis

**Sample Name:** BCCL-24-1002 001 (24-1262)   
**Description:** Alq 2   
**Sample Barcode:** 24-1262   
**Vial Number:** 45  
**Instrument:** BAC 1   
**Acq. Method:** BAC.M   
**Injection Date:** 5/29/2024 3:02:56 PM  
**Data File:** C:\Chem32\1\Data\2024\BAC\_20240529\_KB 2024-05-29 11-03-59\045F4501.D



**Name** FID1A

Compound	Peak Symmetry	RT [min]	Expected RT[min]	Area	Concentration [g/100 mL]
Ethanol	0.84583	1.210	1.209	255.3922	0.1741
n-Propanol	0.87635	2.023	2.023	261.2214	0.0100

**Name** FID2B

Compound	Peak Symmetry	RT [min]	Expected RT[min]	Area	Concentration [g/100 mL]
Ethanol	0.84976	1.455	1.454	241.0759	0.1739
n-Propanol	0.90847	2.622	2.621	244.7301	0.0100