



ANGELA DEES, CIO

BRAZORIA COUNTY TREASURER

111 E. Locust, Room 305 Angleton, Texas 77515-4654
979-864-1353 FAX 979-864-1680

Attached is the Monthly Treasurer's Report submitted by Angela Dees, Brazoria County Treasurer for the month of **June 2024**. This report is submitted in compliance with the Local Government Code Chapter 114, Chapter 2256 and Chapter 2257. This report contains:

Commissioners' Court Affidavit: 114.026 (d)
Monies received and disbursed: 114.026 (a) (1)
Pledged Securities Management Report: 2257.021
All other proceedings in the Treasurer's office: 114.026 (a) (3)
Brazoria County general ledger fund activity: 114.026 (c)

Brazoria County Investment Portfolio for **June 2024**: 2256.023

"I CERTIFY THAT TO THE BEST OF MY KNOWLEDGE THE ATTACHED REPORTS ARE TRUE AND CORRECT."

A handwritten signature in blue ink, appearing to read "Angela Dees", written over a horizontal line.

Angela Dees, CIO
Brazoria County Treasurer


MINUTES OF COUNTY FINANCES
TREASURER'S MONTHLY REPORT AFFIDAVIT
COMMISSIONERS' COURT July 23, 2024

BEFORE ME, the undersigned authority, a Notary Public in and for Brazoria County, Texas, on this day personally appeared the Members of Brazoria County Commissioners' Court and who after being duly sworn upon their oaths do hereby state as follows:


The requirements of Subsection (c) of the Texas Local Government Code §114.026 have been met and that we have reviewed and examined the Monthly Report of: ANGELA DEES, Treasurer of Brazoria County, Texas for **June 2024**.

Further, having taken reasonable steps to ensure its accuracy as presented, approve the report and enter this order into the minutes which state total cash and other assets in the custody of the County Treasurer at the time of the examination to be **\$265,702,300.92**.


The Treasurer's report and this affidavit will be published on the Brazoria County website.




L. M. "Matt" Sebesta, Jr.
County Judge




Donald W. "Dude" Payne
Commissioner Precinct 1



Ryan Cade
Commissioner Precinct 2




Stacy L. Adams
Commissioner Precinct 3



David R. Linder
Commissioner Precinct 4

SUBSCRIBED AND SWORN TO BEFORE ME THIS **23rd day of JULY, 2024**.





Notary Public in and for Brazoria County, Texas
My Commission Expires: **April 12, 2025**

Brazoria County Bank Account Activity and Interest Report for June 2024

Account	Beginning Bank Balance 06/01/2024	Deposits and Other Credits Received	Checks and Other Debits Disbursed	Ending Bank Balance 06/30/2024	Monthly Interest Earned	Interest Rate
FIRST NATIONAL BANK OF LAKE JACKSON						
Payroll	1,632,658.54	11,180,255.87	(11,204,450.34)	1,608,464.07	6,861.63	3.50
Operating	4,943,313.56	35,123,145.88	(27,470,761.60)	12,595,697.84	27,709.37	3.50
Comptroller Direct Deposit	397,870.92	2,881,947.66	(2,706,626.13)	573,192.45	2,535.21	3.50
Employee Benefit Trust Fund *	429,888.98	2,736,958.69	(2,181,899.86)	984,947.81	2,847.08	3.50
Credit Card Account	587,044.19	529,267.57	(368,436.09)	747,875.67	1,725.22	3.50
E-Filing / E-Recording	212,607.10	305,443.45	(281,117.35)	236,933.20	674.35	3.50
Parks Credit Card	28,226.93	50,179.52	(43,864.33)	34,542.12	107.92	3.50
Electronic Collections Clearing	48,487.54	93,692.53	(109,626.40)	32,553.67	126.57	3.50
Brazoria County Receivables	-	0.00	0.00	0.00	0.00	3.50
Tax Assessor/Collector Veh Inventory Prop Tax	879,008.09	243,399.90	(5,995.65)	1,116,412.34	2,901.29	3.50
Tax Assessor/Collector Boat Sales Tax *	45,236.30	47,159.03	(49,967.56)	42,427.77	83.02	3.50
Tax Assessor/Collector Motor Vehicle Acct	2,784,494.37	7,574,367.38	(7,942,363.72)	2,416,498.03	7,876.70	3.50
Tax Assessor/Collector Boat Collections	7,344.48	73,230.01	(68,078.81)	12,495.68	38.31	3.50
Tax Assessor/Collector Sales Tax Account *	1,816,224.11	5,579,305.49	(5,831,990.16)	1,563,539.44	3,956.57	3.50
Tax Assessor/Collector Tax Account	3,670,015.22	37,140,026.57	(30,344,291.56)	10,465,750.23	17,662.23	3.50
County Clerk Registry Fund	3,850,807.55	3,848,613.78	(773,832.63)	6,925,588.70	14,135.95	3.50
District Clerk Trust Fund	4,850,613.62	189,612.29	(301,778.03)	4,738,447.88	13,794.73	3.50
Sheriff Barber Shop Ed Training Program *	79,495.38	2,660.24	(290.17)	81,865.45	230.64	3.50
Sheriff's Dept Narcotic Unit-Operations	6,383.45	0.00	(5,117.00)	1,266.45	9.21	3.50
Comm. Super & Corrections Dept. Restitution Acct	135,454.30	20,372.02	(21,344.61)	134,481.71	391.73	3.50
District Atty Check Collection Account	27,278.35	0.00	(949.75)	26,328.60	77.11	3.50
Investment Acct	0.00	2,004,300.00	(2,004,300.00)	0.00	2,110.83	3.50
County Clerk Juvenile Restitution	2,272.94	394.60	(217.73)	2,449.81	6.53	3.50
District Clerk Restitution Fund	4,564.62	527.23	(359.59)	4,732.26	13.64	3.50
First National Bank of Lake Jackson Totals	26,439,290.54	109,624,859.71	(91,717,659.07)	44,346,491.18	105,875.84	

Total Balance of Non-Int Earning Accts: 3,783,196.07

Sheriff, County and District Clerks Cash Bonds; Inmate Trust; TCEQ; Bail Bond Sec; HMGP

Total balance of all accounts at First National Bank of Lake Jackson as of last day of month 48,129,687.25

This report is presented in accordance with The Texas Government Code Title 4 Sec. 114.026 (a)(1) and I certify that to the best of my knowledge the above is the true and correct cash balance remaining in the Treasurer's custody.



Angela Dees, CIO
Brazoria County Treasurer

Reportfolio

First National Bank of Lake Jackson, Lake Jackson, T
 Published: 7/1/2024 4:14:11 PM

Management Report
 Pledged To: BRAZORIA COUNTY

Date: 30-Jun-24
 Page: 18

Section V-C

Safekeeping

Code	Cusip	Description	Maturity	Prerefund	Pool	Moody	Original Face	Pledged	Pledged	Pledged	Pledged	Pledged
Location	Trans#		FAS 115		Coupon	StdPoor	Percent	Face Value	Par Value	Book Value	Market Value	Market Value
FHLB	3137H0KF4	FHR 5121 G			1.000		100.00%	\$3,000,000.00	\$1,407,223.50	\$1,405,471.72	\$1,043,727.26	
	618181202107091	2/25/2051										
FEDERAL HOME LOAN BANK AFS												
FHLB	3137H1QS8	FHR 5136 JL			1.250		100.00%	\$2,000,000.00	\$1,620,377.28	\$1,627,977.29	\$1,292,333.20	
	621476202107291	2/25/2051										
FEDERAL HOME LOAN BANK AFS												
FHLB	38383DVS4	GNR 2021-193 PC			1.500		100.00%	\$2,500,000.00	\$1,891,439.98	\$1,900,564.95	\$1,566,069.32	
	643477202111291	6/20/2051										
FEDERAL HOME LOAN BANK AFS												
FHLB	38383U3Q1	GNR 2022-173 QP			5.000		100.00%	\$2,000,000.00	\$1,586,208.40	\$1,591,617.04	\$1,568,673.50	
	686004202211011	6/20/2051										
FEDERAL HOME LOAN BANK AFS												
FHLB	12566PAB1	CIM 2021-INV1 A2			2.500	Aaa	100.00%	\$2,500,000.00	\$1,987,617.47	\$2,032,757.35	\$1,597,438.22	
	633367202110131	7/1/2051				NA						
FEDERAL HOME LOAN BANK AFS												
FHLB	3136BJT47	FNR 2021-75 PB			1.500		100.00%	\$2,000,000.00	\$1,647,025.04	\$1,645,738.30	\$1,351,673.92	
	637211202110281	11/25/2051										
FEDERAL HOME LOAN BANK AFS												
45 CMOs - Fixed Rate												
FHLB	3137F4X23	FHMS K731 AM			3.600		100.00%	\$116,354,000.00	\$39,147,368.08	\$39,442,049.11	\$32,173,995.10	
	687832202212081	2/25/2025										
FEDERAL HOME LOAN BANK AFS												
1 CMBS - Fixed CMO												
								\$2,500,000.00	\$2,500,000.00	\$2,479,953.38	\$2,464,960.50	
								\$348,966,828.00	\$68,460,525.34	\$68,920,643.79	\$59,474,886.17	
Total Pledged 13Z Iq: BRC BRAZORIA COUNTY												
								\$0.00	Munis with Maturity Under 2 Years	\$12,570,183.06	Other securities with Stated Maturity Under 2 Years	
								\$0.00	Munis with Maturity Over 2 Years	\$55,890,342.28	Other securities with Stated Maturity Over 2 Years	

** If no data is shown, then there are no pledges for the current period.



ANGELA DEES, CIO
BRAZORIA COUNTY TREASURER

Brazoria County Treasurer's Office Proceedings for June 2024

ACTIVITY	COUNT	AMOUNT
Cash Receipts issued	58	\$ 291,461.62
Treasurer Brinks Cash/Checks Deposits Processed	10	\$ 6,836.00
Treasurer Remote Deposits Processed	54	\$ 323,642.65
HealthCare Invoices processed		
Retiree Premium Processed	398	\$ 48,579.38
Under 65 Retiree Prepaid 401H Reimbursements processed	142	\$ 41,890.00
Over 65 Retiree Prepaid 401H reimbursements processed	266	\$ 72,106.00
Wire Transfers executed	81	\$ 30,291,000.54
Toll Road Wires Executed	11	\$ 479,616.23
EFT files processed	18	\$ 11,426,776.16
Account Payables checks printed and distributed (102101)	1177	\$ 10,630,418.05
Jury Payments Processed	867	\$ 28,604.00
BCCSCD checks printed and distributed	111	\$ 26,522.43
HUD checks printed and distributed	86	\$ 164,090.23
Payroll checks printed and distributed (102821)	101	\$ 102,107.79
Payroll advices printed and distributed (est):	700	-
Stop payments issued	57	\$ 50,944.67
Positive Pay files processed:	6	
General ledger Journal Entries posted - BRAZO	102	-
Toll Road General Ledger Journal Entries Posted	33	-
Reports to State	3	-
EFT Set ups, Declines and/or changes to EFT's	3	-

Submitted for compliance with Local Government Code Sec. 114.026 subsection (a)(3)

"I certify to the best of my knowledge the above information is true and correct."

Angela Dees, CIO
Brazoria County Treasurer



Brazoria County General Ledger Fund Balance Activity
June 1, 2024 - June 30, 2024

998 Included

General Ledger Fund balances are of the last day of the month and may not include all journal entries and adjustments for that month.
 Bank accounts have been reconciled or, are in the process of being reconciled to general ledger since this report was generated.
 Submitted for compliance with Local Government Code Sec. 114.026 subsection (c)

Fund	Cash				Investments			
	Opening GL Balance	GL Debit	GL Credit	GL Ending Balance	Opening GL Balance	GL Debit	GL Credit	GL Ending Balance
10000 - General Fund	\$25,266,961.59	\$77,355,923.68	-\$69,866,313.73	\$32,756,571.54	\$105,285,987.14	\$16,777,628.55	-\$2,000,000.00	\$120,063,615.69
10100 - General Fund - Construction								
10110 - Grand Parkway								
10200 - Juv Prob Fees	\$18,545.12	\$277.67	-\$310.65	\$18,512.14				
10300 - Unclaimed Juvenile Restitution	\$11,568.52	\$0.00	\$0.00	\$11,568.52				
10350 - Sheriff Special Response Team	\$18,480.78	\$54.97	\$0.00	\$18,535.75				
10400 - Env Health-Retail Food Permits	\$67,677.82	\$26,117.20	-\$34,710.08	\$59,084.94				
10500 - District Clerk Contingency	\$528,020.44	\$1,590.00	-\$5.00	\$529,605.44	\$292,637.63	\$1,277.66	\$0.00	\$293,915.29
10600 - Fire Training Field	\$13,892.31	\$41.15	-\$59.20	\$13,874.26				
10700 - Parks Special Events	\$25,637.41	\$1,183.26	-\$1,286.94	\$25,533.73				
10710 - Parks SFA Special Projects	\$10,317.23	\$406.66	-\$54.23	\$10,669.66				
10850 - CPS-Donations	\$31,209.19	\$1,095.81	\$0.00	\$32,305.00				
20000 - Road and Bridge Non-Construct	\$7,441,158.93	\$3,231,033.64	-\$2,907,768.25	\$7,764,424.32	\$34,134,769.14	\$150,549.18	\$0.00	\$34,285,318.32
20500 - Road and Bridge Construction	\$19,516.69	\$161,243.97	-\$1,584,692.67	-\$1,403,932.01				
30000 - USDA-WIC								
30100 - HHSC Women Infants & Children	-\$333,565.33	\$377,741.04	-\$351,667.76	-\$307,492.05				
30200 - USDA-WIC Peer Counseling								
30300 - USDA-WIC Registered Diet								
30400 - USDA-WIC Lactation Reimb.								
30502 - HHS-PPCPS-CRI	-\$2,879.96	\$12,543.20	-\$15,326.35	-\$5,663.11				
30600 - HHS-RLSS-LPHS	-\$8,624.14	\$17,445.02	-\$13,126.20	-\$4,305.32				
30701 - HHS-CPS/HCID-PHEP								
30702 - HHS-CPS/UNIQUE								
30705 - HHS-PPCPS-HAZARDS	-\$18,265.47	\$57,112.44	-\$48,565.84	-\$9,718.87				
30706 - 2017 Hur Public Hlth Crisis R	\$0.04	\$0.00	-\$0.03	\$0.01				
30707 - COVID-19 Health Grant								
30708 - COVID19-2 Health Grant								
30709 - COVID-19 Vaccination Capacity	-\$83,134.87	\$170,704.58	-\$176,089.23	-\$88,519.52				
30710 - HHS-INFECTIOUS_DIS_CONTRL_UNIT	-\$2,975.87	\$16,202.96	-\$14,743.07	-\$1,515.98				
30711 - COVID Health Disparities	-\$0.23	\$0.24	\$0.00	\$0.01				
30712 - COVID-PH Workforce Capacity	-\$6,980.32	\$20,110.54	-\$21,281.41	-\$8,151.19				
30713 - PHIG-Public Hlth Infrastructur	-\$995.00	\$0.00	\$0.00	-\$995.00				
30800 - HHS-CPS-Title IV-E-FCM	-\$3,593.02	\$2,778.64	-\$8,009.30	-\$8,823.68				
30850 - HHS-CPS-Title IV-E Legal Svcs	-\$177,727.99	\$34,558.07	-\$121,786.83	-\$264,956.75				
31100 - DHS-Repetitive Flood Claims								
31300 - DHS-Buffer Zone Protection	\$319.21	\$0.00	\$0.00	\$319.21				
31500 - DHS-St Homeland Sec-UASI	-\$43,125.12	\$960.00	-\$4,435.00	-\$46,600.12				
31501 - DHS-St-UASI-M&A	-\$789.18	\$1,296.90	-\$1,074.01	-\$566.29				
31502 - DHS-St-UASI SWAT								
31503 - DHS-St-UASI Portable Radios								
31504 - DHS-Ballistic Vests	\$0.00	\$0.00	-\$8,000.00	-\$8,000.00				
31600 - DHS-St Homeland Security	\$500.00	\$0.00	\$0.00	\$500.00				
32000 - HUD-FY20-Section 8 CARES								
32006 - HUD-FY06-Section 8 Housing-ADM								
32008 - HUD-FY08-Section 8 Housing-ADM								
32009 - HUD-FY09-Section 8 Housing-ADM								
32010 - HUD-FY10-Section 8 Housing-ADM								
32011 - HUD-FY11-Section 8 Housing-ADM								
32012 - HUD-FY12-Section 8 Housing-ADM								
32013 - Section8-Adm	-\$0.00	\$0.00	\$0.00	-\$0.00				
32019 - HUD-2019-Section 8 Housing-ADM								
32020 - HUD-2020-Section 8 Housing-ADM								
32021 - HUD-2021-Section 8 Housing-ADM								
32022 - HUD-AllYrsSection8 Housing-ADM	\$1,282,574.84	\$177,861.39	-\$173,192.70	\$1,287,243.53				
32030 - HUD-AllYrs-Section 8-SVs-ADM	-\$8,153.27	\$881.09	-\$1,764.10	-\$9,036.28				
32051 - HUD-FY21-Section 8-EHV-ADM								
32052 - HUD-AllYrs-Section 8-EHV-ADM	\$170,788.83	\$10,456.79	-\$6,069.00	\$175,176.62				
32119 - HUD-2019-Section 8 Housing-HAP								
32120 - HUD-2020-Section 8 Housing-HAP								
32121 - HUD-2021-Section 8 Housing-HAP								
32122 - HUD-2022-Section 8 Housing-HAP								
32123 - HUD-2023-Section 8 Housing-HAP	\$21,593.28	\$875,731.54	-\$866,797.00	\$30,527.82				
32130 - HUD-AllYrs-Section 8-SVs-HAP	-\$13,629.37	\$0.00	-\$4,909.98	-\$18,539.35				
32151 - HUD-FY21-Section 8-EHV-HAP								
32152 - HUD-FY22-Section 8-EHV-HAP								
32153 - HUD-FY23-Section 8-EHV-HAP	\$27,375.04	\$79,503.35	-\$72,707.00	\$34,171.39				
32211 - HUD-CDBG-2011								
32212 - HUD-CDBG-PY2012								
32213 - CDBG	-\$42,463.30	\$145,589.18	-\$700,416.54	-\$597,290.66				
32214 - HOME	\$77,933.92	\$124,791.31	-\$82,495.66	\$120,229.56				
32215 - ESG	\$56.43	\$0.00	\$0.00	\$56.43				
32600 - HUD-Texas CDBG	-\$306,196.75	\$35.32	-\$15,528.18	-\$321,689.61				

Fund	Cash				Investments			
	Opening GL Balance	GL Debit	GL Credit	GL Ending Balance	Opening GL Balance	GL Debit	GL Credit	GL Ending Balance
32610 - HUD-2016 Flood GLO	-\$93,916.17	\$56.37	-\$184.54	-\$94,044.34				
32620 - HUD-Harvey GLO	-\$21,652.14	\$143,970.50	-\$151,441.35	-\$29,122.99				
33200 - USDOJ-Crime Vict Assist-VOCA	-\$36,977.76	\$75,494.71	-\$73,196.39	-\$34,679.44				
33250 - USDOJ-CSCD-Victim Svcs Prg								
33251 - USDOJ-CSCD-VSP	-\$967.08	\$0.00	-\$967.08	-\$1,934.16				
33300 - USDOJ-Drug Court Program	-\$26,999.08	\$14,873.02	-\$22,042.96	-\$34,169.02				
33301 - OOG - Mental Health Court	-\$16,259.35	\$465.00	-\$9,648.68	-\$25,443.03				
33305 - OOG-Radio Communications Tower								
33310 - USDOJ-DWI Court Program	-\$27,942.10	\$2,717.62	-\$10,173.88	-\$35,398.36				
33320 - USDOJ-Veterans Court Program	\$7,561.85	\$2,360.00	-\$8,783.66	\$1,138.19				
33330 - USDOJ-Domestic Violence Court	-\$24,701.69	\$1,879.84	-\$13,170.04	-\$35,991.89				
33415 - OJP-Edward Byrne Mem JAG Grant	\$6,212.00	\$0.00	\$0.00	\$6,212.00				
33500 - USDOJ-DEA-Narcotics OT Exp	-\$2,162.58	\$4,325.16	-\$4,985.10	-\$2,822.52				
33510 - USDOJ-Organized Crime Drug Enf								
33515 - Auto Theft Task Force	-\$1,222.80	\$3.50	\$0.00	-\$1,219.30				
33516 - Texas Anti-Gang Program	-\$732.73	\$3.56	\$0.00	-\$729.17				
33517 - Auto Theft Task Force	-\$37,518.45	\$61,328.86	-\$46,196.70	-\$22,386.29				
33518 - Texas Anti-Gang Program	-\$37,483.61	\$11,085.92	-\$21,964.69	-\$48,362.38				
33520 - Jim Wells County S.O - S.O. OT								
33530 - JLEO - Join Law Enforcement Op	-\$465.12	\$930.24	-\$465.12	\$0.00				
33900 - USDOJ-SCAAP	\$167,146.05	\$164,218.10	-\$189,041.45	\$142,322.70				
33901 - USDOJ-Bulletproof Vests								
34105 - TPW-HRCP-COL BOTTOMLAND PROJ	\$0.01	\$0.00	\$0.00	\$0.01				
34106 - TPW-Resoft Park Trail Dvlpmt								
34107 - TPW-Follets Island-Parking Lot								
34108 - TPW-FM 2918 Boat Ramp Reno	-\$6,157.69	\$6,157.69	-\$1,400.25	-\$1,400.25				
34200 - DOI-Parks Boating Access								
34250 - DOI-Swan Lake Boat Ramp								
34400 - USDOT-CR 257 Repairs								
34600 - FEMA - Flood Disaster 2015								
34610 - FEMA - Flood Disaster 2016								
34615 - FEMA-Harvey 2017	\$882,384.18	\$0.00	\$0.00	\$882,384.18				
34616 - FEMA-Hazard Mitigation Grant P	-\$1,527,987.28	\$748,421.65	-\$949,335.72	-\$1,728,901.35				
34619 - Fema - Flood Disaster 2019								
34620 - CARES-Coronavirus Relief Fund								
34621 - FEMA-Laura 2020								
34623 - FEMA-DR4485TX COVID19 Pandemic								
34624 - FEMA Winter Storm-inc pd 2.11	-\$246,296.74	\$0.00	\$0.00	-\$246,296.74				
34625 - FEMA-Nicholas 2021								
34715 - FCC-E-Rate Library Program	-\$150,992.14	\$0.00	-\$13,926.48	-\$164,918.62				
34716 - FCC-Library ECF Funding								
34717 - FCC-Library ECF Funding	-\$80,704.17	\$0.00	\$0.00	-\$80,704.17				
34820 - USDC-SLP Dune Walkover								
34850 - USTREAS-Restore Act Projects	-\$3,239.50	\$6,479.00	-\$3,239.50	\$0.00				
34851 - Emergency Rental Assistance								
34852 - Emergency Rental Assistance 2								
34855 - American Rescue Plan-2021CLFRF	-\$20,286,307.08	\$20,000,000.00	-\$3,473,432.57	-\$3,759,739.65	\$72,392,614.16	\$256,691.46	-\$20,000,000.00	\$52,649,305.62
34856 - ARP-Emerg Food & Shelter Prg								
34857 - LATCF-Tribal Consistency Fund	\$4,667.04	\$0.00	-\$2,497.59	\$2,169.45				
34860 - DOI-Parks - CIAP Grant	\$0.00	\$2,620,422.10	-\$2,620,422.10	\$0.00				
34880 - TXDOT-SH288 Truck Weigh Staln								
34881 - TXDOT-CR58 PH II (CSJ304)	-\$1,830,700.89	\$0.00	-\$39,866.29	-\$1,870,567.18				
34882 - TXDOT-CR59 (CSJ 305)	-\$2,274,577.13	\$0.00	\$0.00	-\$2,274,577.13				
34883 - TXDOT-CR101 Widening (CSJ303)	-\$1,004,824.68	\$0.00	\$0.00	-\$1,004,824.68				
34901 - USDOT-22CVANGLE-RescuePlan								
34902 - USDOT-21CRANGLE-Covid19Relief								
34912 - USDOT-1212ANGLE-Wildlife								
34913 - TXDOT 1312ANGLE-APRON								
34922 - TXDOT - 2212ANGLE	-\$550.00	\$670.80	-\$120.80	\$0.00				
34925 - TXDOT ? CARES 20CRANGLE								
35000 - TJJ-State Aid	\$217,181.03	\$392,953.14	-\$339,970.00	\$270,164.17				
35010 - TJJ-Salary Adjustment Grant	\$56,394.00	\$28,339.55	-\$56,603.65	\$28,129.90				
35015 - Supplemental & Emergent Funds	-\$5,039.60	\$0.00	\$0.00	-\$5,039.60				
35650 - TJPC-JJAEP-Boot Camp-8/31	-\$655,440.91	\$56,577.57	-\$130,295.94	-\$729,159.28				
35660 - TJPD-JJAEP Discretionary	\$0.08	\$0.00	\$0.00	\$0.08				
35800 - TJPC-JJAEP-Boot Camp-7/31								
35900 - TJJ-Mental Health Services								
35950 - TJJ-RDA-RegDiversionAlt-"R"	-\$18,300.00	\$36,000.00	-\$33,810.00	-\$16,110.00				
36076 - TPW-Resoft-Shoreline Improve								
36120 - SOS-Voling machines reimb								
36130 - Body Worn Cameras								
36135 - NRA Foundation	\$3,000.00	\$0.00	\$0.00	\$3,000.00				
36410 - Texas Veterans Treatment Crt	-\$870.00	\$2,610.00	-\$1,740.00	\$0.00				
36602 - GLO-CEPRA-SLP	\$15,036.50	\$0.00	\$0.00	\$15,036.50				
36603 - GLO-Follett Dune Restoration	\$1,393,804.21	\$7,753.36	-\$102,033.92	\$1,299,523.65				
36605 - GLO-Beach User Fees	-\$346,018.00	\$49,070.22	-\$106,350.29	-\$403,298.07				
36801 - TXDOT-CR 48 PROJECT								
36802 - TXDOT-CTIF(Cly Trans Infr Fnd)	-\$219,990.80	\$0.00	-\$496,817.16	-\$716,807.96				
37000 - OAG-VAG Grant	-\$7,303.60	\$17,211.27	-\$16,641.18	-\$6,733.51				
37100 - OAG-TEXAS VINE CONTR	-\$7,571.32	\$15,142.64	-\$7,571.32	\$0.00				
37200 - DFPS-CPS-Title IV-B-Concr Svc								
37300 - TDHCA-Amy Young Barrier Remova								
37400 - TDH-Immunization	-\$30,894.59	\$58,451.78	-\$50,451.12	-\$22,893.93				
37710 - OAG-Opioid Settlement	\$190,587.21	\$0.00	\$0.00	\$190,587.21				
37800 - OAG-Regional Juv Mental Hlth S	-\$2,300.00	\$0.00	\$0.00	-\$2,300.00				

Fund	Cash				Investments			
	Opening GL Balance	GL Debit	GL Credit	GL Ending Balance	Opening GL Balance	GL Debit	GL Credit	GL Ending Balance
37913 - TXDOT-M312ANGLE-FY13RAMP								
37914 - TXDOT-M212ANGLE-FY14RAMP								
37916 - TXDOT-M1612ANGL-FY16RAMP								
37917 - TXDOT-FY17RAMP								
37922 - TXDOT-FY22RAMP								
37923 - TXDOT-FY23RAMP								
37924 - TXDOT-FY24RAMP	\$0.00	\$0.00	-\$9,587.55	-\$9,587.55				
37950 - TXDOT-Airport Layout-19MPANGLE								
38000 - Fire Code Inspection & Permit	\$828,351.10	\$138,624.05	-\$162,959.53	\$804,015.62				
38010 - Economic Development Tax Abate	\$520.18	\$1.55	\$0.00	\$521.73				
38020 - BC Industrial Development Corp	\$99,336.92	\$300.35	\$0.00	\$99,637.27				
38100 - Vital Statistics Fee	\$122,418.00	\$1,926.77	-\$259.00	\$124,085.77				
38110 - CC Records Mgmt-Recording	\$1,315,919.14	\$91,309.30	-\$94,142.83	\$1,313,085.61	\$1,048,568.54	\$4,578.10	\$0.00	\$1,053,146.64
38120 - CC Records Archive	\$2,399,029.44	\$100,885.32	-\$59,517.28	\$2,440,397.48				
38130 - CC Records Mgmt-Criminal	\$144,029.51	\$4,204.13	-\$1,768.67	\$146,464.97				
38200 - CC Records Mgmt-Civ,Crim,Prob	\$205,575.77	\$667.34	-\$39.24	\$206,203.87	\$345,979.47	\$1,510.53	\$0.00	\$347,490.00
38210 - County Graffiti Eradication	\$3,123.30	\$9.29	\$0.00	\$3,132.59				
38220 - CC-DC Technology	\$139,598.66	\$1,305.29	-\$402.47	\$140,501.48				
38230 - CC Records Preservation	\$113,977.57	\$422.01	\$0.00	\$114,399.58				
38240 - CC-DC Specialty Court	\$158,749.53	\$5,122.91	-\$2,100.73	\$161,771.71				
38250 - CCSB41 Consolidated Rec Mgmt	\$107,928.03	\$6,379.37	-\$2,314.37	\$111,993.03				
38251 - CCSB41 Clerk of Court Account	\$217,887.47	\$13,135.33	-\$5,163.33	\$225,859.47				
38300 - Child Abuse Prevention Fund	\$1,353.30	\$194.79	-\$100.00	\$1,448.09				
38310 - Family Protection Fund	\$0.52	\$0.00	\$0.00	\$0.52				
38320 - DC Records Management	\$54,973.22	\$1,961.54	-\$747.33	\$56,187.43				
38330 - DC Records Archive	\$43,307.63	\$133.07	-\$11.87	\$43,428.83				
38340 - DC Records Preservation	\$21,072.77	\$106.57	-\$11.86	\$21,167.48				
38350 - DC Records Technology	\$37,690.14	\$122.17	-\$10.00	\$37,802.31				
38360 - DCSB41 Consolidated Rec Mgmt	\$304,896.65	\$20,488.18	-\$9,195.04	\$316,189.79				
38361 - DCSB41 Clerk of Court Account	\$494,059.18	\$31,110.60	-\$13,944.35	\$511,225.43				
38400 - Justice Court Bldg Security	\$68,107.38	\$30,800.17	-\$50,895.50	\$48,012.05				
38410 - Justice Court Technology Fund	\$695,930.42	\$7,853.25	-\$6,860.54	\$696,923.13				
38420 - JPSB41 Support Fund	\$659,677.97	\$30,950.00	-\$7,425.00	\$683,202.97				
38500 - Courthouse Security	\$700,751.24	\$61,301.44	-\$87,392.75	\$674,659.93				
38501 - Courthouse Attny Access Card	\$11,182.54	\$283.56	-\$100.00	\$11,366.10				
38510 - SB41 Court Facility Fee Fund	\$272,120.95	\$17,243.28	-\$7,461.18	\$281,903.05				
38511 - SB41 County Jury Fund	\$136,056.01	\$8,621.64	-\$3,730.59	\$140,947.06				
38512 - SB41 Language Access Fund	\$108,601.38	\$6,309.56	-\$2,021.88	\$112,889.06				
38513 - SB41 Guardianship Fund	\$25,013.86	\$1,639.58	-\$829.58	\$25,823.86				
38514 - SB41 Court Report Service Fund	\$340,133.80	\$21,554.09	-\$9,326.47	\$352,361.42				
38515 - SB41 Appellate Judicial System	\$68,102.72	\$4,310.29	-\$1,865.29	\$70,547.72				
38516 - SB41 Judicial Edu and Support	\$12,196.93	\$809.79	-\$409.79	\$12,596.93				
38600 - LEOSE	\$65,352.24	\$927.96	-\$2,905.00	\$63,375.20				
38710 - D A Hot Check Collection	\$8,759.53	\$110.00	-\$66.50	\$8,803.03				
38720 - D A Supplemental	\$4,597.18	\$12.43	-\$425.00	\$4,184.61				
38730 - D A Forfeiture, CCP Chapter 59	\$250,101.98	\$36,694.78	-\$990.76	\$285,806.00				
38750 - Pretrial Diversion	\$200,317.87	\$72,699.83	-\$57,980.46	\$215,037.24				
38810 - Voter Registration	-\$8,680.83	\$18,017.00	-\$9,008.50	\$327.67				
38820 - Special Inv_Dealer Escrow-Tax	\$167,941.70	\$6,178.97	-\$2,656.19	\$171,464.48	\$34,181.37	\$149.25	\$0.00	\$34,330.62
38830 - Scofflaw Fees, TTC Sect 502.01	\$2,154.33	\$6.41	\$0.00	\$2,160.74				
38910 - Election Services Contract	\$381,619.36	\$1,134.85	-\$107.78	\$382,646.43				
38920 - Elections - HAVA Equip. Rental	\$1,086,243.43	\$3,231.16	\$0.00	\$1,089,474.59				
39020 - Constable Pct 2 Forfeiture	\$2,859.26	\$8.51	\$0.00	\$2,867.77				
39040 - Constable Pct 4 Forfeiture	\$2,304.33	\$6.86	\$0.00	\$2,311.19				
39100 - Sheriff Contraband Forfeiture	\$73,714.79	\$47,986.96	-\$1,342.83	\$120,358.92				
39110 - Braz Cnty Narcotics Task Force	\$1,494,013.41	\$86,397.46	\$0.00	\$1,580,410.87				
39120 - Sheriff Commissary Fund	\$995,510.70	\$181,208.15	-\$158,506.05	\$1,018,212.80				
39130 - Sheriff-Federal Forfeiture	\$510,733.09	\$4,591.96	-\$1,534.08	\$513,790.97				
39200 - Juvenile Case Manager Fund	\$25,958.45	\$22.89	-\$15.00	\$25,966.34				
39210 - Bond & Occupational LSF	\$72,368.97	\$9,419.83	-\$14,882.18	\$66,906.62				
39300 - Reliant Energy CARE Program	\$4,467.19	\$0.00	-\$1,997.85	\$2,469.34				
39305 - Direct Energy N2N	\$8,119.91	\$0.00	-\$665.50	\$7,454.41				
39310 - UnitedWay-Emergency Assistance	\$0.04	\$0.00	\$0.00	\$0.04				
39390 - SETH-SE TX Housing Fin. Corp.	\$215.29	\$0.64	\$0.00	\$215.93				
39410 - Library-Special Projects	\$339,945.41	\$1,688.42	-\$8,364.03	\$333,269.80				
39420 - Tocker Foundation Grant								
39500 - SEP-Wastewater-EnvHlth-TCEQ	\$3,326.84	\$0.00	\$0.00	\$3,326.84				
39615 - TPW Foundation-Grt TX Birding								
39620 - Shoreline Rest. Task Force	\$36,222.19	\$107.75	\$0.00	\$36,329.94				
39630 - 2006 GoM Energy Security Act	\$4,486,892.08	\$13,218.51	-\$41,605.83	\$4,458,504.76				
39700 - Lateral Road Fund								
39710 - Road & Bridge, Ch 152, Tx Code								
39720 - Special Projects								
39764 - Riverside Est Spcl Assmt	\$26,613.49	\$0.00	\$0.00	\$26,613.49				
39766 - Twin Lakes Assmt	\$22,560.00	\$0.00	\$0.00	\$22,560.00				
39768 - Old Coffee Plantation Sp Asses								
39769 - Lindell-Hudspeth Dr Spec Asses	-\$749.17	\$0.00	\$0.00	-\$749.17				
39770 - Lindell-Frio Dr Spec Asses	-\$749.17	\$0.00	\$0.00	-\$749.17				
39771 - Lindell-Donley Dr Spec Asses	-\$749.16	\$0.00	\$0.00	-\$749.16				
39772 - Pinetree Trail Rd Spec Asses								
39774 - Forest Loop Special Assessment	-\$10,340.00	\$0.00	\$0.00	-\$10,340.00				
39775 - River Road (CR31a) Spec Asses	-\$2,340.00	\$0.00	\$0.00	-\$2,340.00				
39776 - Mustang Spur Spec Asses								
39777 - Jasper Special Assessment								
39778 - River Road Special Assessment	\$0.00	\$2,000.00	\$0.00	\$2,000.00				

Fund	Cash				Investments			
	Opening GL Balance	GL Debit	GL Credit	GL Ending Balance	Opening GL Balance	GL Debit	GL Credit	GL Ending Balance
39779 - Forest Loop Road Special Asses	\$21,350.34	\$10,675.17	\$0.00	\$32,025.51				
39800 - Law Library	\$43,381.25	\$39,754.58	-\$47,232.91	\$35,902.92	\$128,663.51	\$561.75	\$0.00	\$129,225.26
39900 - Mosquito Control District	\$917,183.59	\$194,457.78	-\$539,934.28	\$571,707.09	\$422,066.24	\$1,842.76	\$0.00	\$423,909.00
40000 - 2012 Gen Oblig Rfd (2003 CO)								
41000 - 2016 Limited Tax Rfd (2006 CO)	\$614,005.71	\$51,592.07	-\$0.57	\$665,597.21	\$532,856.93	\$2,326.52	\$0.00	\$535,183.45
42000 - 2021 Gen Oblig Rfd (2012 CO)	\$236,150.44	\$91,246.86	-\$1.11	\$327,396.19				
42100 - 2018 Cert of Oblig-I,S	\$578,479.45	\$31,605.77	-\$0.36	\$610,084.86				
42200 - 2021 CO-Courthouse Campus I,S	\$3,563,931.82	\$126,376.22	-\$1.33	\$3,690,306.71				
44000 - Toll Road-SH288-I&S	\$243,669.95	\$466,081.28	-\$236,223.63	\$473,527.60				
45000 - Road Bonds-Mobility-I,S	\$2,511,989.74	\$168,064.58	-\$3.64	\$2,680,050.68	\$957,834.42	\$4,181.97	\$0.00	\$962,016.39
51000 - 2006 Certificate of Obligation								
52000 - 2012 Cert of Oblig,C,M								
52100 - 2018 Cert of Oblig,C,M	\$2,503,496.78	\$7,446.96	\$0.00	\$2,510,943.74				
52200 - 2021 CO-Courthouse Campus C,M	-\$21,577,653.05	\$0.00	-\$2,438,300.16	-\$24,015,953.21				
52201 - 2022 EOC State Allocation	\$267,377.89	\$795.35	\$0.00	\$268,173.24				
54000 - Toll Road-SH288-C & M	\$702,073.12	\$2,408.37	\$0.00	\$704,481.49	\$2,078,622.97	\$9,128.81	\$0.00	\$2,087,751.78
55000 - Mobility Plan								
57200 - Ring of Honor	\$62,649.46	\$186.36	\$0.00	\$62,835.82				
60500 - Airport Operating	-\$2,246,510.52	\$476,906.50	-\$471,370.25	-\$2,240,974.27				
61000 - BCTRA O&M SH288	\$11,675,911.47	\$1,340,962.21	-\$344,470.00	\$12,672,403.68	\$23,487,050.95	\$103,635.95	\$0.00	\$23,590,686.90
64000 - BCTRA FM518 PEDC-SH288	\$304,053.53	\$141.11	\$0.00	\$304,194.64				
64100 - BCTRA Contributions-SH288								
64200 - BCTRA FM518 TXDOT-SH288	-\$26,075.30	\$0.00	\$0.00	-\$26,075.30				
64510 - BCTRA Preliminary-288 Exln	-\$2,214,741.29	\$0.00	-\$121,128.98	-\$2,335,870.27				
71000 - Health Care Benefits	\$355,196.10	\$2,685,314.11	-\$1,781,107.34	\$1,259,402.87	\$7,152,887.84	\$28,755.28	-\$1,000,000.00	\$6,181,643.12
72000 - Employee Health Clinic	\$67,013.56	\$62,863.11	-\$73,049.16	\$56,827.51				
73000 - Insurance Reserve	\$368,652.65	\$8,054.98	-\$11,627.40	\$365,080.23	\$671,007.26	\$2,929.65	\$0.00	\$673,936.91
81000 - B Cnty Groundwatr Conserv Dist	\$2,430,262.02	\$71,330.71	-\$69,539.18	\$2,432,053.55				
81100 - Braz Cnty Toll Road Authority								
81500 - CSCD DP6 - SUD Program	-\$168,335.64	\$106,861.15	-\$100,350.92	-\$161,825.41				
81600 - CSCD-TAIP Treatment Alter.	\$3,288.00	\$48,094.00	-\$35,247.00	\$16,135.00				
81700 - CSCD DP17 - MHealth Caseloads	-\$16,250.11	\$66,071.37	-\$50,005.63	-\$184.37				
81800 - CSCD Basic Supervision Prog	\$791,686.67	\$1,380,665.17	-\$1,151,669.43	\$1,020,682.41				
81850 - CSCD-Evidence Based Assessment								
81900 - CSCD CC4 - High Risk Program	\$146,623.38	\$200,486.74	-\$121,991.21	\$225,118.91				
82000 - CSCD-Comm Corr-Life								
82100 - CSCD CCS- Sex Offender Program	\$2,101.32	\$85,641.08	-\$61,835.15	\$25,907.25				
82200 - CSCD-Comm Corr-Substance Abuse								
82300 - CSCD DP4 - High Risk Program	-\$5,023.76	\$70,464.16	-\$50,927.65	\$14,512.75				
82400 - CSCD-New Caseload Reduction-DP								
82500 - CSCD DP30 - SUD Trt Pgm	\$27,602.91	\$203,753.73	-\$165,562.52	\$65,794.12				
82600 - CSCD-Mental Health Treatment	-\$43,690.25	\$7,614.00	-\$3,807.00	-\$39,883.25				
88000 - Trust & Agency								
88200 - Brazos Mall								
88300 - SH288 @ CR 56 Overpass								
89000 - Historical Commission	\$1,668.23	\$4.96	\$0.00	\$1,673.19	\$15,753.92	\$68.79	\$0.00	\$15,822.71
92000 - General Long-Term Debt-CONV								

Brazoria County Portfolio Report for June 2024

Current Date: 6/30/2024																
Fund	Descr	Type	CUSIP	Coupon	Settle Date	Maturity Date	Next Call Date	Par Value	Purch Price	Purch Cost	Book Value	Mkt Price	Mkt Value	Days to Mat	YTM	Interest Earned
10000	FHLB	Agency 3130APAW5		0.55	10/08/21	10/08/24	10/08/24	2,000,000.00	100.00	2,000,000.00	2,000,000.00	0.9864	1,972,720.00	100	0.550	
10000	FHLB	Agency 3130APB20		0.60	10/22/21	10/22/24	10/22/24	2,000,000.00	100.00	2,000,000.00	2,000,000.00	0.9848	1,969,600.00	114	0.600	
10000	FHLB	Agency 3130AP189		0.70	10/28/21	10/28/24	10/28/24	2,000,000.00	100.00	2,000,000.00	2,000,000.00	0.9843	1,968,600.00	120	0.700	
10000	FHLB	Agency 3130AQWM1		1.80	02/28/22	02/27/25	02/27/25	2,000,000.00	100.00	2,000,000.00	2,000,000.00	0.9771	1,954,200.00	242	1.800	
10000	FHLB	Agency 3130AVLB6		5.00	04/10/23	10/10/24	10/10/23	2,000,000.00	100.00	2,000,000.00	2,000,000.00	0.9985	1,997,000.00	102	5.000	
10000	FHLB	Agency 3130AXM14		5.55	10/30/23	10/30/26	10/30/24	2,000,000.00	100.00	2,000,000.00	2,000,000.00	1.0001	2,000,200.00	852	5.550	
10000	FHLB	Agency 3130AXB09		5.52	09/25/23	09/25/26	09/25/24	2,000,000.00	100.00	2,000,000.00	2,000,000.00	1.0030	2,000,000.00	817	5.520	
10000	FNMA	Agency 3135GAQL8		5.20	03/25/24	03/25/27	03/25/25	2,000,000.00	100.00	2,000,000.00	2,000,000.00	1.0000	2,006,060.00	998	5.200	
10000	FHLB	Agency 3130B0AP4		5.23	03/05/24	03/04/26	12/04/24	2,000,000.00	100.00	2,000,000.00	2,000,000.00	0.9998	1,999,640.00	612	5.230	
10000	FHLB	Agency 3130B0519		5.05	02/23/24	02/20/26	02/20/25	2,000,000.00	100.00	2,000,000.00	2,000,000.00	0.9969	1,993,860.00	600	5.050	
10000	FNMA	Agency 3135GAMC2		5.20	01/25/24	01/25/27	10/25/24	2,000,000.00	100.00	2,000,000.00	2,000,000.00	0.9989	1,997,700.00	939	5.200	
10000	FNMA	Agency 3135GARU7		5.38	04/24/24	04/23/27	04/23/25	2,000,000.00	100.00	2,000,000.00	2,000,000.00	1.0004	2,000,840.00	1027	5.375	
10000	FHLB	Agency 3130B0PU7		5.20	04/03/24	04/02/26	01/02/25	2,000,000.00	100.00	2,000,000.00	2,000,000.00	0.9991	1,998,260.00	641	5.200	
Matured or Called Investments:																
10000	FHLB	Agency 3130AMNDO		0.43	06/17/21	06/17/24	06/17/24	2,000,000.00	100.00	2,000,000.00	2,000,000.00		2,000,000.00		0.430	4,300.00
997	TexPool	LGIP		5.312				\$ 155,019,943.47	100.00	\$ 155,019,943.47	\$ 155,019,943.47	100.00	\$ 155,019,943.47	1	5.312	\$ 647,648.23
998	Texas Class	LGIP		5.428				\$ 36,693,990.20	100.00	\$ 36,693,990.20	\$ 36,693,990.20	100.00	\$ 36,693,990.20	1	5.428	\$ 162,862.99
999	Depository	Cash		3.500				\$ 48,129,687.25	100.00	\$ 48,129,687.25	\$ 48,129,687.25	100.00	\$ 48,129,687.25	1	3.500	\$ 105,875.84
											\$ 265,843,620.92	\$ 265,843,620.92	\$ 265,843,620.92	\$ 920,687.06		

This report is presented in accordance with the Texas Government Code Title 10 Section 2256.023 and complies with the Investment Strategy of Brazoria County's Investment Policy and I certify that to the best of my knowledge the above is true and correct.

Angela Dees, CIO
Brazoria County Treasurer

Monthly Interest Earned for Fiscal Year 2024

	Oct	Nov	Dec	1st Qtr	Jan	Feb	Mar	2nd Qtr	April	May	June	3rd Qtr	July	August	Sept	4th Qtr	Annual Earned
BANK	97,131.44	103,322.07	145,296.27	345,749.78	117,219.41	108,196.99	110,119.39	335,535.79	92,433.30	108,913.10	105,875.84	307,222.24				-	988,507.81
TEXPOOL	538,860.14	483,335.16	827,934.04	1,850,129.34	740,104.89	747,631.41	801,476.33	2,289,212.63	711,956.82	711,170.22	647,646.23	2,070,775.27				-	6,210,117.24
Texas Class	291,481.16	248,188.74	247,645.37	787,315.27	246,571.29	229,386.25	245,442.25	721,399.79	237,016.64	197,328.60	162,862.99	597,208.23				-	2,105,923.29
Agencies	75,200.00	-	4,300.00	79,500.00	53,750.00	54,500.00	62,200.00	170,450.00	4,000.00	62,500.00	4,300.00	70,800.00				-	320,750.00
Total Per Month	1,002,672.74	834,845.97	1,225,175.68	3,062,694.39	1,157,645.59	1,139,714.65	1,219,237.97	3,516,598.21	1,045,406.76	1,079,911.92	920,687.06	3,046,005.74	-	-	-	-	9,625,298.34

I certify that to the best of my knowledge the above is true and correct.



Angela Dees, CIO
Brazoria County Treasurer

Quarterly Interest Rates Comparison by Quarter FY24

	Oct	Nov	Dec	1st Qtr	Jan	Feb	Mar	2nd Qtr	April	May	June	3rd Qtr	July	August	Sept	4th Qtr	Ann Avg
BANK	3.47%	3.76%	3.49%	3.57%	3.00%	3.00%	3.19%	3.06%	3.20%	3.56%	3.50%	3.42%					3.35%
TEXPOOL	5.36%	5.37%	5.37%	5.37%	5.37%	5.35%	5.33%	5.35%	5.31%	5.32%	5.31%	5.31%					5.34%
TEXAS CLASS	5.56%	5.59%	5.57%	5.57%	5.54%	5.48%	5.47%	5.50%	5.43%	5.43%	5.43%	5.43%					5.50%