



## Brazoria County Crime Laboratory BAC Batch Review Checklist

<b>Batch Name:</b> BAC_20240620_MH		<b>Analyst Review</b>	<b>Technical Review</b>
<b>BAC Summary</b>	Verify batch name, instrument, analyst, UM%, and QC targets	✓	✓
	Verify Cal 1 obtained values and IS area counts	✓	✓
	Verify IS of all QCs and samples fall within acceptable area count range	✓	✓
<b>BAC Batch Information</b>	IS/calibrators/QCs lot numbers, expiration dates, and inventory numbers listed	✓	✓
	Confirm standards and/or reagents made in-house are verified	✓	✓
	Pipette(s) listed	✓	✓
<b>Sequence(s)</b>	Verify date is consistent with batch date	✓	✓
	Verify method used for all samples is correct, and all pages accounted for	✓	✓
	Reviewer verified, initialed, and dated sequence	✓	✓
<b>Method</b>	Verify correct method is included, and all pages accounted for	✓	✓
<b>Performance Check</b>	Verify air blank and PC are acceptable	✓	✓
<b>Calibration Table &amp; Curve</b>	Verify date is consistent with calibration date, and all pages accounted for	✓	✓
	Verify R <sup>2</sup> values are acceptable for ethanol	✓	✓
<b>Data</b>	Verify calibrator area counts listed in the calibration table for ethanol	✓	✓
	Verify chromatography, retention time, and symmetry values are acceptable for ethanol	✓	✓
	Verify calibrators and QCs are within acceptable range for ethanol	✓	✓
	Verify all cases listed on BAC summary have data	✓	✓
	Verify barcodes match	✓	✓
<b>Ethanol Confirmation Worksheet(s)</b>	Verify aliquot values against data for all case samples	✓	✓
	Verify Reported Result and UM for all case samples	✓	✓
<b>JTrax</b>	Verify Reported Result and Reported UM against BAC Confirmation Worksheet(s) for all case samples	✓	✓
Verify QCs were added to QC log		✓	✓
All comments and/or strikethroughs, if any, initialed		✓	✓
All printed pages initialed		✓	✓
Total number of pages		106	✓

Analyst Review

Signature: Melissa Henry Digitally signed by Melissa Henry  
Date: 2024.06.24 15:51:54  
-05'00'

Date: 6/24/2024

Technical Review

Signature: Kayla M. Baylor Digitally signed by Kayla M. Baylor  
Date: 2024.07.29 16:15:32  
-05'00'

Date: 7/29/2024



Batch Name: BAC\_20240620\_MH

## Technical Review Notes

- Incorrect batch date for Blood QC A and Blood QC B in QC log -KB 7/22/2024

BAC Summary Worksheet

Batch Name:	BAC_20240620_MH
Instrument:	BAC-1
Analyst:	Melissa Henry
UM%:	14.39
Units:	g/100 mL (unless otherwise stated)



		FID1	FID2
Average Calibrator IS Area Counts		266.2552	248.9912
Acceptance Range	Min	239.6297	224.0921
	Max	292.8807	273.8903

Calibrators	Ethanol Obtained Value		Ethanol Average	% Difference			IS Area Counts	
	FID1	FID2		Average & Target	FID1 & Average	FID2 & Average	FID1	FID2
0.010 g/100mL Calibrator	0.0102	0.0103	0.0102	2.00	0.00	0.98	270.7398	253.6613
0.025 g/100mL Calibrator	0.0250	0.0249	0.0249	-0.40	0.40	0.00	266.1200	249.3657
0.050 g/100mL Calibrator	0.0496	0.0495	0.0495	-1.00	0.20	0.00	258.9895	242.0761
0.100 g/100mL Calibrator	0.0992	0.0990	0.0991	-0.90	0.10	-0.10	268.2511	250.6733
0.200 g/100mL Calibrator	0.1970	0.1967	0.1968	-1.60	0.10	-0.05	268.0447	250.6350
0.400 g/100mL Calibrator	0.4005	0.4003	0.4004	0.10	0.02	-0.02	268.3982	250.8304
0.500 g/100mL Calibrator	0.5036	0.5045	0.5040	0.80	-0.08	0.10	263.2431	245.6965

Calibrators	Level	Target	Acceptance Range	
			Min	Max
Calibrators	Level 1	0.0100	0.0090	0.0110
	Level 2	0.0250	0.0225	0.0275
	Level 3	0.0500	0.0450	0.0550
	Level 4	0.1000	0.0950	0.1050
	Level 5	0.2000	0.1900	0.2100
	Level 6	0.4000	0.3800	0.4200
	Level 7	0.5000	0.4750	0.5250

Controls	Ethanol Obtained Value		Ethanol Average	% Difference			IS Area Counts	
	FID1	FID2		Average & Target	FID1 & Average	FID2 & Average	FID1	FID2
Negative	0.0000	0.0000	0.0000	-	-	-	269.9480	251.7865
High QC	0.4011	0.4019	0.4015	0.38	-0.10	0.10	264.3398	246.4767
Low QC	0.0784	0.0786	0.0785	-1.88	-0.13	0.13	266.8115	248.7231
Blood QC A	0.0795	0.0791	0.0793	0.63	0.25	-0.25	263.4227	245.3781
Blood QC B	0.1965	0.1979	0.1972	2.87	-0.35	0.35	250.2857	232.4590
Blood QC A	0.0825	0.0824	0.0824	4.57	0.12	0.00	254.3595	236.3605
Blood QC B	0.2010	0.2014	0.2012	4.96	-0.10	0.10	256.4297	238.5829
Blood QC A	0.0781	0.0782	0.0781	-0.89	0.00	0.13	258.9344	240.4612
High QC	0.4093	0.4118	0.4105	2.62	-0.29	0.32	256.3936	238.0708
Low QC	0.0810	0.0809	0.0809	1.13	0.12	0.00	262.4545	243.5107
DI Water	0.0000	0.0000	0.0000	-	-	-	255.6483	237.3169

Controls	Control	Target	Acceptance Range	
			Min	Max
Controls	High QC	0.4000	0.3800	0.4200
	Low QC	0.0800	0.0760	0.0840
	Blood QC A	0.0788	0.0749	0.0827
	Blood QC B	0.1917	0.1821	0.2013

Lab Number	Ethanol Obtained Value Alq1		Ethanol Obtained Value Alq2		Result	UM	% Difference FID & Average				IS Area Counts Alq1		IS Area Counts Alq2		
	FID1	FID2	FID1	FID2			Alq1 FID1	Alq1 FID2	Alq2 FID1	Alq2 FID2	FID1	FID2	FID1	FID2	
1	BCCL-22-0830 001	0.1966	0.1967	0.2012	0.2015	0.199	0.029	-1.21	-1.16	1.11	1.26	267.9570	249.7773	253.6738	235.9475
2	BCCL-22-1018 001	0.0500	0.0497	0.0526	0.0525	0.051	0.007	-2.34	-2.93	2.73	2.54	266.0290	248.2445	255.9255	237.9646
3	BCCL-22-1715 001	0.2994	0.2999	0.3122	0.3129	0.306	0.044	-2.19	-2.03	1.99	2.22	262.7137	244.8615	259.4904	241.3245
4	BCCL-22-1725 001	0.2285	0.2283	0.2316	0.2314	0.229	0.033	-0.63	-0.72	0.72	0.63	267.0716	249.3728	251.6076	234.7788
5	BCCL-22-1839 001	0.1932	0.1936	0.1975	0.1977	0.195	0.028	-1.18	-0.97	1.02	1.13	263.7466	246.0192	263.5599	245.5682
6	BCCL-24-1107 001	0.0191	0.0191	0.0196	0.0198	0.019	0.003	-1.55	-1.55	1.03	2.06	264.7527	246.6051	265.2532	246.9695
7	BCCL-24-1121 001	0.1256	0.1255	0.1157	0.1161	0.120	0.017	4.04	3.96	-4.16	-3.83	251.8327	234.6482	267.0465	248.6501
8	BCCL-24-1122 001	0.2350	0.2358	0.2358	0.2370	0.235	0.034	-0.38	-0.04	-0.04	0.47	267.7871	249.2645	258.8926	240.7466
9	BCCL-24-1145 005	0.1435	0.1437	0.1400	0.1399	0.141	0.020	1.22	1.36	-1.25	-1.32	269.2645	251.0835	260.6018	242.6227
10	BCCL-24-1151 001	0.1540	0.1540	0.1483	0.1485	0.151	0.022	1.85	1.85	-1.92	-1.79	257.5885	239.5108	262.4584	243.9668
11	BCCL-24-1152 001	0.2482	0.2487	0.2377	0.2376	0.243	0.035	2.12	2.32	-2.20	-2.24	266.8106	248.6936	265.9104	247.9417
12	BCCL-24-1153 001	0.1425	0.1423	0.1430	0.1437	0.142	0.020	-0.26	-0.40	0.09	0.58	263.9362	245.7734	259.1643	241.3789
13	BCCL-24-1154 001	0.1953	0.1959	0.1911	0.1917	0.193	0.028	0.93	1.24	-1.24	-0.93	260.3951	242.3555	263.4299	245.1927
14	BCCL-24-1155 001	0.1694	0.1702	0.1495	0.1501	0.159	0.023	6.01	6.51	-6.45	-6.07	262.1656	243.8465	272.6637	253.6633
15	BCCL-24-1156 001	0.2097	0.2101	0.2110	0.2114	0.210	0.030	-0.40	-0.21	0.21	0.40	263.1750	245.1675	266.4345	248.1276
16	BCCL-24-1158 001	0.2537	0.2539	0.2529	0.2535	0.253	0.036	0.08	0.16	-0.24	0.00	267.3499	249.1501	264.0264	245.9170
17	BCCL-24-1181 001	0.0507	0.0590	0.0525	0.0525	0.055	0.008	5.43	5.97	-5.70	-5.70	261.0048	243.5253	264.5219	246.5887
18	BCCL-24-1182 001	0.0967	0.0971	0.0891	0.0890	0.092	0.013	4.01	4.44	-4.17	-4.28	249.8819	232.3481	257.2916	239.2701
19	new Blood QC A	0.0780	0.0776	0.0769	0.0770	0.077	0.011	0.81	0.29	-0.61	-0.48	257.8419	239.7812	255.5979	237.5646
20	new Blood QC B	0.1926	0.1931	0.1928	0.1932	0.192	0.028	-0.17	0.09	-0.06	0.14	254.0408	236.0931	253.4281	235.5476

Melissa Henry  
 Digitally signed by Melissa Henry  
 Date: 2024.06.24 11:44:41 -05'00'

Blood QC A (S-24-5002A lot 2401241 exp. 2/29/2028) and Blood QC B (S-24-5003A lot 2302120 exp. 5/31/2027) meets acceptance criteria; therefore, it is acceptable to extended the expiration from 45 to 60 days after opening. -- 6/24/2024 mh



## Brazoria County Crime Lab BAC Batch Information

Batch Name: BAC-20240620-MH      Analyst: Melissa Henry      Instrument: BAC-1

	Lot:	Expiration:	Inventory Number:
Cal 1	<u>FN12272201</u>	<u>2/29/2028</u>	<u>S-23-5008 I</u>
Cal 2	<u>FN03122112</u>	<u>3/31/2026</u>	<u>S-23-5002 J</u>
Cal 3	<u>FN03172301</u>	<u>3/31/2028</u>	<u>S-23-5010 C</u>
Cal 4	<u>FN03072301</u>	<u>3/31/2028</u>	<u>S-23-5011 C</u>
Cal 5	<u>FN03132302</u>	<u>3/31/2028</u>	<u>S-23-5012 B</u>
Cal 6	<u>FN03052102</u>	<u>3/31/2026</u>	<u>S-23-5013 A</u>
Cal 7	<u>FN06262004</u>	<u>7/31/2025</u>	<u>S-23-5014 D</u>
High QC	<u>30012020-A</u>	<u>1/31/2025</u>	<u>S-23-5015 B</u>
Low QC	<u>517757</u>	<u>6/21/2025</u>	<u>S-24-5001 B</u>
Blood QC A	<u>2401241</u>	<u>2/29/2028</u>	<u>S-24-5002 B</u>
Blood QC B	<u>2302120</u>	<u>5/31/2027</u>	<u>S-24-5003 B</u>
Internal Standard	<u>N/A</u>	<u>9/13/2024</u>	<u>R-24-5001</u>
Pipette(s)	<u>5053, 205L</u>		

**Comments:**

Verifying S-24-5002A (lot #2401241 exp. <sup>29</sup>2/28/2028) and S-24-5003A (lot #2302120 exp. 5/31/2027) to extend opened expiration to 60 days for Blood QCA & B.  
 6/20/2024 mh

*mh*

# BCCL ANALYTICAL WORKLIST

ANALYST: *Melissa Henry*  
*BAC-20240620-MH*








Worklist ID: **R6TTYXJ20E65AX**

Case #	Evid #	Evid Type	Service
BCCL-22-0830 	001	Blood	Alcohol
BCCL-22-1018 	001	Blood	Alcohol
BCCL-22-1715 	001	Blood	Alcohol
BCCL-22-1725 	001	Blood	Alcohol
BCCL-22-1839 	001	Blood	Alcohol
BCCL-24-1107 	001	Blood	Alcohol
BCCL-24-1121 	001	Blood	Alcohol
BCCL-24-1122 	001	Blood	Alcohol
BCCL-24-1145 	005	Blood	Alcohol
BCCL-24-1151 	001	Blood	Alcohol
BCCL-24-1152 	001	Blood	Alcohol
BCCL-24-1153 	001	Blood	Alcohol
BCCL-24-1154 	001	Blood	Alcohol

*mh*

BAC-20240620-MH

Case #	Evid #	Evid Type	Service
BCCL-24-1155 	001	Blood	Alcohol
BCCL-24-1156 	001	Blood	Alcohol
BCCL-24-1158 	001	Blood	Alcohol
BCCL-24-1181 	001	Blood	Alcohol
BCCL-24-1182 	001	Blood	Alcohol

*mh*

-----  
SEQUENCE PARAMETERS  
-----

Sequence : C:\CHEM32\1\SEQUENCE\2024\BAC\_20240620\_MH.S  
Operator : Melissa Henry  
Data File Naming : Auto  
Data Directory : C:\Chem32\1\Data\  
Data Subdirectory : 2024  
Barcode Reader : used in Sequence  
Barcode option : On barcode mismatch inject anyway  
Shutdown Cmd/Macro : LOADMETHOD "C:\Chem32\1\methods\","shutdown.M"  
Sequence Comment :  
Part of Methods to run: According to Runtime Checklist  
Update Master Method (Data Analysis parameters): No

SEQUENCE TABLE:  
=====

*verified by KB 6/20/2024*

-----  
Line : 1  
Location : 1  
Sample Information :  
Sample Name : 0.010 g/100mL Cal (24-1453)  
Method Name : BAC  
Sample Type : Calibration  
-----

Calibration Level : 1  
-----

-----  
Line : 2  
Location : 2  
Sample Information :  
Sample Name : 0.025 g/100mL Cal (24-1454)  
Method Name : BAC  
Sample Type : Calibration  
-----

Calibration Level : 2  
-----

-----  
Line : 3  
Location : 3  
Sample Information :  
Sample Name : 0.050 g/100mL Cal (24-1455)  
Method Name : BAC  
Sample Type : Calibration  
-----

Calibration Level : 3  
-----

-----  
Line : 4  
Location : 4  
Sample Information :  
Sample Name : 0.100 g/100mL Cal (24-1456)  
Method Name : BAC  
Sample Type : Calibration  
-----

*mh*

Calibration Level : 4

=====  
Line : 5  
Location : 5  
Sample Information :  
Sample Name : 0.200 g/100mL Cal (24-1457)  
Method Name : BAC  
Sample Type : Calibration  
-----

Calibration Level : 5

=====  
Line : 6  
Location : 6  
Sample Information :  
Sample Name : 0.400 g/100mL Cal (24-1458)  
Method Name : BAC  
Sample Type : Calibration  
-----

Calibration Level : 6

=====  
Line : 7  
Location : 7  
Sample Information :  
Sample Name : 0.500 g/100mL Cal (24-1459)  
Method Name : BAC  
Sample Type : Calibration  
-----

Calibration Level : 7

=====  
Line : 8  
Location : 8  
Sample Information :  
Sample Name : Negative (24-1460)  
Method Name : BAC  
Sample Type : Sample  
-----

=====  
Line : 9  
Location : 9  
Sample Information :  
Sample Name : High QC (24-1461)  
Method Name : BAC  
Sample Type : Sample  
-----

=====  
Line : 10  
Location : 10  
Sample Information :  
-----

*MH*



Sample Name : Low QC (24-1462)  
Method Name : BAC  
Sample Type : Sample

---

=====  
Line : 11  
Location : 11  
Sample Information :  
Sample Name : Blood QC A (24-1463)  
Method Name : BAC  
Sample Type : Sample

---

=====  
Line : 12  
Location : 12  
Sample Information : Alq 1  
Sample Name : BCCL-22-0830 001 (24-1464)  
Method Name : BAC  
Sample Type : Sample

---

=====  
Line : 13  
Location : 13  
Sample Information : Alq 1  
Sample Name : BCCL-22-1018 001 (24-1465)  
Method Name : BAC  
Sample Type : Sample

---

=====  
Line : 14  
Location : 14  
Sample Information : Alq 1  
Sample Name : BCCL-22-1715 001 (24-1466)  
Method Name : BAC  
Sample Type : Sample

---

=====  
Line : 15  
Location : 15  
Sample Information : Alq 1  
Sample Name : BCCL-22-1725 001 (24-1467)  
Method Name : BAC  
Sample Type : Sample

---

=====  
Line : 16  
Location : 16  
Sample Information : Alq 1

*mh*

Sample Name : BCCL-22-1839 001 (24-1468)  
Method Name : BAC  
Sample Type : Sample

=====  
Line : 17  
Location : 17  
Sample Information : Alq 1  
Sample Name : BCCL-24-1107 001 (24-1469)  
Method Name : BAC  
Sample Type : Sample

=====  
Line : 18  
Location : 18  
Sample Information : Alq 1  
Sample Name : BCCL-24-1121 001 (24-1470)  
Method Name : BAC  
Sample Type : Sample

=====  
Line : 19  
Location : 19  
Sample Information : Alq 1  
Sample Name : BCCL-24-1122 001 (24-1471)  
Method Name : BAC  
Sample Type : Sample

=====  
Line : 20  
Location : 20  
Sample Information : Alq 1  
Sample Name : BCCL-24-1145 005 (24-1508)  
Method Name : BAC  
Sample Type : Sample

=====  
Line : 21  
Location : 21  
Sample Information : Alq 1  
Sample Name : BCCL-24-1151 001 (24-1472)  
Method Name : BAC  
Sample Type : Sample

=====  
Line : 22  
Location : 22  
Sample Information :

Sample Name : Blood QC B (24-1473)  
Method Name : BAC  
Sample Type : Sample

---

=====  
Line : 23  
Location : 23  
Sample Information : Alq 1  
Sample Name : BCCL-24-1152 001 (24-1474)  
Method Name : BAC  
Sample Type : Sample

---

=====  
Line : 24  
Location : 24  
Sample Information : Alq 1  
Sample Name : BCCL-24-1153 001 (24-1475)  
Method Name : BAC  
Sample Type : Sample

---

=====  
Line : 25  
Location : 25  
Sample Information : Alq 1  
Sample Name : BCCL-24-1154 001 (24-1476)  
Method Name : BAC  
Sample Type : Sample

---

=====  
Line : 26  
Location : 26  
Sample Information : Alq 1  
Sample Name : BCCL-24-1155 001 (24-1477)  
Method Name : BAC  
Sample Type : Sample

---

=====  
Line : 27  
Location : 27  
Sample Information : Alq 1  
Sample Name : BCCL-24-1156 001 (24-1478)  
Method Name : BAC  
Sample Type : Sample

---

=====  
Line : 28  
Location : 28  
Sample Information : Alq 1

*MH*

Sample Name : BCCL-24-1158 001 (24-1479)  
Method Name : BAC  
Sample Type : Sample

---

=====  
Line : 29  
Location : 29  
Sample Information : Alq 1  
Sample Name : BCCL-24-1181 001 (24-1480)  
Method Name : BAC  
Sample Type : Sample

---

=====  
Line : 30  
Location : 30  
Sample Information : Alq 1  
Sample Name : BCCL-24-1182 001 (24-1509)  
Method Name : BAC  
Sample Type : Sample

---

=====  
Line : 31  
Location : 31  
Sample Information : Alq 1  
Sample Name : new Blood QC A (24-1481)  
Method Name : BAC  
Sample Type : Sample

---

=====  
Line : 32  
Location : 32  
Sample Information : Alq 1  
Sample Name : new Blood QC B (24-1482)  
Method Name : BAC  
Sample Type : Sample

---

=====  
Line : 33  
Location : 33  
Sample Information :  
Sample Name : Blood QC A (24-1483)  
Method Name : BAC  
Sample Type : Sample

---

=====  
Line : 34  
Location : 34  
Sample Information : Alq 2

Sample Name : new Blood QC B (24-1484)  
Method Name : BAC  
Sample Type : Sample

-----

=====  
Line : 35  
Location : 35  
Sample Information : Alq 2  
Sample Name : new Blood QC A (24-1485)  
Method Name : BAC  
Sample Type : Sample

-----

=====  
Line : 36  
Location : 36  
Sample Information : Alq 2  
Sample Name : BCCL-24-1182 001 (24-1486)  
Method Name : BAC  
Sample Type : Sample

-----

=====  
Line : 37  
Location : 37  
Sample Information : Alq 2  
Sample Name : BCCL-24-1181 001 (24-1487)  
Method Name : BAC  
Sample Type : Sample

-----

=====  
Line : 38  
Location : 38  
Sample Information : Alq 2  
Sample Name : BCCL-24-1158 001 (24-1488)  
Method Name : BAC  
Sample Type : Sample

-----

=====  
Line : 39  
Location : 39  
Sample Information : Alq 2  
Sample Name : BCCL-24-1156 001 (24-1489)  
Method Name : BAC  
Sample Type : Sample

-----

=====  
Line : 40  
Location : 40  
Sample Information : Alq 2

*MH*

Sample Name : BCCL-24-1155 001 (24-1490)  
Method Name : BAC  
Sample Type : Sample

Line : 41  
Location : 41  
Sample Information : Alq 2  
Sample Name : BCCL-24-1154 001 (24-1491)  
Method Name : BAC  
Sample Type : Sample

Line : 42  
Location : 42  
Sample Information : Alq 2  
Sample Name : BCCL-24-1153 001 (24-1492)  
Method Name : BAC  
Sample Type : Sample

Line : 43  
Location : 43  
Sample Information : Alq 2  
Sample Name : BCCL-24-1152 001 (24-1493)  
Method Name : BAC  
Sample Type : Sample

Line : 44  
Location : 44  
Sample Information :  
Sample Name : Blood QC B (24-1494)  
Method Name : BAC  
Sample Type : Sample

Line : 45  
Location : 45  
Sample Information : Alq 2  
Sample Name : BCCL-24-1151 001 (24-1495)  
Method Name : BAC  
Sample Type : Sample

Line : 46  
Location : 46  
Sample Information : Alq 2

*MH*

Sample Name : BCCL-24-1145 005 (24-1496)  
Method Name : BAC  
Sample Type : Sample

---

=====  
Line : 47  
Location : 47  
Sample Information : Alq 2  
Sample Name : BCCL-24-1122 001 (24-1497)  
Method Name : BAC  
Sample Type : Sample

---

=====  
Line : 48  
Location : 48  
Sample Information : Alq 2  
Sample Name : BCCL-24-1121 001 (24-1498)  
Method Name : BAC  
Sample Type : Sample

---

=====  
Line : 49  
Location : 49  
Sample Information : Alq 2  
Sample Name : BCCL-24-1107 001 (24-1499)  
Method Name : BAC  
Sample Type : Sample

---

=====  
Line : 50  
Location : 50  
Sample Information : Alq 2  
Sample Name : BCCL-22-1839 001 (24-1500)  
Method Name : BAC  
Sample Type : Sample

---

=====  
Line : 51  
Location : 51  
Sample Information : Alq 2  
Sample Name : BCCL-22-1725 001 (24-1501)  
Method Name : BAC  
Sample Type : Sample

---

=====  
Line : 52  
Location : 52  
Sample Information : Alq 2

*MH*

Sample Name : BCCL-22-1715 001 (24-1510)  
Method Name : BAC  
Sample Type : Sample

---

=====  
Line : 53  
Location : 53  
Sample Information : Alq 2  
Sample Name : BCCL-22-1018 001 (24-1502)  
Method Name : BAC  
Sample Type : Sample

---

=====  
Line : 54  
Location : 54  
Sample Information : Alq 2  
Sample Name : BCCL-22-0830 001 (24-1503)  
Method Name : BAC  
Sample Type : Sample

---

=====  
Line : 55  
Location : 55  
Sample Information :  
Sample Name : Blood QC A (24-1504)  
Method Name : BAC  
Sample Type : Sample

---

=====  
Line : 56  
Location : 56  
Sample Information :  
Sample Name : High QC (24-1505)  
Method Name : BAC  
Sample Type : Sample

---

=====  
Line : 57  
Location : 57  
Sample Information :  
Sample Name : Low QC (24-1506)  
Method Name : BAC  
Sample Type : Sample

---

=====  
Line : 58  
Location : 58  
Sample Information :

*MH*



Sample Name : DI Water (24-1507)  
Method Name : BAC  
Sample Type : Sample

-----  
=====

*Mh*

Method Information

Method: C:\Chem32\1\Methods\BAC.M  
Modified: 2/14/2024 at 8:32:23 AM

Run Time Checklist

Pre-Run Cmd/Macro: off  
Data Acquisition: on  
Standard Data Analysis: on  
Customized Data Analysis: off  
Save GLP Data: off  
Post-Run Cmd/Macro: off  
Save Method with Data: on

Injection Source and Location

Injection Source: HS 10.11.30.56  
Injection Location: GC Front

=====  
Agilent 7697A  
=====

Agilent 7697A

Instrument Info

Address: 10.11.30.56  
Serial Number: CN18320011  
Firmware Revision: A.01.08

Instrument Settings

Vial Pressurization Gas: Helium  
Loop Size (mL): 1  
Keyboard Lock: ON  
Transfer Line Type: Fused Silica  
Transfer Line Diameter (mm): 0.53

System Configuration

Carrier Control: GC Instrument

Resource Conservation

Vial Standby Flow (mL/min): 20

Temperature Settings:

Oven Temperature (°C): 70  
Loop Temperature (°C): 70  
Transfer Line Temperature (°C): 90

Timing Settings:

Vial Equilibration (min): 7.00  
Injection Duration (min): 0.50  
GC Cycle Time (min): 4.50

Vial and Loop Settings:

Vial Size: 20  
Vial Shaking: OFF  
Fill Mode: Default  
Fill Pressure (psi): 10  
Loop Fill Mode: Custom  
Loop Ramp Rate (psi/min): 30  
Loop Final Pressure (psi): 1  
Loop Equilibration Time: 0.05

Carrier Settings:

Carrier Control Mode: GC controls Carrier

Advanced Settings:

Extraction Mode: Single Extraction  
Vent After Extraction: ON  
Post Injection Purge: 200 mL/min for 3 min  
Acceptable Leak Check: Default, 0.2mL/min  
Barcode Symbology: Enable All  
Barcode Checksum: OFF

=====  
Agilent 7890A  
=====

GC

GC Summary

Run Time 4 min  
Post Run Time 0 min

Oven

Equilibration Time 3 min  
Max Temperature 260 °C  
Maximum Temperature Override Disabled  
Slow Fan Disabled  
Temperature  
Setpoint On  
(Initial) 40 °C  
Hold Time 4 min  
Post Run 50 °C

Front SS Inlet He

Mode Split  
Heater On 110 °C  
Pressure On 24 psi  
Total Flow On 79.947 mL/min  
Septum Purge Flow On 3 mL/min  
Gas Saver Off  
Split Ratio 10 :1  
Split Flow 69.952 mL/min

Column

Column Outlet Pressure 0 psi  
Column #1  
Column Information Agilent 123-9134  
DB-ALC1  
Temperature Range -60 °C-260 °C (260 °C)  
Dimensions 30 m x 320 µm x 1.8 µm  
In Front SS Inlet He  
Out Front Detector FID  
(Initial) 40 °C  
Pressure 24 psi  
Flow 6.9952 mL/min  
Average Velocity 80.325 cm/sec  
Holdup Time 0.62247 min  
Pressure  
Setpoint On  
(Initial) 24 psi  
Post Run 9.4366 psi

Column #2

Column Information Agilent 123-9234  
DB-ALC2  
Temperature Range -60 °C-260 °C (260 °C)

Dimensions	30 m x 320 µm x 1.2 µm
In	Front SS Inlet He
Out	Back Detector FID
(Initial)	40 °C
Pressure	24 psi
Flow	7.1019 mL/min
Average Velocity	80.935 cm/sec
Holdup Time	0.61778 min
Pressure	
Setpoint	On
(Initial)	24 psi
Post Run	9.4366 psi

Front Detector FID	
Makeup	N2
Heater	On 250 °C
H2 Flow	On 30 mL/min
Air Flow	On 400 mL/min
Makeup Flow	On 25 mL/min
Carrier Gas Flow Correction	Does not affect Makeup or Fuel Flow
Flame	On

Back Detector FID	
Makeup	N2
Column Compensation	Signal is modified by Column Compensation Curve #2
Heater	On 250 °C
H2 Flow	On 30 mL/min
Air Flow	On 400 mL/min
Makeup Flow	On 25 mL/min
Carrier Gas Flow Correction	Does not affect Makeup or Fuel Flow
Flame	On

Aux EPC 1,2,3  
 Aux EPC 1 He

\*\*\*Excluded from Affecting GC's Readiness State\*\*\*

Pressure	
Setpoint	Off
(Initial)	10 psi
Post Run	0 psi

Aux EPC 2 He

\*\*\*Excluded from Affecting GC's Readiness State\*\*\*

Pressure	
Setpoint	Off
(Initial)	10 psi
Post Run	0 psi

Aux EPC 3 He

\*\*\*Excluded from Affecting GC's Readiness State\*\*\*

Pressure	
Setpoint	Off
(Initial)	10 psi
Post Run	0 psi

Signals

Signal #1: Front Signal

Description Front Signal  
Details Front Signal (FID)  
Save On  
Data Rate 20 Hz

Signal #2: Back Signal

Description Back Signal  
Details Back Signal (FID)  
Save On  
Data Rate 20 Hz

Signal #3: Test Plot

Description Test Plot  
Details  
Save Off  
Data Rate 50 Hz

Signal #4: Test Plot

Description Test Plot  
Details  
Save Off  
Data Rate 50 Hz

The Data Analysis Parameters of the used Method are :

=====  
Integration Events  
=====

-----  
Non signal specific Integration Events  
-----

Event	Value
Tangent Skim Mode	Standard
Tail Peak Skim Height Ratio	0.000
Front Peak Skim Height Ratio	0.000
Skim Valley Ratio	20.000
Baseline Correction	Classical
Peak to Valley Ratio	500.000

-----  
Default Integration Event Table "Event"  
-----

Event	Value	Time
Initial Slope Sensitivity	1.000	Initial
Initial Peak Width	0.040	Initial
Initial Area Reject	1.000	Initial
Initial Height Reject	1.700	Initial
Initial Shoulders	OFF	Initial

-----  
Detector Default Integration Event Table "Event\_ADC"  
-----

Event	Value	Time
Initial Slope Sensitivity	20.000	Initial
Initial Peak Width	0.040	Initial
Initial Area Reject	1.000	Initial
Initial Height Reject	1.000	Initial
Initial Shoulders	OFF	Initial

-----  
Detector Default Integration Event Table "Event\_TCD"  
-----

Event	Value	Time
Initial Slope Sensitivity	100.000	Initial
Initial Peak Width	0.040	Initial
Initial Area Reject	1.000	Initial
Initial Height Reject	1.000	Initial
Initial Shoulders	OFF	Initial
Solvent Peak Slope	250000.000	0.000

-----  
Detector Default Integration Event Table "Event\_ECD"  
-----

Event	Value	Time
Initial Slope Sensitivity	100.000	Initial
Initial Peak Width	0.080	Initial
Initial Area Reject	1.000	Initial
Initial Height Reject	1.000	Initial
Initial Shoulders	OFF	Initial
Solvent Peak Slope	0.000	0.000

-----  
Detector Default Integration Event Table "Event\_NPD"  
-----

Event	Value	Time
Initial Slope Sensitivity	500.000	Initial
Initial Peak Width	0.040	Initial
Initial Area Reject	1.000	Initial
Initial Height Reject	1.000	Initial
Initial Shoulders	OFF	Initial
Solvent Peak Slope	0.000	0.000

-----  
Detector Default Integration Event Table "Event\_FPD"  
-----

Event	Value	Time
Initial Slope Sensitivity	50.000	Initial
Initial Peak Width	0.040	Initial
Initial Area Reject	1.000	Initial
Initial Height Reject	1.000	Initial
Initial Shoulders	OFF	Initial
Solvent Peak Slope	0.000	0.000

-----  
Detector Default Integration Event Table "Event\_uECD"  
-----


Event	Value	Time
Initial Slope Sensitivity	500.000	Initial
Initial Peak Width	0.080	Initial
Initial Area Reject	1.000	Initial
Initial Height Reject	1.000	Initial
Initial Shoulders	OFF	Initial
Solvent Peak Slope	0.000	0.000

-----  
Detector Default Integration Event Table "Event\_FID"  
-----

Event	Value	Time
Initial Slope Sensitivity	50.000	Initial
Initial Peak Width	0.040	Initial
Initial Area Reject	2.000	Initial
Initial Height Reject	2.000	Initial
Initial Shoulders	OFF	Initial

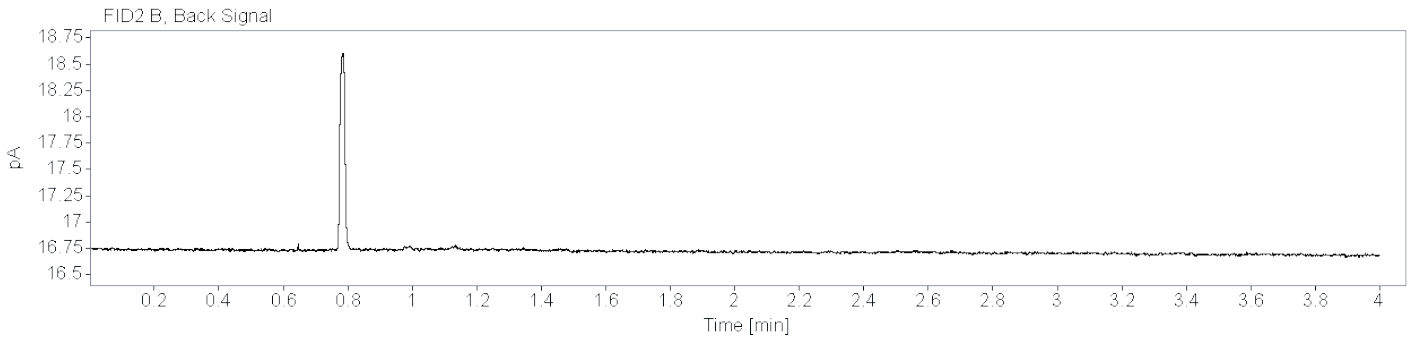
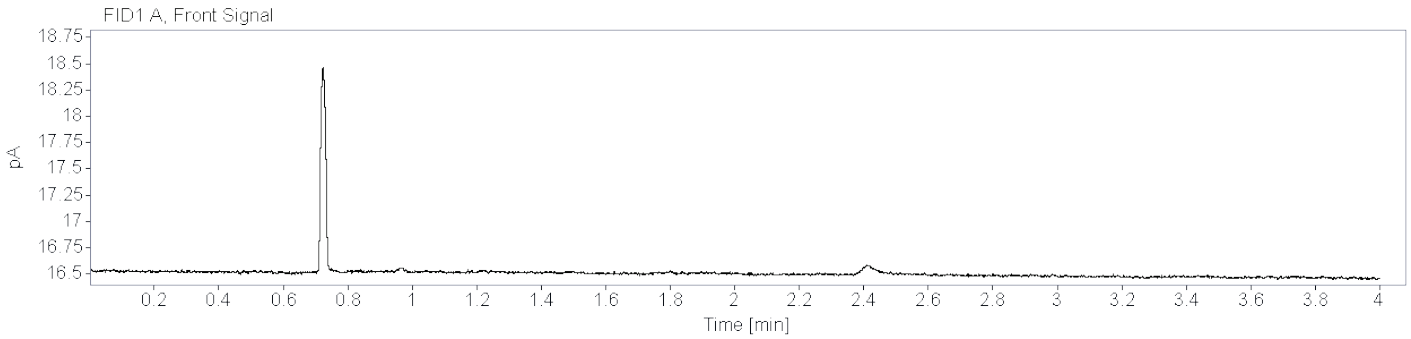
Apply Method's Manual Integration Events: No






**Brazoria County Sheriff's Office Crime Lab  
Toxicology  
Ethanol Analysis**

**Sample Name:** Air      **Description:**      **Sample Barcode**      **Vial Number:** 1  
**Instrument:** BAC 1      **Acq. Method:** BAC.M      **Injection Date:** 6/20/2024 9:06:14 AM  
**Data File:** C:\Chem32\1\Data\2024\BAC\_20240620PC\_MH 2024-06-20 08-56-17\001F0101.D



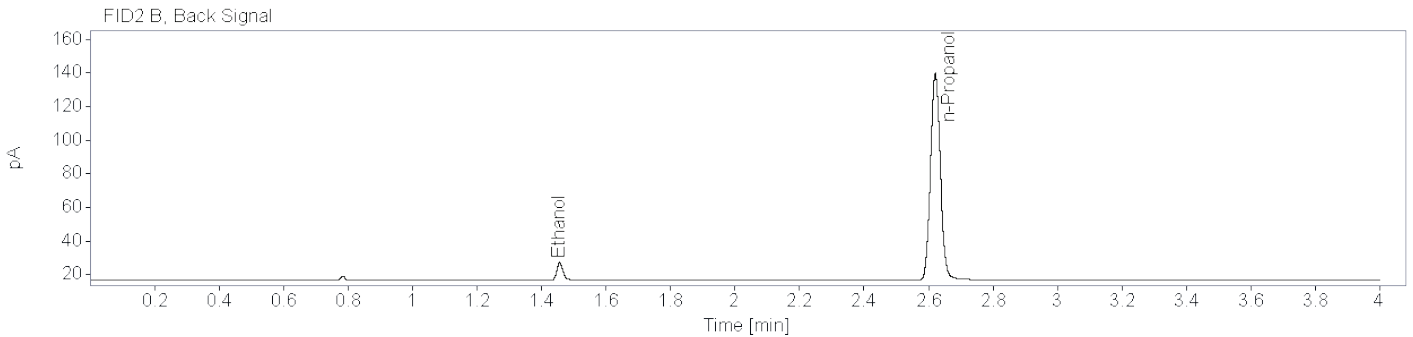
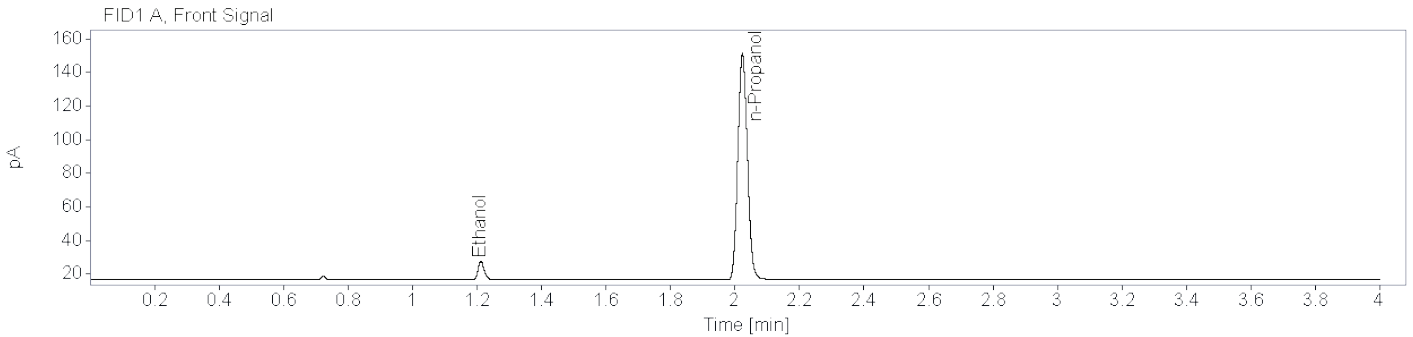


# Brazoria County Sheriff's Office Crime Lab

## Toxicology

### Ethanol Analysis

**Sample Name:** PC      **Description:**      **Sample Barcode**      **Vial Number:** 2  
**Instrument:** BAC 1      **Acq. Method:** BAC.M      **Injection Date:** 6/20/2024 9:10:57 AM  
**Data File:** C:\Chem32\1\Data\2024\BAC\_20240620PC\_MH 2024-06-20 08-56-17\002F0201.D



Name		FID1A			
Compound	Peak Symmetry	RT [min]	Expected RT [min]	Area	Concentration [g/100 mL]
Ethanol	0.78954	1.212	1.210	14.8015	0.0108
n-Propanol	0.87281	2.023	2.024	277.3604	0.0100

Name		FID2B			
Compound	Peak Symmetry	RT [min]	Expected RT [min]	Area	Concentration [g/100 mL]
Ethanol	0.76730	1.456	1.454	13.9364	0.0108
n-Propanol	0.91223	2.621	2.621	260.0990	0.0100

=====  
Calibration Table  
=====-----  
General Calibration Setting  
-----

Calib. Data Modified : 6/24/2024 9:42:18 AM  
Signals calculated separately : No

Rel. Reference Window : 2.000 %  
Abs. Reference Window : 0.000 min  
Rel. Non-ref. Window : 2.000 %  
Abs. Non-ref. Window : 0.000 min  
Uncalibrated Peaks : not reported  
Partial Calibration : Yes, identified peaks are recalibrated  
Correct All Ret. Times: No, only for identified peaks

Curve Type : Linear  
Origin : Ignored  
Weight : Linear (Resp)

Recalibration Settings:  
Average Response : Average all calibrations  
Average Retention Time: Floating Average New 75%

Calibration Report Options :  
Printout of recalibrations within a sequence:  
    Calibration Table after Recalibration  
    Normal Report after Recalibration  
If the sequence is done with bracketing:  
    Results of first cycle (ending previous bracket)

## Sample ISTD Information:

ISTD #	ISTD Amount [g/100 mL]	Name
1	1.00000e-2	n-Propanol
2	1.00000e-2	n-Propanol

-----  
Signal Details  
-----

Signal 1: FID1 A, Front Signal  
Signal 2: FID2 B, Back Signal  
-----

-----  
Overview Table

```

-----
      RT Sig Lvl  Amount      Area  Rsp.Factor Ref ISTD #  Compound
      [g/100 mL]
-----|-----|-----|-----|-----|-----|-----|-----
1.209 1  1  1.00000e-2  14.30918  6.98852e-4  No  No 1  Ethanol
      2  2.50000e-2  36.20522  6.90508e-4
      3  5.00000e-2  71.22117  7.02038e-4
      4  1.00000e-1  148.91989  6.71502e-4
      5  2.00000e-1  296.88315  6.73666e-4
      6  4.00000e-1  605.72736  6.60363e-4
      7  5.00000e-1  747.39893  6.68987e-4
1.453 2  1  1.00000e-2  13.39500  7.46547e-4  No  No 2  Ethanol
      2  2.50000e-2  33.96215  7.36114e-4
      3  5.00000e-2  67.05030  7.45709e-4
      4  1.00000e-1  140.49001  7.11794e-4
      5  2.00000e-1  280.69653  7.12513e-4
      6  4.00000e-1  573.15283  6.97894e-4
      7  5.00000e-1  708.02509  7.06190e-4
2.023 1  1  1.00000e-2  270.73984  3.69358e-5  No  Yes 1  n-Propanol
      2  1.00000e-2  266.12000  3.75770e-5
      3  1.00000e-2  258.98947  3.86116e-5
      4  1.00000e-2  268.25107  3.72785e-5
      5  1.00000e-2  268.04474  3.73072e-5
      6  1.00000e-2  268.39816  3.72581e-5
      7  1.00000e-2  263.24310  3.79877e-5
2.621 2  1  1.00000e-2  253.66129  3.94226e-5  No  Yes 2  n-Propanol
      2  1.00000e-2  249.36568  4.01017e-5
      3  1.00000e-2  242.07607  4.13093e-5
      4  1.00000e-2  250.67331  3.98926e-5
      5  1.00000e-2  250.63503  3.98987e-5
      6  1.00000e-2  250.83037  3.98676e-5
      7  1.00000e-2  245.69646  4.07006e-5
-----

```

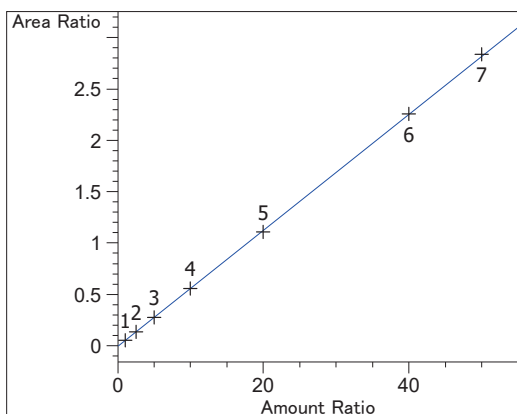
Peak Sum Table

\*\*\*No Entries in table\*\*\*

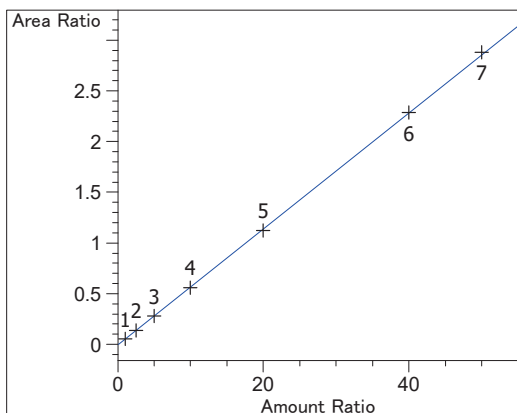
1 Warnings or Errors :

Warning : Curve requires more calibration points., (n-Propanol)

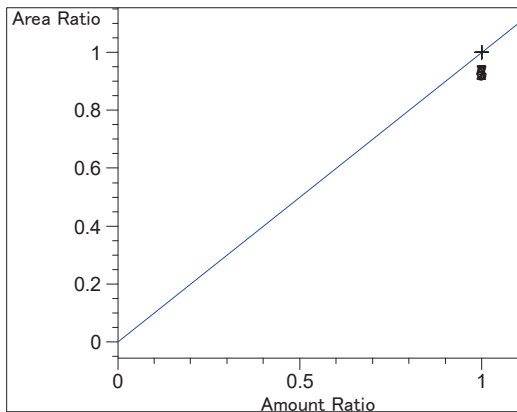
=====  
 Calibration Curves  
 =====



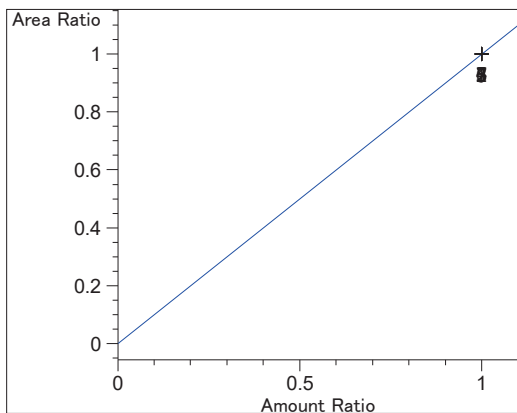
Ethanol at exp. RT: 1.209  
 FID1 A, Front Signal  
 Correlation: 0.99996  
 Residual Std. Dev.: 0.01219  
 Formula:  $y = mx + b$   
     m: 5.64735e-2  
     b: -4.95582e-3  
     x: Amount Ratio  
     y: Area Ratio  
 Calibration Level Weights:  
     Level 1 : 1  
     Level 2 : 0.38848  
     Level 3 : 0.192192  
     Level 4 : 0.095203  
     Level 5 : 0.047718  
     Level 6 : 0.023419  
     Level 7 : 0.018615



Ethanol at exp. RT: 1.453  
 FID2 B, Back Signal  
 Correlation: 0.99994  
 Residual Std. Dev.: 0.01456  
 Formula:  $y = mx + b$   
     m: 5.72442e-2  
     b: -6.21139e-3  
     x: Amount Ratio  
     y: Area Ratio  
 Calibration Level Weights:  
     Level 1 : 1  
     Level 2 : 0.38773  
     Level 3 : 0.190651  
     Level 4 : 0.094222  
     Level 5 : 0.047151  
     Level 6 : 0.02311  
     Level 7 : 0.018325



n-Propanol at exp. RT: 2.023  
 FID1 A, Front Signal  
 Correlation: 1.00000  
 Residual Std. Dev.: 0.00000  
 Formula:  $y = mx + b$   
     m: 1.00000  
     b: 0.00000  
     x: Amount Ratio  
     y: Area Ratio  
 Calibration Level Weights:  
     Level 1 : 1  
     Level 2 : 1  
     Level 3 : 1  
     Level 4 : 1  
     Level 5 : 1  
     Level 6 : 1  
     Level 7 : 1




n-Propanol at exp. RT: 2.621  
FID2 B, Back Signal  
Correlation: 1.00000  
Residual Std. Dev.: 0.00000  
Formula:  $y = mx + b$   
m: 1.00000  
b: 0.00000  
x: Amount Ratio  
y: Area Ratio

Calibration Level Weights:

Level 1 : 1  
Level 2 : 1  
Level 3 : 1  
Level 4 : 1  
Level 5 : 1  
Level 6 : 1  
Level 7 : 1

=====

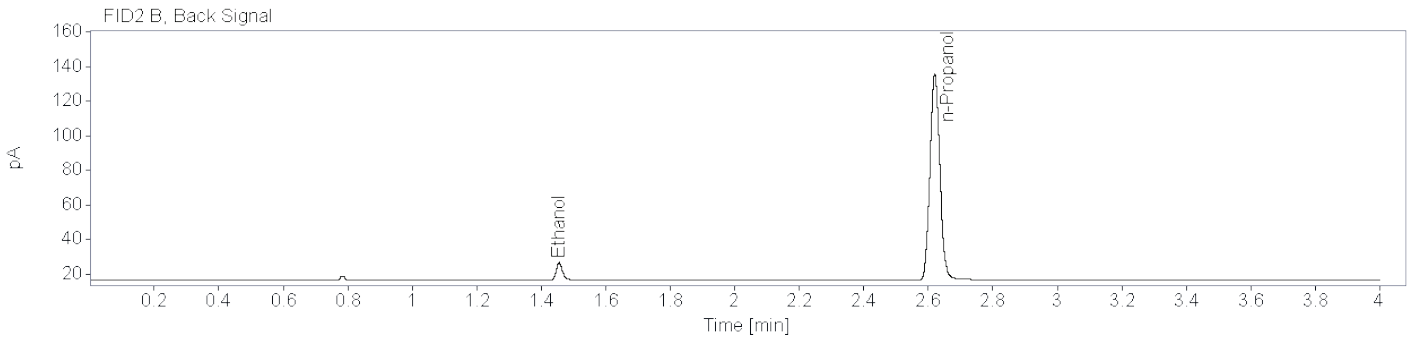
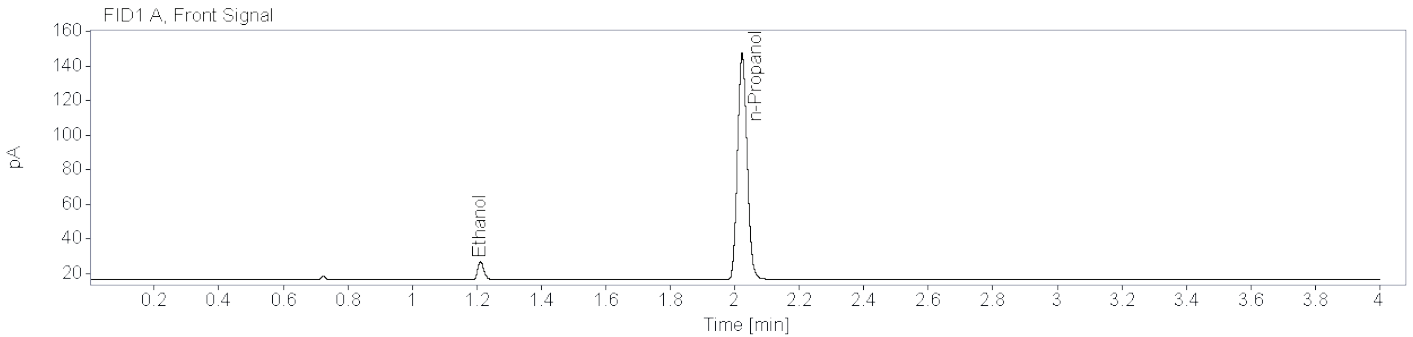


# Brazoria County Sheriff's Office Crime Lab

## Toxicology

### Ethanol Analysis

**Sample Name:** 0.010 g/100mL Cal (24-1453)      **Description:**      **Sample Barcode:** 24-1453      **Vial Number:** 1  
**Instrument:** BAC 1      **Acq. Method:** BAC.M      **Injection Date:** 6/20/2024 11:15:18 AM  
**Data File:** C:\Chem32\1\Data\2024\BAC\_20240620\_MH 2024-06-20 11-05-12\001F0101.D




**Name** FID1A

Compound	Peak Symmetry	RT [min]	Expected RT[min]	Area	Concentration [g/100 mL]
Ethanol	0.79834	1.212	1.212	14.3092	0.0102
n-Propanol	0.88041	2.023	2.023	270.7398	0.0100

**Name** FID2B

Compound	Peak Symmetry	RT [min]	Expected RT[min]	Area	Concentration [g/100 mL]
Ethanol	0.77750	1.455	1.455	13.3950	0.0103
n-Propanol	0.91294	2.620	2.620	253.6613	0.0100

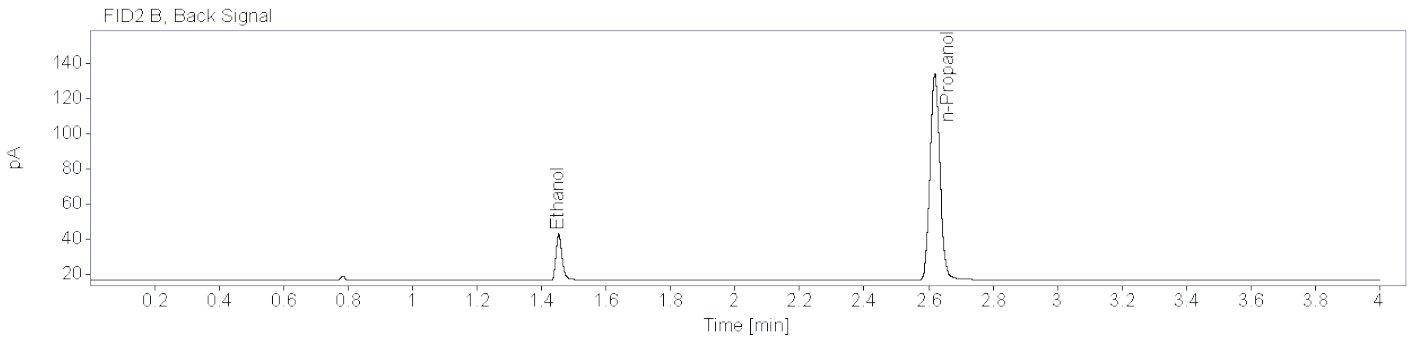
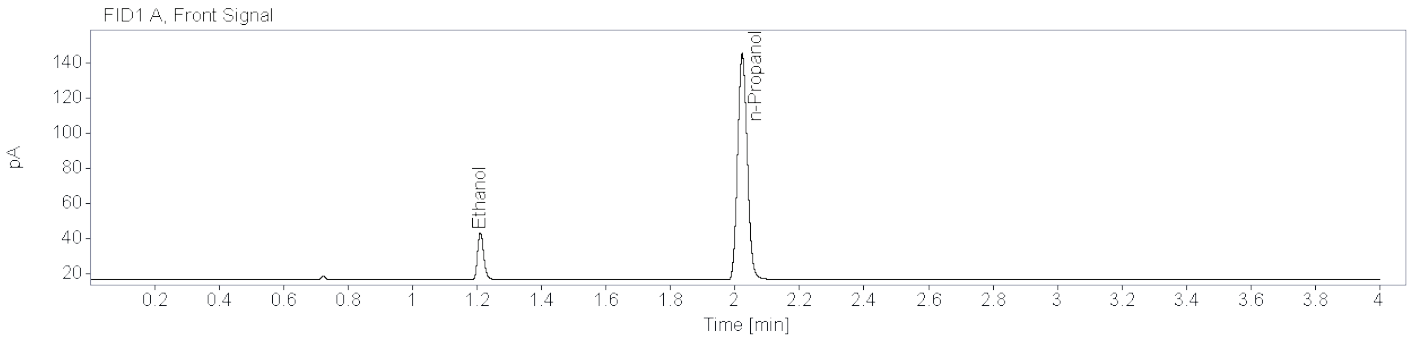


# Brazoria County Sheriff's Office Crime Lab

## Toxicology

### Ethanol Analysis

**Sample Name:** 0.025 g/100mL Cal (24-1454)      **Description:**      **Sample Barcode:** 24-1454      **Vial Number:** 2  
**Instrument:** BAC 1      **Acq. Method:** BAC.M      **Injection Date:** 6/20/2024 11:20:01 AM  
**Data File:** C:\Chem32\1\Data\2024\BAC\_20240620\_MH 2024-06-20 11-05-12\002F0201.D




**Name** FID1A

Compound	Peak Symmetry	RT [min]	Expected RT[min]	Area	Concentration [g/100 mL]
Ethanol	0.80901	1.211	1.211	36.2052	0.0250
n-Propanol	0.86999	2.022	2.022	266.1200	0.0100

**Name** FID2B

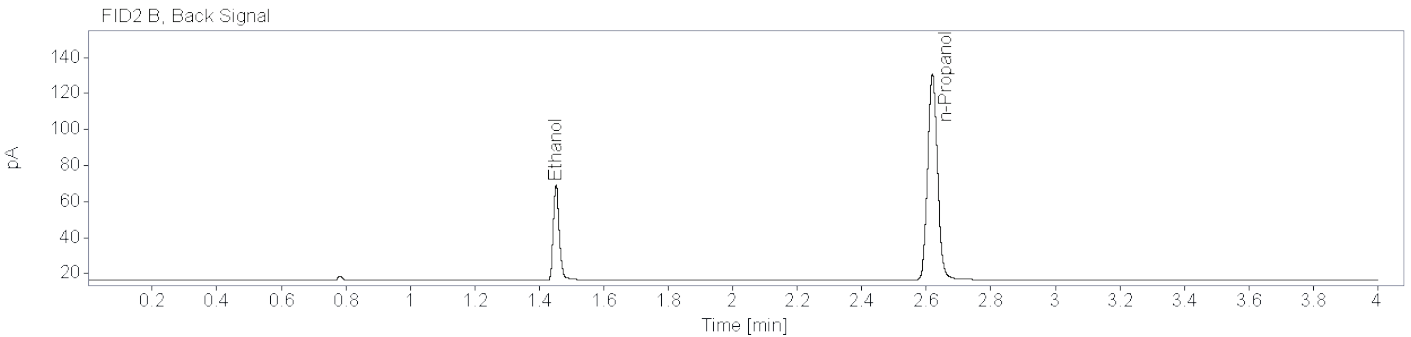
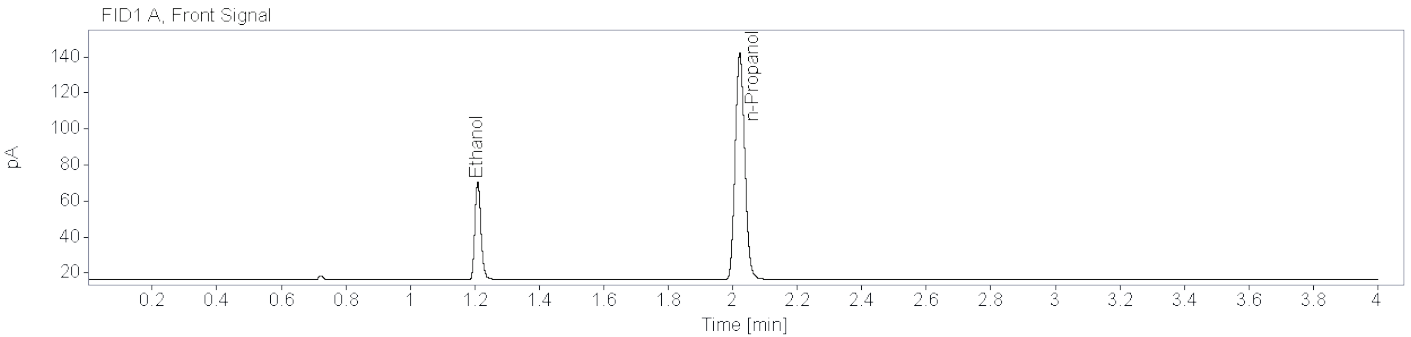
Compound	Peak Symmetry	RT [min]	Expected RT[min]	Area	Concentration [g/100 mL]
Ethanol	0.78939	1.454	1.454	33.9622	0.0249
n-Propanol	0.90363	2.620	2.620	249.3657	0.0100





**Brazoria County Sheriff's Office Crime Lab**  
**Toxicology**  
**Ethanol Analysis**

**Sample Name:** 0.050 g/100mL Cal (24-1455)      **Description:**      **Sample Barcode** 24-1455      **Vial Number:** 3  
**Instrument:** BAC 1      **Acq. Method:** BAC.M      **Injection Date:** 6/20/2024 11:25:42 AM  
**Data File:** C:\Chem32\1\Data\2024\BAC\_20240620\_MH 2024-06-20 11-05-12\003F0301.D




**Name** FID1A

Compound	Peak Symmetry	RT [min]	Expected RT[min]	Area	Concentration [g/100 mL]
Ethanol	0.81331	1.209	1.209	71.2212	0.0496
n-Propanol	0.88002	2.022	2.022	258.9895	0.0100

**Name** FID2B

Compound	Peak Symmetry	RT [min]	Expected RT[min]	Area	Concentration [g/100 mL]
Ethanol	0.79386	1.452	1.452	67.0503	0.0495
n-Propanol	0.90749	2.619	2.619	242.0761	0.0100

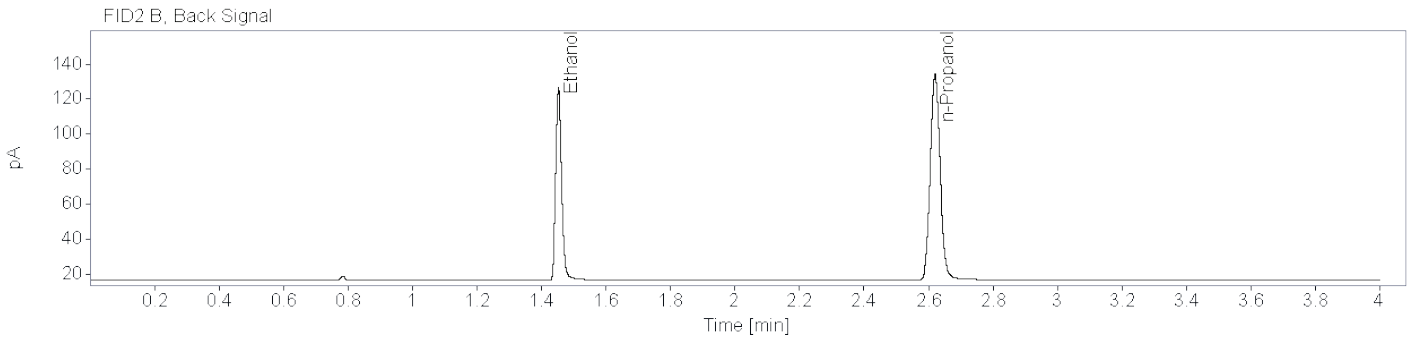
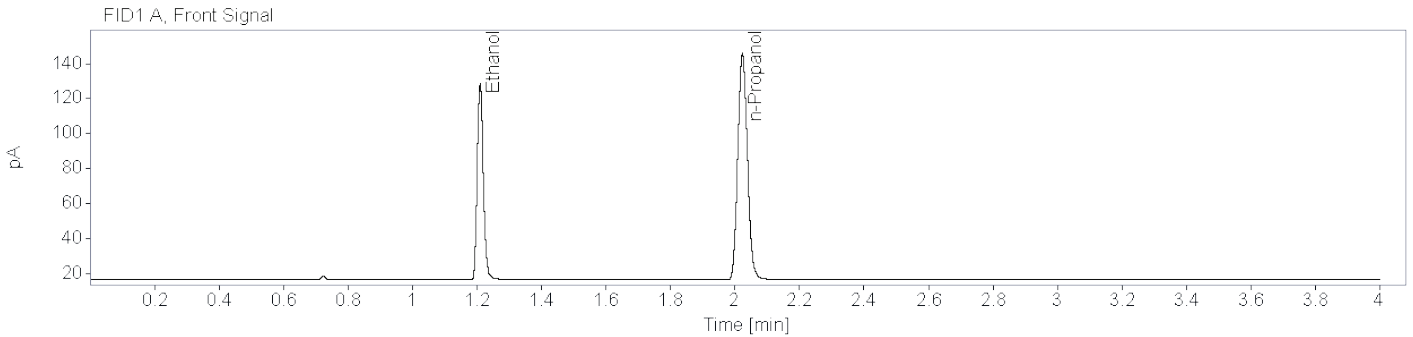


# Brazoria County Sheriff's Office Crime Lab

## Toxicology

### Ethanol Analysis

**Sample Name:** 0.100 g/100mL Cal (24-1456)      **Description:**      **Sample Barcode:** 24-1456      **Vial Number:** 4  
**Instrument:** BAC 1      **Acq. Method:** BAC.M      **Injection Date:** 6/20/2024 11:30:25 AM  
**Data File:** C:\Chem32\1\Data\2024\BAC\_20240620\_MH 2024-06-20 11-05-12\004F0401.D




**Name** FID1A

Compound	Peak Symmetry	RT [min]	Expected RT[min]	Area	Concentration [g/100 mL]
Ethanol	0.82294	1.210	1.210	148.9199	0.0992
n-Propanol	0.87125	2.023	2.023	268.2511	0.0100

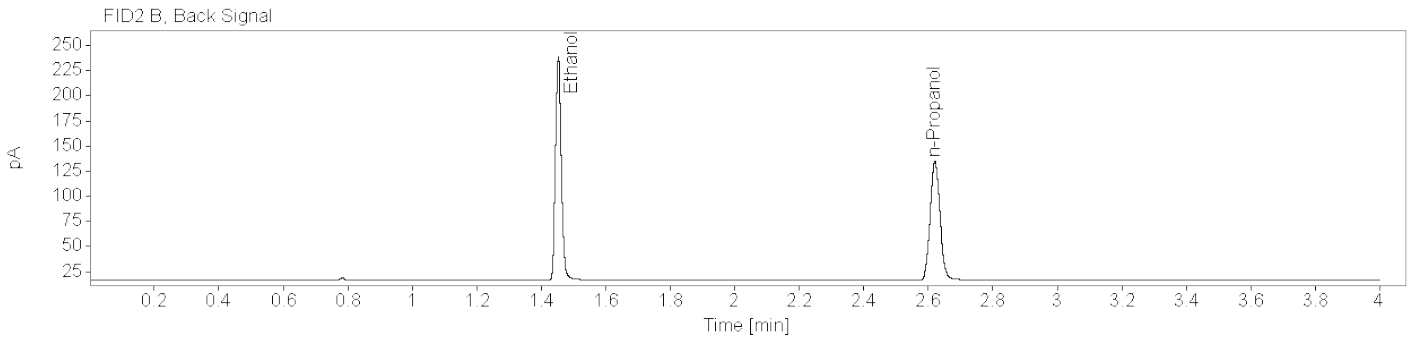
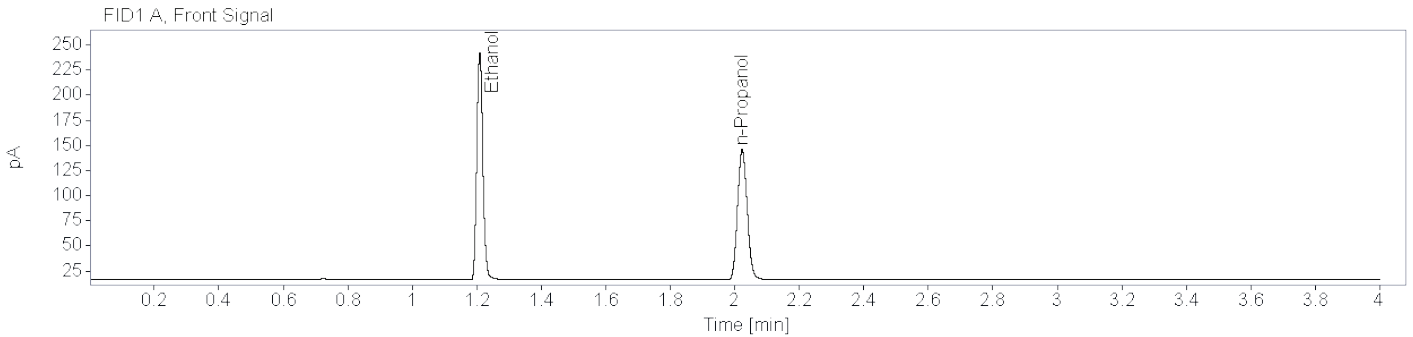
**Name** FID2B

Compound	Peak Symmetry	RT [min]	Expected RT[min]	Area	Concentration [g/100 mL]
Ethanol	0.81180	1.453	1.453	140.4900	0.0990
n-Propanol	0.91434	2.620	2.620	250.6733	0.0100



**Brazoria County Sheriff's Office Crime Lab**  
**Toxicology**  
**Ethanol Analysis**

**Sample Name:** 0.200 g/100mL Cal (24-1457)      **Description:**      **Sample Barcode** 24-1457      **Vial Number:** 5  
**Instrument:** BAC 1      **Acq. Method:** BAC.M      **Injection Date:** 6/20/2024 11:36:06 AM  
**Data File:** C:\Chem32\1\Data\2024\BAC\_20240620\_MH 2024-06-20 11-05-12\005F0501.D




**Name** FID1A

Compound	Peak Symmetry	RT [min]	Expected RT[min]	Area	Concentration [g/100 mL]
Ethanol	0.85842	1.209	1.209	296.8831	0.1970
n-Propanol	0.86618	2.023	2.023	268.0447	0.0100

**Name** FID2B

Compound	Peak Symmetry	RT [min]	Expected RT[min]	Area	Concentration [g/100 mL]
Ethanol	0.86170	1.453	1.453	280.6965	0.1967
n-Propanol	0.90753	2.621	2.621	250.6350	0.0100

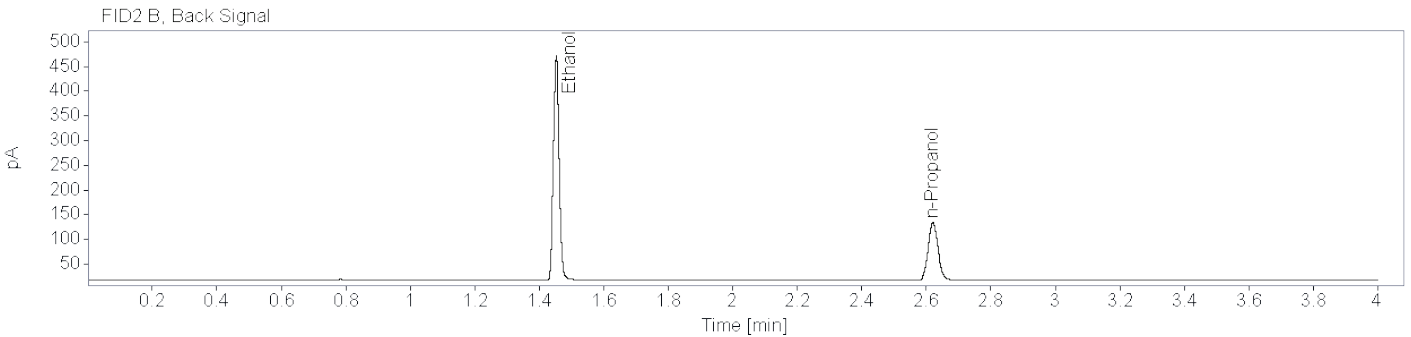
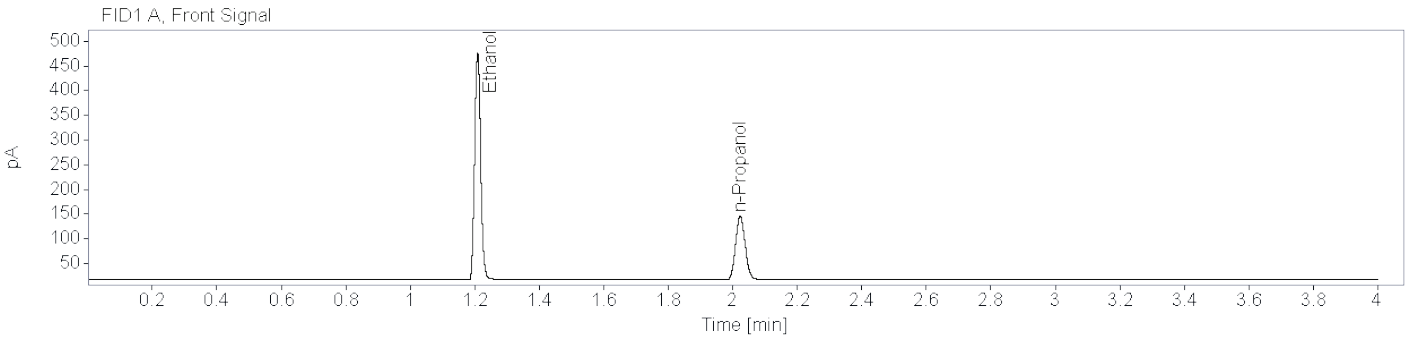


# Brazoria County Sheriff's Office Crime Lab

## Toxicology

### Ethanol Analysis

**Sample Name:** 0.400 g/100mL Cal (24-1458)      **Description:**      **Sample Barcode:** 24-1458      **Vial Number:** 6  
**Instrument:** BAC 1      **Acq. Method:** BAC.M      **Injection Date:** 6/20/2024 11:40:49 AM  
**Data File:** C:\Chem32\1\Data\2024\BAC\_20240620\_MH 2024-06-20 11-05-12\006F0601.D




**Name** FID1A

Compound	Peak Symmetry	RT [min]	Expected RT[min]	Area	Concentration [g/100 mL]
Ethanol	0.88735	1.209	1.209	605.7274	0.4005
n-Propanol	0.85976	2.023	2.023	268.3982	0.0100

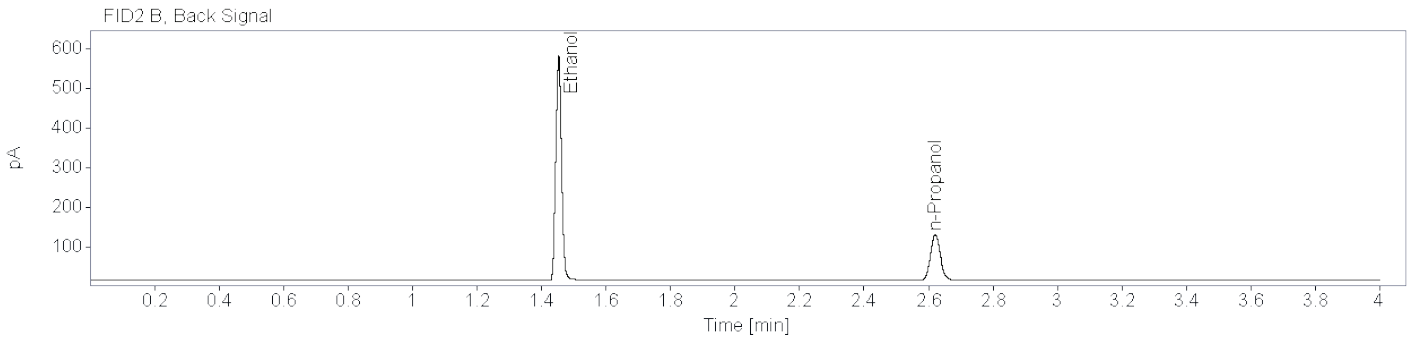
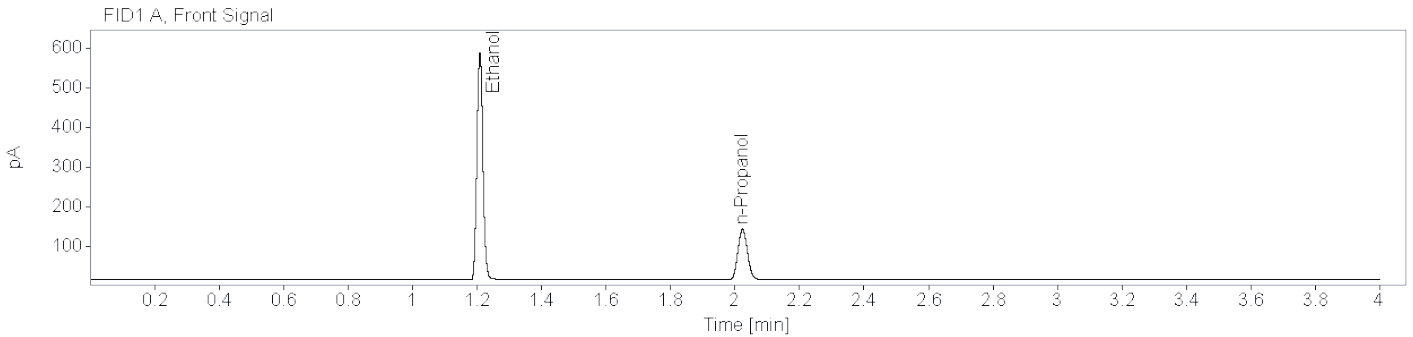
**Name** FID2B

Compound	Peak Symmetry	RT [min]	Expected RT[min]	Area	Concentration [g/100 mL]
Ethanol	0.91864	1.453	1.453	573.1528	0.4003
n-Propanol	0.90351	2.621	2.621	250.8304	0.0100



**Brazoria County Sheriff's Office Crime Lab**  
**Toxicology**  
**Ethanol Analysis**

**Sample Name:** 0.500 g/100mL Cal (24-1459)      **Description:**      **Sample Barcode:** 24-1459      **Vial Number:** 7  
**Instrument:** BAC 1      **Acq. Method:** BAC.M      **Injection Date:** 6/20/2024 11:46:30 AM  
**Data File:** C:\Chem32\1\Data\2024\BAC\_20240620\_MH 2024-06-20 11-05-12\007F0701.D




**Name** FID1A

Compound	Peak Symmetry	RT [min]	Expected RT[min]	Area	Concentration [g/100 mL]
Ethanol	0.88303	1.209	1.209	747.3989	0.5036
n-Propanol	0.86535	2.023	2.023	263.2431	0.0100

**Name** FID2B

Compound	Peak Symmetry	RT [min]	Expected RT[min]	Area	Concentration [g/100 mL]
Ethanol	0.93837	1.453	1.453	708.0251	0.5045
n-Propanol	0.89852	2.621	2.621	245.6965	0.0100

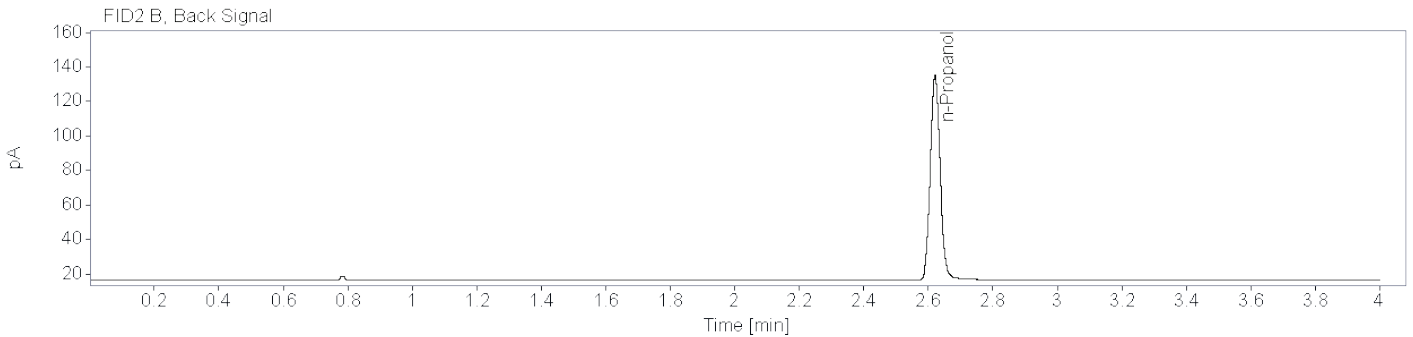
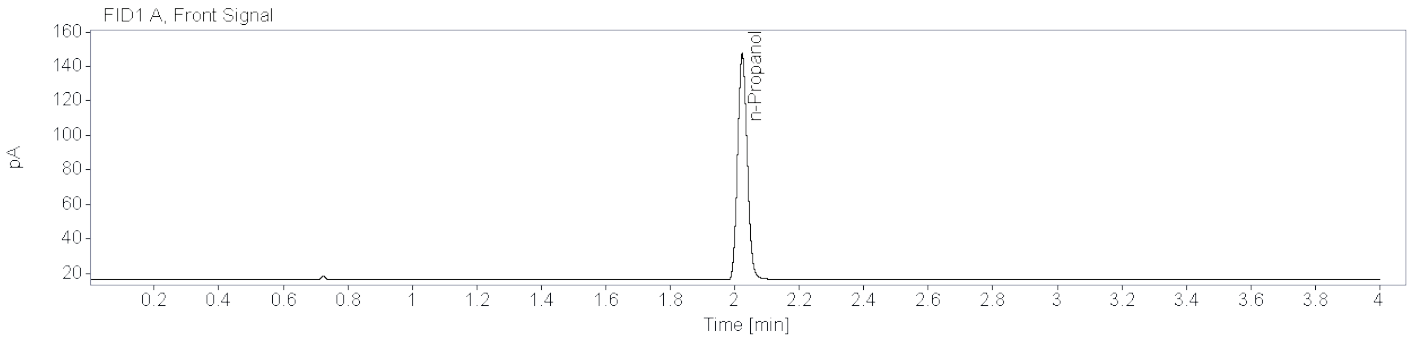


# Brazoria County Sheriff's Office Crime Lab

## Toxicology

### Ethanol Analysis

**Sample Name:** Negative (24-1460)      **Description:**      **Sample Barcode:** 24-1460      **Vial Number:** 8  
**Instrument:** BAC 1      **Acq. Method:** BAC.M      **Injection Date:** 6/20/2024 11:51:12 AM  
**Data File:** C:\Chem32\1\Data\2024\BAC\_20240620\_MH 2024-06-20 11-05-12\008F0801.D




**Name** FID1A

Compound	Peak Symmetry	RT [min]	Expected RT[min]	Area	Concentration [g/100 mL]
n-Propanol	0.86684	2.023	2.023	269.9480	0.0100

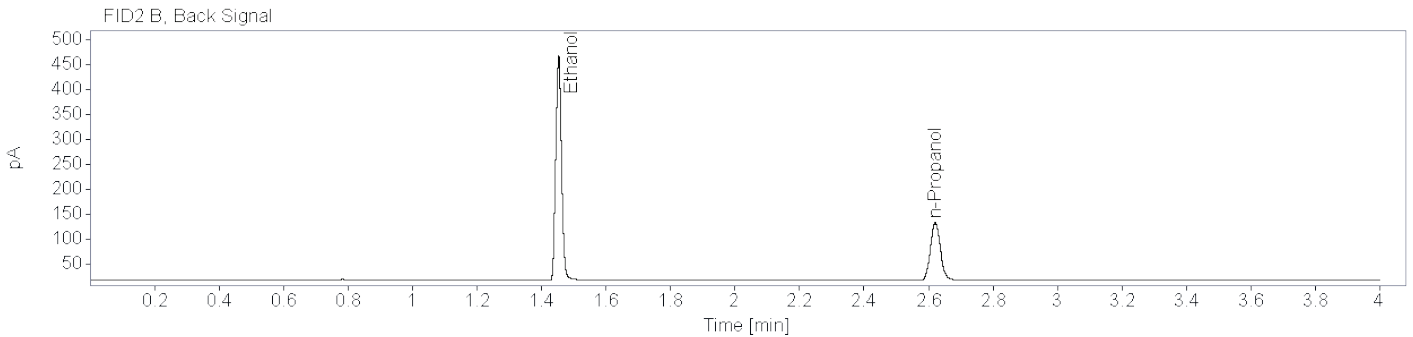
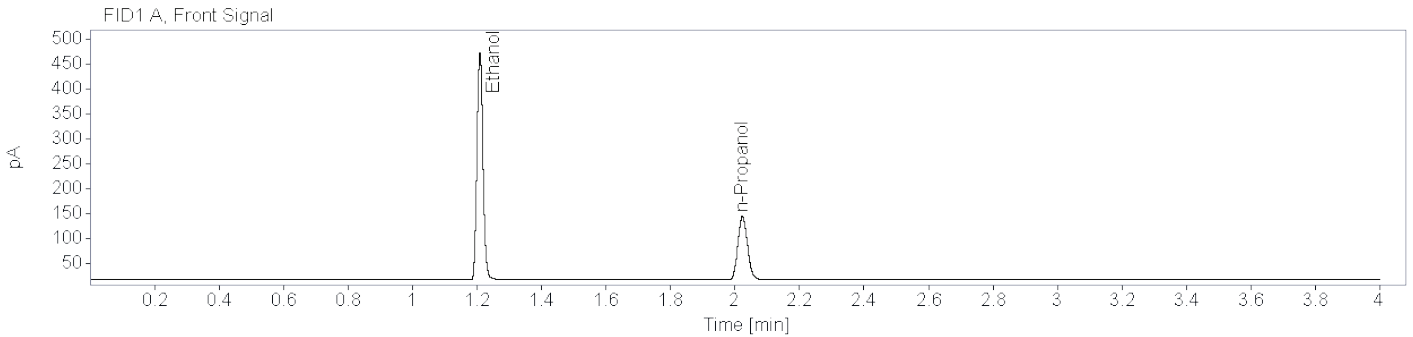
**Name** FID2B

Compound	Peak Symmetry	RT [min]	Expected RT[min]	Area	Concentration [g/100 mL]
n-Propanol	0.90939	2.621	2.621	251.7865	0.0100



**Brazoria County Sheriff's Office Crime Lab**  
**Toxicology**  
**Ethanol Analysis**

**Sample Name:** High QC (24-1461)      **Description:**      **Sample Barcode:** 24-1461      **Vial Number:** 9  
**Instrument:** BAC 1      **Acq. Method:** BAC.M      **Injection Date:** 6/20/2024 11:56:54 AM  
**Data File:** C:\Chem32\1\Data\2024\BAC\_20240620\_MH 2024-06-20 11-05-12\009F0901.D




**Name** FID1A

Compound	Peak Symmetry	RT [min]	Expected RT[min]	Area	Concentration [g/100 mL]
Ethanol	0.87234	1.209	1.209	597.4102	0.4011
n-Propanol	0.86544	2.023	2.023	264.3398	0.0100

**Name** FID2B

Compound	Peak Symmetry	RT [min]	Expected RT[min]	Area	Concentration [g/100 mL]
Ethanol	0.91280	1.453	1.453	565.5876	0.4019
n-Propanol	0.89565	2.621	2.621	246.4767	0.0100

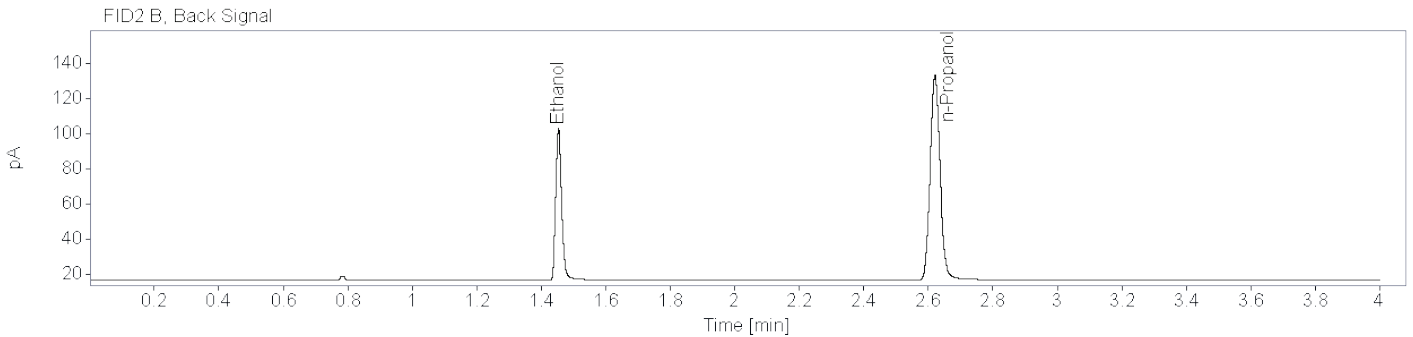
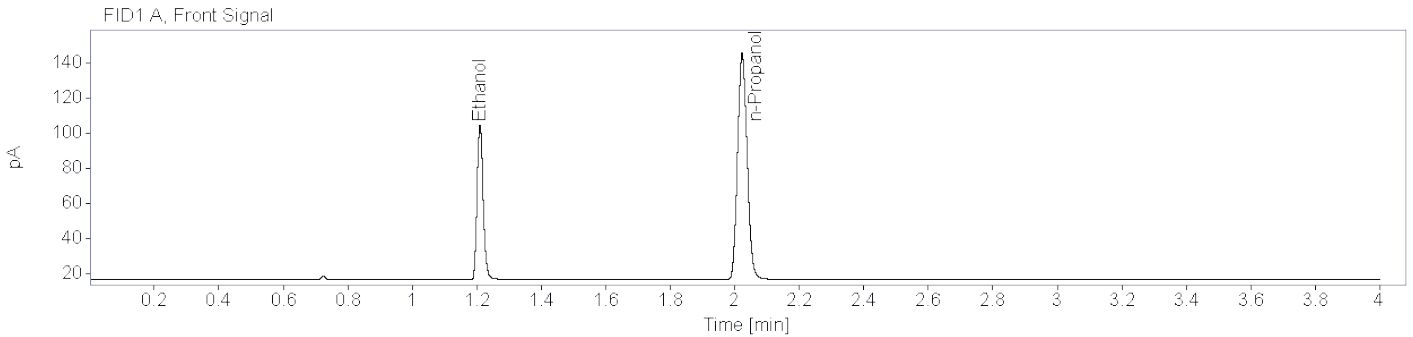


# Brazoria County Sheriff's Office Crime Lab

## Toxicology

### Ethanol Analysis

**Sample Name:** Low QC (24-1462)      **Description:**      **Sample Barcode:** 24-1462      **Vial Number:** 10  
**Instrument:** BAC 1      **Acq. Method:** BAC.M      **Injection Date:** 6/20/2024 12:01:37 PM  
**Data File:** C:\Chem32\1\Data\2024\BAC\_20240620\_MH 2024-06-20 11-05-12\010F1001.D




**Name** FID1A

Compound	Peak Symmetry	RT [min]	Expected RT[min]	Area	Concentration [g/100 mL]
Ethanol	0.81704	1.210	1.209	116.8827	0.0784
n-Propanol	0.86015	2.023	2.023	266.8115	0.0100

**Name** FID2B

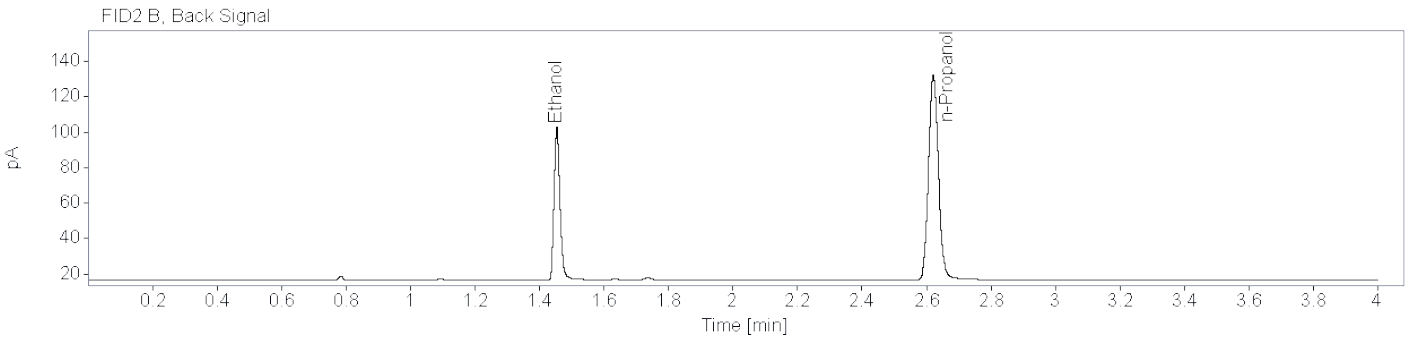
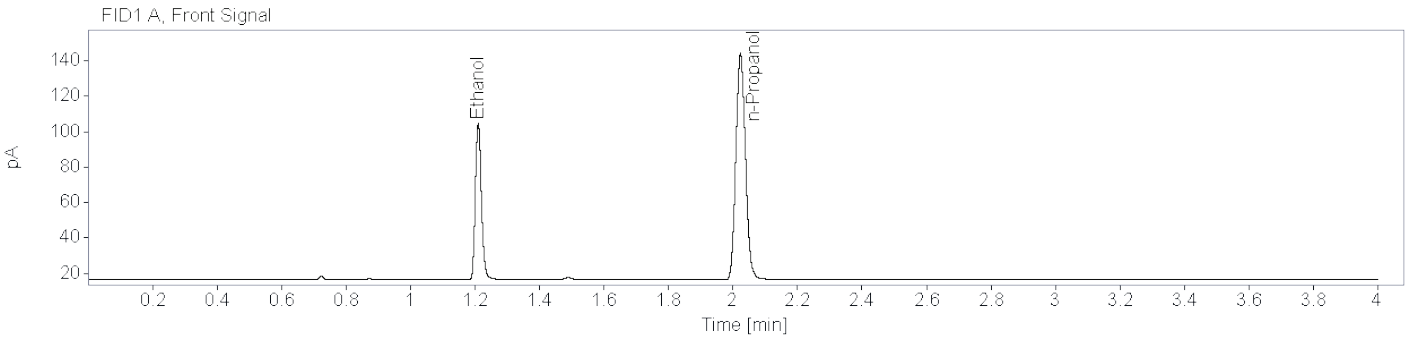
Compound	Peak Symmetry	RT [min]	Expected RT[min]	Area	Concentration [g/100 mL]
Ethanol	0.79797	1.454	1.453	110.4199	0.0786
n-Propanol	0.90207	2.621	2.621	248.7231	0.0100





**Brazoria County Sheriff's Office Crime Lab**  
**Toxicology**  
**Ethanol Analysis**

**Sample Name:** Blood QC A (24-1463)      **Description:**      **Sample Barcode** 24-1463      **Vial Number:** 11  
**Instrument:** BAC 1      **Acq. Method:** BAC.M      **Injection Date:** 6/20/2024 12:07:18 PM  
**Data File:** C:\Chem32\1\Data\2024\BAC\_20240620\_MH 2024-06-20 11-05-12\011F1101.D




**Name** FID1A

Compound	Peak Symmetry	RT [min]	Expected RT[min]	Area	Concentration [g/100 mL]
Ethanol	0.82266	1.210	1.209	116.9324	0.0795
n-Propanol	0.86506	2.023	2.023	263.4227	0.0100

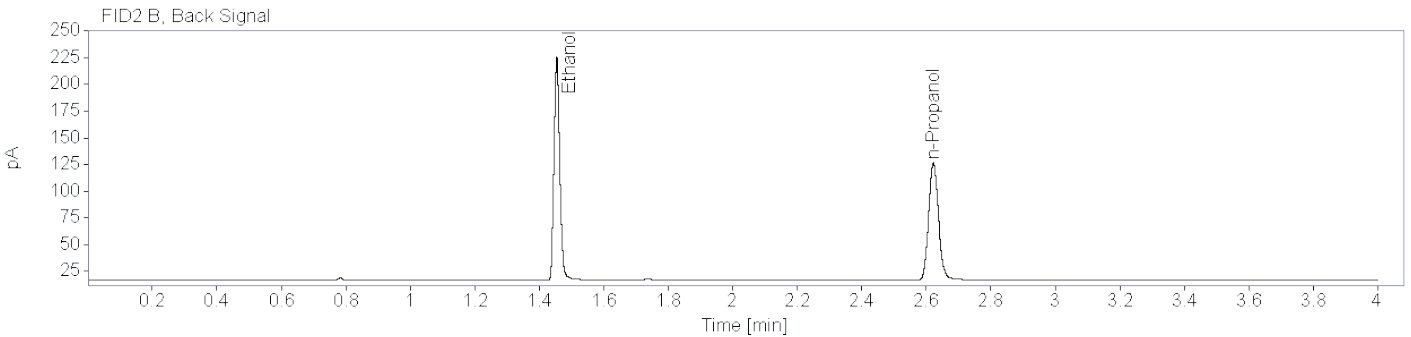
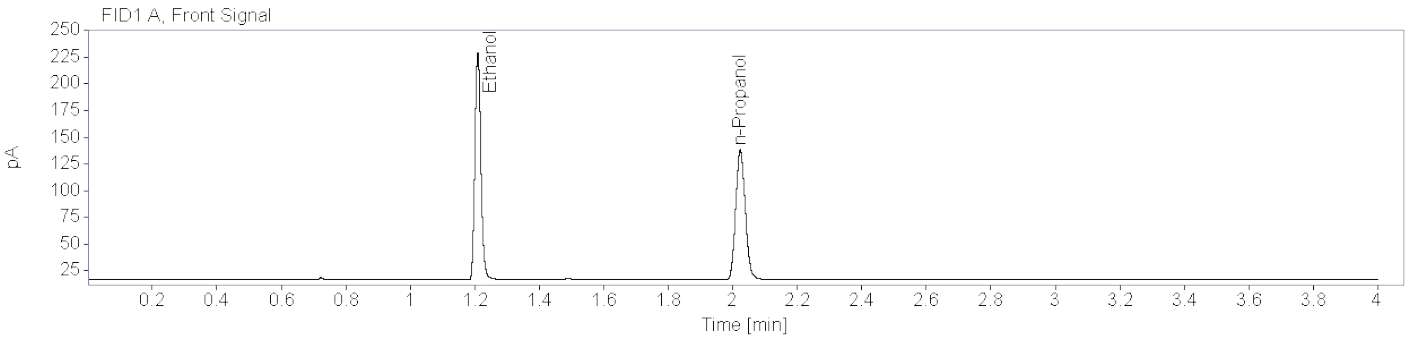
**Name** FID2B

Compound	Peak Symmetry	RT [min]	Expected RT[min]	Area	Concentration [g/100 mL]
Ethanol	0.80614	1.454	1.453	109.6233	0.0791
n-Propanol	0.89030	2.621	2.621	245.3781	0.0100



**Brazoria County Sheriff's Office Crime Lab**  
**Toxicology**  
**Ethanol Analysis**

**Sample Name:** Blood QC B (24-1473)      **Description:**      **Sample Barcode:** 24-1473      **Vial Number:** 22  
**Instrument:** BAC 1      **Acq. Method:** BAC.M      **Injection Date:** 6/20/2024 1:04:01 PM  
**Data File:** C:\Chem32\1\Data\2024\BAC\_20240620\_MH 2024-06-20 11-05-12\022F2201.D




**Name** FID1A

Compound	Peak Symmetry	RT [min]	Expected RT[min]	Area	Concentration [g/100 mL]
Ethanol	0.85457	1.209	1.209	276.4458	0.1965
n-Propanol	0.85445	2.023	2.023	250.2857	0.0100

**Name** FID2B

Compound	Peak Symmetry	RT [min]	Expected RT[min]	Area	Concentration [g/100 mL]
Ethanol	0.85418	1.454	1.453	261.8495	0.1979
n-Propanol	0.88427	2.622	2.621	232.4590	0.0100

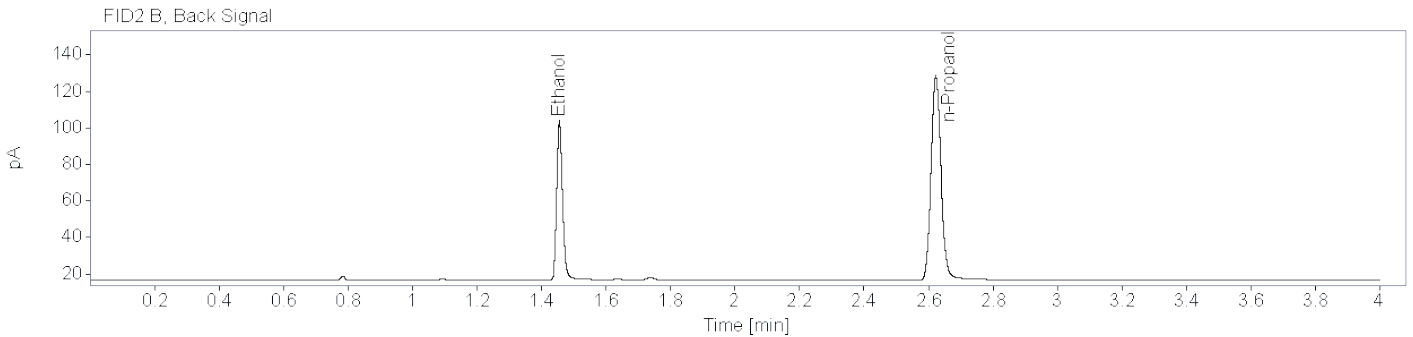
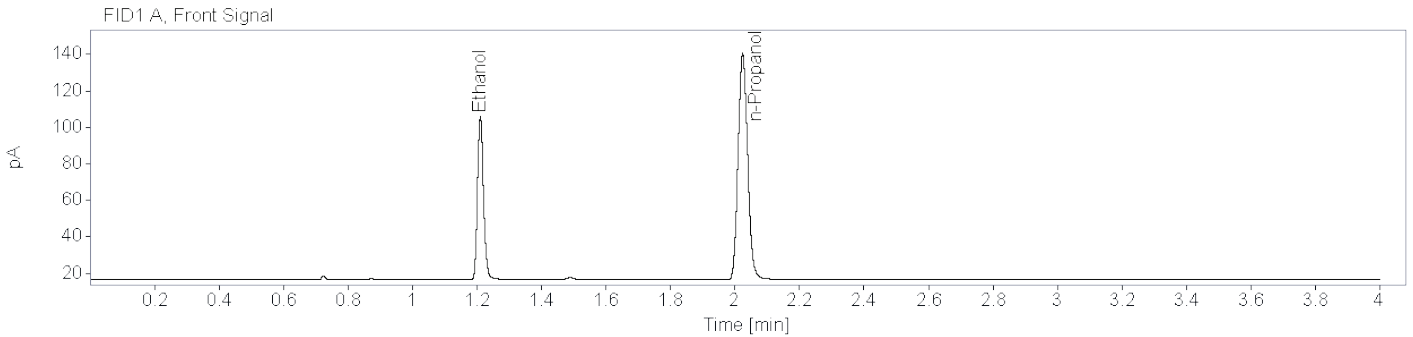


# Brazoria County Sheriff's Office Crime Lab

## Toxicology

### Ethanol Analysis

**Sample Name:** Blood QC A (24-1483)      **Description:**      **Sample Barcode:** 24-1483      **Vial Number:** 33  
**Instrument:** BAC 1      **Acq. Method:** BAC.M      **Injection Date:** 6/20/2024 2:01:43 PM  
**Data File:** C:\Chem32\1\Data\2024\BAC\_20240620\_MH 2024-06-20 11-05-12\033F3301.D




**Name** FID1A

Compound	Peak Symmetry	RT [min]	Expected RT[min]	Area	Concentration [g/100 mL]
Ethanol	0.82827	1.210	1.209	117.3128	0.0825
n-Propanol	0.86482	2.024	2.023	254.3595	0.0100

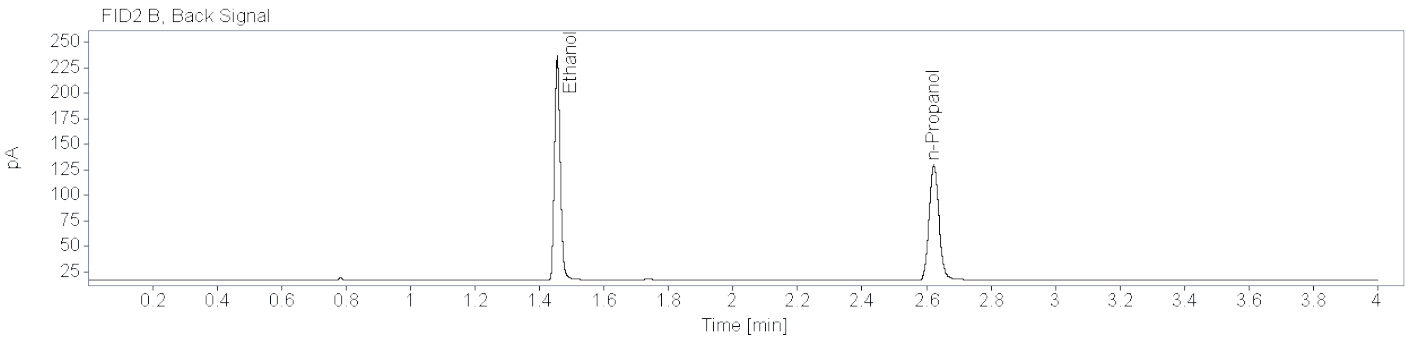
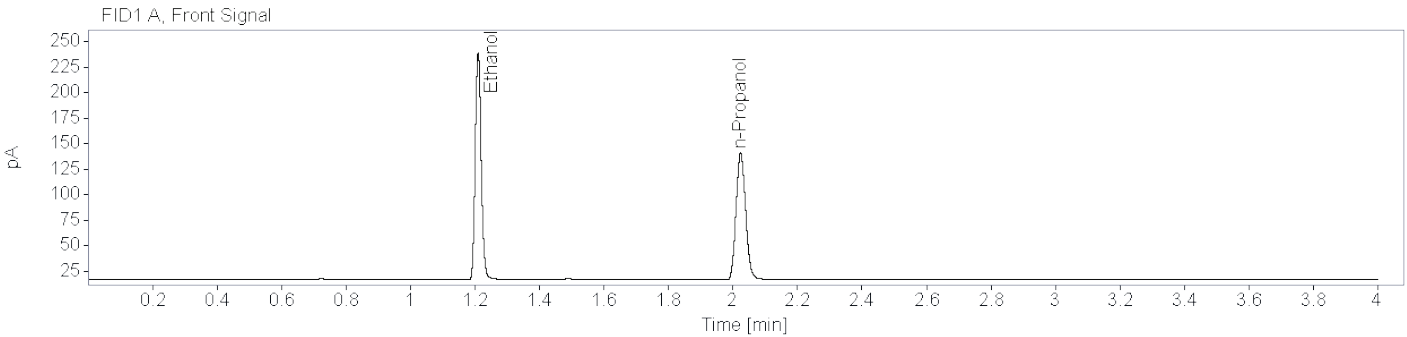
**Name** FID2B

Compound	Peak Symmetry	RT [min]	Expected RT[min]	Area	Concentration [g/100 mL]
Ethanol	0.80992	1.456	1.453	109.9576	0.0824
n-Propanol	0.89000	2.623	2.621	236.3605	0.0100



**Brazoria County Sheriff's Office Crime Lab**  
**Toxicology**  
**Ethanol Analysis**

**Sample Name:** Blood QC B (24-1494)      **Description:**      **Sample Barcode:** 24-1494      **Vial Number:** 44  
**Instrument:** BAC 1      **Acq. Method:** BAC.M      **Injection Date:** 6/20/2024 2:58:25 PM  
**Data File:** C:\Chem32\1\Data\2024\BAC\_20240620\_MH 2024-06-20 11-05-12\044F4401.D




**Name** FID1A

Compound	Peak Symmetry	RT [min]	Expected RT[min]	Area	Concentration [g/100 mL]
Ethanol	0.84752	1.210	1.209	289.8656	0.2010
n-Propanol	0.85757	2.023	2.023	256.4297	0.0100

**Name** FID2B

Compound	Peak Symmetry	RT [min]	Expected RT[min]	Area	Concentration [g/100 mL]
Ethanol	0.85257	1.455	1.453	273.5399	0.2014
n-Propanol	0.89113	2.623	2.621	238.5829	0.0100

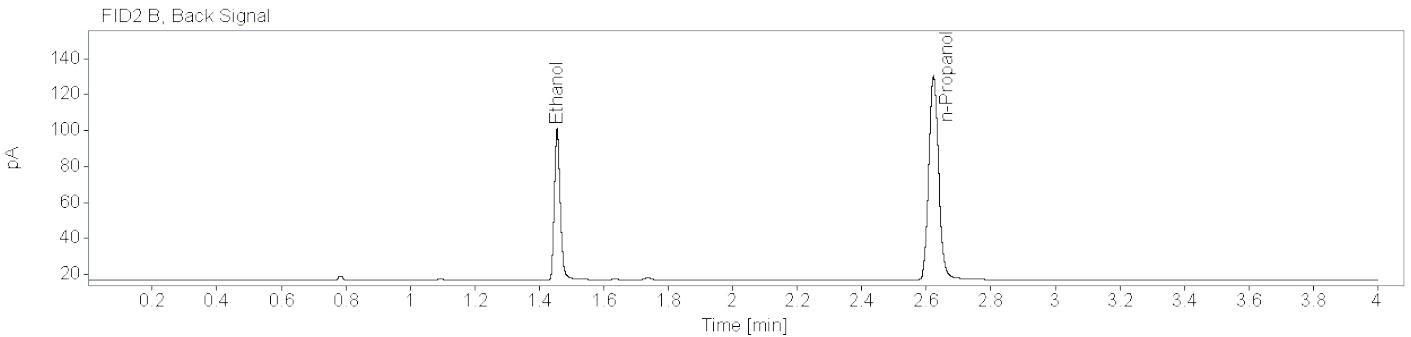
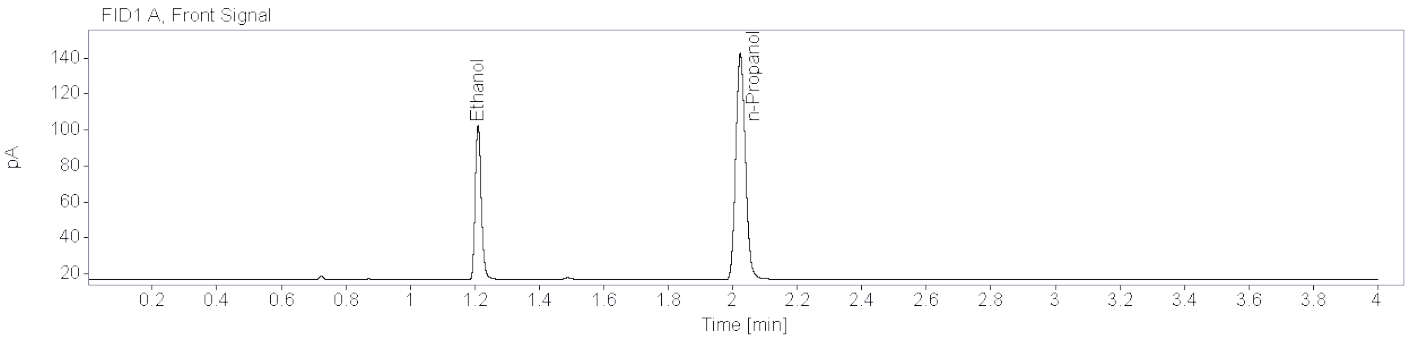


# Brazoria County Sheriff's Office Crime Lab

## Toxicology

### Ethanol Analysis

**Sample Name:** Blood QC A (24-1504)      **Description:**      **Sample Barcode:** 24-1504      **Vial Number:** 55  
**Instrument:** BAC 1      **Acq. Method:** BAC.M      **Injection Date:** 6/20/2024 3:56:06 PM  
**Data File:** C:\Chem32\1\Data\2024\BAC\_20240620\_MH 2024-06-20 11-05-12\055F5501.D




**Name** FID1A

Compound	Peak Symmetry	RT [min]	Expected RT[min]	Area	Concentration [g/100 mL]
Ethanol	0.81412	1.210	1.209	112.9156	0.0781
n-Propanol	0.85674	2.024	2.023	258.9344	0.0100

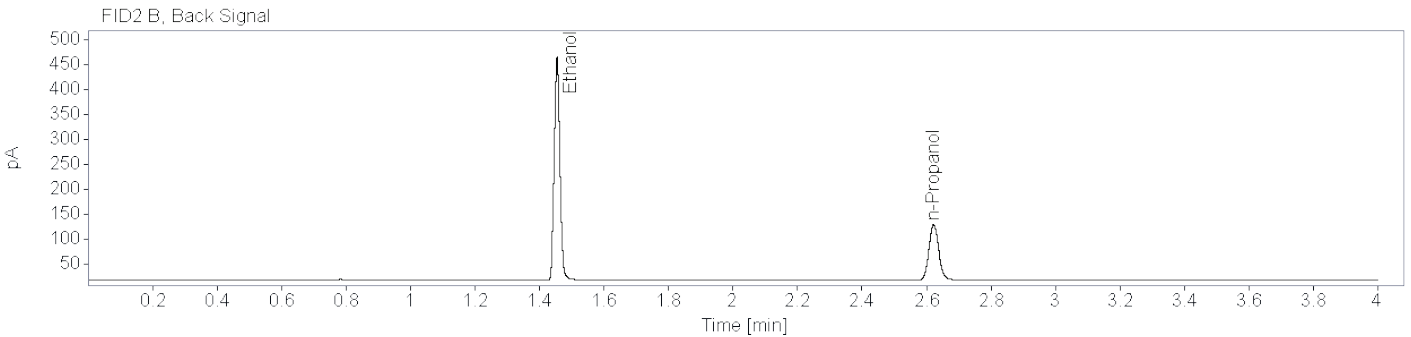
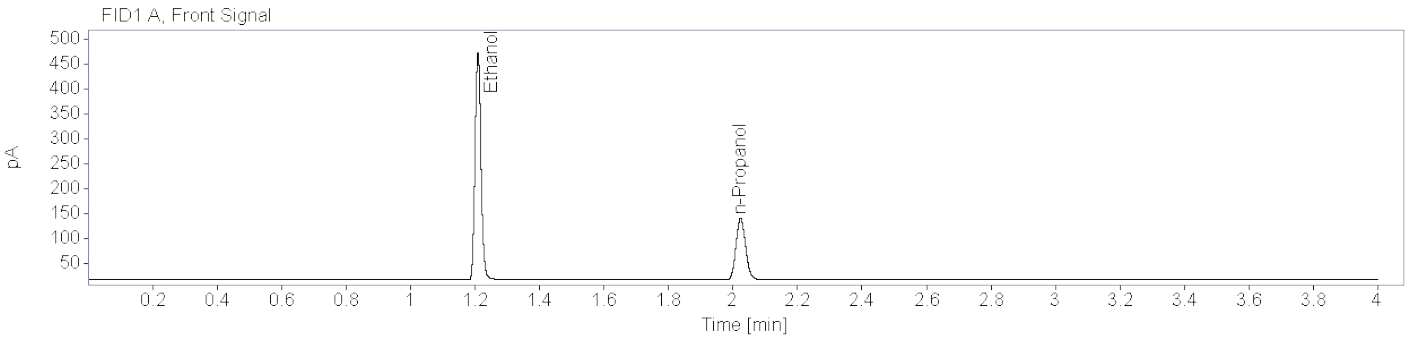
**Name** FID2B

Compound	Peak Symmetry	RT [min]	Expected RT[min]	Area	Concentration [g/100 mL]
Ethanol	0.80456	1.455	1.453	106.1626	0.0782
n-Propanol	0.88579	2.623	2.621	240.4612	0.0100



**Brazoria County Sheriff's Office Crime Lab**  
**Toxicology**  
**Ethanol Analysis**

**Sample Name:** High QC (24-1505)      **Description:**      **Sample Barcode** 24-1505      **Vial Number:** 56  
**Instrument:** BAC 1      **Acq. Method:** BAC.M      **Injection Date:** 6/20/2024 4:00:49 PM  
**Data File:** C:\Chem32\1\Data\2024\BAC\_20240620\_MH 2024-06-20 11-05-12\056F5601.D




**Name** FID1A

Compound	Peak Symmetry	RT [min]	Expected RT[min]	Area	Concentration [g/100 mL]
Ethanol	0.86879	1.209	1.209	591.4371	0.4093
n-Propanol	0.85867	2.023	2.023	256.3936	0.0100

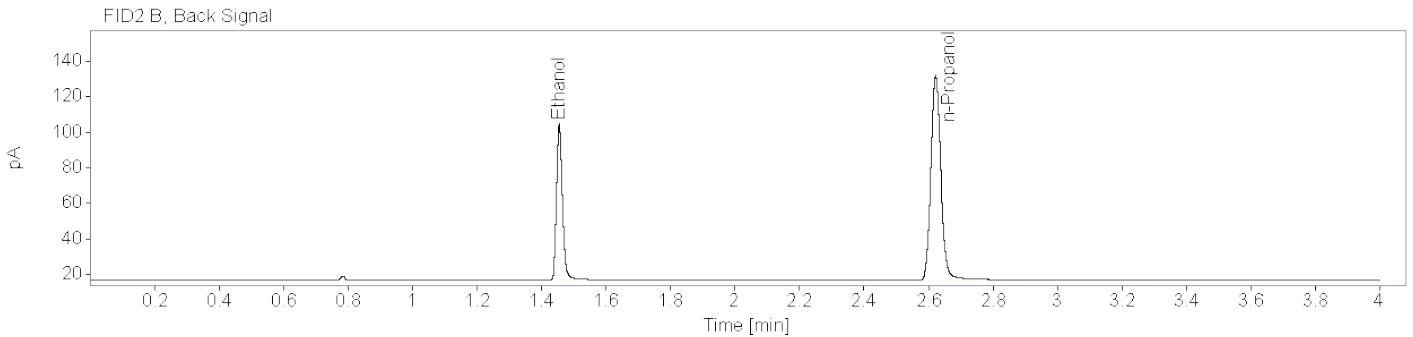
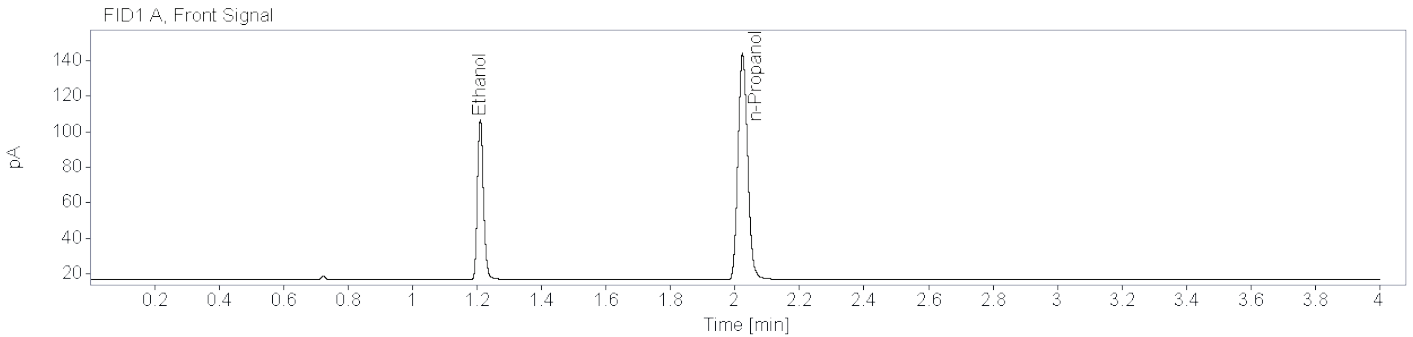
**Name** FID2B

Compound	Peak Symmetry	RT [min]	Expected RT[min]	Area	Concentration [g/100 mL]
Ethanol	0.90622	1.454	1.453	559.7244	0.4118
n-Propanol	0.88914	2.622	2.621	238.0708	0.0100



**Brazoria County Sheriff's Office Crime Lab**  
**Toxicology**  
**Ethanol Analysis**

**Sample Name:** Low QC (24-1506)      **Description:**      **Sample Barcode:** 24-1506      **Vial Number:** 57  
**Instrument:** BAC 1      **Acq. Method:** BAC.M      **Injection Date:** 6/20/2024 4:06:30 PM  
**Data File:** C:\Chem32\1\Data\2024\BAC\_20240620\_MH 2024-06-20 11-05-12\057F5701.D




**Name** FID1A

Compound	Peak Symmetry	RT [min]	Expected RT[min]	Area	Concentration [g/100 mL]
Ethanol	0.82362	1.210	1.209	118.8187	0.0810
n-Propanol	0.86286	2.023	2.023	262.4545	0.0100

**Name** FID2B

Compound	Peak Symmetry	RT [min]	Expected RT[min]	Area	Concentration [g/100 mL]
Ethanol	0.80891	1.455	1.453	111.2812	0.0809
n-Propanol	0.88412	2.622	2.621	243.5107	0.0100

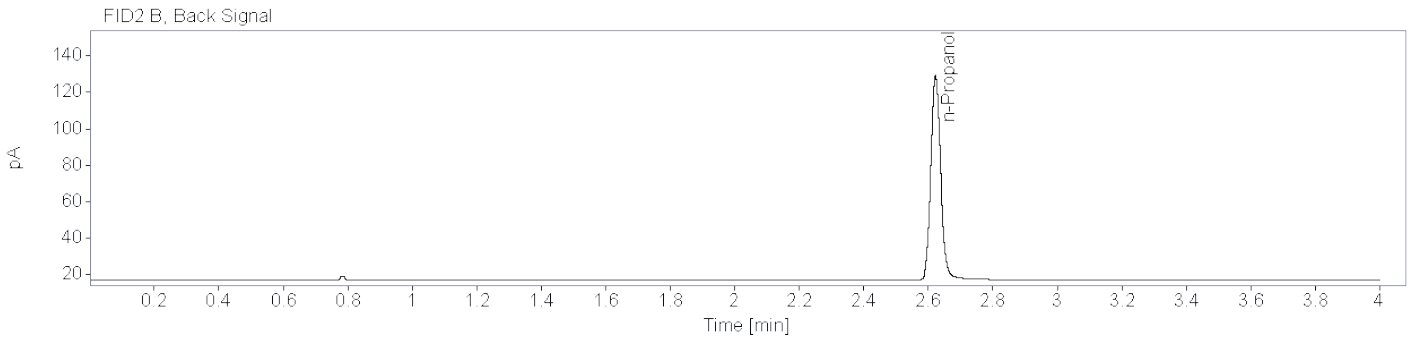
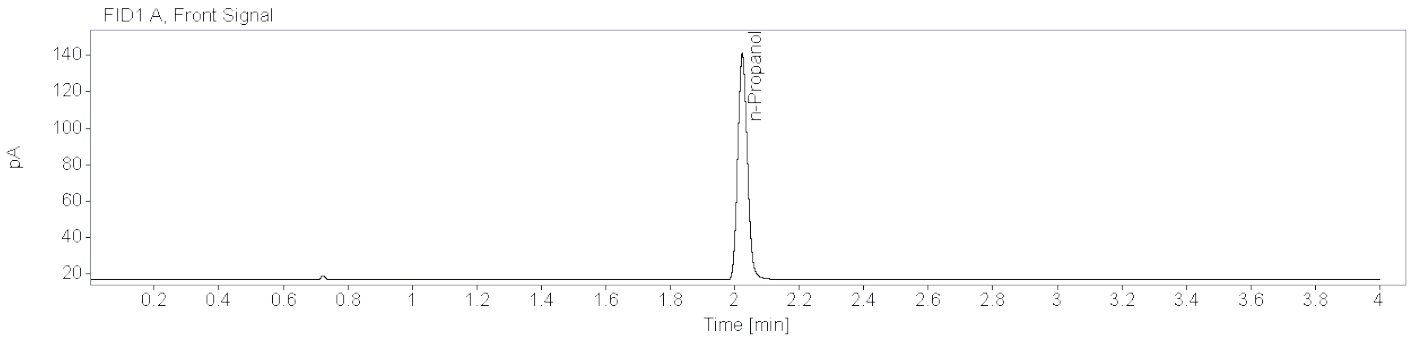


# Brazoria County Sheriff's Office Crime Lab

## Toxicology

### Ethanol Analysis

**Sample Name:** DI Water (24-1507)      **Description:**      **Sample Barcode:** 24-1507      **Vial Number:** 58  
**Instrument:** BAC 1      **Acq. Method:** BAC.M      **Injection Date:** 6/20/2024 4:11:13 PM  
**Data File:** C:\Chem32\1\Data\2024\BAC\_20240620\_MH 2024-06-20 11-05-12\058F5801.D




**Name** FID1A

Compound	Peak Symmetry	RT [min]	Expected RT[min]	Area	Concentration [g/100 mL]
n-Propanol	0.85284	2.023	2.023	255.6483	0.0100

**Name** FID2B

Compound	Peak Symmetry	RT [min]	Expected RT[min]	Area	Concentration [g/100 mL]
n-Propanol	0.88168	2.623	2.621	237.3169	0.0100



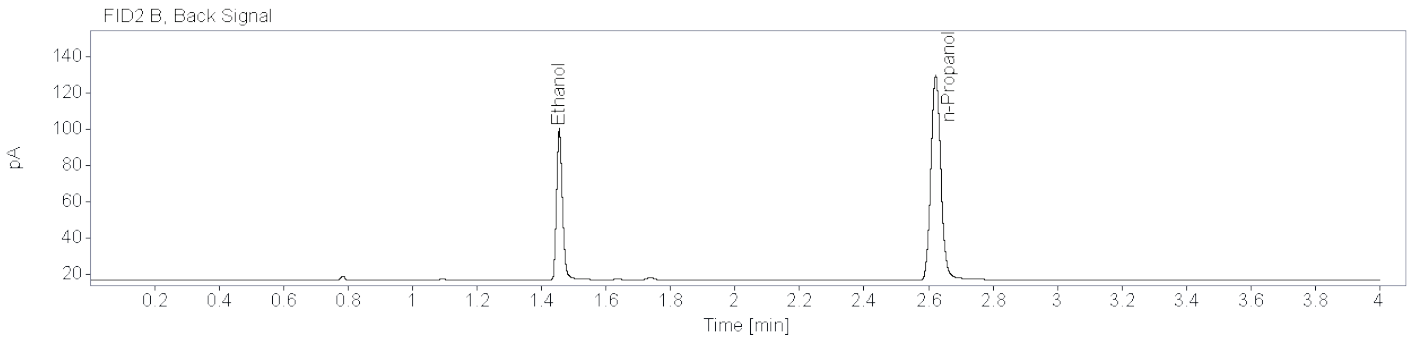
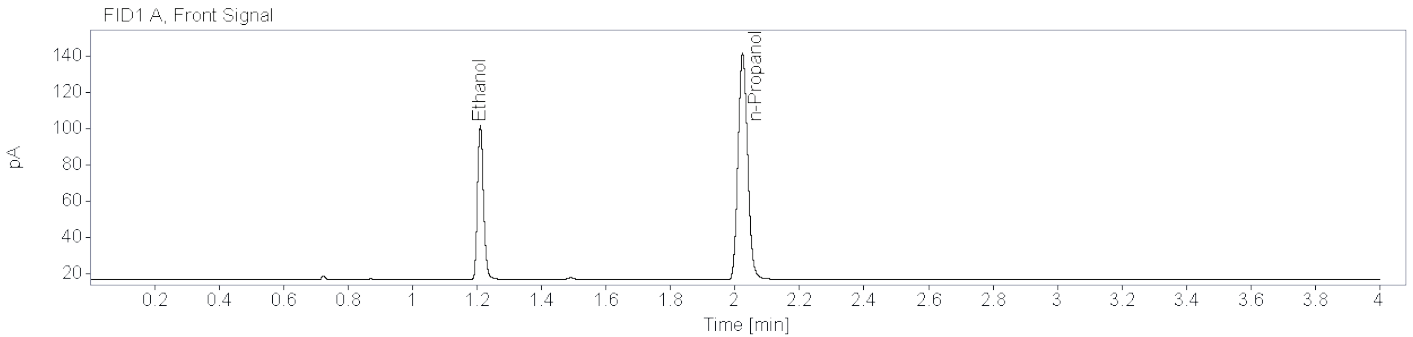


# Brazoria County Sheriff's Office Crime Lab

## Toxicology

### Ethanol Analysis

**Sample Name:** new Blood QC A (24-1481)      **Description:** Alq 1      **Sample Barcode:** 24-1481      **Vial Number:** 31  
**Instrument:** BAC 1      **Acq. Method:** BAC.M      **Injection Date:** 6/20/2024 1:51:18 PM  
**Data File:** C:\Chem32\1\Data\2024\BAC\_20240620\_MH 2024-06-20 11-05-12\031F3101.D




**Name** FID1A

Compound	Peak Symmetry	RT [min]	Expected RT[min]	Area	Concentration [g/100 mL]
Ethanol	0.82586	1.210	1.209	112.3252	0.0780
n-Propanol	0.86057	2.023	2.023	257.8419	0.0100

**Name** FID2B

Compound	Peak Symmetry	RT [min]	Expected RT[min]	Area	Concentration [g/100 mL]
Ethanol	0.81019	1.455	1.453	105.0808	0.0776
n-Propanol	0.89887	2.622	2.621	239.7812	0.0100

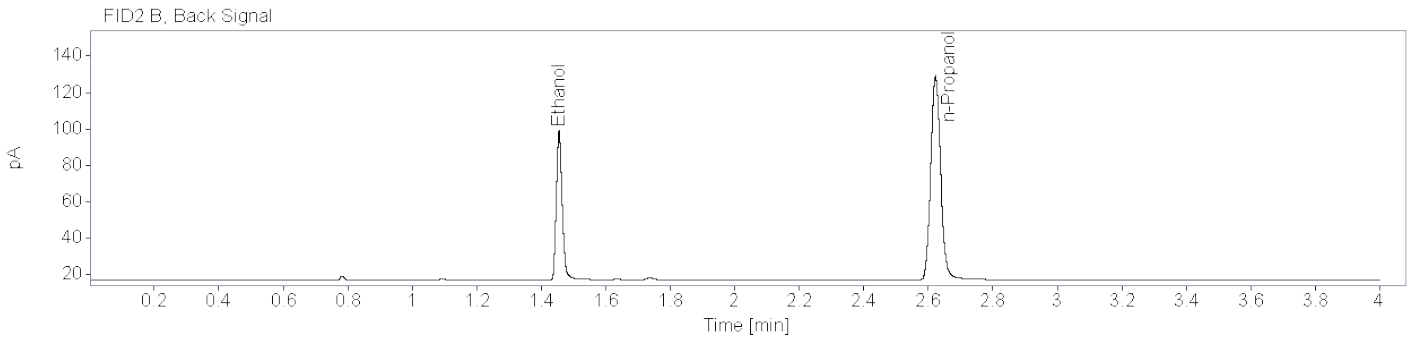
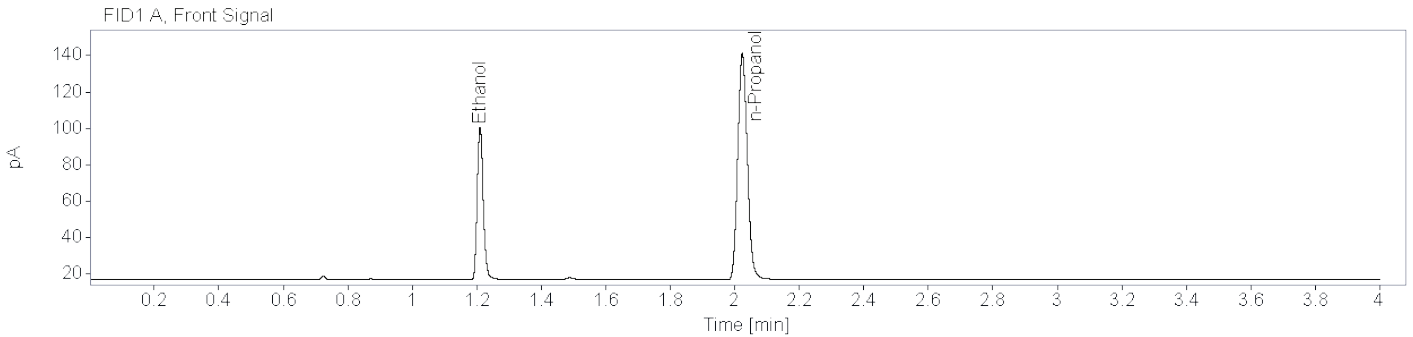


# Brazoria County Sheriff's Office Crime Lab

## Toxicology

### Ethanol Analysis

**Sample Name:** new Blood QC A (24-1485)     **Description:** Alq 2     **Sample Barcode:** 24-1485     **Vial Number:** 35  
**Instrument:** BAC 1     **Acq. Method:** BAC.M     **Injection Date:** 6/20/2024 2:12:07 PM  
**Data File:** C:\Chem32\1\Data\2024\BAC\_20240620\_MH 2024-06-20 11-05-12\035F3501.D




**Name** FID1A

Compound	Peak Symmetry	RT [min]	Expected RT[min]	Area	Concentration [g/100 mL]
Ethanol	0.81538	1.210	1.209	109.7636	0.0769
n-Propanol	0.85609	2.023	2.023	255.5979	0.0100

**Name** FID2B

Compound	Peak Symmetry	RT [min]	Expected RT[min]	Area	Concentration [g/100 mL]
Ethanol	0.80490	1.455	1.453	103.2865	0.0770
n-Propanol	0.88628	2.622	2.621	237.5646	0.0100

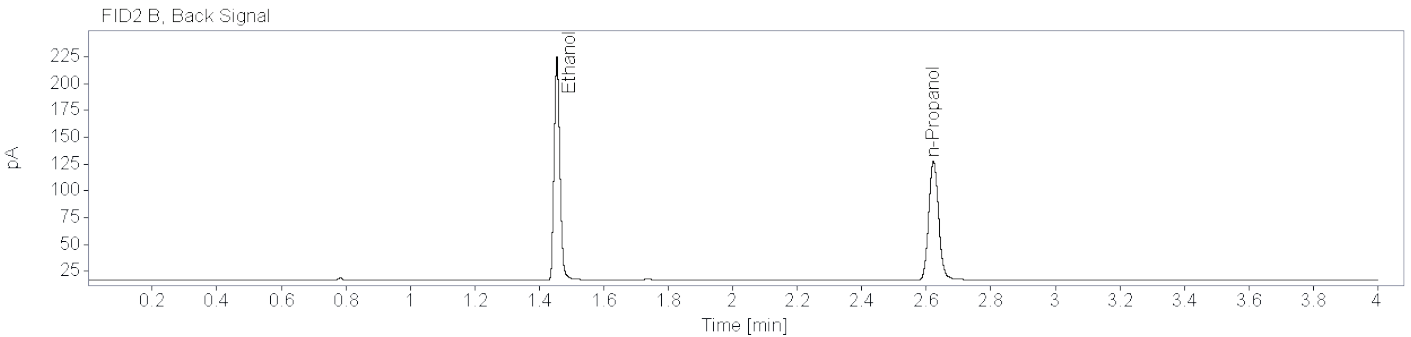
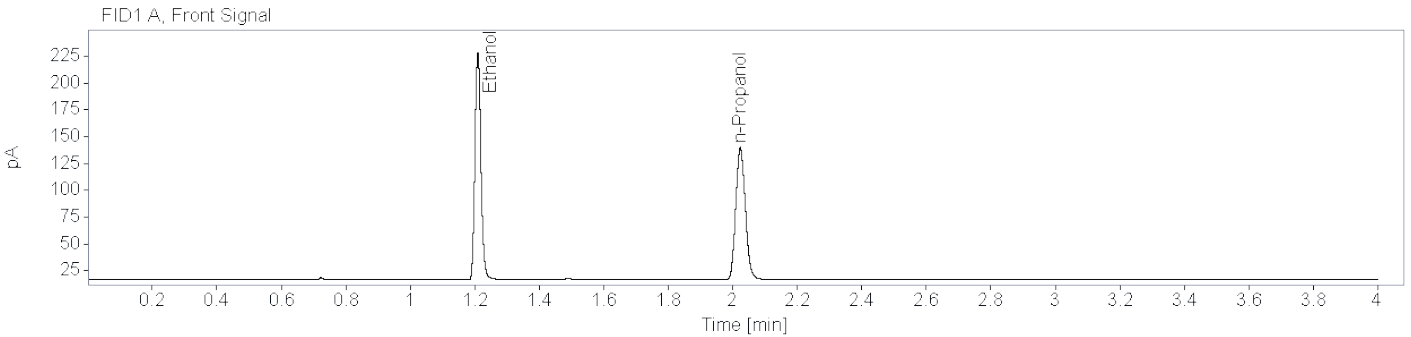


# Brazoria County Sheriff's Office Crime Lab

## Toxicology

### Ethanol Analysis

**Sample Name:** new Blood QC B (24-1482)      **Description:** Alq 1      **Sample Barcode:** 24-1482      **Vial Number:** 32  
**Instrument:** BAC 1      **Acq. Method:** BAC.M      **Injection Date:** 6/20/2024 1:56:01 PM  
**Data File:** C:\Chem32\1\Data\2024\BAC\_20240620\_MH 2024-06-20 11-05-12\032F3201.D




**Name** FID1A

Compound	Peak Symmetry	RT [min]	Expected RT[min]	Area	Concentration [g/100 mL]
Ethanol	0.85274	1.210	1.209	275.1213	0.1926
n-Propanol	0.85463	2.023	2.023	254.0408	0.0100

**Name** FID2B

Compound	Peak Symmetry	RT [min]	Expected RT[min]	Area	Concentration [g/100 mL]
Ethanol	0.84677	1.455	1.453	259.4568	0.1931
n-Propanol	0.88712	2.622	2.621	236.0931	0.0100

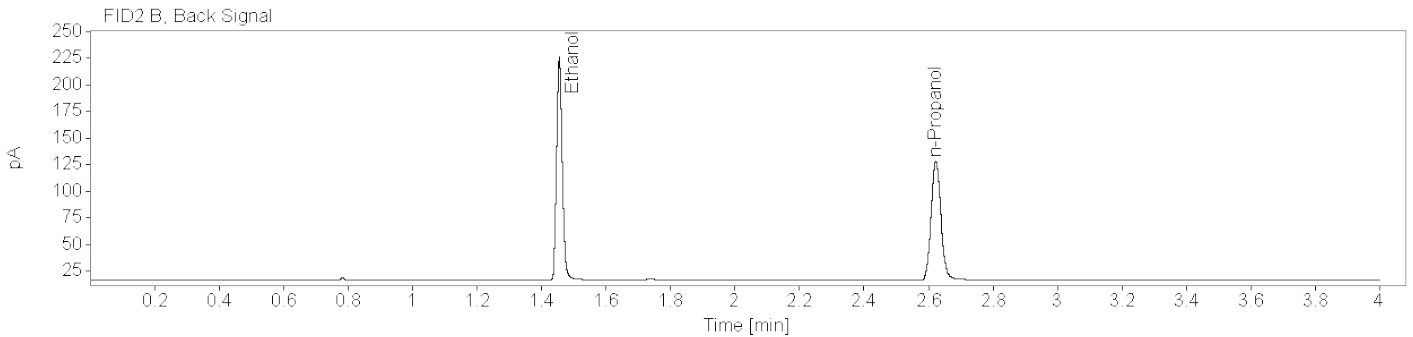
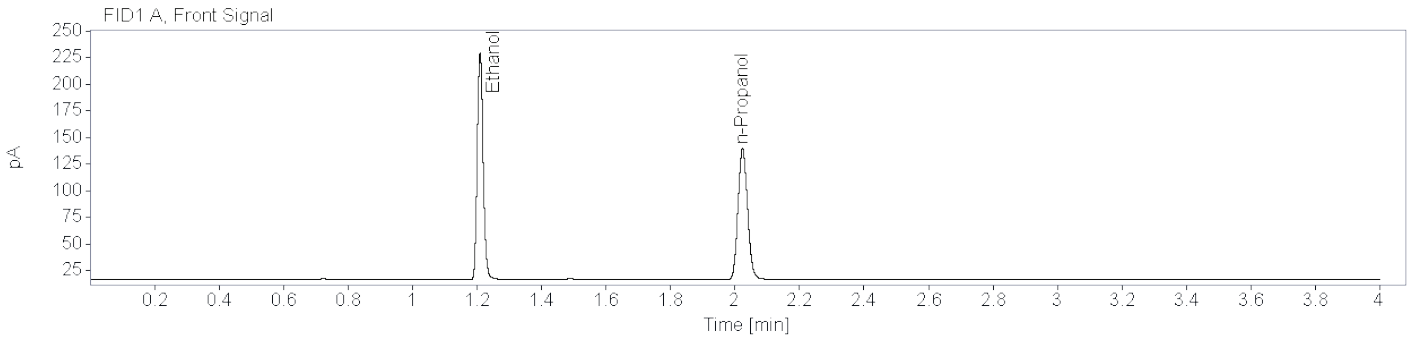


# Brazoria County Sheriff's Office Crime Lab

## Toxicology

### Ethanol Analysis

**Sample Name:** new Blood QC B (24-1484)     
**Description:** Alq 2     
**Sample Barcode:** 24-1484     
**Vial Number:** 34  
**Instrument:** BAC 1     
**Acq. Method:** BAC.M     
**Injection Date:** 6/20/2024 2:06:25 PM  
**Data File:** C:\Chem32\1\Data\2024\BAC\_20240620\_MH 2024-06-20 11-05-12\034F3401.D



**Name** FID1A

Compound	Peak Symmetry	RT [min]	Expected RT[min]	Area	Concentration [g/100 mL]
Ethanol	0.84049	1.209	1.209	274.6790	0.1928
n-Propanol	0.85929	2.023	2.023	253.4281	0.0100

**Name** FID2B

Compound	Peak Symmetry	RT [min]	Expected RT[min]	Area	Concentration [g/100 mL]
Ethanol	0.84987	1.455	1.453	259.0800	0.1932
n-Propanol	0.88358	2.623	2.621	235.5476	0.0100



# Brazoria County Crime Laboratory

Toxicology

## Ethanol Confirmation Worksheet

**Lab Number:**

BCCL-22-0830 001

**Batch Name:** BAC\_20240620\_MH

**Instrument:** BAC-1

**Analyst:** Melissa Henry

**Specimen type:**



Blood



Liquid



Other: \_\_\_\_\_

**Results:**

Ethanol

FID1

FID2

Aliquot 1:

0.1966

Aliquot 1:

0.1967

Aliquot 2:

0.2012

Aliquot 2:


0.2015

**Reported Result:** 0.199 g/100 mL

**Reported UM:** 0.029 g/100 mL

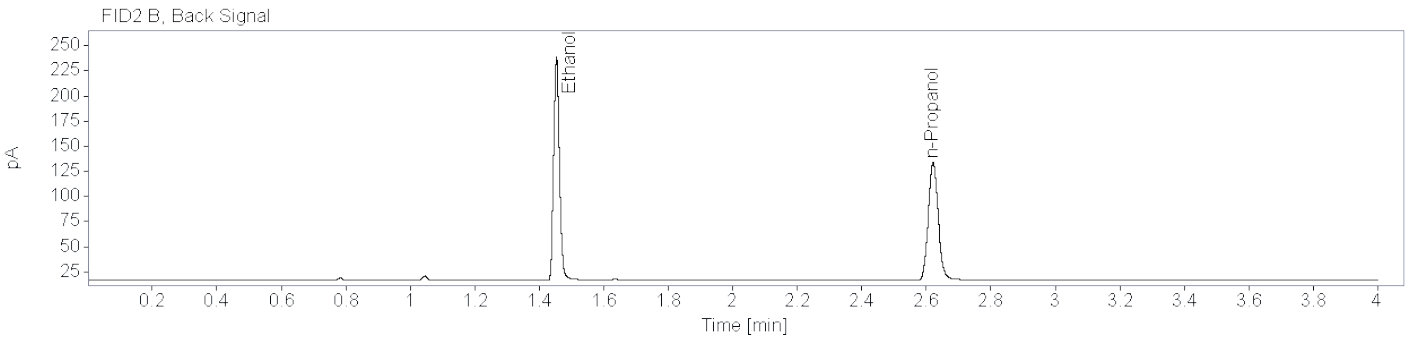
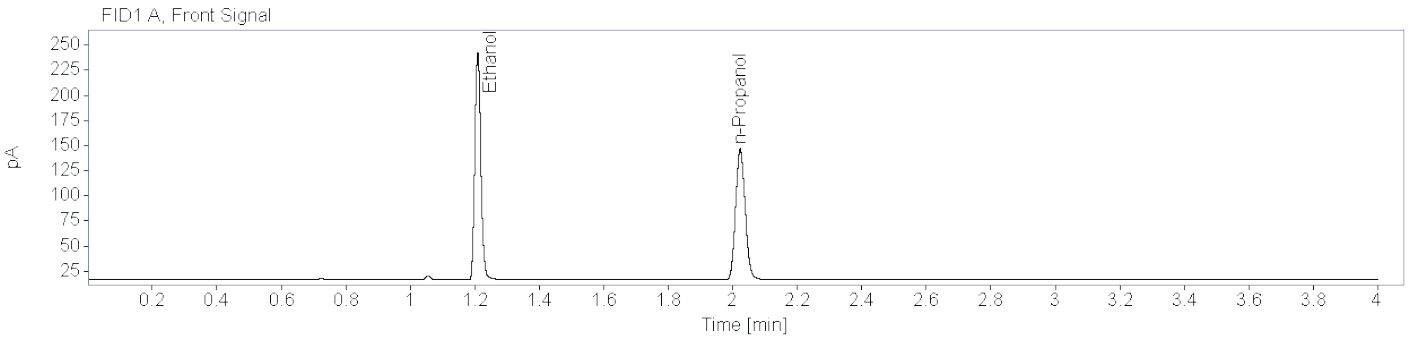
**Comments:** Previously analyzed in BAC\_20240617\_MH. -- 6/24/2024 mh

**Total Number of Printed Examination Pages:** 0



**Brazoria County Sheriff's Office Crime Lab**  
**Toxicology**  
**Ethanol Analysis**

**Sample Name:** BCCL-22-0830 001 (24-1464)    **Description:** Alq 1    **Sample Barcode:** 24-1464    **Vial Number:** 12  
**Instrument:** BAC 1    **Acq. Method:** BAC.M    **Injection Date:** 6/20/2024 12:12:02 PM  
**Data File:** C:\Chem32\1\Data\2024\BAC\_20240620\_MH 2024-06-20 11-05-12\012F1201.D




**Name** FID1A

Compound	Peak Symmetry	RT [min]	Expected RT[min]	Area	Concentration [g/100 mL]
Ethanol	0.85532	1.209	1.209	296.1091	0.1966
n-Propanol	0.86463	2.023	2.023	267.9570	0.0100

**Name** FID2B

Compound	Peak Symmetry	RT [min]	Expected RT[min]	Area	Concentration [g/100 mL]
Ethanol	0.84585	1.453	1.453	279.6432	0.1967
n-Propanol	0.90236	2.621	2.621	249.7773	0.0100

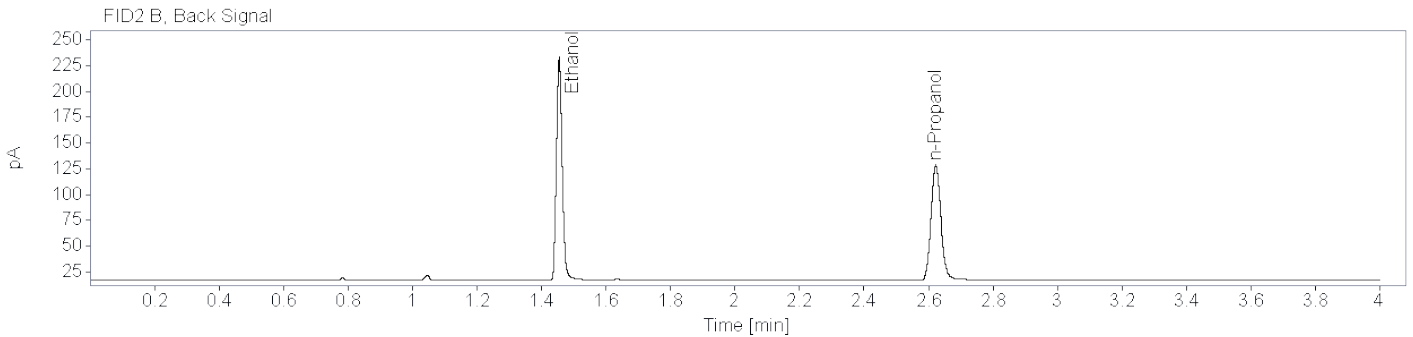
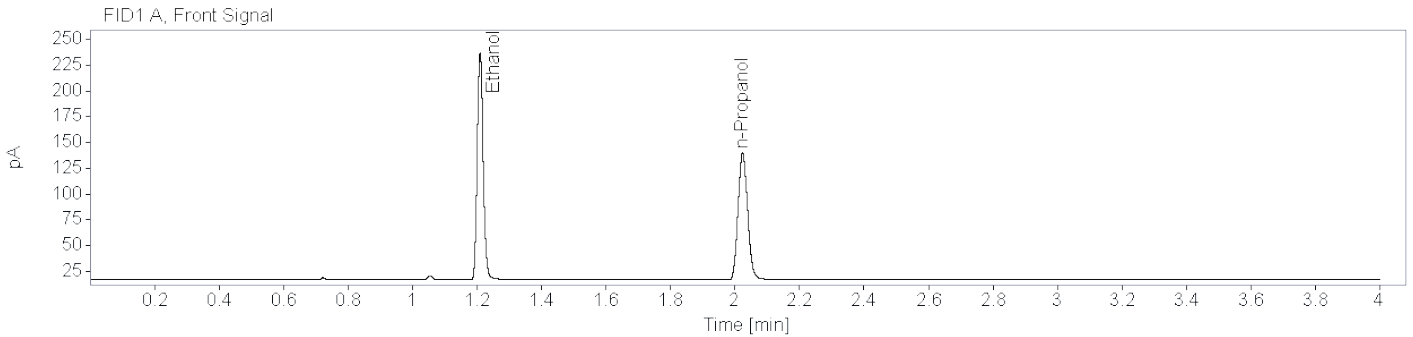


# Brazoria County Sheriff's Office Crime Lab

## Toxicology

### Ethanol Analysis

**Sample Name:** BCCL-22-0830 001 (24-1503)    **Description:** Alq 2    **Sample Barcode:** 24-1503    **Vial Number:** 54  
**Instrument:** BAC 1    **Acq. Method:** BAC.M    **Injection Date:** 6/20/2024 3:50:25 PM  
**Data File:** C:\Chem32\1\Data\2024\BAC\_20240620\_MH 2024-06-20 11-05-12\054F5401.D



**Name** FID1A

Compound	Peak Symmetry	RT [min]	Expected RT[min]	Area	Concentration [g/100 mL]
Ethanol	0.84132	1.210	1.209	286.9835	0.2012
n-Propanol	0.85502	2.023	2.023	253.6738	0.0100

**Name** FID2B

Compound	Peak Symmetry	RT [min]	Expected RT[min]	Area	Concentration [g/100 mL]
Ethanol	0.85043	1.455	1.453	270.7530	0.2015
n-Propanol	0.88009	2.622	2.621	235.9475	0.0100



# Brazoria County Crime Laboratory

Toxicology

## Ethanol Confirmation Worksheet

**Lab Number:**

BCCL-22-1018 001

**Batch Name:** BAC\_20240620\_MH

**Instrument:** BAC-1

**Analyst:** Melissa Henry

**Specimen type:**



Blood



Liquid



Other: \_\_\_\_\_

**Results:**

Ethanol

FID1

FID2

Aliquot 1:

0.0500

Aliquot 1:

0.0497

Aliquot 2:

0.0526

Aliquot 2:

0.0525


**Reported Result:** 0.051 g/100 mL

**Reported UM:** 0.007 g/100 mL

**Comments:** Previously analyzed in BAC\_20240617\_MH. -- 6/24/2024 mh

**Total Number of Printed Examination Pages:** 0



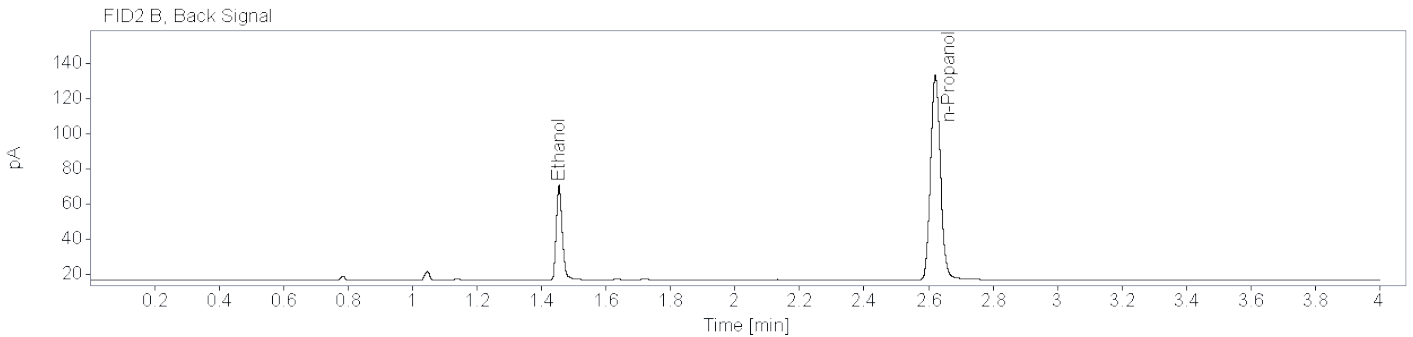
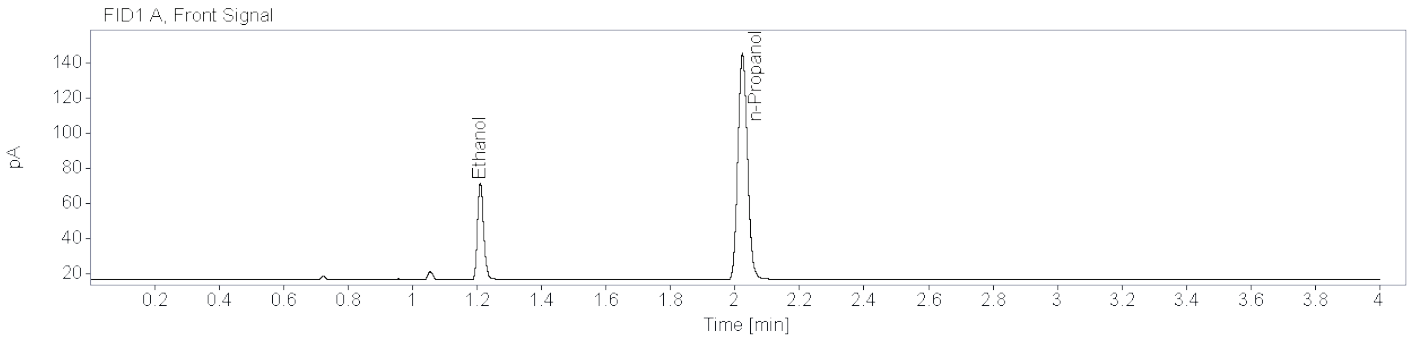


# Brazoria County Sheriff's Office Crime Lab

## Toxicology

### Ethanol Analysis

**Sample Name:** BCCL-22-1018 001 (24-1465)    **Description:** Alq 1    **Sample Barcode:** 24-1465    **Vial Number:** 13  
**Instrument:** BAC 1    **Acq. Method:** BAC.M    **Injection Date:** 6/20/2024 12:17:42 PM  
**Data File:** C:\Chem32\1\Data\2024\BAC\_20240620\_MH 2024-06-20 11-05-12\013F1301.D




**Name** FID1A

Compound	Peak Symmetry	RT [min]	Expected RT[min]	Area	Concentration [g/100 mL]
Ethanol	0.81774	1.210	1.209	73.8415	0.0500
n-Propanol	0.86837	2.023	2.023	266.0290	0.0100

**Name** FID2B

Compound	Peak Symmetry	RT [min]	Expected RT[min]	Area	Concentration [g/100 mL]
Ethanol	0.79255	1.454	1.453	69.0694	0.0497
n-Propanol	0.89341	2.621	2.621	248.2445	0.0100

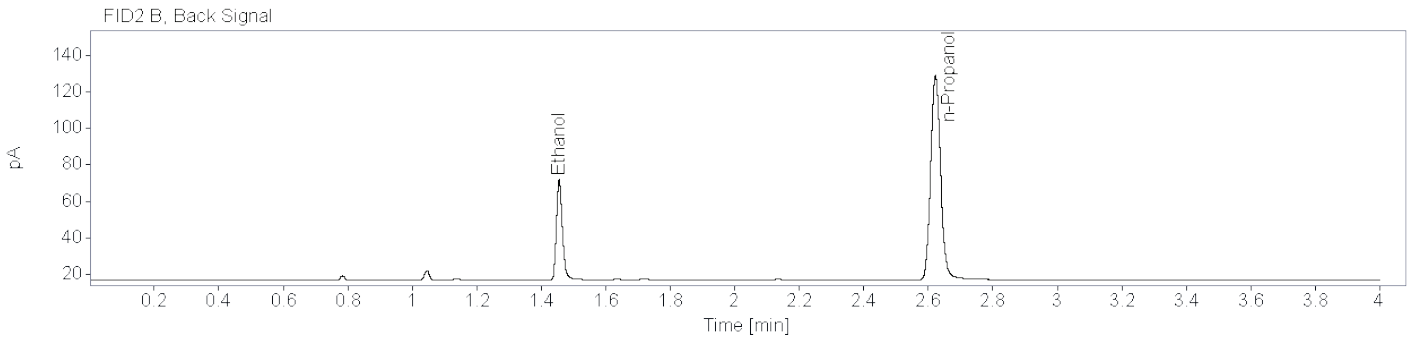
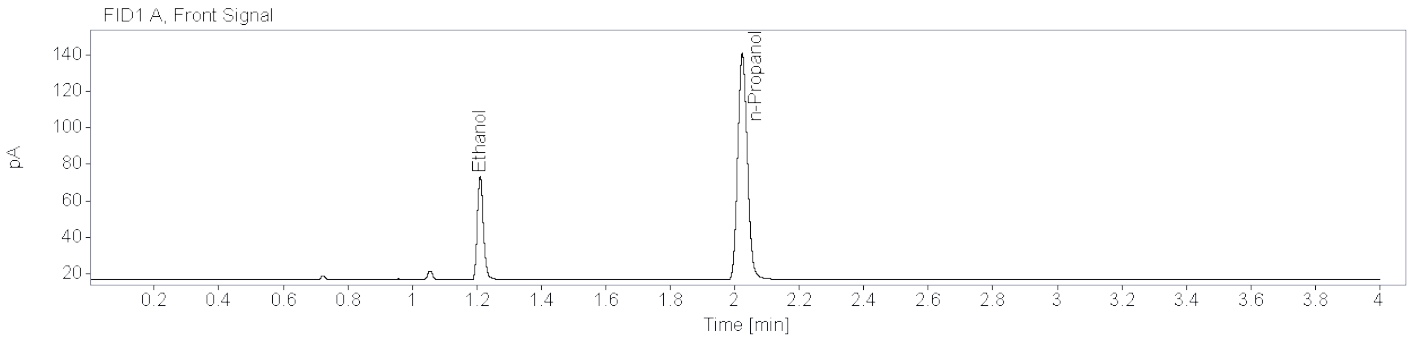


# Brazoria County Sheriff's Office Crime Lab

## Toxicology

### Ethanol Analysis

**Sample Name:** BCCL-22-1018 001 (24-1502)    **Description:** Alq 2    **Sample Barcode:** 24-1502    **Vial Number:** 53  
**Instrument:** BAC 1    **Acq. Method:** BAC.M    **Injection Date:** 6/20/2024 3:45:42 PM  
**Data File:** C:\Chem32\1\Data\2024\BAC\_20240620\_MH 2024-06-20 11-05-12\053F5301.D



**Name** FID1A

Compound	Peak Symmetry	RT [min]	Expected RT[min]	Area	Concentration [g/100 mL]
Ethanol	0.81107	1.211	1.209	74.8109	0.0526
n-Propanol	0.85248	2.023	2.023	255.9255	0.0100

**Name** FID2B

Compound	Peak Symmetry	RT [min]	Expected RT[min]	Area	Concentration [g/100 mL]
Ethanol	0.79185	1.456	1.453	70.0486	0.0525
n-Propanol	0.88336	2.622	2.621	237.9646	0.0100



# Brazoria County Crime Laboratory

Toxicology

## Ethanol Confirmation Worksheet

**Lab Number:**

BCCL-22-1715 001

**Batch Name:** BAC\_20240620\_MH

**Instrument:** BAC-1

**Analyst:** Melissa Henry

**Specimen type:**



Blood



Liquid



Other: \_\_\_\_\_

**Results:**

Ethanol

FID1

FID2

Aliquot 1:

0.2994

Aliquot 1:

0.2999

Aliquot 2:

0.3122

Aliquot 2:


0.3129

**Reported Result:** 0.306 g/100 mL

**Reported UM:** 0.044 g/100 mL

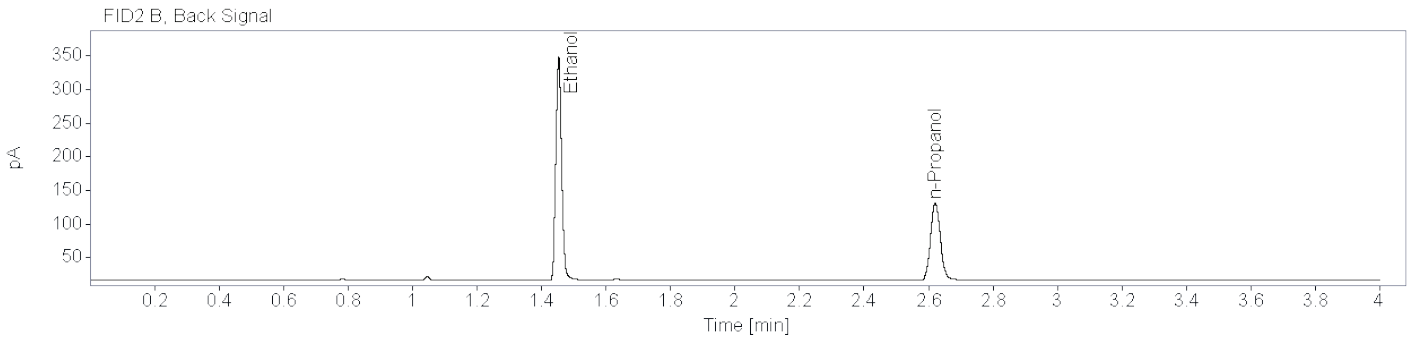
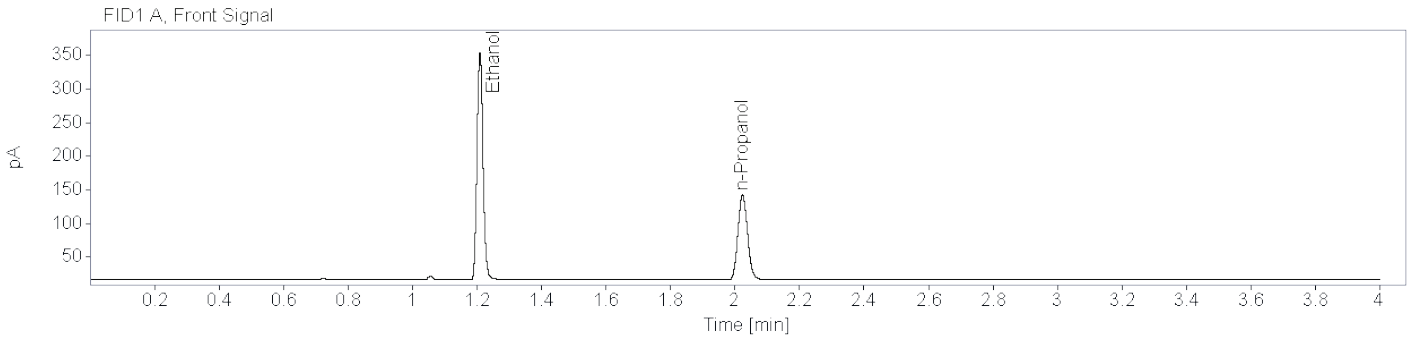
**Comments:** Previously analyzed in BAC\_20240617\_MH. -- 6/24/2024 mh

**Total Number of Printed Examination Pages:** 0



**Brazoria County Sheriff's Office Crime Lab**  
**Toxicology**  
**Ethanol Analysis**

**Sample Name:** BCCL-22-1715 001 (24-1466)    **Description:** Alq 1    **Sample Barcode:** 24-1466    **Vial Number:** 14  
**Instrument:** BAC 1    **Acq. Method:** BAC.M    **Injection Date:** 6/20/2024 12:22:25 PM  
**Data File:** C:\Chem32\1\Data\2024\BAC\_20240620\_MH 2024-06-20 11-05-12\014F1401.D




**Name** FID1A

Compound	Peak Symmetry	RT [min]	Expected RT[min]	Area	Concentration [g/100 mL]
Ethanol	0.85862	1.209	1.209	442.8904	0.2994
n-Propanol	0.86508	2.023	2.023	262.7137	0.0100

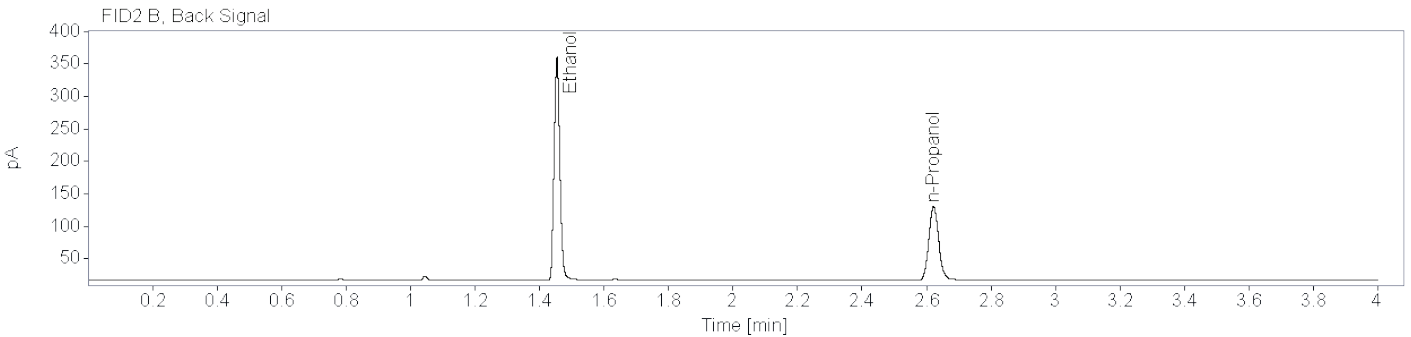
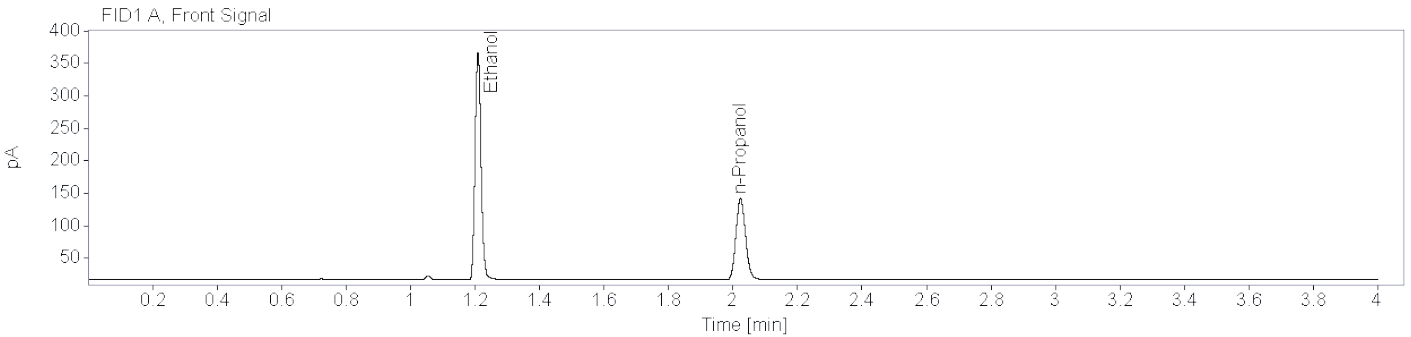
**Name** FID2B

Compound	Peak Symmetry	RT [min]	Expected RT[min]	Area	Concentration [g/100 mL]
Ethanol	0.88351	1.453	1.453	418.8259	0.2999
n-Propanol	0.88842	2.621	2.621	244.8615	0.0100



**Brazoria County Sheriff's Office Crime Lab**  
**Toxicology**  
**Ethanol Analysis**

**Sample Name:** BCCL-22-1715 001 (24-1510)    **Description:** Alq 2    **Sample Barcode:**    **Vial Number:** 52  
**Instrument:** BAC 1    **Acq. Method:** BAC.M    **Injection Date:** 6/20/2024 3:40:01 PM  
**Data File:** C:\Chem32\1\Data\2024\BAC\_20240620\_MH 2024-06-20 11-05-12\052F5201.D



**Name** FID1A

Compound	Peak Symmetry	RT [min]	Expected RT[min]	Area	Concentration [g/100 mL]
Ethanol	0.85329	1.209	1.209	456.2359	0.3122
n-Propanol	0.85428	2.023	2.023	259.4904	0.0100

**Name** FID2B

Compound	Peak Symmetry	RT [min]	Expected RT[min]	Area	Concentration [g/100 mL]
Ethanol	0.87891	1.454	1.453	430.7000	0.3129
n-Propanol	0.88869	2.622	2.621	241.3245	0.0100



# Brazoria County Crime Laboratory

Toxicology

## Ethanol Confirmation Worksheet

**Lab Number:**

BCCL-22-1725 001

**Batch Name:** BAC\_20240620\_MH

**Instrument:** BAC-1

**Analyst:** Melissa Henry

**Specimen type:**



Blood



Liquid



Other: \_\_\_\_\_

**Results:**

Ethanol

FID1

FID2

Aliquot 1:

0.2285

Aliquot 1:

0.2283

Aliquot 2:

0.2316

Aliquot 2:


0.2314

**Reported Result:** 0.229 g/100 mL

**Reported UM:** 0.033 g/100 mL

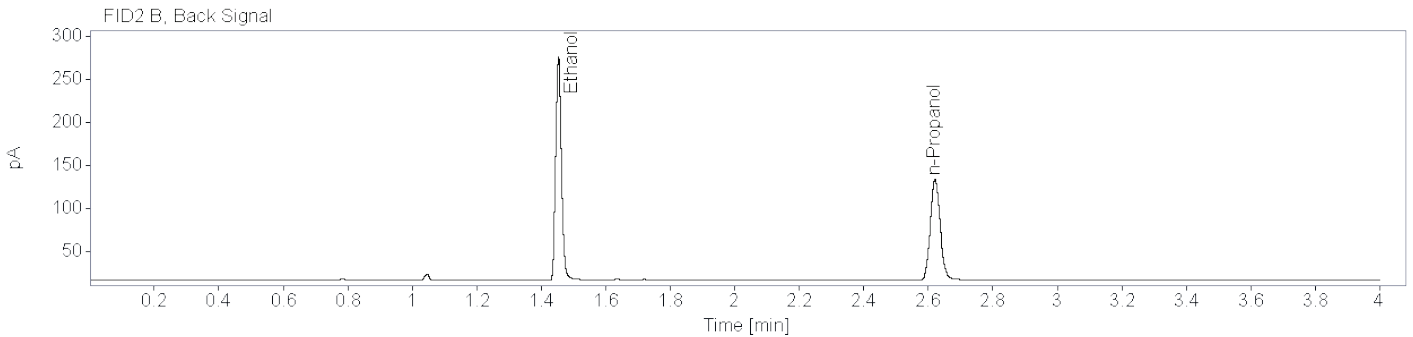
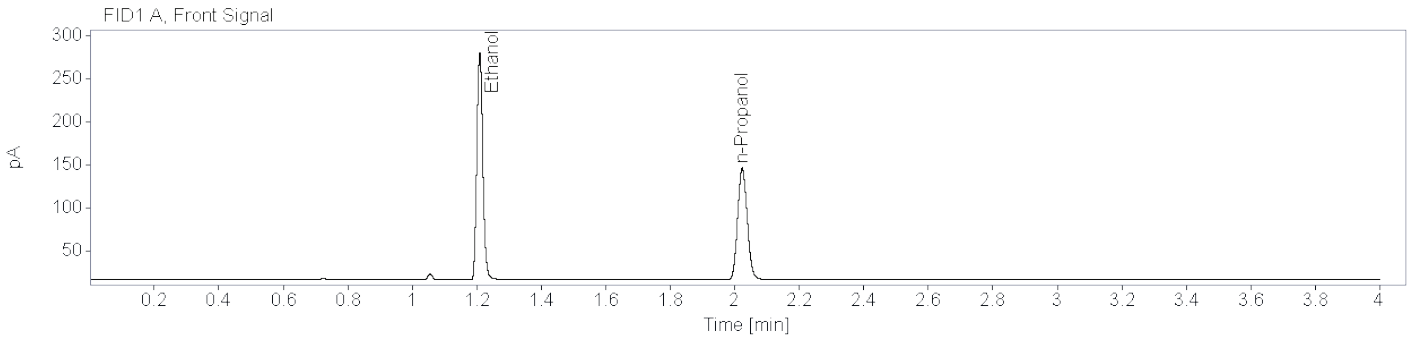
**Comments:** Previously analyzed in BAC\_20240617\_MH. -- 6/24/2024 mh

**Total Number of Printed Examination Pages:** 0



**Brazoria County Sheriff's Office Crime Lab**  
**Toxicology**  
**Ethanol Analysis**

**Sample Name:** BCCL-22-1725 001 (24-1467)    **Description:** Alq 1    **Sample Barcode:** 24-1467    **Vial Number:** 15  
**Instrument:** BAC 1    **Acq. Method:** BAC.M    **Injection Date:** 6/20/2024 12:28:06 PM  
**Data File:** C:\Chem32\1\Data\2024\BAC\_20240620\_MH 2024-06-20 11-05-12\015F1501.D




**Name** FID1A

Compound	Peak Symmetry	RT [min]	Expected RT[min]	Area	Concentration [g/100 mL]
Ethanol	0.85999	1.209	1.209	343.3722	0.2285
n-Propanol	0.86482	2.023	2.023	267.0716	0.0100

**Name** FID2B

Compound	Peak Symmetry	RT [min]	Expected RT[min]	Area	Concentration [g/100 mL]
Ethanol	0.85098	1.453	1.453	324.3888	0.2283
n-Propanol	0.89490	2.621	2.621	249.3728	0.0100

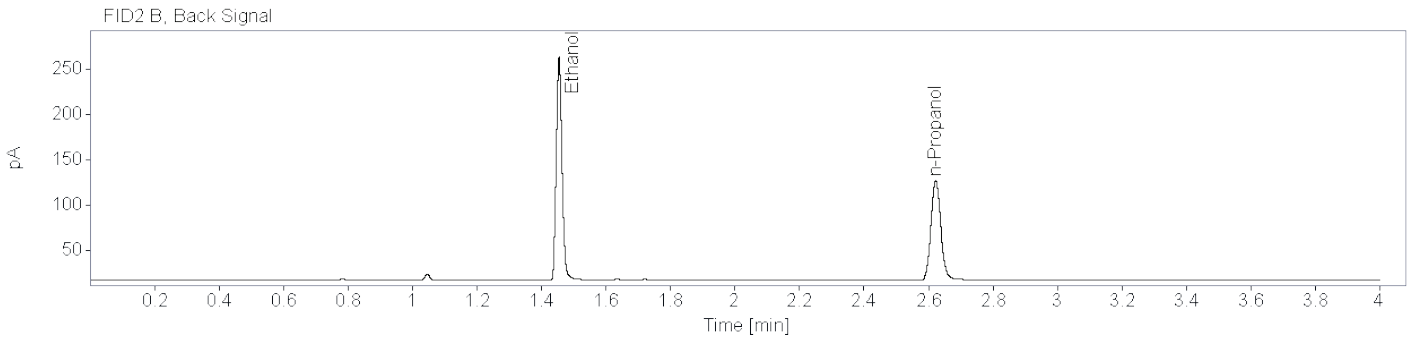
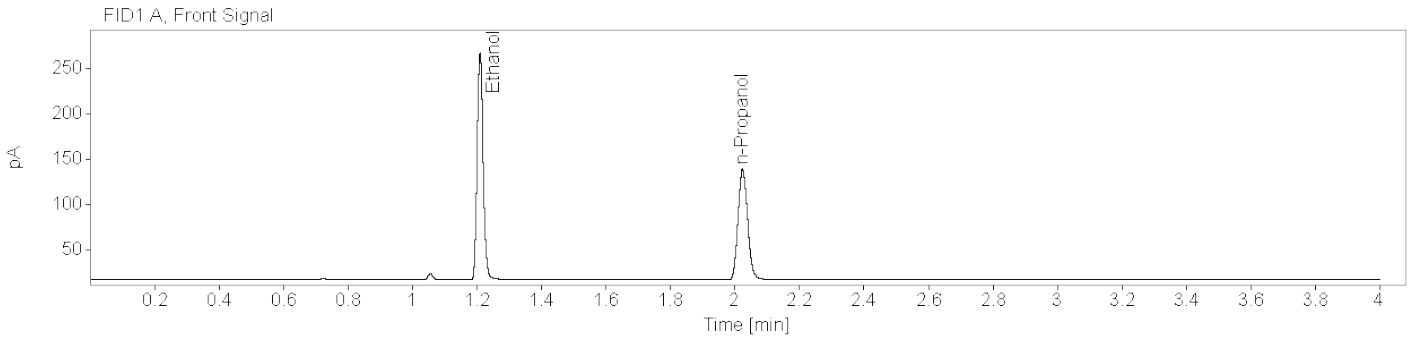


# Brazoria County Sheriff's Office Crime Lab

## Toxicology

### Ethanol Analysis

**Sample Name:** BCCL-22-1725 001 (24-1501)    **Description:** Alq 2    **Sample Barcode:** 24-1501    **Vial Number:** 51  
**Instrument:** BAC 1    **Acq. Method:** BAC.M    **Injection Date:** 6/20/2024 3:35:18 PM  
**Data File:** C:\Chem32\1\Data\2024\BAC\_20240620\_MH 2024-06-20 11-05-12\051F5101.D



**Name** FID1A

Compound	Peak Symmetry	RT [min]	Expected RT[min]	Area	Concentration [g/100 mL]
Ethanol	0.84471	1.209	1.209	327.8587	0.2316
n-Propanol	0.85868	2.023	2.023	251.6076	0.0100

**Name** FID2B

Compound	Peak Symmetry	RT [min]	Expected RT[min]	Area	Concentration [g/100 mL]
Ethanol	0.85570	1.454	1.453	309.4908	0.2314
n-Propanol	0.88695	2.622	2.621	234.7788	0.0100





# Brazoria County Crime Laboratory

Toxicology

## Ethanol Confirmation Worksheet

**Lab Number:**

BCCL-22-1839 001

**Batch Name:** BAC\_20240620\_MH

**Instrument:** BAC-1

**Analyst:** Melissa Henry

**Specimen type:**



Blood



Liquid



Other: \_\_\_\_\_

**Results:**

Ethanol

FID1

FID2

Aliquot 1:

0.1932

Aliquot 1:

0.1936

Aliquot 2:

0.1975

Aliquot 2:


0.1977

**Reported Result:** 0.195 g/100 mL

**Reported UM:** 0.028 g/100 mL

**Comments:** Previously analyzed in BAC\_20240617\_MH. -- 6/24/2024 mh

**Total Number of Printed Examination Pages:** 0

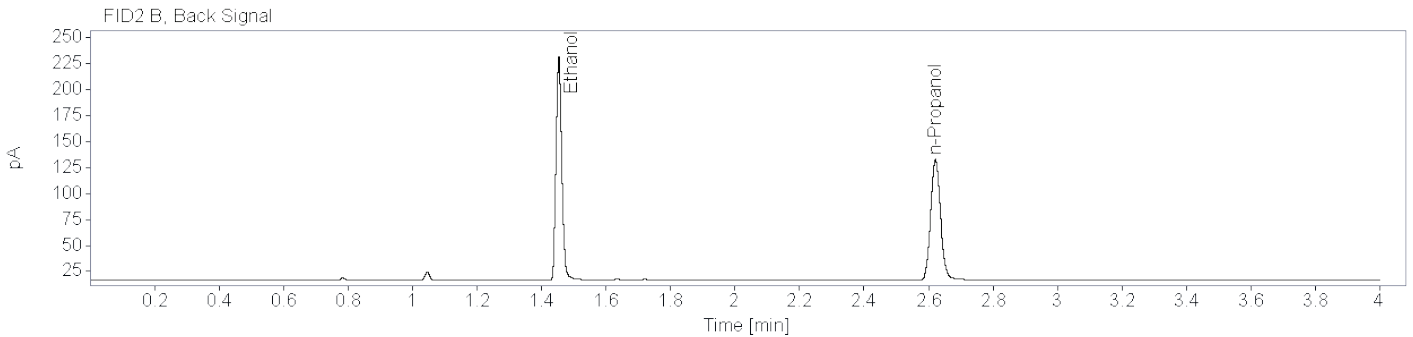
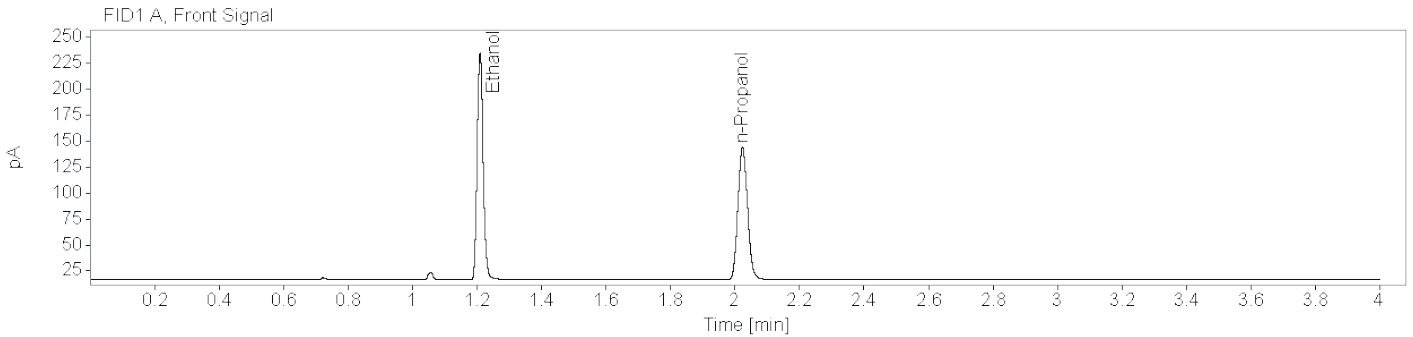


# Brazoria County Sheriff's Office Crime Lab

## Toxicology

### Ethanol Analysis

**Sample Name:** BCCL-22-1839 001 (24-1468)    **Description:** Alq 1    **Sample Barcode:** 24-1468    **Vial Number:** 16  
**Instrument:** BAC 1    **Acq. Method:** BAC.M    **Injection Date:** 6/20/2024 12:32:49 PM  
**Data File:** C:\Chem32\1\Data\2024\BAC\_20240620\_MH 2024-06-20 11-05-12\016F1601.D




**Name** FID1A

Compound	Peak Symmetry	RT [min]	Expected RT[min]	Area	Concentration [g/100 mL]
Ethanol	0.84257	1.209	1.209	286.5087	0.1932
n-Propanol	0.86417	2.023	2.023	263.7466	0.0100

**Name** FID2B

Compound	Peak Symmetry	RT [min]	Expected RT[min]	Area	Concentration [g/100 mL]
Ethanol	0.85302	1.454	1.453	271.1556	0.1936
n-Propanol	0.89352	2.621	2.621	246.0192	0.0100

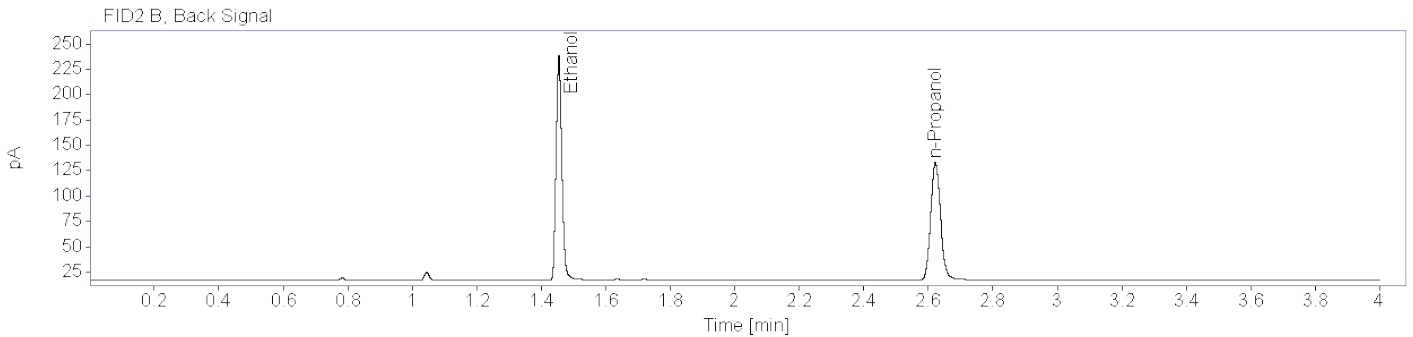
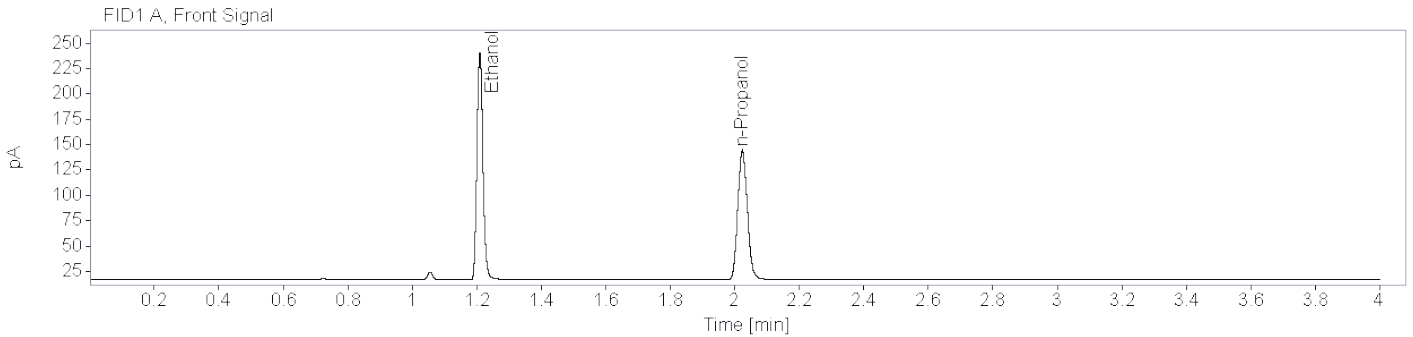


# Brazoria County Sheriff's Office Crime Lab

## Toxicology

### Ethanol Analysis

**Sample Name:** BCCL-22-1839 001 (24-1500)    **Description:** Alq 2    **Sample Barcode:** 24-1500    **Vial Number:** 50  
**Instrument:** BAC 1    **Acq. Method:** BAC.M    **Injection Date:** 6/20/2024 3:29:37 PM  
**Data File:** C:\Chem32\1\Data\2024\BAC\_20240620\_MH 2024-06-20 11-05-12\050F5001.D



**Name** FID1A

Compound	Peak Symmetry	RT [min]	Expected RT[min]	Area	Concentration [g/100 mL]
Ethanol	0.85441	1.210	1.209	292.6371	0.1975
n-Propanol	0.85976	2.024	2.023	263.5599	0.0100

**Name** FID2B

Compound	Peak Symmetry	RT [min]	Expected RT[min]	Area	Concentration [g/100 mL]
Ethanol	0.84588	1.455	1.453	276.3636	0.1977
n-Propanol	0.88261	2.622	2.621	245.5682	0.0100



# Brazoria County Crime Laboratory

Toxicology

## Ethanol Confirmation Worksheet

**Lab Number:**

BCCL-24-1107 001

**Batch Name:** BAC\_20240620\_MH

**Instrument:** BAC-1

**Analyst:** Melissa Henry

**Specimen type:**



Blood



Liquid



Other: \_\_\_\_\_

**Results:**

Ethanol

FID1

FID2

Aliquot 1:

0.0191

Aliquot 1:

0.0191

Aliquot 2:

0.0196

Aliquot 2:


0.0198

**Reported Result:** 0.019 g/100 mL

**Reported UM:** 0.003 g/100 mL

**Comments:** Previously analyzed in BAC\_20240617\_MH. -- 6/24/2024 mh

**Total Number of Printed Examination Pages:** 0

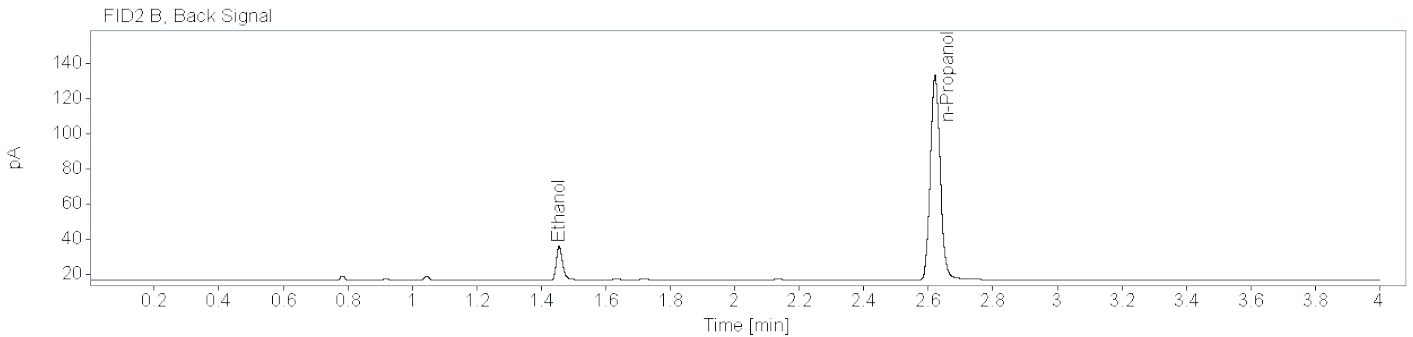
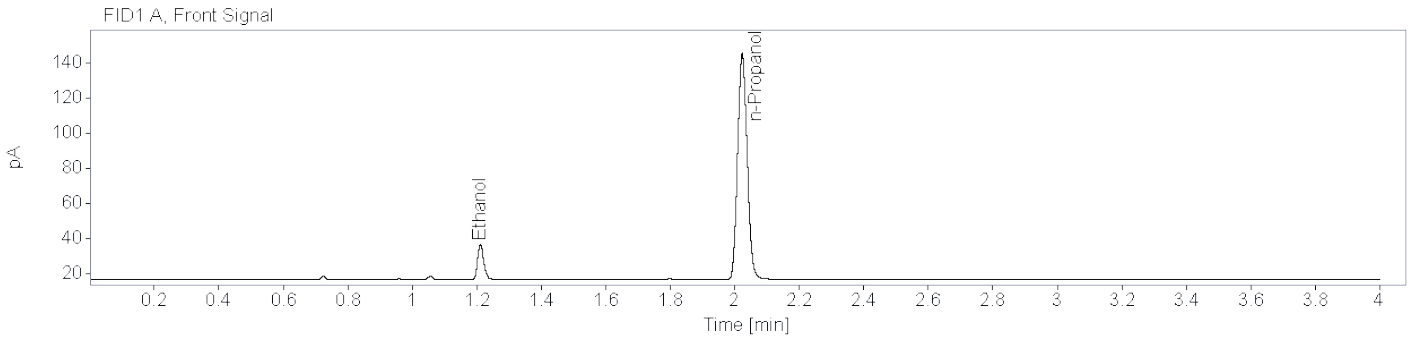


# Brazoria County Sheriff's Office Crime Lab

## Toxicology

### Ethanol Analysis

**Sample Name:** BCCL-24-1107 001 (24-1469)    **Description:** Alq 1    **Sample Barcode:** 24-1469    **Vial Number:** 17  
**Instrument:** BAC 1    **Acq. Method:** BAC.M    **Injection Date:** 6/20/2024 12:38:30 PM  
**Data File:** C:\Chem32\1\Data\2024\BAC\_20240620\_MH 2024-06-20 11-05-12\017F1701.D




**Name** FID1A

Compound	Peak Symmetry	RT [min]	Expected RT[min]	Area	Concentration [g/100 mL]
Ethanol	0.80484	1.211	1.209	27.2236	0.0191
n-Propanol	0.86584	2.023	2.023	264.7527	0.0100

**Name** FID2B

Compound	Peak Symmetry	RT [min]	Expected RT[min]	Area	Concentration [g/100 mL]
Ethanol	0.76955	1.456	1.453	25.4056	0.0191
n-Propanol	0.89776	2.621	2.621	246.6051	0.0100

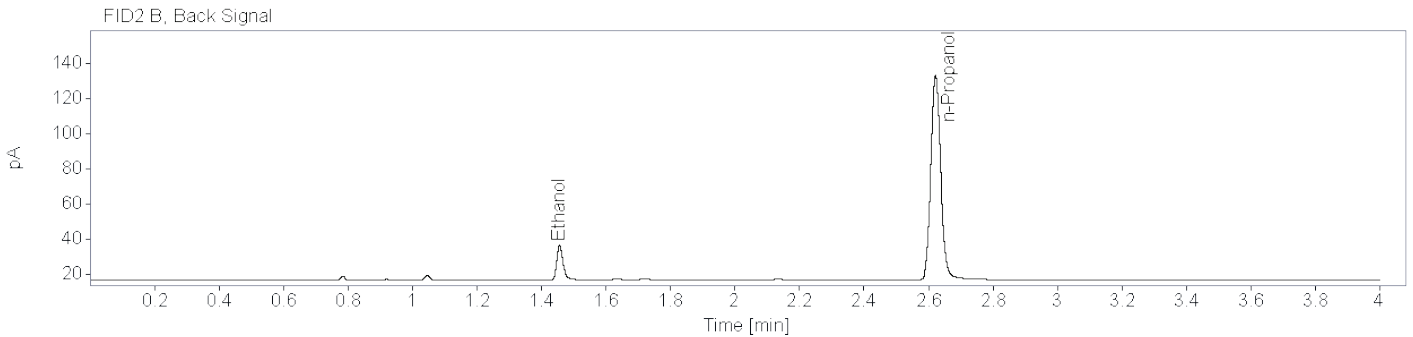
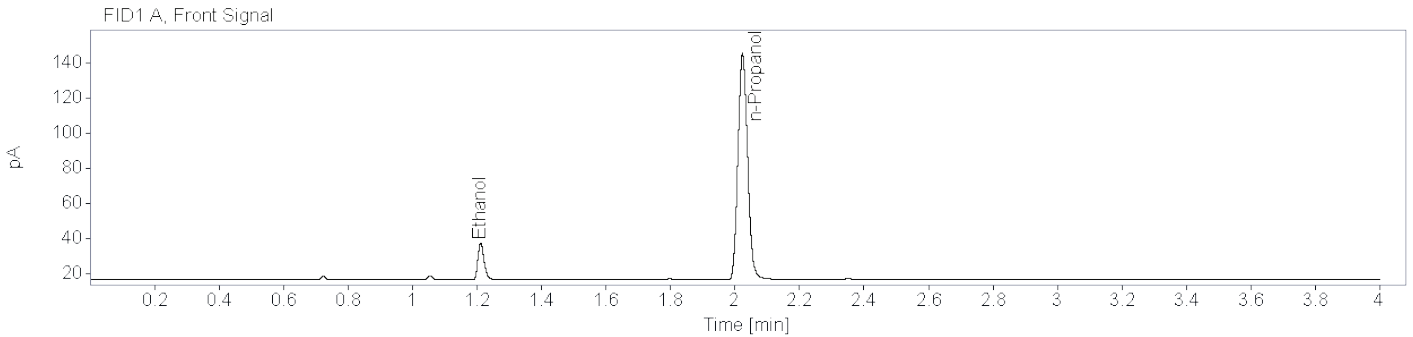


# Brazoria County Sheriff's Office Crime Lab

## Toxicology

### Ethanol Analysis

**Sample Name:** BCCL-24-1107 001 (24-1499)   
**Description:** Alq 2   
**Sample Barcode:** 24-1499   
**Vial Number:** 49  
**Instrument:** BAC 1   
**Acq. Method:** BAC.M   
**Injection Date:** 6/20/2024 3:24:54 PM  
**Data File:** C:\Chem32\1\Data\2024\BAC\_20240620\_MH 2024-06-20 11-05-12\049F4901.D



**Name** FID1A

Compound	Peak Symmetry	RT [min]	Expected RT[min]	Area	Concentration [g/100 mL]
Ethanol	0.80453	1.212	1.209	28.0100	0.0196
n-Propanol	0.85890	2.023	2.023	265.2532	0.0100

**Name** FID2B

Compound	Peak Symmetry	RT [min]	Expected RT[min]	Area	Concentration [g/100 mL]
Ethanol	0.75822	1.456	1.453	26.4573	0.0198
n-Propanol	0.88718	2.622	2.621	246.9695	0.0100



# Brazoria County Crime Laboratory

Toxicology

## Ethanol Confirmation Worksheet

**Lab Number:**

BCCL-24-1121 001

**Batch Name:** BAC\_20240620\_MH

**Instrument:** BAC-1

**Analyst:** Melissa Henry

**Specimen type:**



Blood



Liquid



Other: \_\_\_\_\_

**Results:**

Ethanol

FID1

FID2

Aliquot 1:

0.1256

Aliquot 1:

0.1255

Aliquot 2:

0.1157

Aliquot 2:


0.1161

**Reported Result:** 0.120 g/100 mL

**Reported UM:** 0.017 g/100 mL

**Comments:** Previously analyzed in BAC\_20240617\_MH. -- 6/24/2024 mh

**Total Number of Printed Examination Pages:** 0

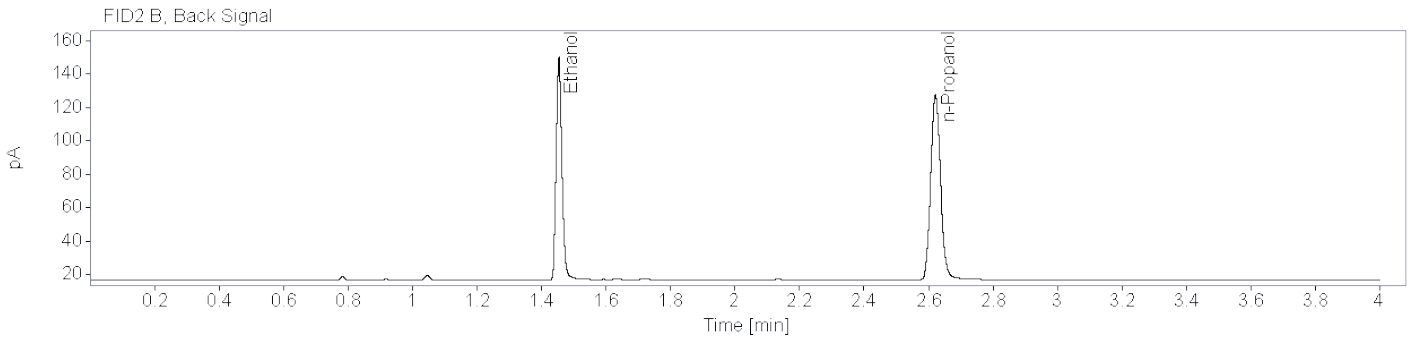
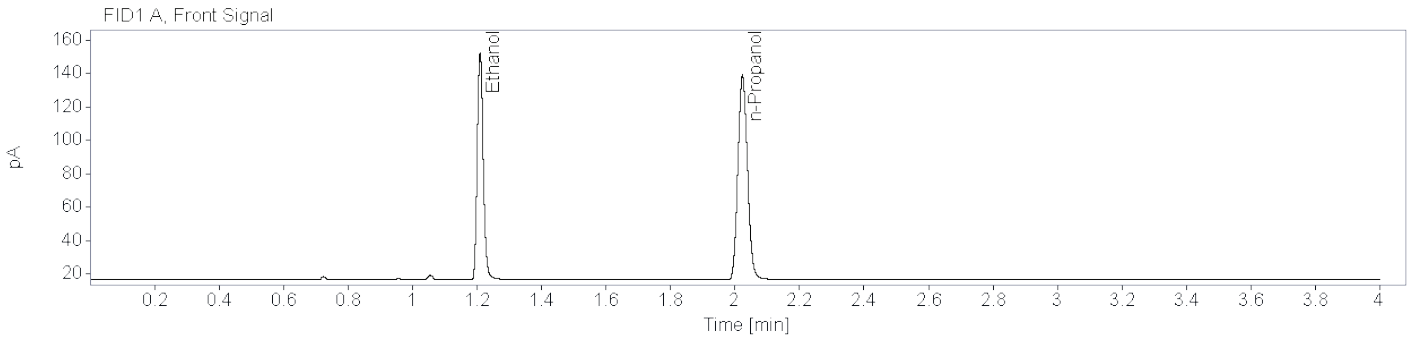


# Brazoria County Sheriff's Office Crime Lab

## Toxicology

### Ethanol Analysis

**Sample Name:** BCCL-24-1121 001 (24-1470)    **Description:** Alq 1    **Sample Barcode:** 24-1470    **Vial Number:** 18  
**Instrument:** BAC 1    **Acq. Method:** BAC.M    **Injection Date:** 6/20/2024 12:43:13 PM  
**Data File:** C:\Chem32\1\Data\2024\BAC\_20240620\_MH 2024-06-20 11-05-12\018F1801.D




**Name** FID1A

Compound	Peak Symmetry	RT [min]	Expected RT[min]	Area	Concentration [g/100 mL]
Ethanol	0.82672	1.210	1.209	177.4323	0.1256
n-Propanol	0.86348	2.023	2.023	251.8327	0.0100

**Name** FID2B

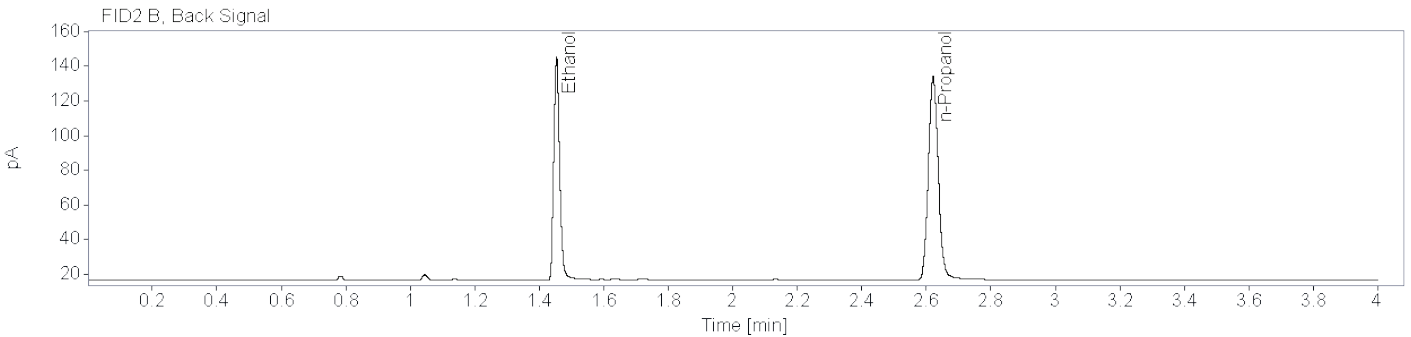
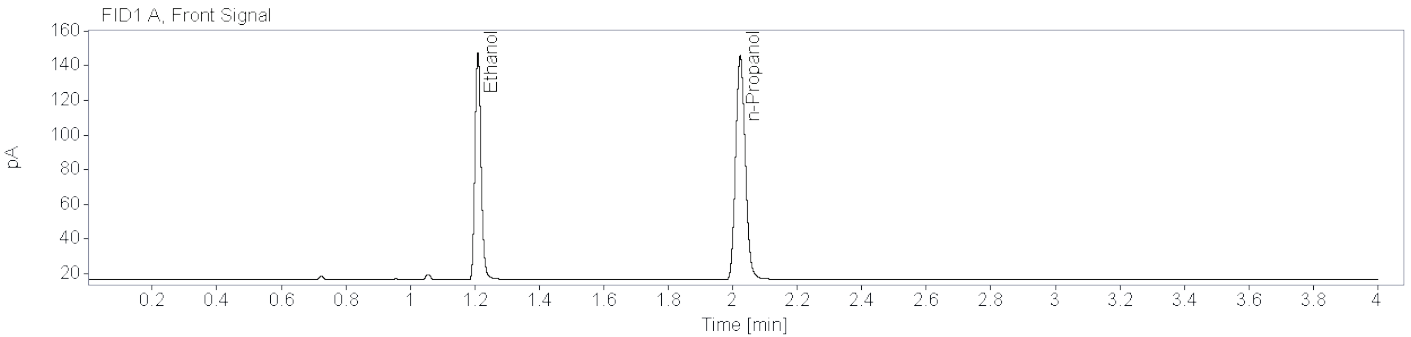
Compound	Peak Symmetry	RT [min]	Expected RT[min]	Area	Concentration [g/100 mL]
Ethanol	0.81970	1.454	1.453	167.0672	0.1255
n-Propanol	0.88622	2.621	2.621	234.6482	0.0100





**Brazoria County Sheriff's Office Crime Lab**  
**Toxicology**  
**Ethanol Analysis**

**Sample Name:** BCCL-24-1121 001 (24-1498)    **Description:** Alq 2    **Sample Barcode:** 24-1498    **Vial Number:** 48  
**Instrument:** BAC 1    **Acq. Method:** BAC.M    **Injection Date:** 6/20/2024 3:19:13 PM  
**Data File:** C:\Chem32\1\Data\2024\BAC\_20240620\_MH 2024-06-20 11-05-12\048F4801.D



**Name** FID1A

Compound	Peak Symmetry	RT [min]	Expected RT[min]	Area	Concentration [g/100 mL]
Ethanol	0.81818	1.210	1.209	173.2120	0.1157
n-Propanol	0.85631	2.023	2.023	267.0465	0.0100

**Name** FID2B

Compound	Peak Symmetry	RT [min]	Expected RT[min]	Area	Concentration [g/100 mL]
Ethanol	0.80837	1.454	1.453	163.7192	0.1161
n-Propanol	0.89195	2.621	2.621	248.6501	0.0100



# Brazoria County Crime Laboratory

Toxicology

## Ethanol Confirmation Worksheet

**Lab Number:**

BCCL-24-1122 001

**Batch Name:** BAC\_20240620\_MH

**Instrument:** BAC-1

**Analyst:** Melissa Henry

**Specimen type:**



Blood



Liquid



Other: \_\_\_\_\_

**Results:**

Ethanol

FID1

FID2

Aliquot 1:

0.2350

Aliquot 1:

0.2358

Aliquot 2:

0.2358

Aliquot 2:


0.2370

**Reported Result:** 0.235 g/100 mL

**Reported UM:** 0.034 g/100 mL

**Comments:** Previously analyzed in BAC\_20240617\_MH. -- 6/24/2024 mh

**Total Number of Printed Examination Pages:** 0

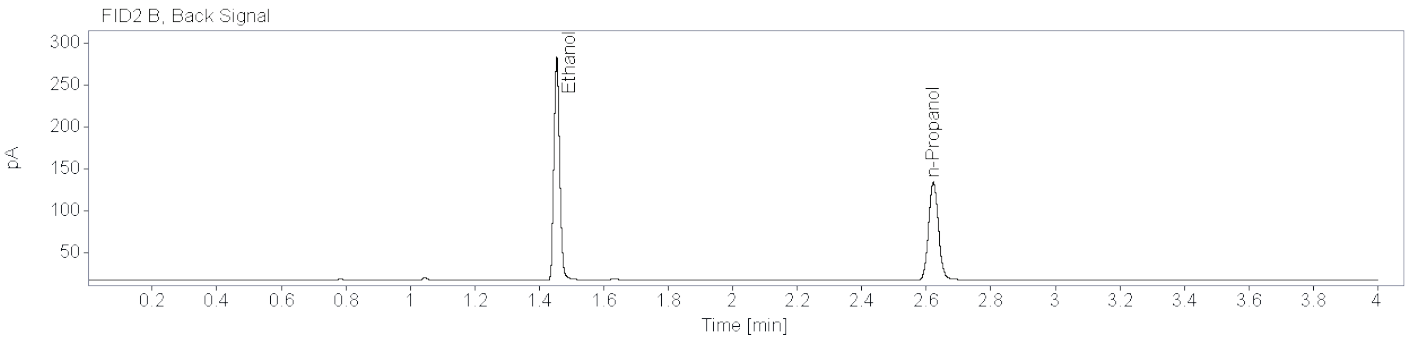
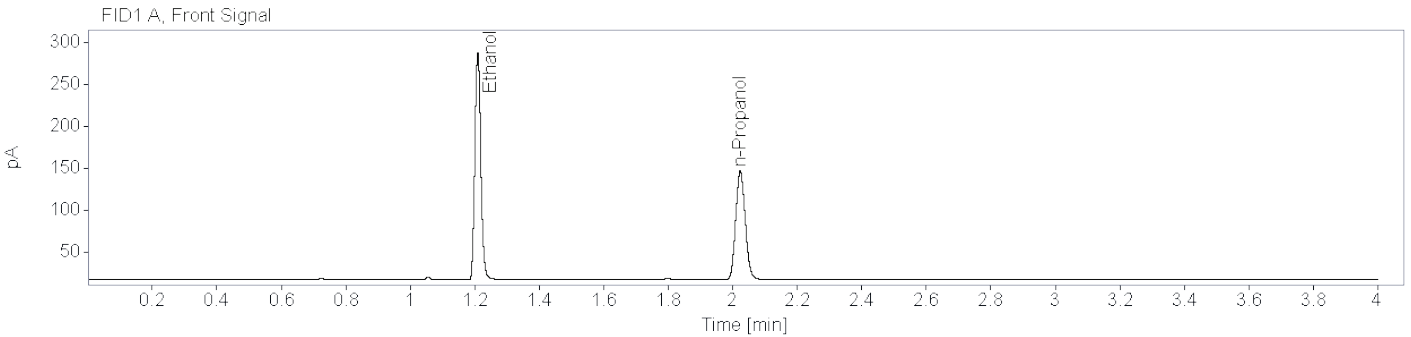


# Brazoria County Sheriff's Office Crime Lab

## Toxicology

### Ethanol Analysis

**Sample Name:** BCCL-24-1122 001 (24-1471)    **Description:** Alq 1    **Sample Barcode:** 24-1471    **Vial Number:** 19  
**Instrument:** BAC 1    **Acq. Method:** BAC.M    **Injection Date:** 6/20/2024 12:48:54 PM  
**Data File:** C:\Chem32\1\Data\2024\BAC\_20240620\_MH 2024-06-20 11-05-12\019F1901.D




**Name** FID1A

Compound	Peak Symmetry	RT [min]	Expected RT[min]	Area	Concentration [g/100 mL]
Ethanol	0.86388	1.209	1.209	354.0328	0.2350
n-Propanol	0.86213	2.023	2.023	267.7871	0.0100

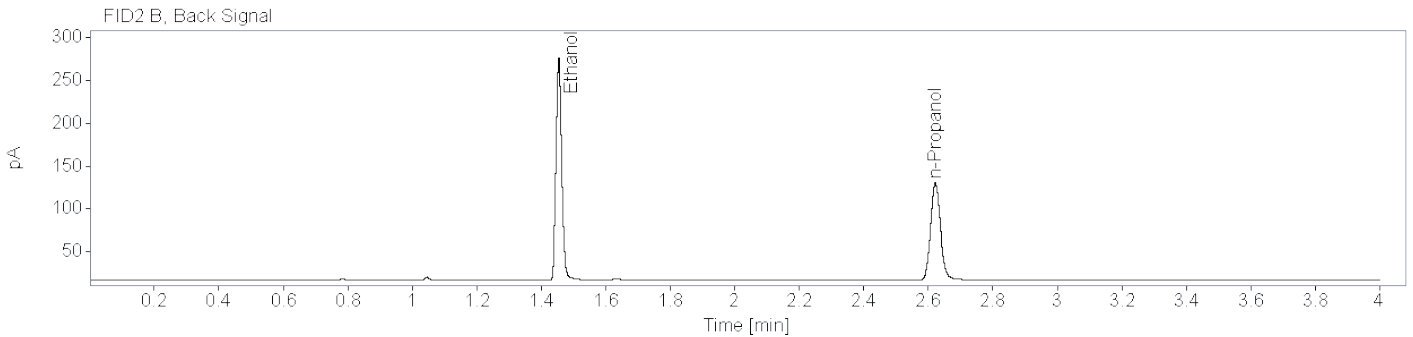
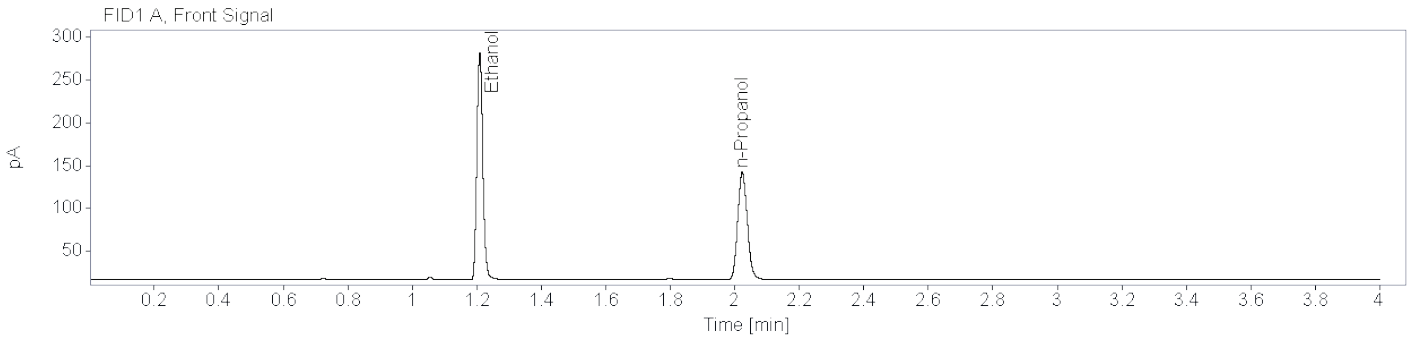
**Name** FID2B

Compound	Peak Symmetry	RT [min]	Expected RT[min]	Area	Concentration [g/100 mL]
Ethanol	0.86862	1.454	1.453	334.9296	0.2358
n-Propanol	0.89481	2.622	2.621	249.2645	0.0100



**Brazoria County Sheriff's Office Crime Lab**  
**Toxicology**  
**Ethanol Analysis**

**Sample Name:** BCCL-24-1122 001 (24-1497)    **Description:** Alq 2    **Sample Barcode:** 24-1497    **Vial Number:** 47  
**Instrument:** BAC 1    **Acq. Method:** BAC.M    **Injection Date:** 6/20/2024 3:14:30 PM  
**Data File:** C:\Chem32\1\Data\2024\BAC\_20240620\_MH 2024-06-20 11-05-12\047F4701.D



**Name** FID1A

Compound	Peak Symmetry	RT [min]	Expected RT[min]	Area	Concentration [g/100 mL]
Ethanol	0.85741	1.209	1.209	343.4811	0.2358
n-Propanol	0.85341	2.023	2.023	258.8926	0.0100

**Name** FID2B

Compound	Peak Symmetry	RT [min]	Expected RT[min]	Area	Concentration [g/100 mL]
Ethanol	0.86520	1.454	1.453	325.1407	0.2370
n-Propanol	0.88425	2.622	2.621	240.7466	0.0100



# Brazoria County Crime Laboratory

Toxicology

## Ethanol Confirmation Worksheet

**Lab Number:**

BCCL-24-1145 005

**Batch Name:** BAC\_20240620\_MH

**Instrument:** BAC-1

**Analyst:** Melissa Henry

**Specimen type:**



Blood



Liquid



Other: \_\_\_\_\_

**Results:**

Ethanol

FID1

FID2

Aliquot 1:

0.1435

Aliquot 1:

0.1437

Aliquot 2:

0.1400

Aliquot 2:


0.1399

**Reported Result:** 0.141 g/100 mL

**Reported UM:** 0.020 g/100 mL

**Comments:** Previously analyzed in BAC\_20240617\_MH. -- 6/24/2024 mh

**Total Number of Printed Examination Pages:** 0

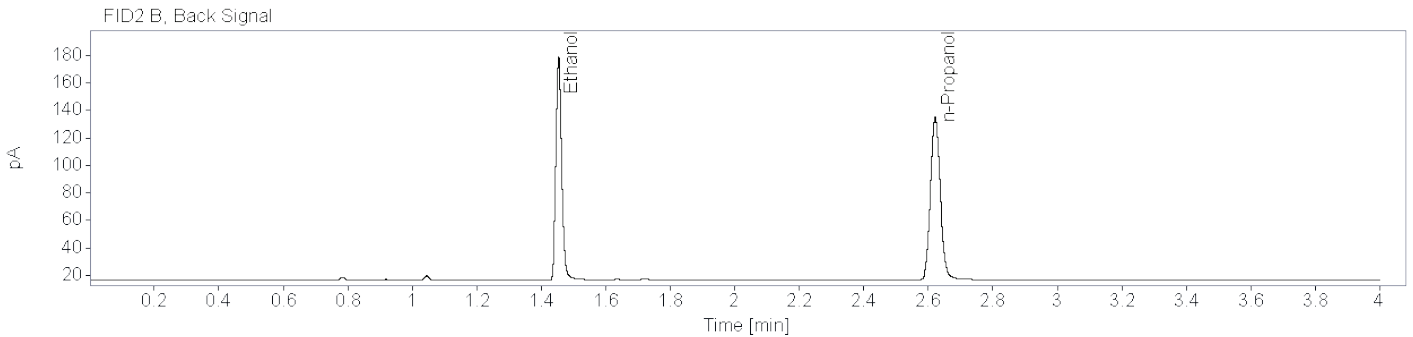
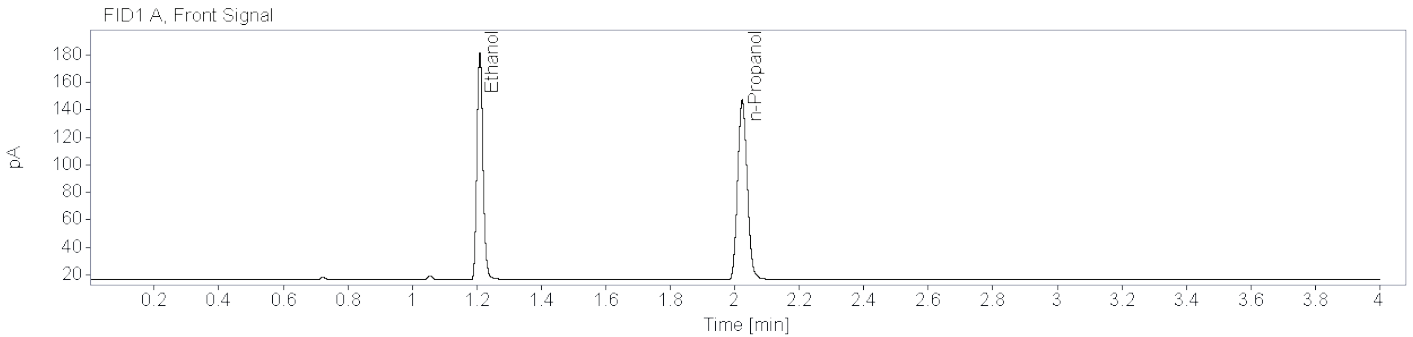


# Brazoria County Sheriff's Office Crime Lab

## Toxicology

### Ethanol Analysis

**Sample Name:** BCCL-24-1145 005 (24-1508)    **Description:** Alq 1    **Sample Barcode:** 24-1508    **Vial Number:** 20  
**Instrument:** BAC 1    **Acq. Method:** BAC.M    **Injection Date:** 6/20/2024 12:53:37 PM  
**Data File:** C:\Chem32\1\Data\2024\BAC\_20240620\_MH 2024-06-20 11-05-12\020F2001.D




**Name** FID1A

Compound	Peak Symmetry	RT [min]	Expected RT[min]	Area	Concentration [g/100 mL]
Ethanol	0.83014	1.210	1.209	216.8877	0.1435
n-Propanol	0.86183	2.023	2.023	269.2645	0.0100

**Name** FID2B

Compound	Peak Symmetry	RT [min]	Expected RT[min]	Area	Concentration [g/100 mL]
Ethanol	0.83025	1.454	1.453	204.9832	0.1437
n-Propanol	0.88940	2.622	2.621	251.0835	0.0100

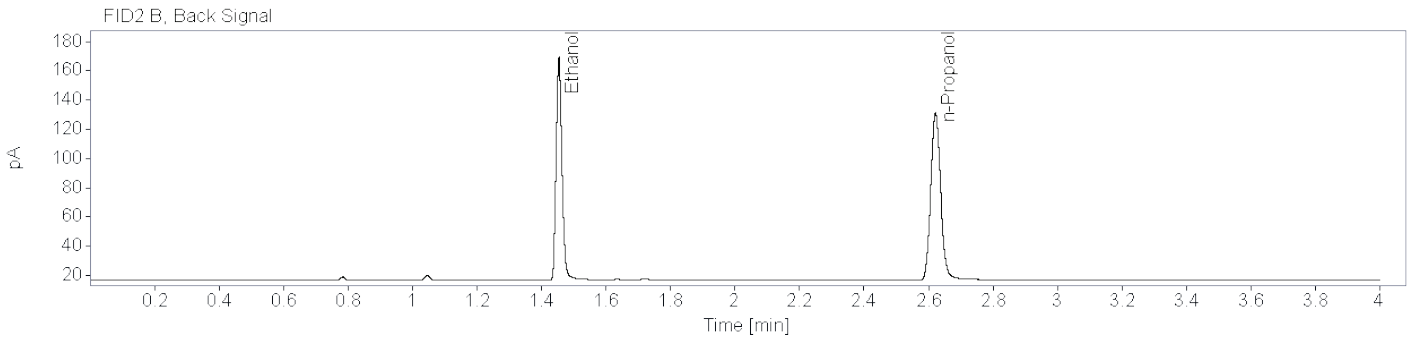
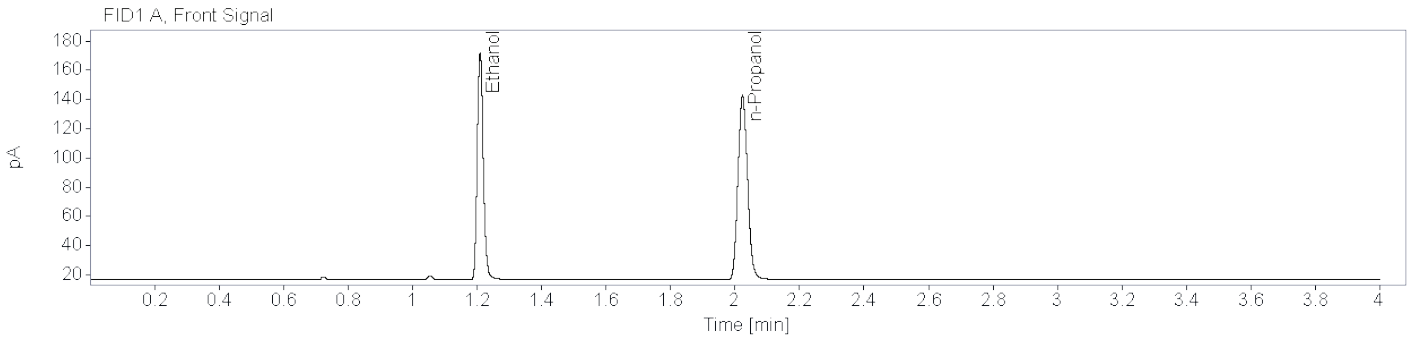


# Brazoria County Sheriff's Office Crime Lab

## Toxicology

### Ethanol Analysis

**Sample Name:** BCCL-24-1145 005 (24-1496)    **Description:** Alq 2    **Sample Barcode:** 24-1496    **Vial Number:** 46  
**Instrument:** BAC 1    **Acq. Method:** BAC.M    **Injection Date:** 6/20/2024 3:08:49 PM  
**Data File:** C:\Chem32\1\Data\2024\BAC\_20240620\_MH 2024-06-20 11-05-12\046F4601.D



**Name** FID1A

Compound	Peak Symmetry	RT [min]	Expected RT[min]	Area	Concentration [g/100 mL]
Ethanol	0.83132	1.210	1.209	204.7019	0.1400
n-Propanol	0.85488	2.023	2.023	260.6018	0.0100

**Name** FID2B

Compound	Peak Symmetry	RT [min]	Expected RT[min]	Area	Concentration [g/100 mL]
Ethanol	0.82527	1.454	1.453	192.7765	0.1399
n-Propanol	0.88515	2.622	2.621	242.6227	0.0100



# Brazoria County Crime Laboratory

Toxicology

## Ethanol Confirmation Worksheet

**Lab Number:**

BCCL-24-1151 001

**Batch Name:** BAC\_20240620\_MH

**Instrument:** BAC-1

**Analyst:** Melissa Henry

**Specimen type:**



Blood



Liquid



Other: \_\_\_\_\_

**Results:**

Ethanol

FID1

FID2

Aliquot 1:

0.1540

Aliquot 1:

0.1540

Aliquot 2:

0.1483

Aliquot 2:

0.1485


**Reported Result:** 0.151 g/100 mL

**Reported UM:** 0.022 g/100 mL

**Comments:** Previously analyzed in BAC\_20240617\_MH. -- 6/24/2024 mh

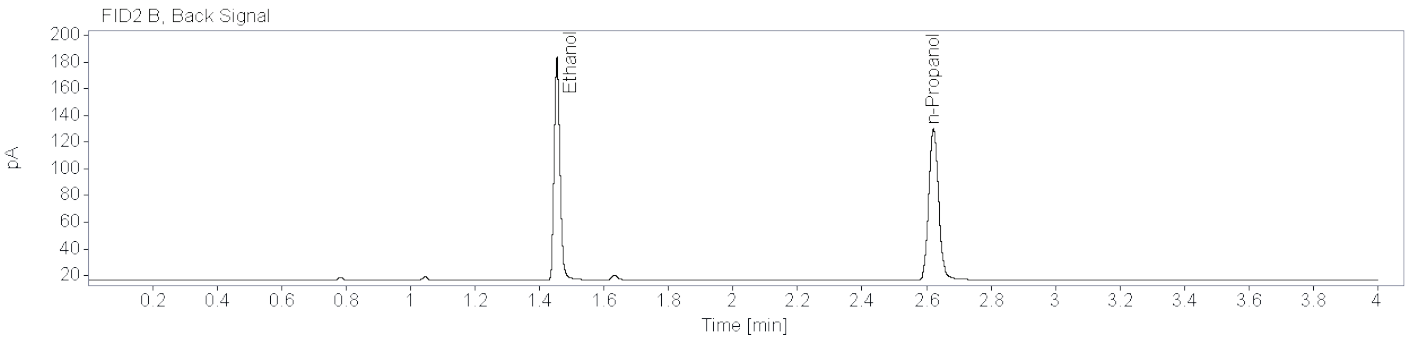
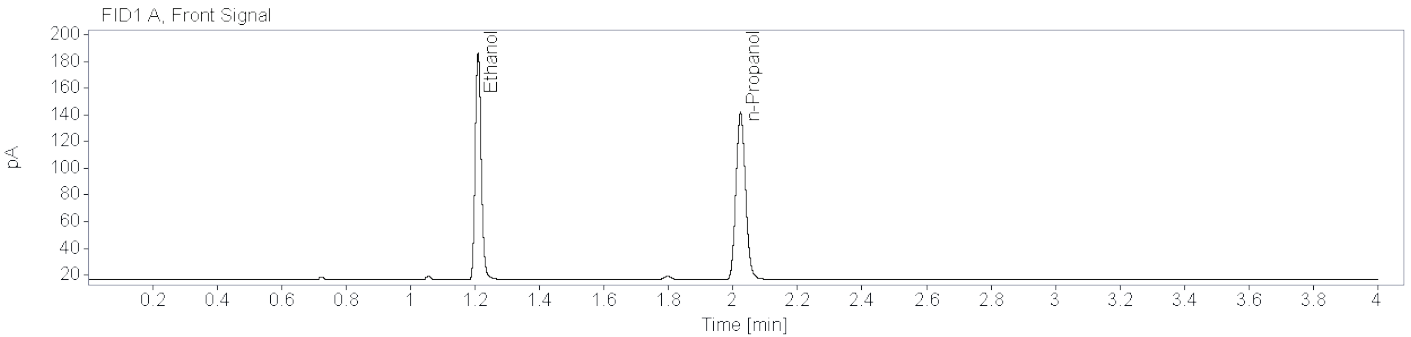
**Total Number of Printed Examination Pages:** 0





**Brazoria County Sheriff's Office Crime Lab**  
**Toxicology**  
**Ethanol Analysis**

**Sample Name:** BCCL-24-1151 001 (24-1472)    **Description:** Alq 1    **Sample Barcode** 24-1472    **Vial Number:** 21  
**Instrument:** BAC 1    **Acq. Method:** BAC.M    **Injection Date:** 6/20/2024 12:59:19 PM  
**Data File:** C:\Chem32\1\Data\2024\BAC\_20240620\_MH 2024-06-20 11-05-12\021F2101.D




**Name** FID1A

Compound	Peak Symmetry	RT [min]	Expected RT[min]	Area	Concentration [g/100 mL]
Ethanol	0.83673	1.210	1.209	222.7379	0.1540
n-Propanol	0.87354	2.023	2.023	257.5885	0.0100

**Name** FID2B

Compound	Peak Symmetry	RT [min]	Expected RT[min]	Area	Concentration [g/100 mL]
Ethanol	0.83384	1.454	1.453	209.7139	0.1540
n-Propanol	0.88998	2.622	2.621	239.5108	0.0100

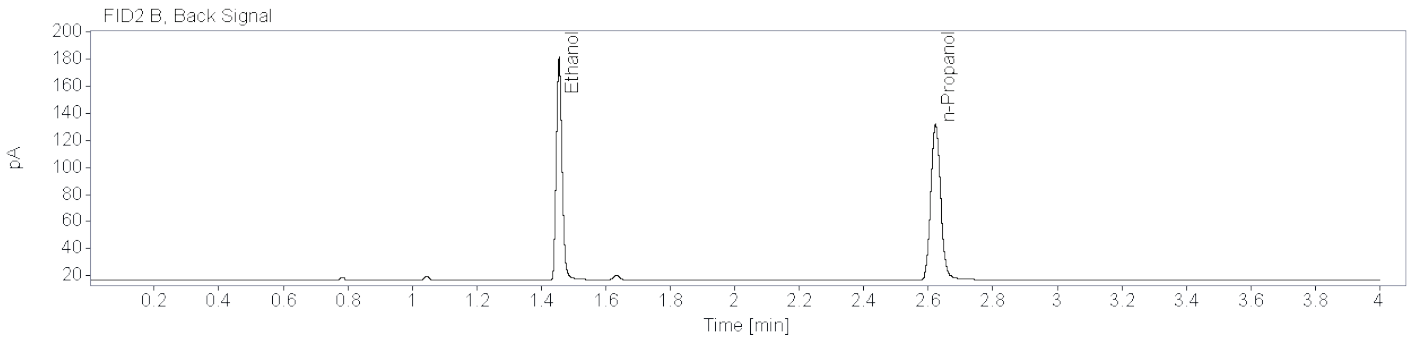
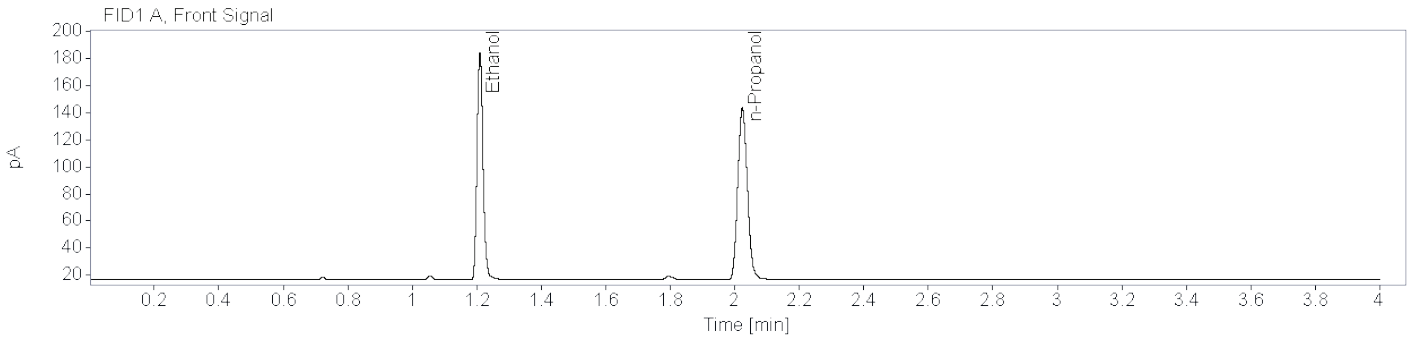


# Brazoria County Sheriff's Office Crime Lab

## Toxicology

### Ethanol Analysis

**Sample Name:** BCCL-24-1151 001 (24-1495)    **Description:** Alq 2    **Sample Barcode:** 24-1495    **Vial Number:** 45  
**Instrument:** BAC 1    **Acq. Method:** BAC.M    **Injection Date:** 6/20/2024 3:04:06 PM  
**Data File:** C:\Chem32\1\Data\2024\BAC\_20240620\_MH 2024-06-20 11-05-12\045F4501.D



**Name** FID1A

Compound	Peak Symmetry	RT [min]	Expected RT[min]	Area	Concentration [g/100 mL]
Ethanol	0.82844	1.210	1.209	218.5512	0.1483
n-Propanol	0.85349	2.023	2.023	262.4584	0.0100

**Name** FID2B

Compound	Peak Symmetry	RT [min]	Expected RT[min]	Area	Concentration [g/100 mL]
Ethanol	0.83533	1.455	1.453	205.8994	0.1485
n-Propanol	0.88584	2.623	2.621	243.9668	0.0100



# Brazoria County Crime Laboratory

Toxicology

## Ethanol Confirmation Worksheet

**Lab Number:**

BCCL-24-1152 001

**Batch Name:** BAC\_20240620\_MH

**Instrument:** BAC-1

**Analyst:** Melissa Henry

**Specimen type:**



Blood



Liquid



Other: \_\_\_\_\_

**Results:**

Ethanol

FID1

FID2

Aliquot 1:

0.2482

Aliquot 1:

0.2487

Aliquot 2:

0.2377

Aliquot 2:


0.2376

**Reported Result:** 0.243 g/100 mL

**Reported UM:** 0.035 g/100 mL

**Comments:** Previously analyzed in BAC\_20240617\_MH. -- 6/24/2024 mh

**Total Number of Printed Examination Pages:** 0

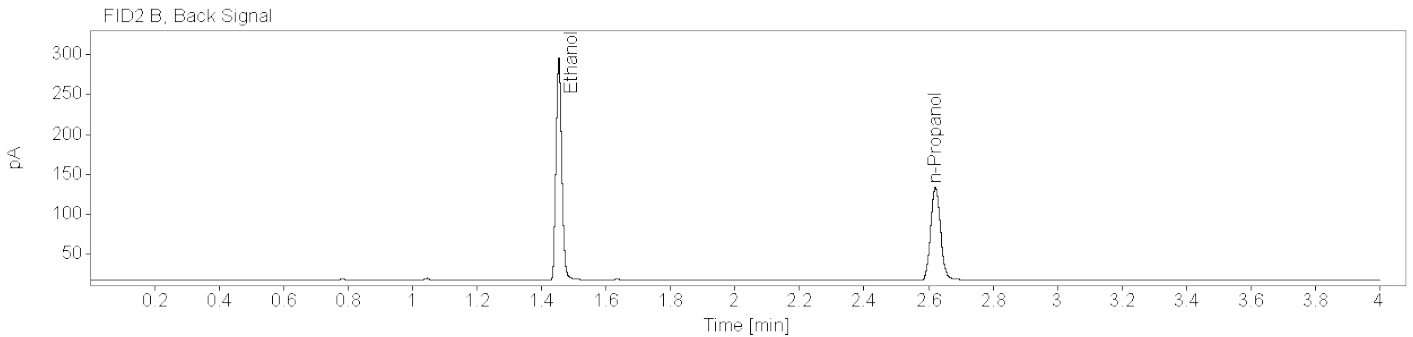
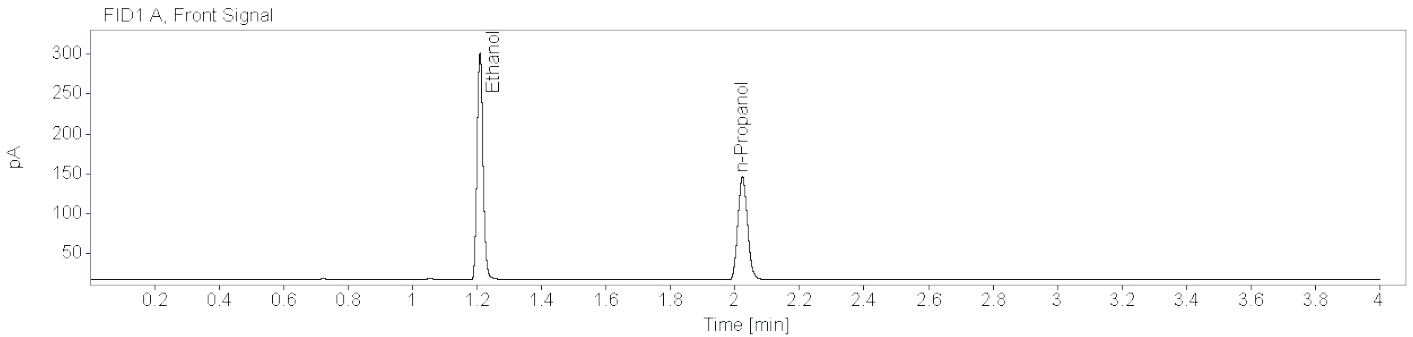


# Brazoria County Sheriff's Office Crime Lab

## Toxicology

### Ethanol Analysis

**Sample Name:** BCCL-24-1152 001 (24-1474)    **Description:** Alq 1    **Sample Barcode:** 24-1474    **Vial Number:** 23  
**Instrument:** BAC 1    **Acq. Method:** BAC.M    **Injection Date:** 6/20/2024 1:09:43 PM  
**Data File:** C:\Chem32\1\Data\2024\BAC\_20240620\_MH 2024-06-20 11-05-12\023F2301.D




**Name** FID1A

Compound	Peak Symmetry	RT [min]	Expected RT[min]	Area	Concentration [g/100 mL]
Ethanol	0.85047	1.209	1.209	372.5907	0.2482
n-Propanol	0.86667	2.023	2.023	266.8106	0.0100

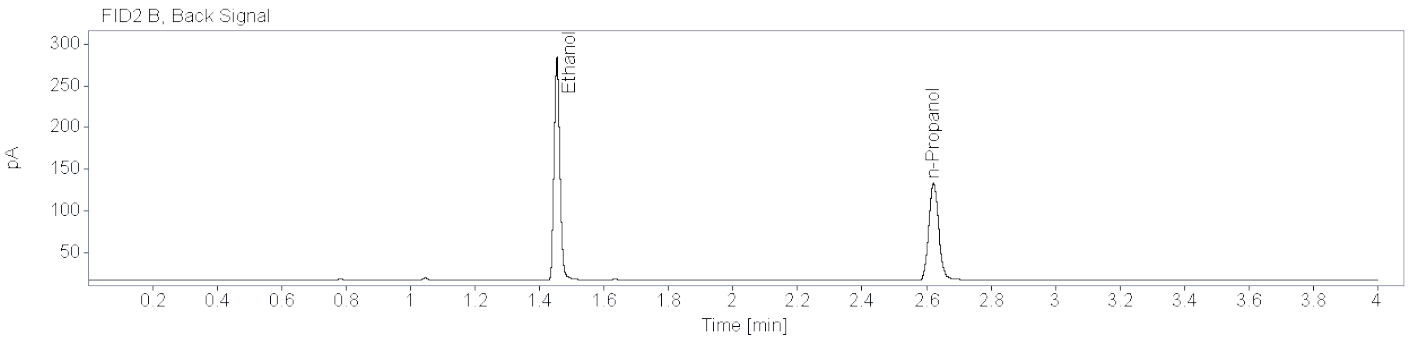
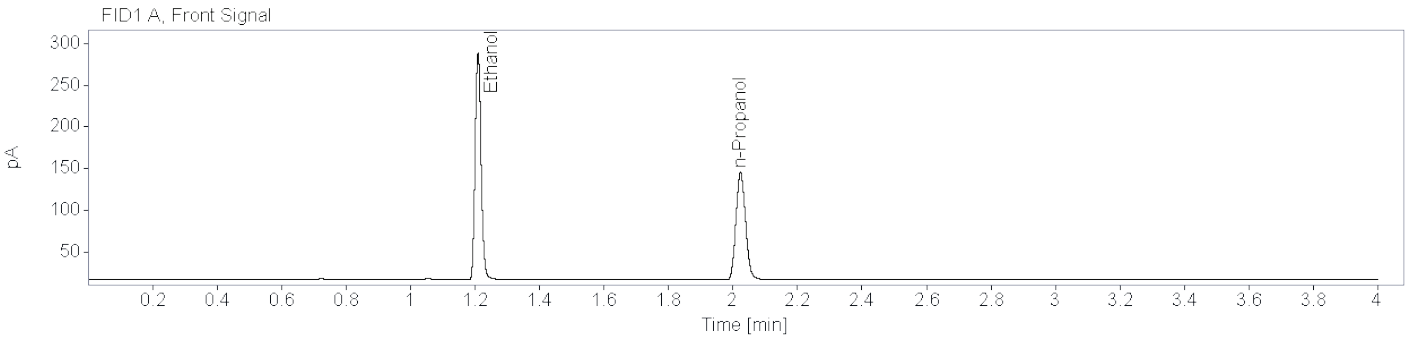
**Name** FID2B

Compound	Peak Symmetry	RT [min]	Expected RT[min]	Area	Concentration [g/100 mL]
Ethanol	0.87245	1.454	1.453	352.4728	0.2487
n-Propanol	0.88796	2.621	2.621	248.6936	0.0100



**Brazoria County Sheriff's Office Crime Lab**  
**Toxicology**  
**Ethanol Analysis**

**Sample Name:** BCCL-24-1152 001 (24-1493)    **Description:** Alq 2    **Sample Barcode:** 24-1493    **Vial Number:** 43  
**Instrument:** BAC 1    **Acq. Method:** BAC.M    **Injection Date:** 6/20/2024 2:53:42 PM  
**Data File:** C:\Chem32\1\Data\2024\BAC\_20240620\_MH 2024-06-20 11-05-12\043F4301.D



**Name** FID1A

Compound	Peak Symmetry	RT [min]	Expected RT[min]	Area	Concentration [g/100 mL]
Ethanol	0.84803	1.209	1.209	355.6144	0.2377
n-Propanol	0.85363	2.023	2.023	265.9104	0.0100

**Name** FID2B

Compound	Peak Symmetry	RT [min]	Expected RT[min]	Area	Concentration [g/100 mL]
Ethanol	0.85904	1.454	1.453	335.7104	0.2376
n-Propanol	0.89052	2.622	2.621	247.9417	0.0100



# Brazoria County Crime Laboratory

Toxicology

## Ethanol Confirmation Worksheet

**Lab Number:**

BCCL-24-1153 001

**Batch Name:** BAC\_20240620\_MH

**Instrument:** BAC-1

**Analyst:** Melissa Henry

**Specimen type:**



Blood



Liquid



Other: \_\_\_\_\_

**Results:**

Ethanol

FID1

FID2

Aliquot 1:

0.1425

Aliquot 1:

0.1423

Aliquot 2:

0.1430

Aliquot 2:


0.1437

**Reported Result:** 0.142 g/100 mL

**Reported UM:** 0.020 g/100 mL

**Comments:** Previously analyzed in BAC\_20240617\_MH. -- 6/24/2024 mh

**Total Number of Printed Examination Pages:** 0

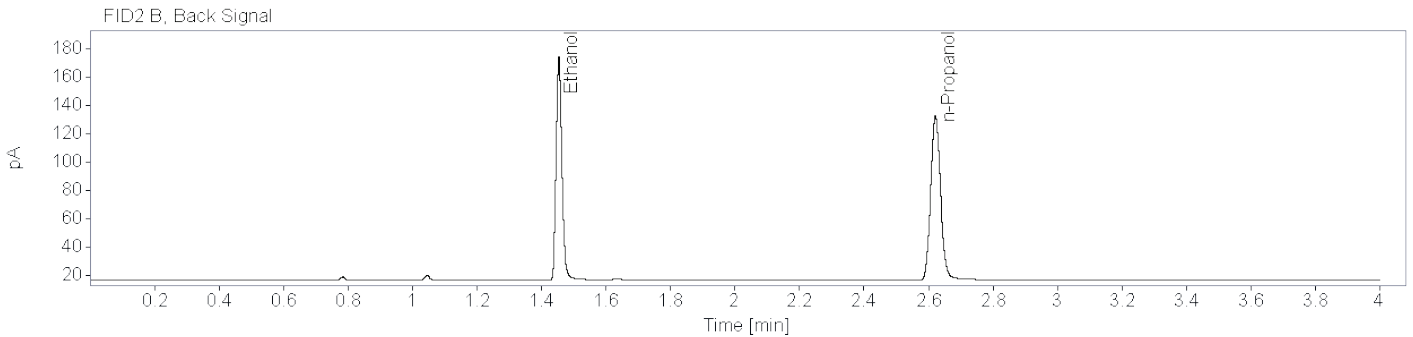
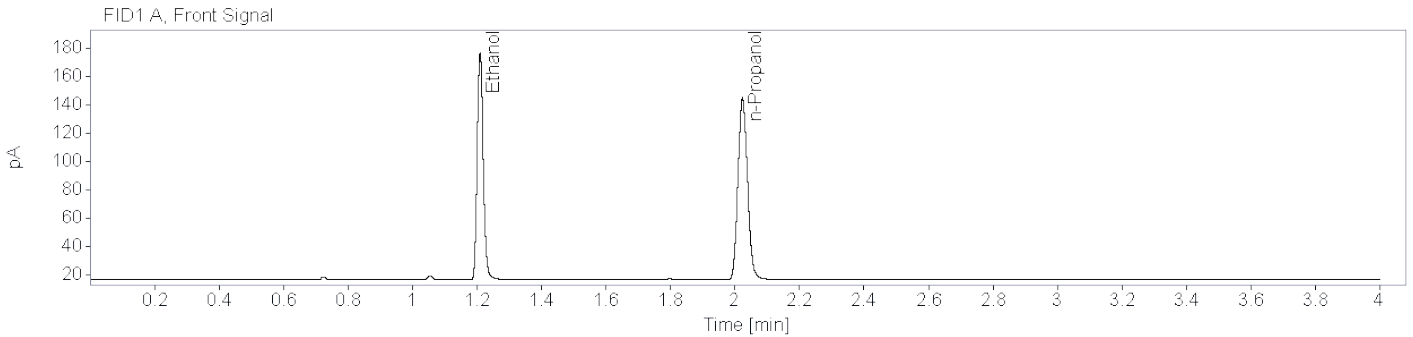


# Brazoria County Sheriff's Office Crime Lab

## Toxicology

### Ethanol Analysis

**Sample Name:** BCCL-24-1153 001 (24-1475)    **Description:** Alq 1    **Sample Barcode:** 24-1475    **Vial Number:** 24  
**Instrument:** BAC 1    **Acq. Method:** BAC.M    **Injection Date:** 6/20/2024 1:14:26 PM  
**Data File:** C:\Chem32\1\Data\2024\BAC\_20240620\_MH 2024-06-20 11-05-12\024F2401.D




**Name** FID1A

Compound	Peak Symmetry	RT [min]	Expected RT[min]	Area	Concentration [g/100 mL]
Ethanol	0.83421	1.210	1.209	211.0312	0.1425
n-Propanol	0.86232	2.023	2.023	263.9362	0.0100

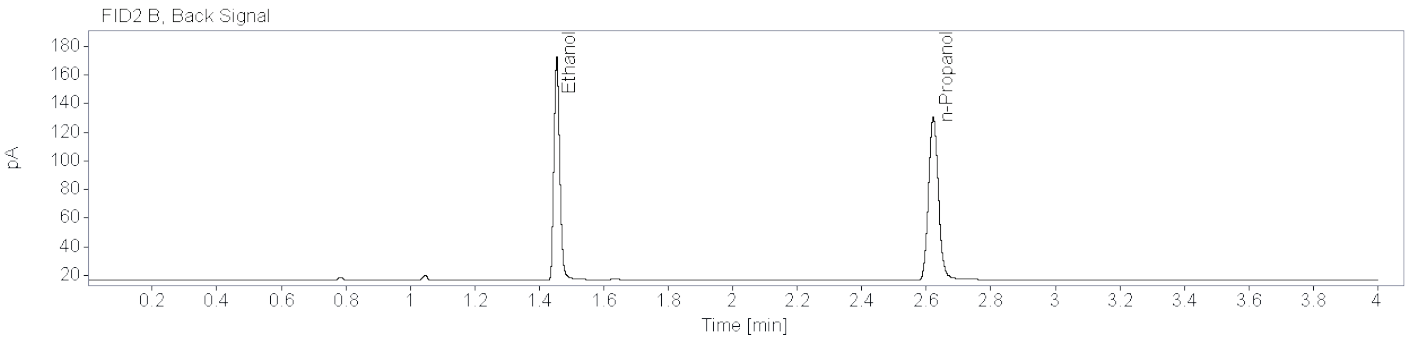
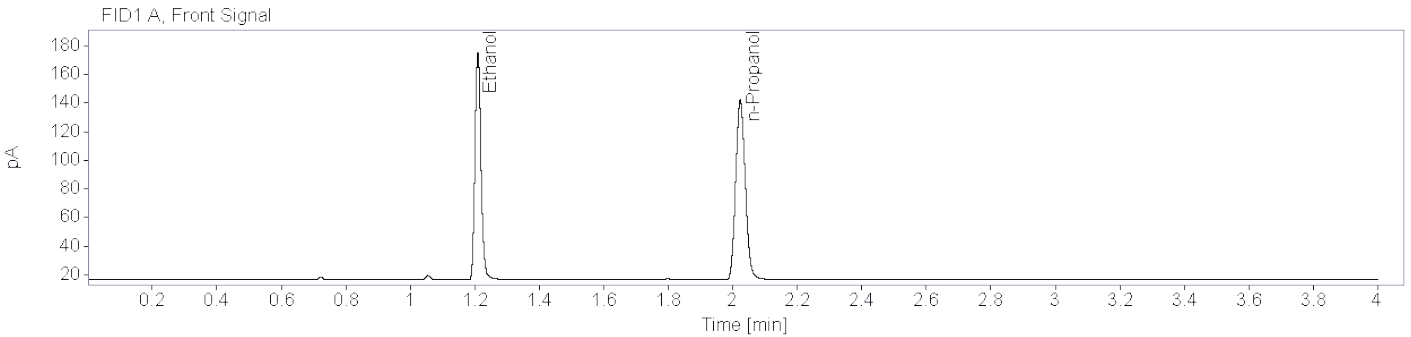
**Name** FID2B

Compound	Peak Symmetry	RT [min]	Expected RT[min]	Area	Concentration [g/100 mL]
Ethanol	0.82748	1.454	1.453	198.7268	0.1423
n-Propanol	0.88834	2.621	2.621	245.7734	0.0100



**Brazoria County Sheriff's Office Crime Lab**  
**Toxicology**  
**Ethanol Analysis**

**Sample Name:** BCCL-24-1153 001 (24-1492)    **Description:** Alq 2    **Sample Barcode:** 24-1492    **Vial Number:** 42  
**Instrument:** BAC 1    **Acq. Method:** BAC.M    **Injection Date:** 6/20/2024 2:48:02 PM  
**Data File:** C:\Chem32\1\Data\2024\BAC\_20240620\_MH 2024-06-20 11-05-12\042F4201.D



**Name** FID1A

Compound	Peak Symmetry	RT [min]	Expected RT[min]	Area	Concentration [g/100 mL]
Ethanol	0.84182	1.210	1.209	208.0639	0.1430
n-Propanol	0.85517	2.023	2.023	259.1643	0.0100

**Name** FID2B

Compound	Peak Symmetry	RT [min]	Expected RT[min]	Area	Concentration [g/100 mL]
Ethanol	0.82960	1.454	1.453	197.0857	0.1437
n-Propanol	0.87885	2.622	2.621	241.3789	0.0100





# Brazoria County Crime Laboratory

Toxicology

## Ethanol Confirmation Worksheet

**Lab Number:**

BCCL-24-1154 001

**Batch Name:** BAC\_20240620\_MH

**Instrument:** BAC-1

**Analyst:** Melissa Henry

**Specimen type:**



Blood



Liquid



Other: \_\_\_\_\_

**Results:**

Ethanol

FID1

FID2

Aliquot 1:

0.1953

Aliquot 1:

0.1959

Aliquot 2:

0.1911

Aliquot 2:


0.1917

**Reported Result:** 0.193 g/100 mL

**Reported UM:** 0.028 g/100 mL

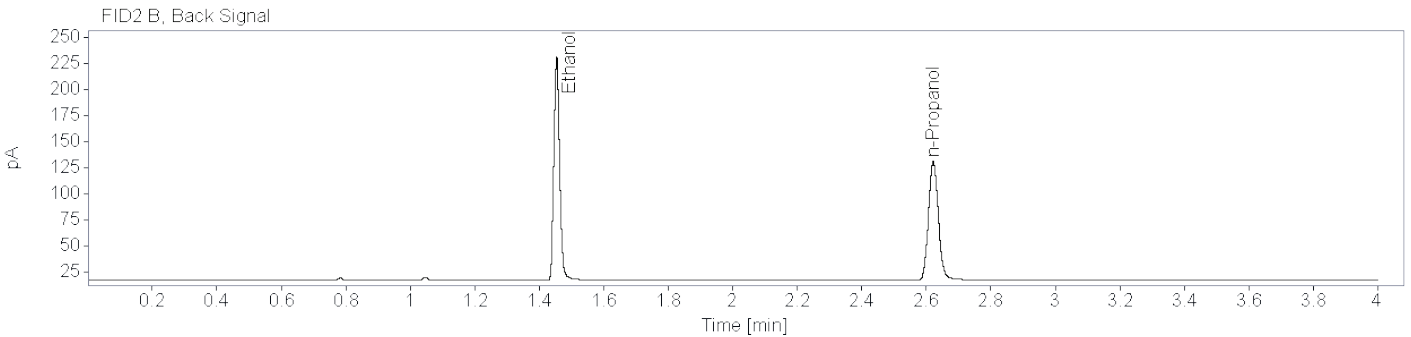
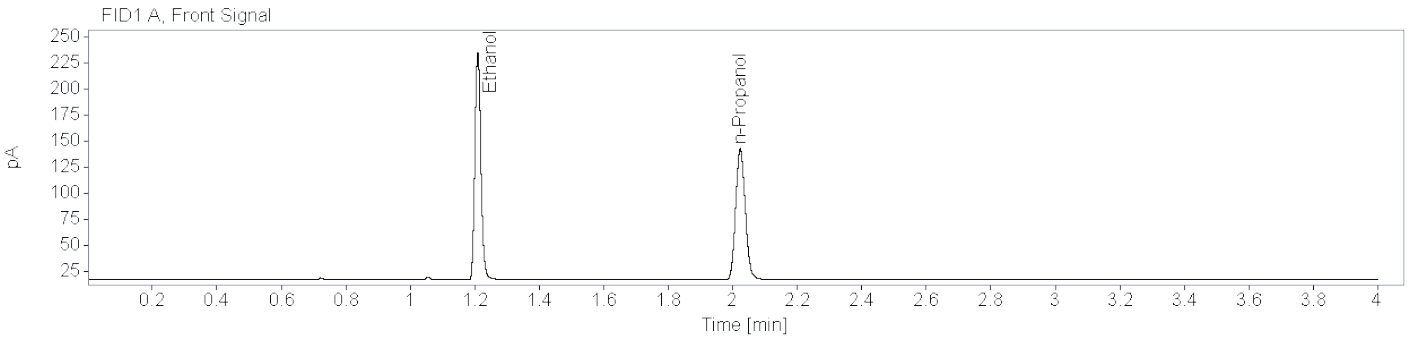
**Comments:** Previously analyzed in BAC\_20240617\_MH. -- 6/24/2024 mh

**Total Number of Printed Examination Pages:** 0



**Brazoria County Sheriff's Office Crime Lab**  
**Toxicology**  
**Ethanol Analysis**

**Sample Name:** BCCL-24-1154 001 (24-1476)    **Description:** Alq 1    **Sample Barcode:** 24-1476    **Vial Number:** 25  
**Instrument:** BAC 1    **Acq. Method:** BAC.M    **Injection Date:** 6/20/2024 1:20:06 PM  
**Data File:** C:\Chem32\1\Data\2024\BAC\_20240620\_MH 2024-06-20 11-05-12\025F2501.D




**Name** FID1A

Compound	Peak Symmetry	RT [min]	Expected RT[min]	Area	Concentration [g/100 mL]
Ethanol	0.85297	1.209	1.209	285.9315	0.1953
n-Propanol	0.85901	2.023	2.023	260.3951	0.0100

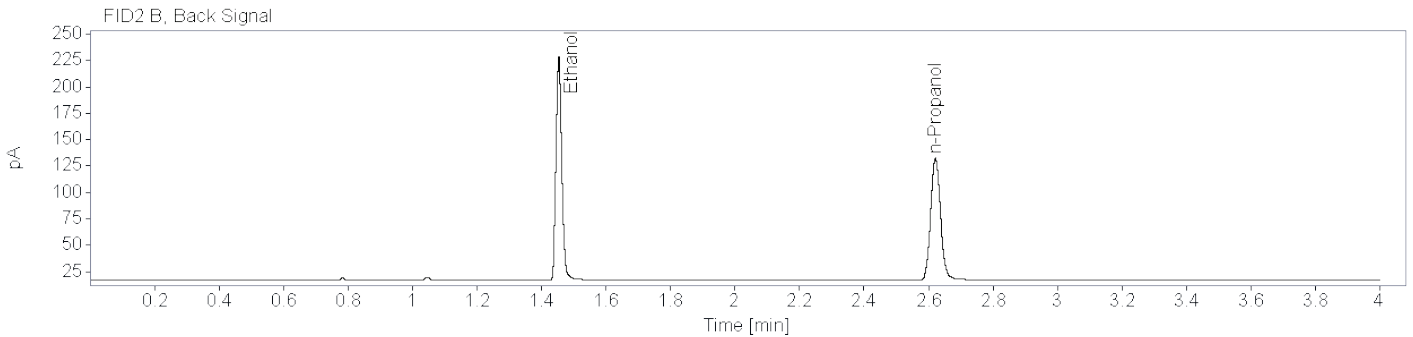
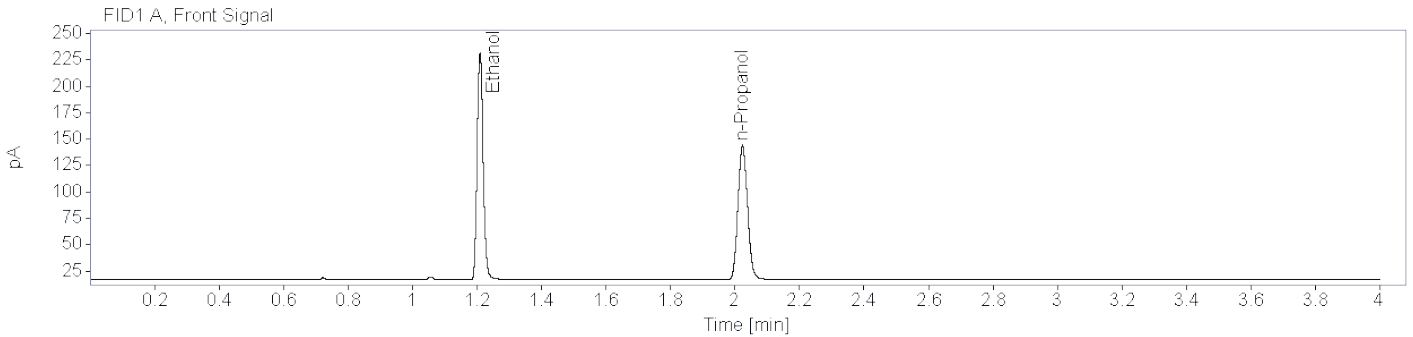
**Name** FID2B

Compound	Peak Symmetry	RT [min]	Expected RT[min]	Area	Concentration [g/100 mL]
Ethanol	0.84858	1.454	1.453	270.2569	0.1959
n-Propanol	0.88533	2.622	2.621	242.3555	0.0100



**Brazoria County Sheriff's Office Crime Lab**  
**Toxicology**  
**Ethanol Analysis**

**Sample Name:** BCCL-24-1154 001 (24-1491)    **Description:** Alq 2    **Sample Barcode:** 24-1491    **Vial Number:** 41  
**Instrument:** BAC 1    **Acq. Method:** BAC.M    **Injection Date:** 6/20/2024 2:43:19 PM  
**Data File:** C:\Chem32\1\Data\2024\BAC\_20240620\_MH 2024-06-20 11-05-12\041F4101.D



**Name** FID1A

Compound	Peak Symmetry	RT [min]	Expected RT[min]	Area	Concentration [g/100 mL]
Ethanol	0.83627	1.209	1.209	283.0508	0.1911
n-Propanol	0.85667	2.023	2.023	263.4299	0.0100

**Name** FID2B

Compound	Peak Symmetry	RT [min]	Expected RT[min]	Area	Concentration [g/100 mL]
Ethanol	0.84873	1.454	1.453	267.5907	0.1917
n-Propanol	0.88704	2.621	2.621	245.1927	0.0100



## Brazoria County Crime Laboratory

Toxicology

### Ethanol Confirmation Worksheet

**Lab Number:**

BCCL-24-1155 001

**Batch Name:** BAC\_20240620\_MH

**Instrument:** BAC-1

**Analyst:** Melissa Henry

**Specimen type:**



Blood



Liquid



Other: \_\_\_\_\_

**Results:**

Ethanol

FID1

FID2

Aliquot 1:

0.1694

Aliquot 1:

0.1702

Aliquot 2:

0.1495

Aliquot 2:

0.1501

**Reported Result:** ~~0.159~~ g/100 mL


**Reported UM:** ~~0.023~~ g/100 mL

6/24/2024 mh

**Comments:**

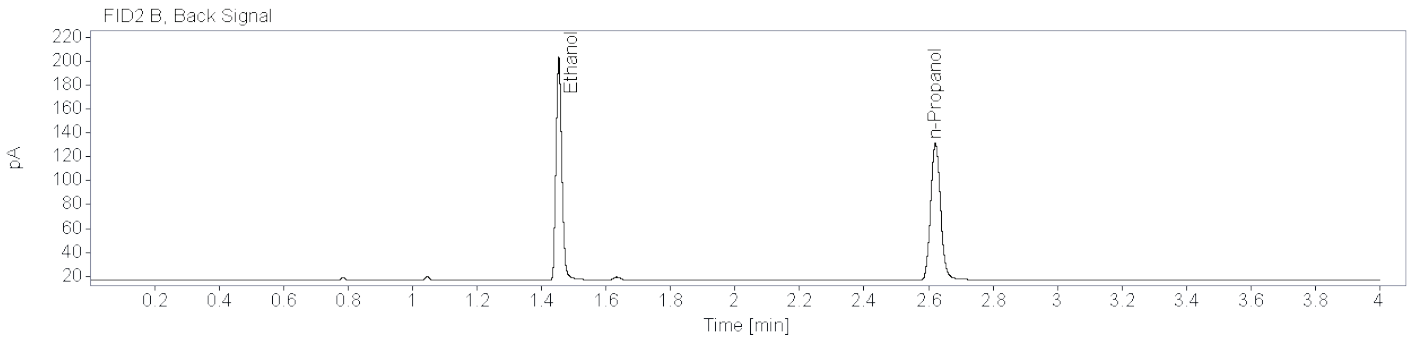
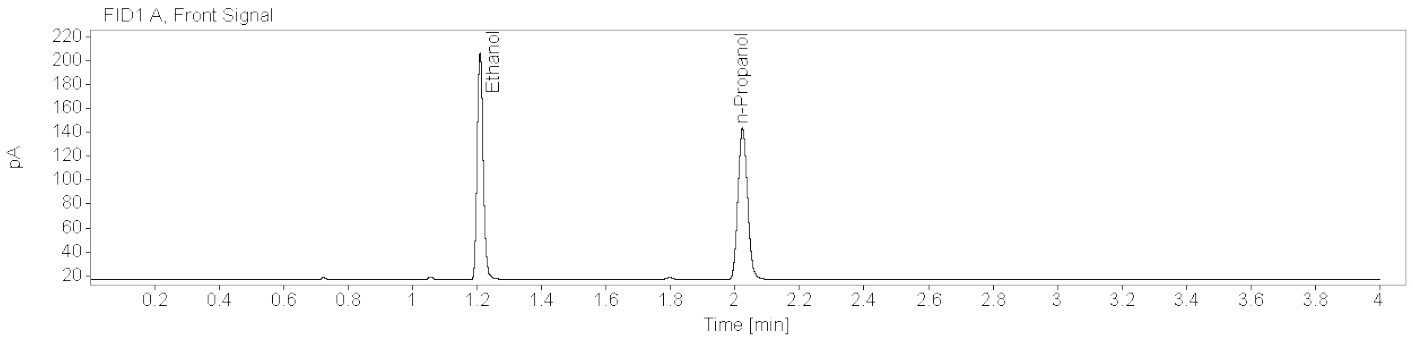
Previously analyzed in BAC\_20240617\_MH. Aliquots are not within 5% of the average. Sample will be repeated. 6/24/2024 mh

**Total Number of Printed Examination Pages:** 0



**Brazoria County Sheriff's Office Crime Lab**  
**Toxicology**  
**Ethanol Analysis**

**Sample Name:** BCCL-24-1155 001 (24-1477)    **Description:** Alq 1    **Sample Barcode:** 24-1477    **Vial Number:** 26  
**Instrument:** BAC 1    **Acq. Method:** BAC.M    **Injection Date:** 6/20/2024 1:24:49 PM  
**Data File:** C:\Chem32\1\Data\2024\BAC\_20240620\_MH 2024-06-20 11-05-12\026F2601.D




**Name** FID1A

Compound	Peak Symmetry	RT [min]	Expected RT[min]	Area	Concentration [g/100 mL]
Ethanol	0.83798	1.209	1.209	249.5237	0.1694
n-Propanol	0.86898	2.023	2.023	262.1656	0.0100

**Name** FID2B

Compound	Peak Symmetry	RT [min]	Expected RT[min]	Area	Concentration [g/100 mL]
Ethanol	0.84420	1.454	1.453	236.0333	0.1702
n-Propanol	0.88452	2.621	2.621	243.8465	0.0100

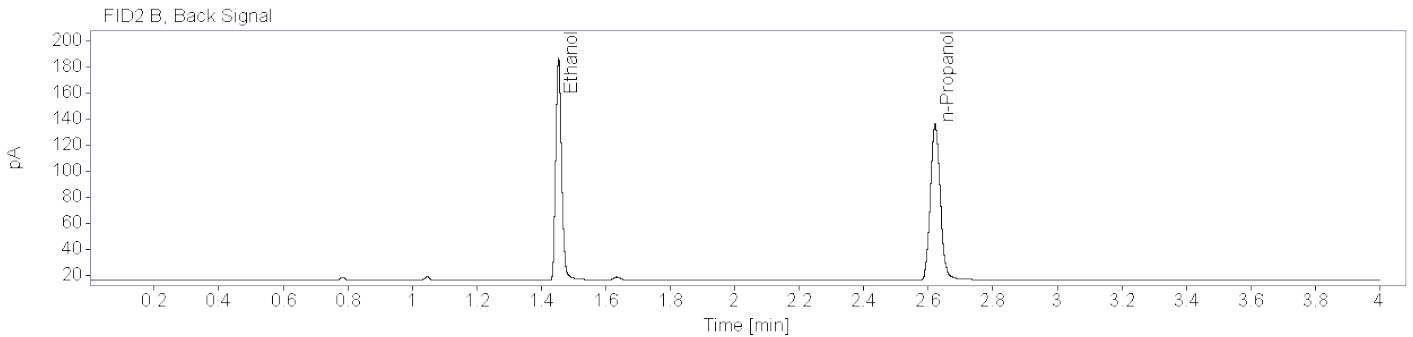
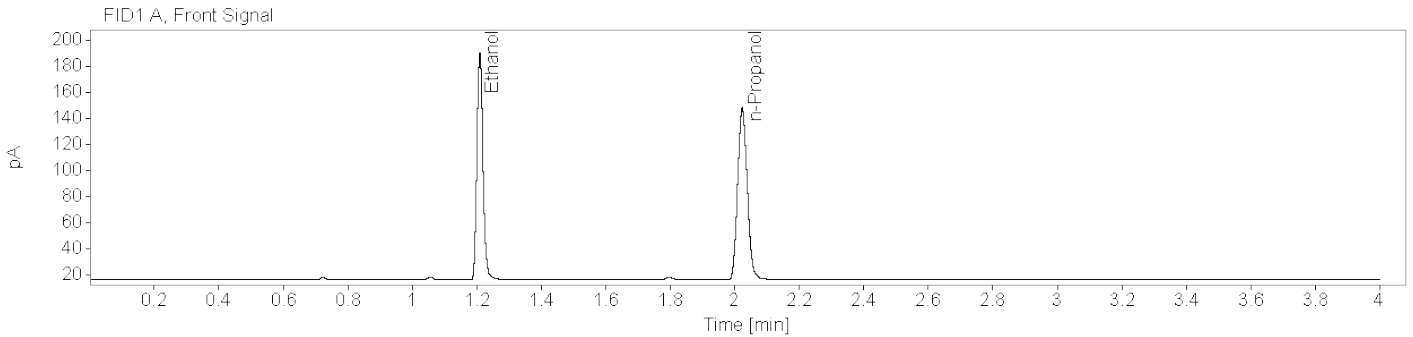


# Brazoria County Sheriff's Office Crime Lab

## Toxicology

### Ethanol Analysis

**Sample Name:** BCCL-24-1155 001 (24-1490)    **Description:** Alq 2    **Sample Barcode:** 24-1490    **Vial Number:** 40  
**Instrument:** BAC 1    **Acq. Method:** BAC.M    **Injection Date:** 6/20/2024 2:37:38 PM  
**Data File:** C:\Chem32\1\Data\2024\BAC\_20240620\_MH 2024-06-20 11-05-12\040F4001.D



**Name** FID1A

Compound	Peak Symmetry	RT [min]	Expected RT[min]	Area	Concentration [g/100 mL]
Ethanol	0.84305	1.210	1.209	228.8603	0.1495
n-Propanol	0.85613	2.023	2.023	272.6637	0.0100

**Name** FID2B

Compound	Peak Symmetry	RT [min]	Expected RT[min]	Area	Concentration [g/100 mL]
Ethanol	0.82652	1.454	1.453	216.3536	0.1501
n-Propanol	0.89524	2.621	2.621	253.6633	0.0100



# Brazoria County Crime Laboratory

Toxicology

## Ethanol Confirmation Worksheet

**Lab Number:**

BCCL-24-1156 001

**Batch Name:** BAC\_20240620\_MH

**Instrument:** BAC-1

**Analyst:** Melissa Henry

**Specimen type:**



Blood



Liquid



Other: \_\_\_\_\_

**Results:**

Ethanol

FID1

FID2

Aliquot 1:

0.2097

Aliquot 1:

0.2101

Aliquot 2:

0.2110

Aliquot 2:


0.2114

**Reported Result:** 0.210 g/100 mL

**Reported UM:** 0.030 g/100 mL

**Comments:** Previously analyzed in BAC\_20240617\_MH. -- 6/24/2024 mh

**Total Number of Printed Examination Pages:** 0

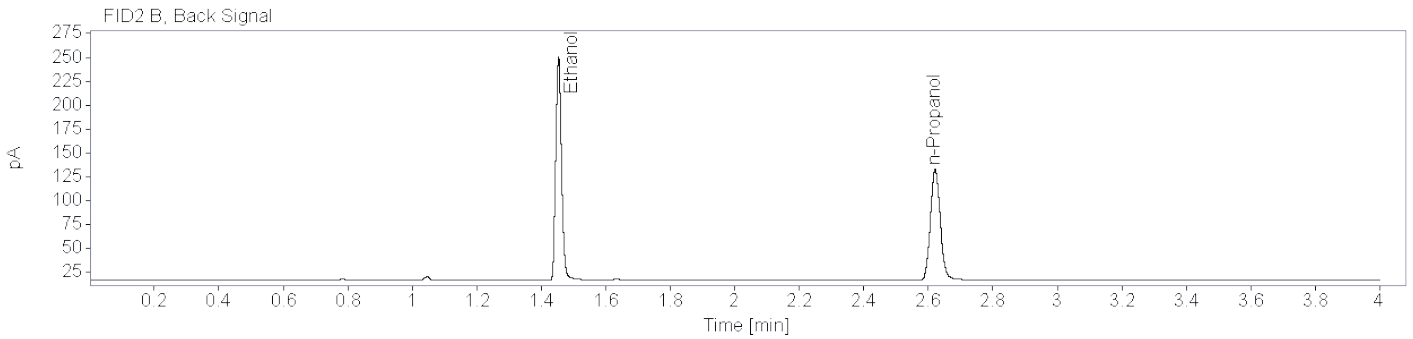
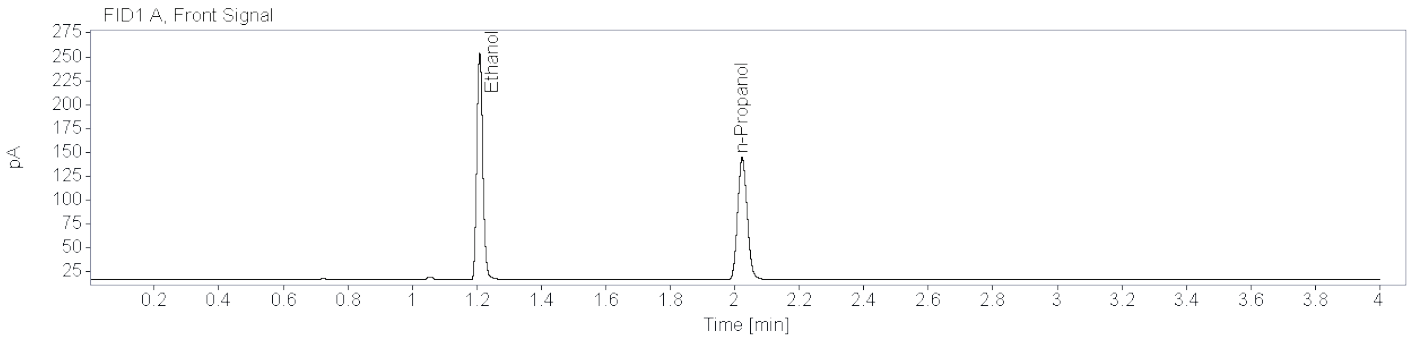


# Brazoria County Sheriff's Office Crime Lab

## Toxicology

### Ethanol Analysis

**Sample Name:** BCCL-24-1156 001 (24-1478)    **Description:** Alq 1    **Sample Barcode:** 24-1478    **Vial Number:** 27  
**Instrument:** BAC 1    **Acq. Method:** BAC.M    **Injection Date:** 6/20/2024 1:30:30 PM  
**Data File:** C:\Chem32\1\Data\2024\BAC\_20240620\_MH 2024-06-20 11-05-12\027F2701.D




**Name** FID1A

Compound	Peak Symmetry	RT [min]	Expected RT[min]	Area	Concentration [g/100 mL]
Ethanol	0.85397	1.209	1.209	310.4213	0.2097
n-Propanol	0.86154	2.023	2.023	263.1750	0.0100

**Name** FID2B

Compound	Peak Symmetry	RT [min]	Expected RT[min]	Area	Concentration [g/100 mL]
Ethanol	0.84717	1.454	1.453	293.4052	0.2101
n-Propanol	0.89817	2.622	2.621	245.1675	0.0100



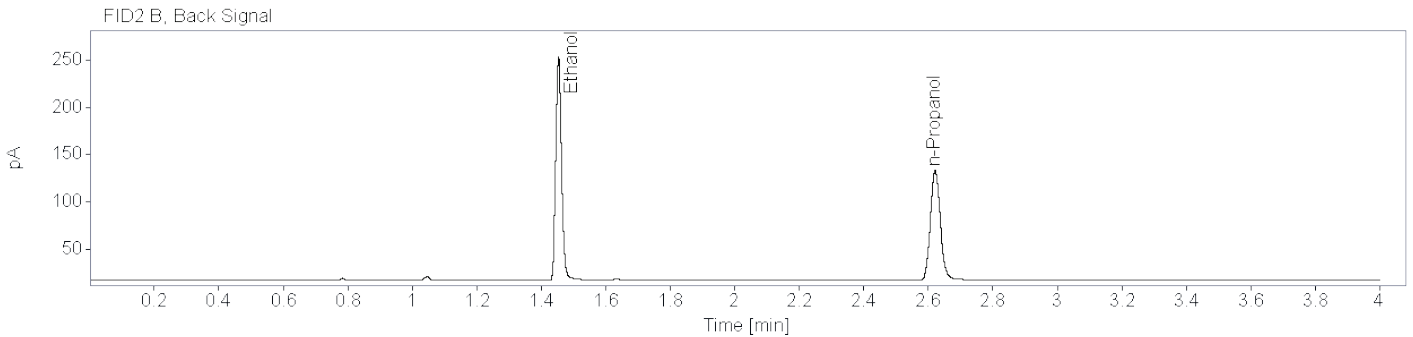
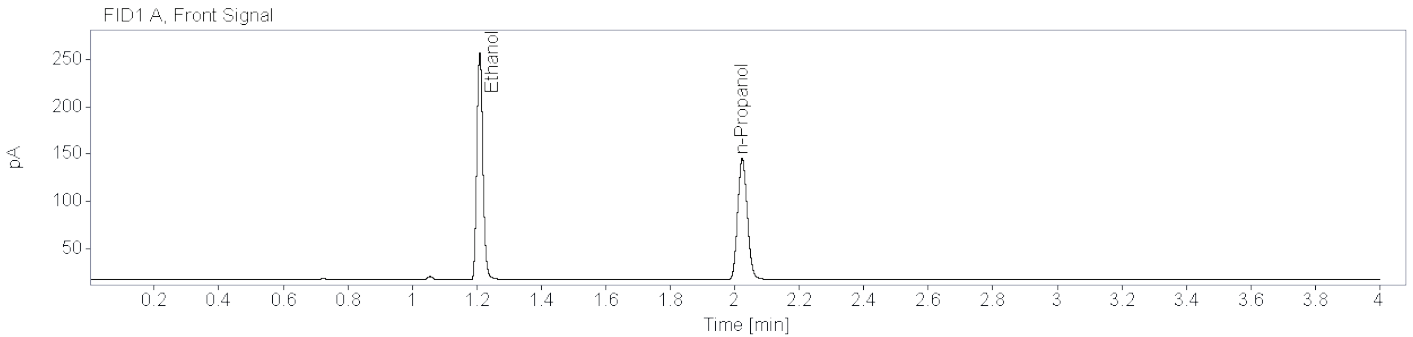


# Brazoria County Sheriff's Office Crime Lab

## Toxicology

### Ethanol Analysis

**Sample Name:** BCCL-24-1156 001 (24-1489)    **Description:** Alq 2    **Sample Barcode:** 24-1489    **Vial Number:** 39  
**Instrument:** BAC 1    **Acq. Method:** BAC.M    **Injection Date:** 6/20/2024 2:32:54 PM  
**Data File:** C:\Chem32\1\Data\2024\BAC\_20240620\_MH 2024-06-20 11-05-12\039F3901.D



**Name** FID1A

Compound	Peak Symmetry	RT [min]	Expected RT[min]	Area	Concentration [g/100 mL]
Ethanol	0.85510	1.209	1.209	316.2163	0.2110
n-Propanol	0.85845	2.023	2.023	266.4345	0.0100

**Name** FID2B

Compound	Peak Symmetry	RT [min]	Expected RT[min]	Area	Concentration [g/100 mL]
Ethanol	0.84751	1.454	1.453	298.7443	0.2114
n-Propanol	0.89638	2.622	2.621	248.1276	0.0100



# Brazoria County Crime Laboratory

Toxicology

## Ethanol Confirmation Worksheet

**Lab Number:**

BCCL-24-1158 001

**Batch Name:** BAC\_20240620\_MH

**Instrument:** BAC-1

**Analyst:** Melissa Henry

**Specimen type:**



Blood



Liquid



Other: \_\_\_\_\_

**Results:**

Ethanol

FID1

FID2

Aliquot 1:

0.2537

Aliquot 1:

0.2539

Aliquot 2:

0.2529

Aliquot 2:


0.2535

**Reported Result:** 0.253 g/100 mL

**Reported UM:** 0.036 g/100 mL

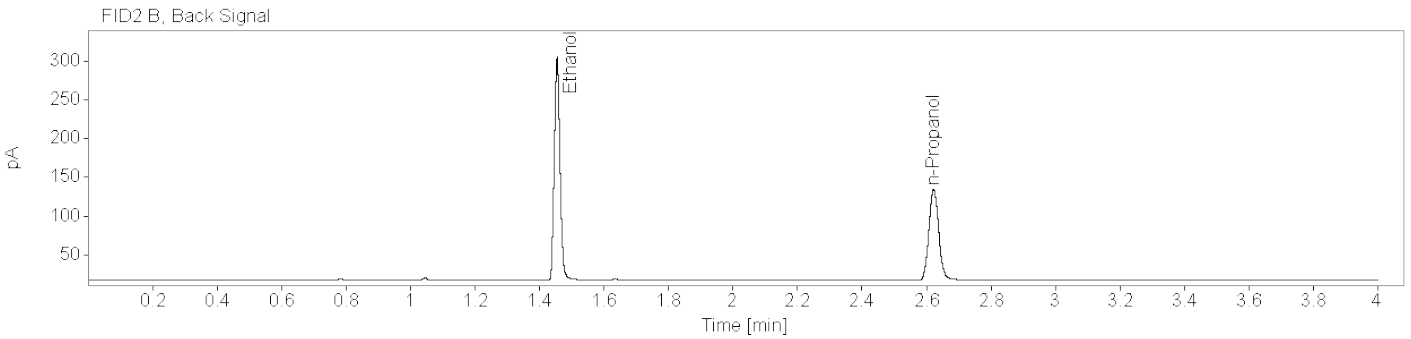
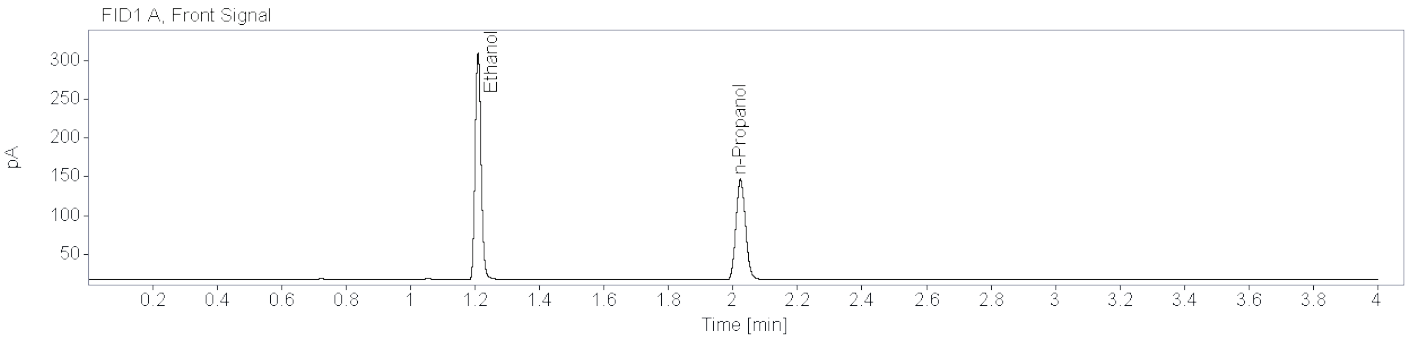
**Comments:** Previously analyzed in BAC\_20240617\_MH. -- 6/24/2024 mh

**Total Number of Printed Examination Pages:** 0



**Brazoria County Sheriff's Office Crime Lab**  
**Toxicology**  
**Ethanol Analysis**

**Sample Name:** BCCL-24-1158 001 (24-1479)    **Description:** Alq 1    **Sample Barcode:** 24-1479    **Vial Number:** 28  
**Instrument:** BAC 1    **Acq. Method:** BAC.M    **Injection Date:** 6/20/2024 1:35:14 PM  
**Data File:** C:\Chem32\1\Data\2024\BAC\_20240620\_MH 2024-06-20 11-05-12\028F2801.D




**Name** FID1A

Compound	Peak Symmetry	RT [min]	Expected RT[min]	Area	Concentration [g/100 mL]
Ethanol	0.85423	1.209	1.209	381.7634	0.2537
n-Propanol	0.86331	2.023	2.023	267.3499	0.0100

**Name** FID2B

Compound	Peak Symmetry	RT [min]	Expected RT[min]	Area	Concentration [g/100 mL]
Ethanol	0.87036	1.455	1.453	360.6074	0.2539
n-Propanol	0.89300	2.622	2.621	249.1501	0.0100

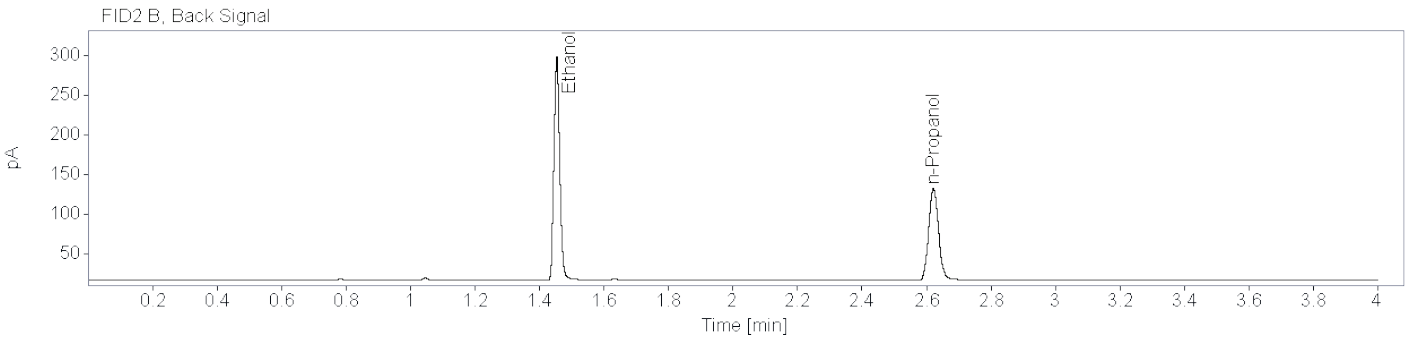
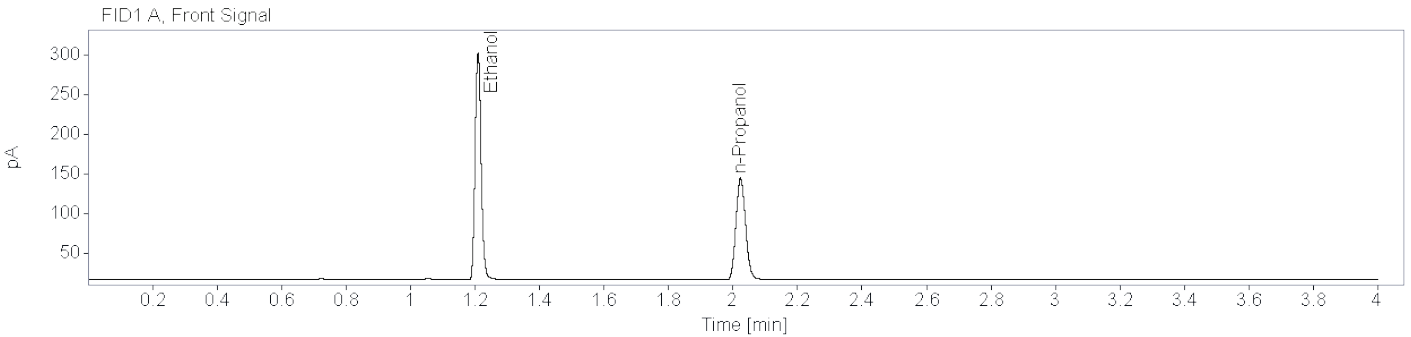


# Brazoria County Sheriff's Office Crime Lab

## Toxicology

### Ethanol Analysis

**Sample Name:** BCCL-24-1158 001 (24-1488)    **Description:** Alq 2    **Sample Barcode:** 24-1488    **Vial Number:** 38  
**Instrument:** BAC 1    **Acq. Method:** BAC.M    **Injection Date:** 6/20/2024 2:27:13 PM  
**Data File:** C:\Chem32\1\Data\2024\BAC\_20240620\_MH 2024-06-20 11-05-12\038F3801.D



**Name** FID1A

Compound	Peak Symmetry	RT [min]	Expected RT[min]	Area	Concentration [g/100 mL]
Ethanol	0.84994	1.209	1.209	375.7330	0.2529
n-Propanol	0.85693	2.023	2.023	264.0264	0.0100

**Name** FID2B

Compound	Peak Symmetry	RT [min]	Expected RT[min]	Area	Concentration [g/100 mL]
Ethanol	0.86962	1.454	1.453	355.2692	0.2535
n-Propanol	0.88571	2.621	2.621	245.9170	0.0100



# Brazoria County Crime Laboratory

Toxicology

## Ethanol Confirmation Worksheet

**Lab Number:**

BCCL-24-1181 001

**Batch Name:** BAC\_20240620\_MH

**Instrument:** BAC-1

**Analyst:** Melissa Henry

**Specimen type:**



Blood



Liquid



Other: \_\_\_\_\_

**Results:**

Ethanol

FID1

FID2

Aliquot 1:

0.0587

Aliquot 1:

0.0590

Aliquot 2:

0.0525

Aliquot 2:

0.0525


**Reported Result:** ~~0.055~~ g/100 mL

**Reported UM:** ~~0.008~~ g/100 mL

6/24/2024 mh

**Comments:** Aliquots are not within 5% of the average. Sample will be repeated. 6/24/2024 mh

**Total Number of Printed Examination Pages:** 0

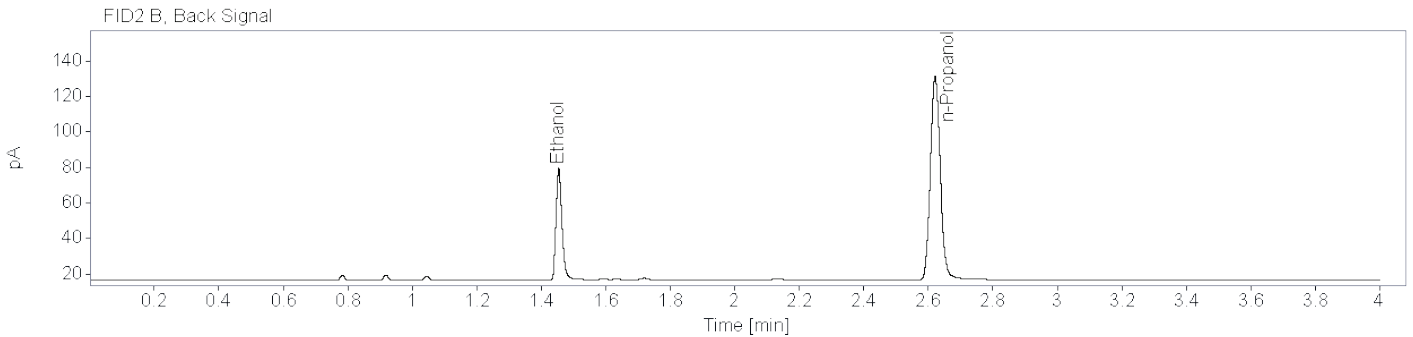
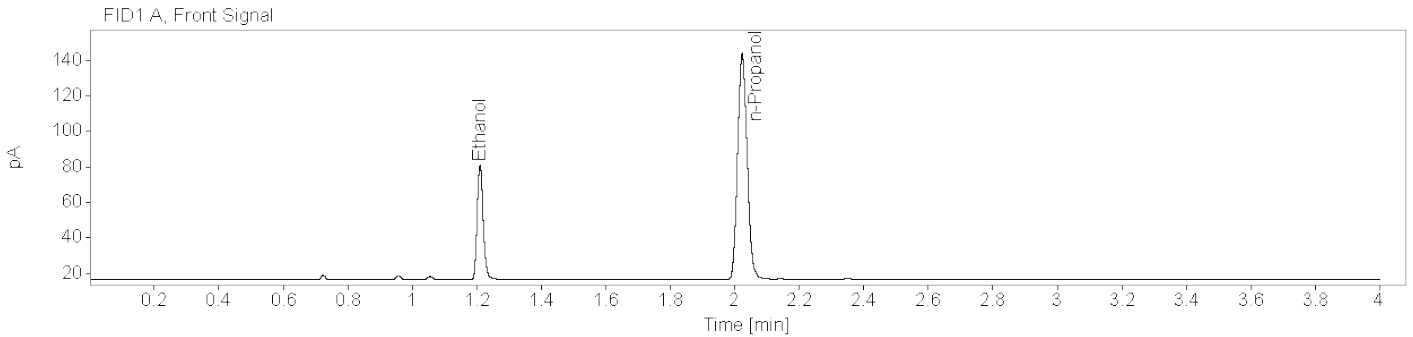


# Brazoria County Sheriff's Office Crime Lab

## Toxicology

### Ethanol Analysis

**Sample Name:** BCCL-24-1181 001 (24-1480)    **Description:** Alq 1    **Sample Barcode:** 24-1480    **Vial Number:** 29  
**Instrument:** BAC 1    **Acq. Method:** BAC.M    **Injection Date:** 6/20/2024 1:40:54 PM  
**Data File:** C:\Chem32\1\Data\2024\BAC\_20240620\_MH 2024-06-20 11-05-12\029F2901.D




**Name** FID1A

Compound	Peak Symmetry	RT [min]	Expected RT[min]	Area	Concentration [g/100 mL]
Ethanol	0.80310	1.210	1.209	85.2543	0.0587
n-Propanol	0.86173	2.023	2.023	261.0048	0.0100

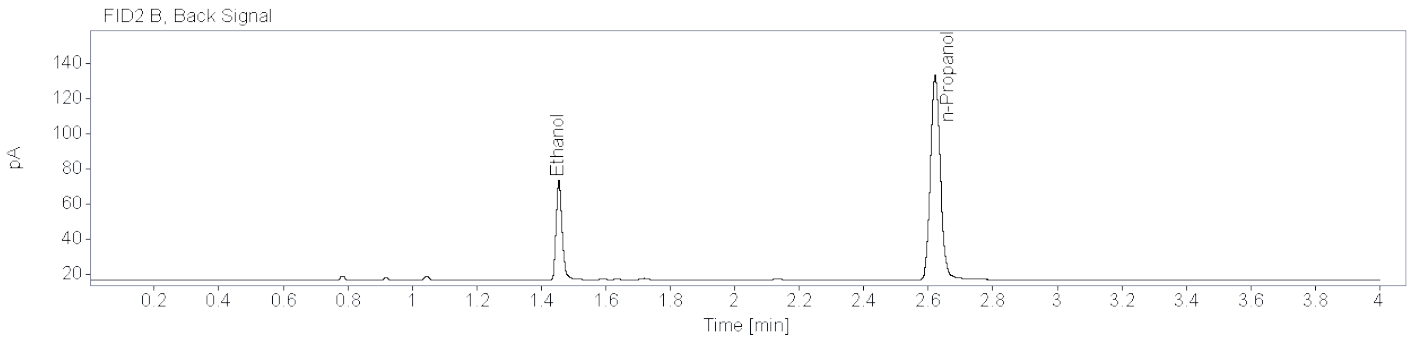
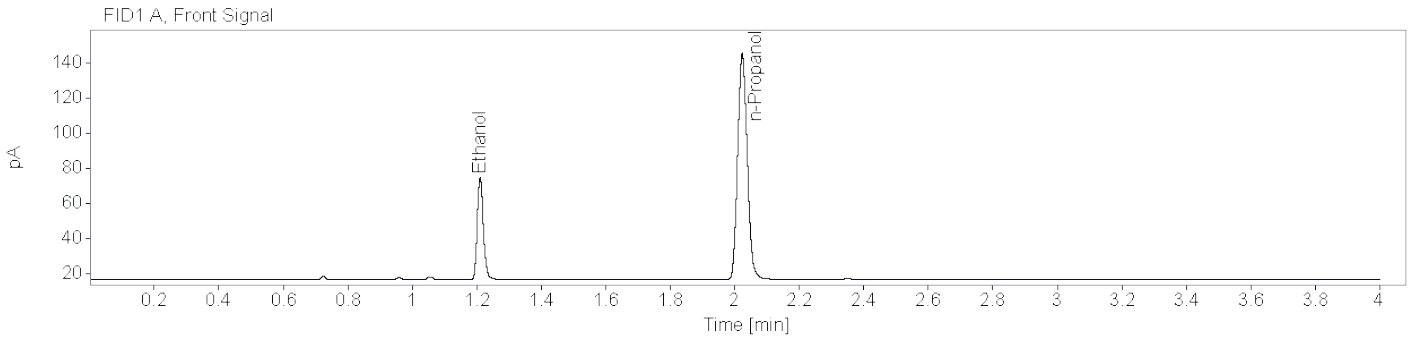
**Name** FID2B

Compound	Peak Symmetry	RT [min]	Expected RT[min]	Area	Concentration [g/100 mL]
Ethanol	0.79086	1.454	1.453	80.6718	0.0590
n-Propanol	0.89985	2.621	2.621	243.5253	0.0100



**Brazoria County Sheriff's Office Crime Lab**  
**Toxicology**  
**Ethanol Analysis**

**Sample Name:** BCCL-24-1181 001 (24-1487)    **Description:** Alq 2    **Sample Barcode** 24-1487    **Vial Number:** 37  
**Instrument:** BAC 1    **Acq. Method:** BAC.M    **Injection Date:** 6/20/2024 2:22:30 PM  
**Data File:** C:\Chem32\1\Data\2024\BAC\_20240620\_MH 2024-06-20 11-05-12\037F3701.D



**Name** FID1A

Compound	Peak Symmetry	RT [min]	Expected RT[min]	Area	Concentration [g/100 mL]
Ethanol	0.80625	1.210	1.209	77.0822	0.0525
n-Propanol	0.86270	2.023	2.023	264.5219	0.0100

**Name** FID2B

Compound	Peak Symmetry	RT [min]	Expected RT[min]	Area	Concentration [g/100 mL]
Ethanol	0.78370	1.455	1.453	72.5772	0.0525
n-Propanol	0.89295	2.622	2.621	246.5887	0.0100



# Brazoria County Crime Laboratory

Toxicology

## Ethanol Confirmation Worksheet

**Lab Number:**

BCCL-24-1182 001

**Batch Name:** BAC\_20240620\_MH

**Instrument:** BAC-1

**Analyst:** Melissa Henry

**Specimen type:**



Blood



Liquid



Other: \_\_\_\_\_

**Results:**

Ethanol

FID1

FID2

Aliquot 1:

0.0967

Aliquot 1:

0.0971

Aliquot 2:

0.0891

Aliquot 2:

0.0890


**Reported Result:** 0.092 g/100 mL

**Reported UM:** 0.013 g/100 mL

**Comments:**

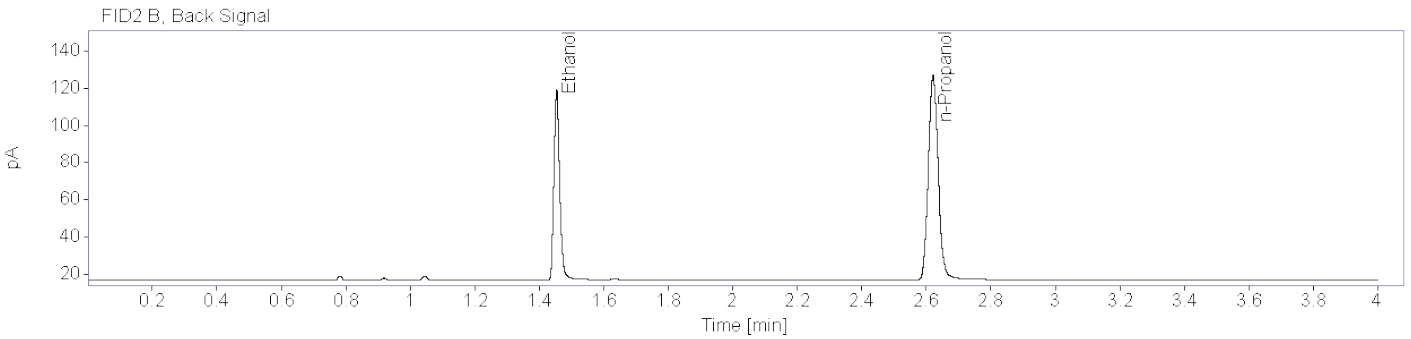
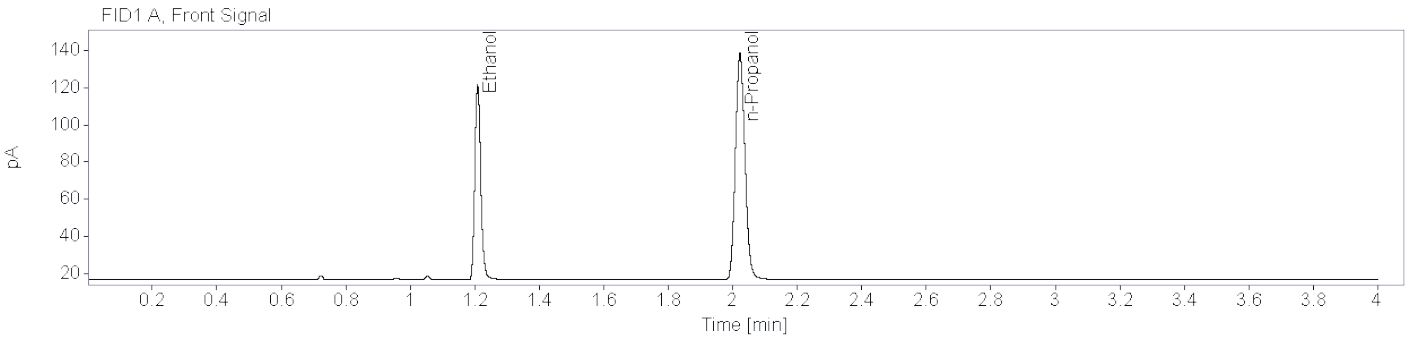
**Total Number of Printed Examination Pages:** 0





**Brazoria County Sheriff's Office Crime Lab**  
**Toxicology**  
**Ethanol Analysis**

**Sample Name:** BCCL-24-1182 001 (24-1509)    **Description:** Alq 1    **Sample Barcode:** 24-1509    **Vial Number:** 30  
**Instrument:** BAC 1    **Acq. Method:** BAC.M    **Injection Date:** 6/20/2024 1:45:37 PM  
**Data File:** C:\Chem32\1\Data\2024\BAC\_20240620\_MH 2024-06-20 11-05-12\030F3001.D




**Name** FID1A

Compound	Peak Symmetry	RT [min]	Expected RT[min]	Area	Concentration [g/100 mL]
Ethanol	0.82553	1.209	1.209	135.2310	0.0967
n-Propanol	0.85782	2.022	2.023	249.8819	0.0100

**Name** FID2B

Compound	Peak Symmetry	RT [min]	Expected RT[min]	Area	Concentration [g/100 mL]
Ethanol	0.80650	1.454	1.453	127.7434	0.0971
n-Propanol	0.88894	2.621	2.621	232.3481	0.0100

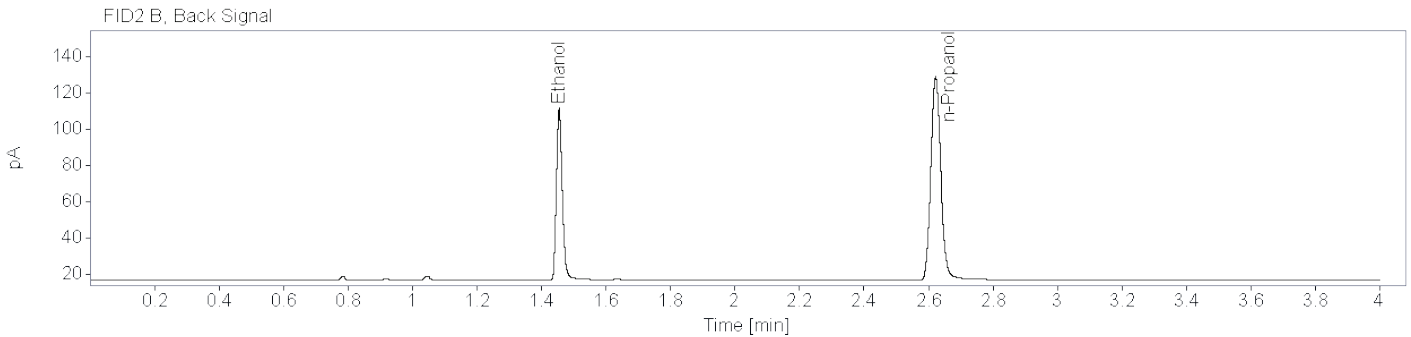
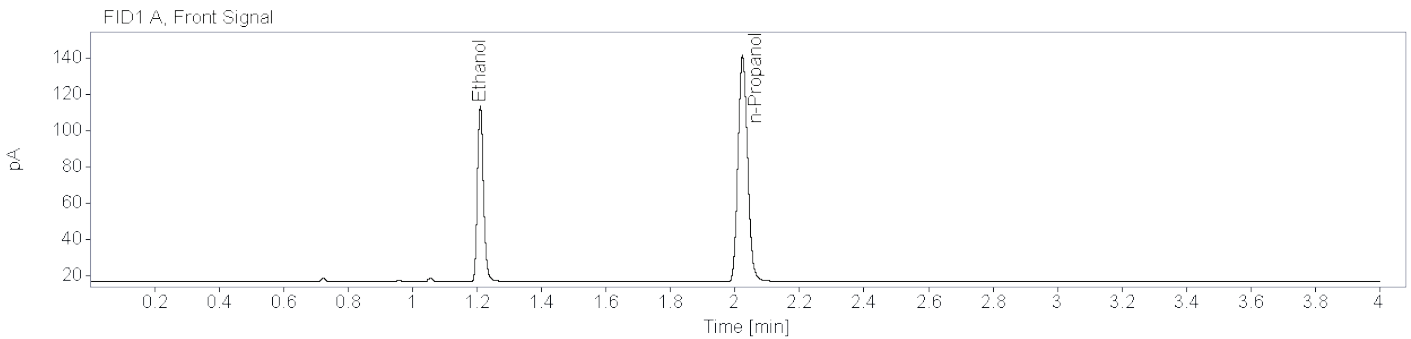


# Brazoria County Sheriff's Office Crime Lab

## Toxicology

### Ethanol Analysis

**Sample Name:** BCCL-24-1182 001 (24-1486)    **Description:** Alq 2    **Sample Barcode:** 24-1486    **Vial Number:** 36  
**Instrument:** BAC 1    **Acq. Method:** BAC.M    **Injection Date:** 6/20/2024 2:16:49 PM  
**Data File:** C:\Chem32\1\Data\2024\BAC\_20240620\_MH 2024-06-20 11-05-12\036F3601.D



**Name** FID1A

Compound	Peak Symmetry	RT [min]	Expected RT[min]	Area	Concentration [g/100 mL]
Ethanol	0.82471	1.210	1.209	128.1824	0.0891
n-Propanol	0.86087	2.023	2.023	257.2916	0.0100

**Name** FID2B

Compound	Peak Symmetry	RT [min]	Expected RT[min]	Area	Concentration [g/100 mL]
Ethanol	0.80710	1.455	1.453	120.3666	0.0890
n-Propanol	0.88983	2.622	2.621	239.2701	0.0100