



Brazoria County Crime Laboratory BAC Batch Review Checklist

Batch Name: BAC_20240626_KB		Analyst Review	Technical Review
BAC Summary	Verify batch name, instrument, analyst, UM%, and QC targets	✓	✓
	Verify Cal 1 obtained values and IS area counts	✓	✓
	Verify IS of all QCs and samples fall within acceptable area count range	✓	✓
BAC Batch Information	IS/calibrators/QCs lot numbers, expiration dates, and inventory numbers listed	✓	7/24/24 mh ✓
	Confirm standards and/or reagents made in-house are verified	✓	✓
	Pipette(s) listed	✓	✓
Sequence(s)	Verify date is consistent with batch date	✓	✓
	Verify method used for all samples is correct, and all pages accounted for	✓	✓
	Reviewer verified, initialed, and dated sequence	✓	✓
Method	Verify correct method is included, and all pages accounted for	✓	✓
Performance Check	Verify air blank and PC are acceptable	✓	✓
Calibration Table & Curve	Verify date is consistent with calibration date, and all pages accounted for	✓	✓
	Verify R ² values are acceptable for ethanol	✓	✓
Data	Verify calibrator area counts listed in the calibration table for ethanol	✓	✓
	Verify chromatography, retention time, and symmetry values are acceptable for ethanol	✓	✓
	Verify calibrators and QCs are within acceptable range for ethanol	✓	✓
	Verify all cases listed on BAC summary have data	✓	✓
	Verify barcodes match	✓	✓
Ethanol Confirmation Worksheet(s)	Verify aliquot values against data for all case samples	✓	✓
	Verify Reported Result and UM for all case samples	✓	✓
JTrax	Verify Reported Result and Reported UM against BAC Confirmation Worksheet(s) for all case samples	✓	✓
Verify QCs were added to QC log		✓	✓
All comments and/or strikethroughs, if any, initialed		✓	✓
All printed pages initialed		✓	✓
Total number of pages		143	✓

Analyst Review

Signature: Kayla M. Baylor Digitally signed by Kayla M. Baylor
Date: 2024.07.02 12:10:12 -05'00'

Date: 7/2/2024

Technical Review

Signature: Melissa Henry Digitally signed by Melissa Henry
Date: 2024.07.15 09:31:21 -05'00'

Date: 7/15/2024



Batch Name: BAC_20240626_KB

Technical Review Notes

Expiration date for Blood QC A is incorrect on batch information worksheet. -- 7/3/2024 mh

BCCL-24-1059 confirmation worksheet missing date and initials on cross out of reported result and UM. -- 7/5/2024 mh

BAC Summary Worksheet



Batch Name:	BAC_20240626_KB
Instrument:	BAC-1
Analyst:	Kayla M. Baylor
UM%:	14.39
Units:	g/100 mL (unless otherwise stated)

		FID1	FID2
Average Calibrator IS Area Counts		261.2096	243.7821
Acceptance Range	Min	235.0886	219.4039
	Max	287.3306	268.1603

Calibrators	Ethanol Obtained Value		Ethanol Average	% Difference			IS Area Counts	
	FID1	FID2		Average & Target	FID1 & Average	FID2 & Average	FID1	FID2
0.010 g/100mL Calibrator	0.0103	0.0104	0.0103	3.00	0.00	0.97	262.4223	245.5605
0.025 g/100mL Calibrator	0.0248	0.0247	0.0247	-1.20	0.40	0.00	267.2202	249.9251
0.050 g/100mL Calibrator	0.0497	0.0494	0.0495	-1.00	0.40	-0.20	267.6504	249.8716
0.100 g/100mL Calibrator	0.0984	0.0983	0.0983	-1.70	0.10	0.00	267.4153	249.6902
0.200 g/100mL Calibrator	0.1989	0.1987	0.1988	-0.60	0.05	-0.05	236.7351	220.4448
0.400 g/100mL Calibrator	0.3990	0.3992	0.3991	-0.23	-0.03	0.03	266.2007	247.9528
0.500 g/100mL Calibrator	0.5040	0.5044	0.5042	0.84	-0.04	0.04	260.8232	243.0298

Calibrators	Level	Target	Acceptance Range	
		Min	Max	
	Level 1	0.0100	0.0090	0.0110
	Level 2	0.0250	0.0225	0.0275
	Level 3	0.0500	0.0450	0.0550
	Level 4	0.1000	0.0950	0.1050
	Level 5	0.2000	0.1900	0.2100
	Level 6	0.4000	0.3800	0.4200
	Level 7	0.5000	0.4750	0.5250

Controls	Ethanol Obtained Value		Ethanol Average	% Difference			IS Area Counts	
	FID1	FID2		Average & Target	FID1 & Average	FID2 & Average	FID1	FID2
Negative	0.0000	0.0000	0.0000	-	-	-	265.5549	246.8739
High QC	0.3983	0.3986	0.3984	-0.40	-0.03	0.05	261.3122	243.3076
Low QC	0.0786	0.0789	0.0787	-1.62	-0.13	0.25	267.6931	248.8131
Blood QC A	0.0752	0.0755	0.0753	-4.44	-0.13	0.27	262.5066	244.1812
Blood QC B	0.1912	0.1924	0.1918	0.05	-0.31	0.31	258.6199	239.6895
Blood QC A	0.0786	0.0788	0.0787	-0.13	-0.13	0.13	231.2761	213.3515
Blood QC B	0.1943	0.1962	0.1952	1.83	-0.46	0.51	250.1565	230.1858
Blood QC A	0.0790	0.0792	0.0791	0.38	-0.13	0.13	250.3586	230.1064
Blood QC B	0.1894	0.1914	0.1904	-0.68	-0.53	0.53	262.2330	240.5659
Blood QC A	0.0781	0.0784	0.0782	-0.76	-0.13	0.26	261.0403	239.1222
High QC	0.4018	0.4082	0.4050	1.25	-0.79	0.79	262.5286	240.5540
Low QC	0.0791	0.0801	0.0796	-0.50	-0.63	0.63	262.4937	240.6383
DI Water	0.0000	0.0000	0.0000	-	-	-	270.3159	247.6357

Controls	Level	Target	Acceptance Range	
		Min	Max	
	High QC	0.4000	0.3800	0.4200
	Low QC	0.0800	0.0760	0.0840
	Blood QC A	0.0788	0.0749	0.0827
	Blood QC B	0.1917	0.1821	0.2013

Lab Number	Ethanol Obtained Value Alq1	Ethanol Obtained Value Alq2	Result	UM	% Difference FID & Average				IS Area Counts Alq1		IS Area Counts Alq2				
					FID1	FID2	FID1	FID2	FID1	FID2	FID1	FID2			
					Alq1 FID1	Alq1 FID2	Alq2 FID1	Alq2 FID2	FID1	FID2	FID1	FID2			
1	BCCL-22-1352 001	0.0000	0.0000	0.0000	0.0000	none detected									
2	BCCL-22-1353 001	0.0425	0.0425	0.0441	0.0443	0.043	0.006	-1.96	-1.96	1.73	2.19	266.4975	247.6430	259.4807	237.6678
3	BCCL-22-1373 001	0.1600	0.1600	0.1557	0.1569	0.158	0.023	1.17	1.17	-1.55	-0.79	266.2398	247.9062	260.4055	238.8425
4	BCCL-22-1389 001	0.0000	0.0000	0.0000	0.0000	none detected						273.0349	254.3627	257.9764	236.7154
5	BCCL-22-1403 001	0.1242	0.1245	0.1289	0.1300	0.126	0.018	-2.13	-1.89	1.58	2.44	271.4827	252.6019	256.8004	235.7111
6	BCCL-22-1456 001	0.2706	0.2711	0.2910	0.2944	0.281	0.040	-3.97	-3.79	3.27	4.48	271.0632	252.0427	268.8969	246.9746
7	BCCL-22-1482 001	0.1481	0.1487	0.1523	0.1539	0.150	0.022	-1.76	-1.36	1.03	2.09	257.7644	239.2166	255.3758	234.0263
8	BCCL-22-1508 001	0.1699	0.1703	0.1716	0.1727	0.171	0.025	-0.72	-0.48	0.28	0.92	252.6954	235.1918	259.6987	239.0091
9	BCCL-22-1555 001	0.0000	0.0000	0.0000	0.0000	none detected						263.8952	245.1139	261.9789	240.6723
10	BCCL-24-1058 003	0.1440	0.1447	0.1518	0.1529	0.148	0.021	-2.93	-2.46	2.33	3.07	259.7454	241.1523	260.4705	239.6124
11	BCCL-24-1059 001	0.2524	0.2533	0.2751	0.2780	0.263	0.030	-4.65	-4.31	3.93	5.02	270.2705	251.0135	254.1025	233.5571
12	BCCL-24-1060 001	0.2065	0.2069	0.2091	0.2113	0.208	0.030	-0.94	-0.74	0.31	1.37	263.6247	244.4372	252.1378	231.5130
13	BCCL-24-1062 001	0.0000	0.0000	0.0000	0.0000	none detected						264.7080	245.2278	261.2605	239.9154
14	BCCL-24-1075 001	0.0062	0.0065	0.0064	0.0066	none detected						259.7180	240.8963	255.5541	234.9511
15	BCCL-24-1076 001	0.1434	0.1440	0.1415	0.1426	0.142	0.020	0.37	0.79	-0.96	-0.19	263.0019	244.0486	252.9657	232.7456
16	BCCL-24-1090 003	0.0000	0.0000	0.0000	0.0000	none detected						257.4795	238.2433	264.8033	243.3170
17	BCCL-24-1091 001	0.1031	0.1037	0.0988	0.0994	0.101	0.015	1.83	2.42	-2.42	-1.83	252.4447	233.7363	250.3224	230.1658
18	BCCL-24-1092 001	0.2865	0.2886	0.2947	0.2979	0.291	0.042	-1.86	-1.14	0.95	2.05	260.7061	241.3515	256.8119	236.2337
19	BCCL-24-1100 001	0.1965	0.1972	0.2017	0.2039	0.199	0.029	-1.66	-1.31	0.94	2.04	262.1086	242.7997	255.4660	234.9767
20	BCCL-24-1101 001	0.0000	0.0000	0.0000	0.0000	none detected						259.9149	240.7178	255.9090	235.5089
21	BCCL-24-1105 001	0.1662	0.1670	0.1618	0.1628	0.164	0.024	1.06	1.55	-1.61	-1.00	239.7728	221.4140	264.0098	243.3711
22	BCCL-24-1106 001	0.1387	0.1395	0.1439	0.1448	0.141	0.020	-2.13	-1.57	1.53	2.17	257.2065	237.6247	251.1700	231.3407
23	BCCL-24-1166 001	0.0000	0.0000	0.0000	0.0000	none detected						261.7820	241.7605	242.2323	222.5809
24	BCCL-24-1167 001	0.0539	0.0539	0.0533	0.0536	0.053	0.008	0.42	0.42	-0.70	-0.14	258.1223	238.9204	263.3402	243.0436
25	BCCL-24-1189 005	0.1417	0.1428	0.1520	0.1530	0.147	0.021	-3.85	-3.10	3.14	3.82	261.4064	241.0133	259.2379	238.6773
26	BCCL-24-1195 001	0.0288	0.0290	0.0283	0.0283	0.028	0.004	0.70	1.40	-1.05	-1.05	264.4442	244.7677	264.6164	244.4498
27	BCCL-24-1196 001	0.1395	0.1399	0.1422	0.1428	0.141	0.020	-1.13	-0.85	0.78	1.20	264.4645	244.6725	266.2072	245.8999
28	BCCL-24-1197 001	0.1571	0.1579	0.1686	0.1694	0.163	0.023	-3.77	-3.28	3.28	3.77	268.2209	248.2357	258.8630	239.0212
29	BCCL-24-1208 001	0.2431	0.2452	0.2247	0.2272	0.235	0.034	3.42	4.32	-4.40	-3.34	265.6384	244.7617	259.6535	239.0784
30	BCCL-24-1209 001	0.1381	0.1396	0.1433	0.1441	0.141	0.020	-2.25	-1.19	1.43	2.00	263.1651	242.5662	260.7757	240.4930

IS -KB 7/24/2024

Blood QC A FID 1 and 2 area counts outside 10% of the calibrators average area count, area counts for cases must be within 10% of the average of calibrators but there is no area count acceptance criteria for controls so this batch is deemed acceptable -KB 6/27/2024

Kayla M. Baylor Digitally signed by Kayla M. Baylor
 Date: 2024.07.02 07:44:45 -05'00'



Brazoria County Crime Lab BAC Batch Information

Batch Name: BAC-20240626-KB Analyst: Kayla M. Bayler Instrument: BAC-1

	Lot:	Expiration:	Inventory Number:
Cal 1	<u>FN12272201</u>	<u>2/29/2028</u>	<u>5-23-5008I</u>
Cal 2	<u>FN03122112</u>	<u>3/31/2026</u>	<u>5-23-5002J</u>
Cal 3	<u>FN03172301</u>	<u>3/31/2028</u>	<u>5-23-5010C</u>
Cal 4	<u>FN03072301</u>	<u>3/31/2028</u>	<u>5-23-5011C</u>
Cal 5	<u>FN03132302</u>	<u>3/31/2028</u>	<u>5-23-5012B</u>
Cal 6	<u>FN03052102</u>	<u>3/31/2026</u>	<u>5-23-5013A</u>
Cal 7	<u>FN06262004</u>	<u>7/3/31/2025</u> <u>KB</u>	<u>5-23-5014D</u>
High QC	<u>30012020-A</u>	<u>1/31/2025</u>	<u>5-23-5015B</u>
Low QC	<u>517757</u>	<u>6/21/2025</u>	<u>5-24-5001B</u>
Blood QC A	<u>2401241</u>	<u>2/28/2028</u> <small>29 KB 7/5/2024</small>	<u>5-24-5002B</u>
Blood QC B	<u>2302120</u>	<u>5/31/2027</u>	<u>5-24-5003B</u>
Internal Standard	<u>N/A</u>	<u>9/13/2024</u>	<u>R-24-5001</u>
Pipette(s)	<u>5053, 205L</u>		

Comments:

KB
















BAC-20240626-KB BCCL ANALYTICAL WORKLIST

ANALYST: Kayla Baylor



Worklist ID: M6TV3JME7Z1YTE

Case #	Evid #	Evid Type	Service
BCCL-22-1352 	001	Blood	Alcohol
BCCL-22-1353 	001	Blood	Alcohol
BCCL-22-1373 	001	Blood	Alcohol
BCCL-22-1389 	001	Blood	Alcohol
BCCL-22-1403 	001	Blood	Alcohol
BCCL-22-1456 	001	Blood	Alcohol
BCCL-22-1482 	001	Blood	Alcohol
BCCL-22-1508 	001	Blood	Alcohol
BCCL-22-1555 	001	Blood	Alcohol
BCCL-24-1058 	003	Blood	Alcohol
BCCL-24-1059 	001	Blood	Alcohol
BCCL-24-1060 	001	Blood	Alcohol
BCCL-24-1062 	001	Blood	Alcohol

Case #	Evid #	Evid Type	Service
BCCL-24-1075 	001	Blood	Alcohol
BCCL-24-1076 	001	Blood	Alcohol
BCCL-24-1090 	003	Blood	Alcohol
BCCL-24-1091 	001	Blood	Alcohol
BCCL-24-1092 	001	Blood	Alcohol
BCCL-24-1100 	001	Blood	Alcohol
BCCL-24-1101 	001	Blood	Alcohol
BCCL-24-1105 	001	Blood	Alcohol
BCCL-24-1106 	001	Blood	Alcohol
BCCL-24-1166 	001	Blood	Alcohol
BCCL-24-1167 	001	Blood	Alcohol
BCCL-24-1189 	005	Blood	Alcohol
BCCL-24-1195 	001	Blood	Alcohol
BCCL-24-1196 	001	Blood	Alcohol
BCCL-24-1197 	001	Blood	Alcohol

BCCL-24-1208 001

BCCL-24-1209 001
6/25/2024



SEQUENCE PARAMETERS

Sequence : C:\CHEM32\1\SEQUENCE\2024\BAC_20240626_KB.S
Operator : Kayla M. Baylor
Data File Naming : Auto
Data Directory : C:\Chem32\1\Data\
Data Subdirectory : 2024
Barcode Reader : used in Sequence
Barcode option : On barcode mismatch inject anyway
Shutdown Cmd/Macro : LOADMETHOD "C:\Chem32\1\methods\","shutdown.M"
Sequence Comment :
Part of Methods to run: According to Runtime Checklist
Update Master Method (Data Analysis parameters): No

*sequence verified
6/26/2024 mh*

SEQUENCE TABLE:
=====

Line : 1
Location : 1
Sample Information :
Sample Name : 0.010 g/100mL Cal (24-1511)
Method Name : BAC
Sample Type : Calibration

Calibration Level : 1
=====

Line : 2
Location : 2
Sample Information :
Sample Name : 0.025 g/100mL Cal (24-1512)
Method Name : BAC
Sample Type : Calibration

Calibration Level : 2
=====

Line : 3
Location : 3
Sample Information :
Sample Name : 0.050 g/100mL Cal (24-1513)
Method Name : BAC
Sample Type : Calibration

Calibration Level : 3
=====

Line : 4
Location : 4
Sample Information :
Sample Name : 0.100 g/100mL Cal (24-1514)
Method Name : BAC
Sample Type : Calibration

KB

Calibration Level : 4

=====
Line : 5
Location : 5
Sample Information :
Sample Name : 0.200 g/100mL Cal (24-1515)
Method Name : BAC
Sample Type : Calibration

Calibration Level : 5

=====
Line : 6
Location : 6
Sample Information :
Sample Name : 0.400 g/100mL Cal (24-1516)
Method Name : BAC
Sample Type : Calibration

Calibration Level : 6

=====
Line : 7
Location : 7
Sample Information :
Sample Name : 0.500 g/100mL Cal (24-1517)
Method Name : BAC
Sample Type : Calibration

Calibration Level : 7

=====
Line : 8
Location : 8
Sample Information :
Sample Name : Negative (24-1518)
Method Name : BAC
Sample Type : Sample

=====
Line : 9
Location : 9
Sample Information :
Sample Name : High QC (24-1519)
Method Name : BAC
Sample Type : Sample

=====
Line : 10
Location : 10
Sample Information :

Sample Name : Low QC (24-1520)
Method Name : BAC
Sample Type : Sample

=====
Line : 11
Location : 11
Sample Information :
Sample Name : Blood QC A (24-1521)
Method Name : BAC
Sample Type : Sample

=====
Line : 12
Location : 12
Sample Information : Alq 1
Sample Name : BCCL-22-1352 001 (24-1522)
Method Name : BAC
Sample Type : Sample

=====
Line : 13
Location : 13
Sample Information : Alq 1
Sample Name : BCCL-22-1353 001 (24-1523)
Method Name : BAC
Sample Type : Sample

=====
Line : 14
Location : 14
Sample Information : Alq 1
Sample Name : BCCL-22-1373 001 (24-1524)
Method Name : BAC
Sample Type : Sample

=====
Line : 15
Location : 15
Sample Information : Alq 1
Sample Name : BCCL-22-1389 001 (24-1525)
Method Name : BAC
Sample Type : Sample

=====
Line : 16
Location : 16
Sample Information : Alq 1



Sample Name : BCCL-22-1403 001 (24-1526)
Method Name : BAC
Sample Type : Sample

Line : 17
Location : 17
Sample Information : Alq 1
Sample Name : BCCL-22-1456 001 (24-1527)
Method Name : BAC
Sample Type : Sample

Line : 18
Location : 18
Sample Information : Alq 1
Sample Name : BCCL-22-1482 001 (24-1528)
Method Name : BAC
Sample Type : Sample

Line : 19
Location : 19
Sample Information : Alq 1
Sample Name : BCCL-22-1508 001 (24-1529)
Method Name : BAC
Sample Type : Sample

Line : 20
Location : 20
Sample Information : Alq 1
Sample Name : BCCL-22-1555 001 (24-1530)
Method Name : BAC
Sample Type : Sample

Line : 21
Location : 21
Sample Information : Alq 1
Sample Name : BCCL-24-1058 003 (24-1531)
Method Name : BAC
Sample Type : Sample

Line : 22
Location : 22
Sample Information :

Sample Name : Blood QC B (24-1532)
Method Name : BAC
Sample Type : Sample

=====
Line : 23
Location : 23
Sample Information : Alq 1
Sample Name : BCCL-24-1059 001 (24-1533)
Method Name : BAC
Sample Type : Sample

=====
Line : 24
Location : 24
Sample Information : Alq 1
Sample Name : BCCL-24-1060 001 (24-1534)
Method Name : BAC
Sample Type : Sample

=====
Line : 25
Location : 25
Sample Information : Alq 1
Sample Name : BCCL-24-1062 001 (24-1535)
Method Name : BAC
Sample Type : Sample

=====
Line : 26
Location : 26
Sample Information : Alq 1
Sample Name : BCCL-24-1075 001 (24-1536)
Method Name : BAC
Sample Type : Sample

=====
Line : 27
Location : 27
Sample Information : Alq 1
Sample Name : BCCL-24-1076 001 (24-1537)
Method Name : BAC
Sample Type : Sample

=====
Line : 28
Location : 28
Sample Information : Alq 1

KB

Sample Name : BCCL-24-1090 003 (24-1538)
Method Name : BAC
Sample Type : Sample

=====
Line : 29
Location : 29
Sample Information : Alq 1
Sample Name : BCCL-24-1091 001 (24-1539)
Method Name : BAC
Sample Type : Sample

=====
Line : 30
Location : 30
Sample Information : Alq 1
Sample Name : BCCL-24-1092 001 (24-1540)
Method Name : BAC
Sample Type : Sample

=====
Line : 31
Location : 31
Sample Information : Alq 1
Sample Name : BCCL-24-1100 001 (24-1541)
Method Name : BAC
Sample Type : Sample

=====
Line : 32
Location : 32
Sample Information : Alq 1
Sample Name : BCCL-24-1101 001 (24-1542)
Method Name : BAC
Sample Type : Sample

=====
Line : 33
Location : 33
Sample Information :
Sample Name : Blood QC A (24-1543)
Method Name : BAC
Sample Type : Sample

=====
Line : 34
Location : 34
Sample Information : Alq 1

KB

Sample Name : BCCL-24-1105 001 (24-1544)
Method Name : BAC
Sample Type : Sample

=====
Line : 35
Location : 35
Sample Information : Alq 1
Sample Name : BCCL-24-1106 001 (24-1545)
Method Name : BAC
Sample Type : Sample

=====
Line : 36
Location : 36
Sample Information : Alq 1
Sample Name : BCCL-24-1166 001 (24-1546)
Method Name : BAC
Sample Type : Sample

=====
Line : 37
Location : 37
Sample Information : Alq 1
Sample Name : BCCL-24-1167 001 (24-1547)
Method Name : BAC
Sample Type : Sample

=====
Line : 38
Location : 38
Sample Information : Alq 1
Sample Name : BCCL-24-1189 005 (24-1548)
Method Name : BAC
Sample Type : Sample

=====
Line : 39
Location : 39
Sample Information : Alq 1
Sample Name : BCCL-24-1195 001 (24-1549)
Method Name : BAC
Sample Type : Sample

=====
Line : 40
Location : 40
Sample Information : Alq 1

KB

Sample Name : BCCL-24-1196 001 (24-1550)
Method Name : BAC
Sample Type : Sample

Line : 41
Location : 41
Sample Information : Alq 1
Sample Name : BCCL-24-1197 001 (24-1551)
Method Name : BAC
Sample Type : Sample

Line : 42
Location : 42
Sample Information : Alq 1
Sample Name : BCCL-24-1208 001 (24-1552)
Method Name : BAC
Sample Type : Sample

Line : 43
Location : 43
Sample Information : Alq 1
Sample Name : BCCL-24-1209 001 (24-1553)
Method Name : BAC
Sample Type : Sample

Line : 44
Location : 44
Sample Information :
Sample Name : Blood QC B (24-1554)
Method Name : BAC
Sample Type : Sample

Line : 45
Location : 45
Sample Information : Alq 2
Sample Name : BCCL-24-1209 001 (24-1555)
Method Name : BAC
Sample Type : Sample

Line : 46
Location : 46
Sample Information : Alq 2

KB

Sample Name : BCCL-24-1208 001 (24-1556)
Method Name : BAC
Sample Type : Sample

Line : 47
Location : 47
Sample Information : Alq 2
Sample Name : BCCL-24-1197 001 (24-1557)
Method Name : BAC
Sample Type : Sample

Line : 48
Location : 48
Sample Information : Alq 2
Sample Name : BCCL-24-1196 001 (24-1558)
Method Name : BAC
Sample Type : Sample

Line : 49
Location : 49
Sample Information : Alq 2
Sample Name : BCCL-24-1195 001 (24-1559)
Method Name : BAC
Sample Type : Sample

Line : 50
Location : 50
Sample Information : Alq 2
Sample Name : BCCL-24-1189 005 (24-1560)
Method Name : BAC
Sample Type : Sample

Line : 51
Location : 51
Sample Information : Alq 2
Sample Name : BCCL-24-1167 001 (24-1561)
Method Name : BAC
Sample Type : Sample

Line : 52
Location : 52
Sample Information : Alq 2

KB

Sample Name : BCCL-24-1166 001 (24-1562)
Method Name : BAC
Sample Type : Sample

=====
Line : 53
Location : 53
Sample Information : Alq 2
Sample Name : BCCL-24-1106 001 (24-1563)
Method Name : BAC
Sample Type : Sample

=====
Line : 54
Location : 54
Sample Information : Alq 2
Sample Name : BCCL-24-1105 001 (24-1564)
Method Name : BAC
Sample Type : Sample

=====
Line : 55
Location : 55
Sample Information :
Sample Name : Blood QC A (24-1565)
Method Name : BAC
Sample Type : Sample

=====
Line : 56
Location : 56
Sample Information : Alq 2
Sample Name : BCCL-24-1101 001 (24-1566)
Method Name : BAC
Sample Type : Sample

=====
Line : 57
Location : 57
Sample Information : Alq 2
Sample Name : BCCL-24-1100 001 (24-1567)
Method Name : BAC
Sample Type : Sample

=====
Line : 58
Location : 58
Sample Information : Alq 2

KB

Sample Name : BCCL-24-1092 001 (24-1568)
Method Name : BAC
Sample Type : Sample

=====
Line : 59
Location : 59
Sample Information : Alq 2
Sample Name : BCCL-24-1091 001 (24-1569)
Method Name : BAC
Sample Type : Sample

=====
Line : 60
Location : 60
Sample Information : Alq 2
Sample Name : BCCL-24-1090 003 (24-1570)
Method Name : BAC
Sample Type : Sample

=====
Line : 61
Location : 61
Sample Information : Alq 2
Sample Name : BCCL-24-1076 001 (24-1571)
Method Name : BAC
Sample Type : Sample

=====
Line : 62
Location : 62
Sample Information : Alq 2
Sample Name : BCCL-24-1075 001 (24-1572)
Method Name : BAC
Sample Type : Sample

=====
Line : 63
Location : 63
Sample Information : Alq 2
Sample Name : BCCL-24-1062 001 (24-1573)
Method Name : BAC
Sample Type : Sample

=====
Line : 64
Location : 64
Sample Information : Alq 2

KB

Sample Name : BCCL-24-1060 001 (24-1574)
Method Name : BAC
Sample Type : Sample

=====
Line : 65
Location : 65
Sample Information : Alq 2
Sample Name : BCCL-24-1059 001 (24-1575)
Method Name : BAC
Sample Type : Sample

=====
Line : 66
Location : 66
Sample Information :
Sample Name : Blood QC B (24-1576)
Method Name : BAC
Sample Type : Sample

=====
Line : 67
Location : 67
Sample Information : Alq 2
Sample Name : BCCL-24-1058 003 (24-1577)
Method Name : BAC
Sample Type : Sample

=====
Line : 68
Location : 68
Sample Information : Alq 2
Sample Name : BCCL-22-1555 001 (24-1578)
Method Name : BAC
Sample Type : Sample

=====
Line : 69
Location : 69
Sample Information : Alq 2
Sample Name : BCCL-22-1508 001 (24-1579)
Method Name : BAC
Sample Type : Sample

=====
Line : 70
Location : 70
Sample Information : Alq 2

KB

Sample Name : BCCL-22-1482 001 (24-1580)
Method Name : BAC
Sample Type : Sample

=====
Line : 71
Location : 71
Sample Information : Alq 2
Sample Name : BCCL-22-1456 001 (24-1581)
Method Name : BAC
Sample Type : Sample

=====
Line : 72
Location : 72
Sample Information : Alq 2
Sample Name : BCCL-22-1403 001 (24-1582)
Method Name : BAC
Sample Type : Sample

=====
Line : 73
Location : 73
Sample Information : Alq 2
Sample Name : BCCL-22-1389 001 (24-1583)
Method Name : BAC
Sample Type : Sample

=====
Line : 74
Location : 74
Sample Information : Alq 2
Sample Name : BCCL-22-1373 001 (24-1584)
Method Name : BAC
Sample Type : Sample

=====
Line : 75
Location : 75
Sample Information : Alq 2
Sample Name : BCCL-22-1353 001 (24-1585)
Method Name : BAC
Sample Type : Sample

=====
Line : 76
Location : 76
Sample Information : Alq 2

KB

Sample Name : BCCL-22-1352 001 (24-1586)
Method Name : BAC
Sample Type : Sample

=====
Line : 77
Location : 77
Sample Information :
Sample Name : Blood QC A (24-1587)
Method Name : BAC
Sample Type : Sample

=====
Line : 78
Location : 78
Sample Information :
Sample Name : High QC (24-1588)
Method Name : BAC
Sample Type : Sample

=====
Line : 79
Location : 79
Sample Information :
Sample Name : Low (24-1589)
Method Name : BAC
Sample Type : Sample

=====
Line : 80
Location : 80
Sample Information :
Sample Name : DI Water (24-1590)
Method Name : BAC
Sample Type : Sample

KB

Method Information

Method: C:\Chem32\1\Methods\BAC.M
Modified: 2/14/2024 at 8:32:23 AM

Run Time Checklist

Pre-Run Cmd/Macro: off
Data Acquisition: on
Standard Data Analysis: on
Customized Data Analysis: off
Save GLP Data: off
Post-Run Cmd/Macro: off
Save Method with Data: on

Injection Source and Location

Injection Source: HS 10.11.30.56
Injection Location: GC Front

=====
Agilent 7697A
=====

Agilent 7697A

Instrument Info

Address: 10.11.30.56
Serial Number: CN18320011
Firmware Revision: A.01.08

Instrument Settings

Vial Pressurization Gas: Helium
Loop Size (mL): 1
Keyboard Lock: ON
Transfer Line Type: Fused Silica
Transfer Line Diameter (mm): 0.53

System Configuration

Carrier Control: GC Instrument

Resource Conservation

Vial Standby Flow (mL/min): 20

Temperature Settings:

Oven Temperature (°C): 70
Loop Temperature (°C): 70
Transfer Line Temperature (°C): 90

Timing Settings:

Vial Equilibration (min): 7.00
Injection Duration (min): 0.50
GC Cycle Time (min): 4.50

Vial and Loop Settings:

Vial Size: 20
Vial Shaking: OFF
Fill Mode: Default
Fill Pressure (psi): 10
Loop Fill Mode: Custom
Loop Ramp Rate (psi/min): 30
Loop Final Pressure (psi): 1
Loop Equilibration Time: 0.05

Carrier Settings:

Carrier Control Mode: GC controls Carrier

Advanced Settings:

Extraction Mode: Single Extraction
Vent After Extraction: ON
Post Injection Purge: 200 mL/min for 3 min
Acceptable Leak Check: Default, 0.2mL/min
Barcode Symbology: Enable All
Barcode Checksum: OFF

=====
Agilent 7890A
=====

GC

GC Summary

Run Time 4 min
Post Run Time 0 min

Oven

Equilibration Time 3 min
Max Temperature 260 °C
Maximum Temperature Override Disabled
Slow Fan Disabled
Temperature
Setpoint On
(Initial) 40 °C
Hold Time 4 min
Post Run 50 °C

Front SS Inlet He

Mode Split
Heater On 110 °C
Pressure On 24 psi
Total Flow On 79.947 mL/min
Septum Purge Flow On 3 mL/min
Gas Saver Off
Split Ratio 10 :1
Split Flow 69.952 mL/min

Column

Column Outlet Pressure 0 psi
Column #1
Column Information Agilent 123-9134
DB-ALC1
Temperature Range -60 °C-260 °C (260 °C)
Dimensions 30 m x 320 µm x 1.8 µm
In Front SS Inlet He
Out Front Detector FID
(Initial) 40 °C
Pressure 24 psi
Flow 6.9952 mL/min
Average Velocity 80.325 cm/sec
Holdup Time 0.62247 min
Pressure
Setpoint On
(Initial) 24 psi
Post Run 9.4366 psi

Column #2

Column Information Agilent 123-9234
DB-ALC2
Temperature Range -60 °C-260 °C (260 °C)

Dimensions	30 m x 320 µm x 1.2 µm
In	Front SS Inlet He
Out	Back Detector FID
(Initial)	40 °C
Pressure	24 psi
Flow	7.1019 mL/min
Average Velocity	80.935 cm/sec
Holdup Time	0.61778 min
Pressure	
Setpoint	On
(Initial)	24 psi
Post Run	9.4366 psi

Front Detector FID

Makeup	N2
Heater	On 250 °C
H2 Flow	On 30 mL/min
Air Flow	On 400 mL/min
Makeup Flow	On 25 mL/min
Carrier Gas Flow Correction	Does not affect Makeup or Fuel Flow
Flame	On

Back Detector FID

Makeup	N2
Column Compensation	Signal is modified by Column Compensation Curve #2
Heater	On 250 °C
H2 Flow	On 30 mL/min
Air Flow	On 400 mL/min
Makeup Flow	On 25 mL/min
Carrier Gas Flow Correction	Does not affect Makeup or Fuel Flow
Flame	On

Aux EPC 1,2,3

Aux EPC 1 He	***Excluded from Affecting GC's Readiness State***
Pressure	
Setpoint	Off
(Initial)	10 psi
Post Run	0 psi

Aux EPC 2 He

Aux EPC 2 He	***Excluded from Affecting GC's Readiness State***
Pressure	
Setpoint	Off
(Initial)	10 psi
Post Run	0 psi

Aux EPC 3 He

Aux EPC 3 He	***Excluded from Affecting GC's Readiness State***
Pressure	
Setpoint	Off
(Initial)	10 psi
Post Run	0 psi

Signals

Signal #1: Front Signal

Description Front Signal
Details Front Signal (FID)
Save On
Data Rate 20 Hz

Signal #2: Back Signal

Description Back Signal
Details Back Signal (FID)
Save On
Data Rate 20 Hz

Signal #3: Test Plot

Description Test Plot
Details
Save Off
Data Rate 50 Hz

Signal #4: Test Plot

Description Test Plot
Details
Save Off
Data Rate 50 Hz

The Data Analysis Parameters of the used Method are :

=====
Integration Events
=====

Non signal specific Integration Events

Event	Value
Tangent Skim Mode	Standard
Tail Peak Skim Height Ratio	0.000
Front Peak Skim Height Ratio	0.000
Skim Valley Ratio	20.000
Baseline Correction	Classical
Peak to Valley Ratio	500.000

Default Integration Event Table "Event"

Event	Value	Time
Initial Slope Sensitivity	1.000	Initial
Initial Peak Width	0.040	Initial
Initial Area Reject	1.000	Initial
Initial Height Reject	1.700	Initial
Initial Shoulders	OFF	Initial

Detector Default Integration Event Table "Event_ADC"

Event	Value	Time
Initial Slope Sensitivity	20.000	Initial
Initial Peak Width	0.040	Initial
Initial Area Reject	1.000	Initial
Initial Height Reject	1.000	Initial
Initial Shoulders	OFF	Initial

Detector Default Integration Event Table "Event_TCD"

Event	Value	Time
Initial Slope Sensitivity	100.000	Initial
Initial Peak Width	0.040	Initial
Initial Area Reject	1.000	Initial
Initial Height Reject	1.000	Initial
Initial Shoulders	OFF	Initial
Solvent Peak Slope	250000.000	0.000

Detector Default Integration Event Table "Event_ECD"

Event	Value	Time
Initial Slope Sensitivity	100.000	Initial
Initial Peak Width	0.080	Initial
Initial Area Reject	1.000	Initial
Initial Height Reject	1.000	Initial
Initial Shoulders	OFF	Initial
Solvent Peak Slope	0.000	0.000

Detector Default Integration Event Table "Event_NPD"

Event	Value	Time
Initial Slope Sensitivity	500.000	Initial
Initial Peak Width	0.040	Initial
Initial Area Reject	1.000	Initial
Initial Height Reject	1.000	Initial
Initial Shoulders	OFF	Initial
Solvent Peak Slope	0.000	0.000

Detector Default Integration Event Table "Event_FPD"

Event	Value	Time
Initial Slope Sensitivity	50.000	Initial
Initial Peak Width	0.040	Initial
Initial Area Reject	1.000	Initial
Initial Height Reject	1.000	Initial
Initial Shoulders	OFF	Initial
Solvent Peak Slope	0.000	0.000

Detector Default Integration Event Table "Event_uECD"

Event	Value	Time
Initial Slope Sensitivity	500.000	Initial
Initial Peak Width	0.080	Initial
Initial Area Reject	1.000	Initial
Initial Height Reject	1.000	Initial
Initial Shoulders	OFF	Initial
Solvent Peak Slope	0.000	0.000

Detector Default Integration Event Table "Event_FID"

Event	Value	Time
Initial Slope Sensitivity	50.000	Initial
Initial Peak Width	0.040	Initial
Initial Area Reject	2.000	Initial
Initial Height Reject	2.000	Initial
Initial Shoulders	OFF	Initial

Apply Method's Manual Integration Events: No

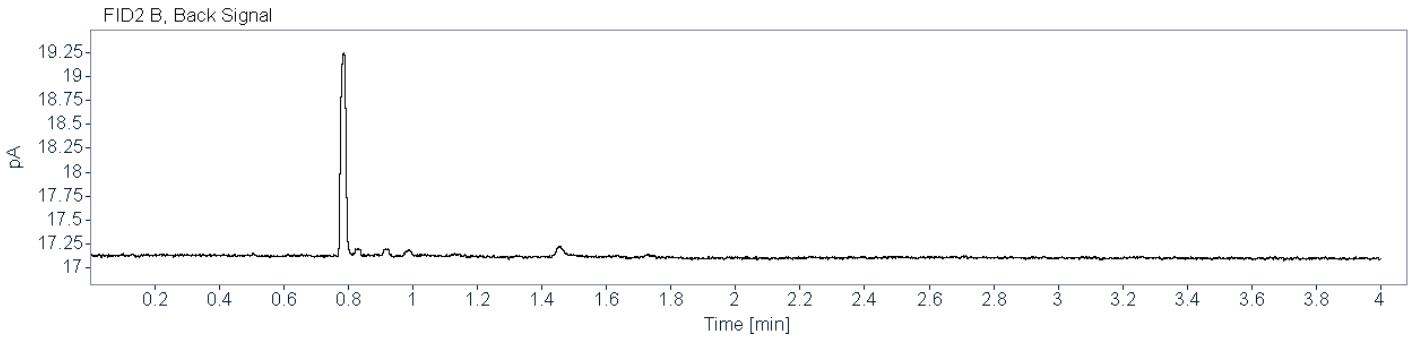
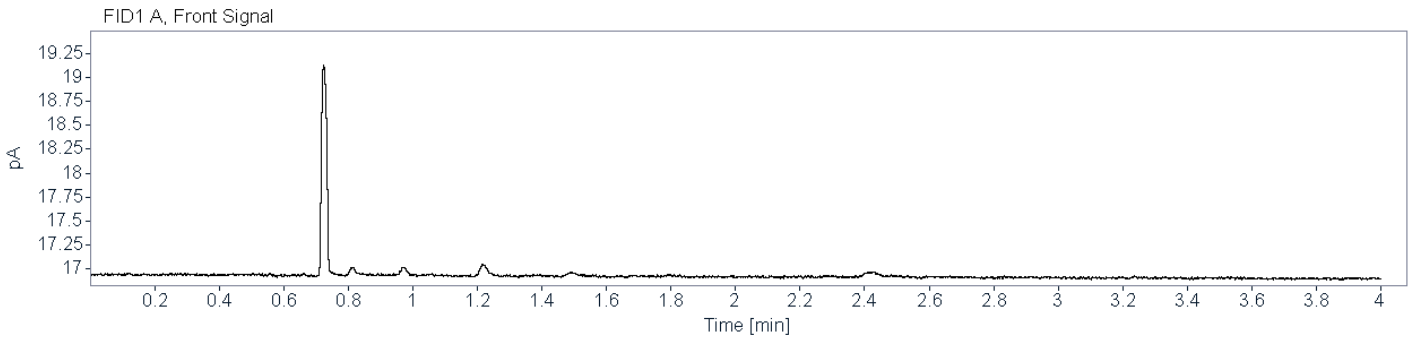


Brazoria County Sheriff's Office Crime Lab

Toxicology

Ethanol Analysis

Sample Name: Air **Description:** **Sample Barcode** **Vial Number:** 1
Instrument: BAC 1 **Acq. Method:** BAC.M **Injection Date:** 6/26/2024 9:08:11 AM
Data File: C:\Chem32\1\Data\2024\BAC_20240626PC_KB 2024-06-26 08-58-13\001F0101.D



=====
Calibration Table
=====

General Calibration Setting

Calib. Data Modified : 6/27/2024 8:39:23 AM
Signals calculated separately : No

Rel. Reference Window : 2.000 %
Abs. Reference Window : 0.000 min
Rel. Non-ref. Window : 2.000 %
Abs. Non-ref. Window : 0.000 min
Uncalibrated Peaks : not reported
Partial Calibration : Yes, identified peaks are recalibrated
Correct All Ret. Times: No, only for identified peaks

Curve Type : Linear
Origin : Ignored
Weight : Linear (Resp)

Recalibration Settings:
Average Response : Average all calibrations
Average Retention Time: Floating Average New 75%

Calibration Report Options :
Printout of recalibrations within a sequence:
 Calibration Table after Recalibration
 Normal Report after Recalibration
If the sequence is done with bracketing:
 Results of first cycle (ending previous bracket)

Sample ISTD Information:

ISTD #	ISTD Amount [g/100 mL]	Name
1	1.00000e-2	n-Propanol
2	1.00000e-2	n-Propanol

Signal Details

Signal 1: FID1 A, Front Signal
Signal 2: FID2 B, Back Signal

Overview Table

RT	Sig	Lvl	Amount [g/100 mL]	Area	Rsp.Factor	Ref	ISTD #	Compound
1.209	1	1	1.00000e-2	13.91592	7.18601e-4	No	No 1	Ethanol
		2	2.50000e-2	36.18721	6.90852e-4			
		3	5.00000e-2	74.00400	6.75639e-4			
		4	1.00000e-1	147.78873	6.76642e-4			
		5	2.00000e-1	265.66412	7.52830e-4			
		6	4.00000e-1	600.83453	6.65741e-4			
		7	5.00000e-1	743.82343	6.72203e-4			
1.453	2	1	1.00000e-2	13.04927	7.66327e-4	No	No 2	Ethanol
		2	2.50000e-2	33.83093	7.38969e-4			
		3	5.00000e-2	69.39332	7.20530e-4			
		4	1.00000e-1	139.73268	7.15652e-4			
		5	2.00000e-1	250.76801	7.97550e-4			
		6	4.00000e-1	568.42712	7.03696e-4			
		7	5.00000e-1	704.37512	7.09849e-4			
2.023	1	1	1.00000e-2	262.42233	3.81065e-5	No	Yes 1	n-Propanol
		2	1.00000e-2	267.22018	3.74223e-5			
		3	1.00000e-2	267.65039	3.73622e-5			
		4	1.00000e-2	267.41531	3.73950e-5			
		5	1.00000e-2	236.73509	4.22413e-5			
		6	1.00000e-2	266.20065	3.75656e-5			
		7	1.00000e-2	260.82324	3.83401e-5			
2.621	2	1	1.00000e-2	245.56053	4.07232e-5	No	Yes 2	n-Propanol
		2	1.00000e-2	249.92514	4.00120e-5			
		3	1.00000e-2	249.87160	4.00206e-5			
		4	1.00000e-2	249.69022	4.00496e-5			
		5	1.00000e-2	220.44481	4.53628e-5			
		6	1.00000e-2	247.95282	4.03303e-5			
		7	1.00000e-2	243.02980	4.11472e-5			

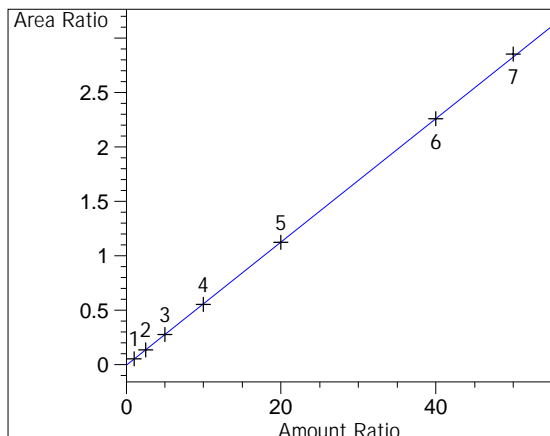
Peak Sum Table

No Entries in table

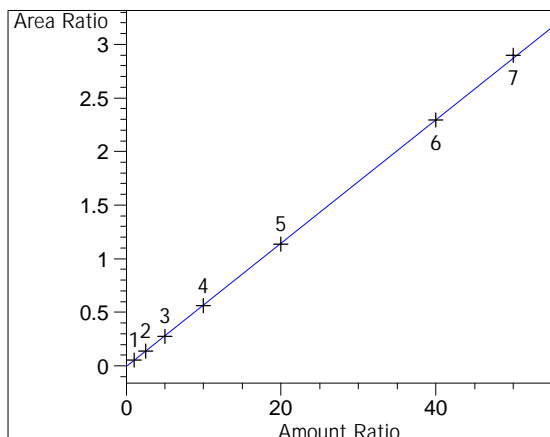
1 Warnings or Errors :

Warning : Curve requires more calibration points., (n-Propanol)

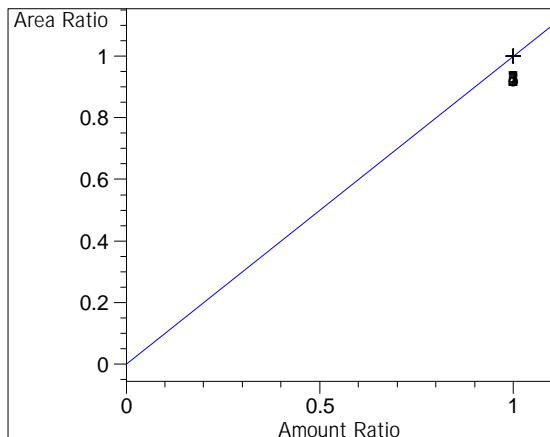
=====
 Calibration Curves
 =====



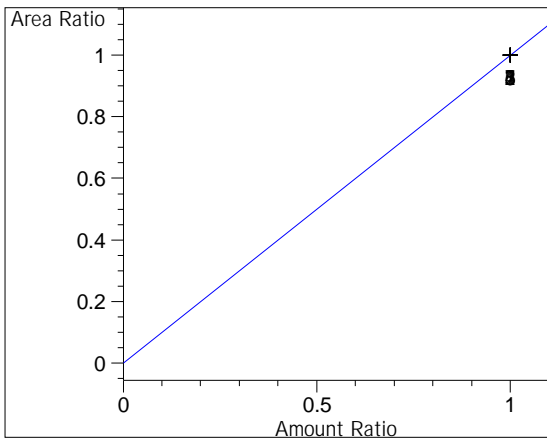
Ethanol at exp. RT: 1.209
 FID1 A, Front Signal
 Correlation: 0.99996
 Residual Std. Dev.: 0.01149
 Formula: $y = mx + b$
 m: 5.66941e-2
 b: -5.27597e-3
 x: Amount Ratio
 y: Area Ratio
 Calibration Level Weights:
 Level 1 : 1
 Level 2 : 0.391584
 Level 3 : 0.191789
 Level 4 : 0.095952
 Level 5 : 0.047254
 Level 6 : 0.023494
 Level 7 : 0.018595



Ethanol at exp. RT: 1.453
 FID2 B, Back Signal
 Correlation: 0.99995
 Residual Std. Dev.: 0.01291
 Formula: $y = mx + b$
 m: 5.75944e-2
 b: -6.75727e-3
 x: Amount Ratio
 y: Area Ratio
 Calibration Level Weights:
 Level 1 : 1
 Level 2 : 0.392576
 Level 3 : 0.191349
 Level 4 : 0.094958
 Level 5 : 0.046715
 Level 6 : 0.02318
 Level 7 : 0.018335



n-Propanol at exp. RT: 2.023
 FID1 A, Front Signal
 Correlation: 1.00000
 Residual Std. Dev.: 0.00000
 Formula: $y = mx + b$
 m: 1.00000
 b: 0.00000
 x: Amount Ratio
 y: Area Ratio
 Calibration Level Weights:
 Level 1 : 1
 Level 2 : 1
 Level 3 : 1
 Level 4 : 1
 Level 5 : 1
 Level 6 : 1
 Level 7 : 1



n-Propanol at exp. RT: 2.621

FID2 B, Back Signal

Correlation: 1.00000

Residual Std. Dev.: 0.00000

Formula: $y = mx + b$

m: 1.00000

b: 0.00000

x: Amount Ratio

y: Area Ratio

Calibration Level Weights:

Level 1 : 1

Level 2 : 1

Level 3 : 1

Level 4 : 1

Level 5 : 1

Level 6 : 1

Level 7 : 1

=====

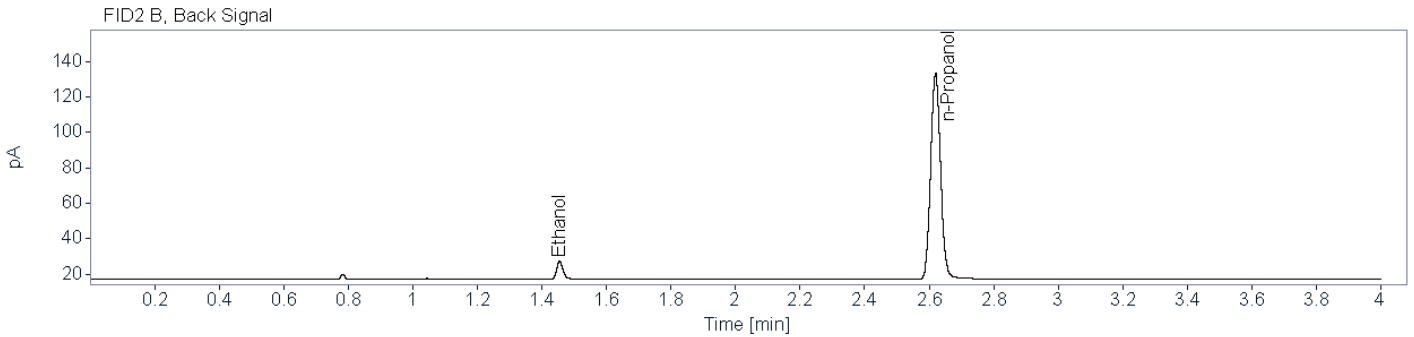
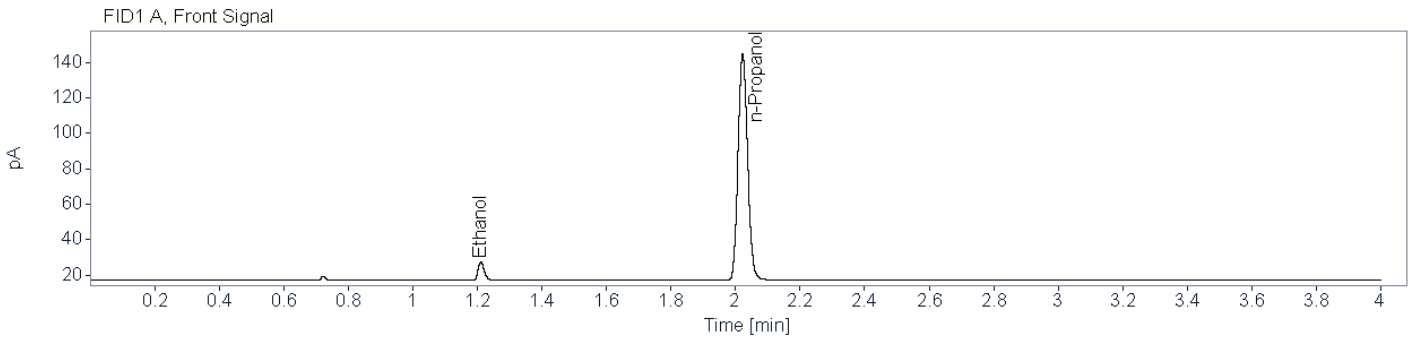


Brazoria County Sheriff's Office Crime Lab

Toxicology

Ethanol Analysis

Sample Name: 0.010 g/100mL Cal (24-1511) **Description:** **Sample Barcode:** 24-1511 **Vial Number:** 1
Instrument: BAC 1 **Acq. Method:** BAC.M **Injection Date:** 6/26/2024 12:20:52 PM
Data File: C:\Chem32\1\Data\2024\BAC_20240626_KB 2024-06-26 12-10-32\001F0101.D



Name FID1A

Compound	Peak Symmetry	RT [min]	Expected RT[min]	Area	Concentration [g/100 mL]
Ethanol	0.80379	1.211	1.211	13.9159	0.0103
n-Propanol	0.87127	2.022	2.022	262.4223	0.0100

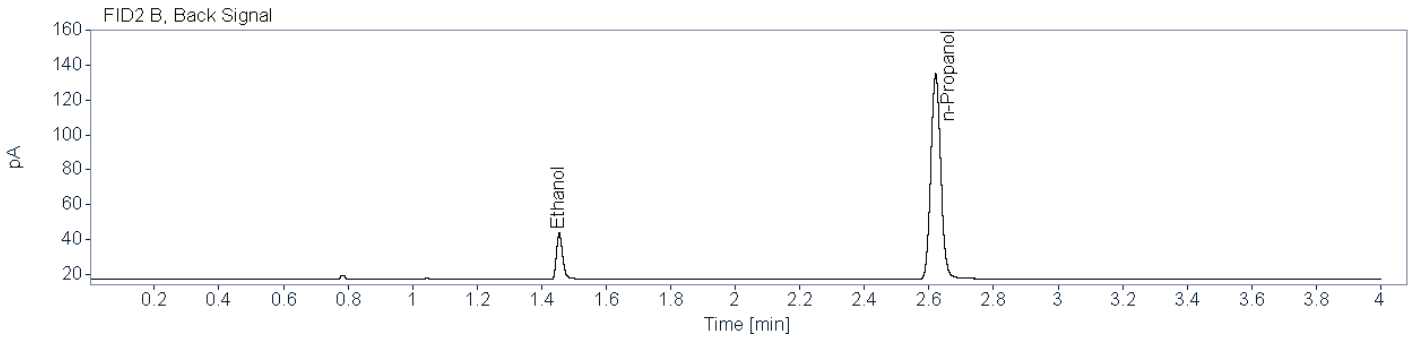
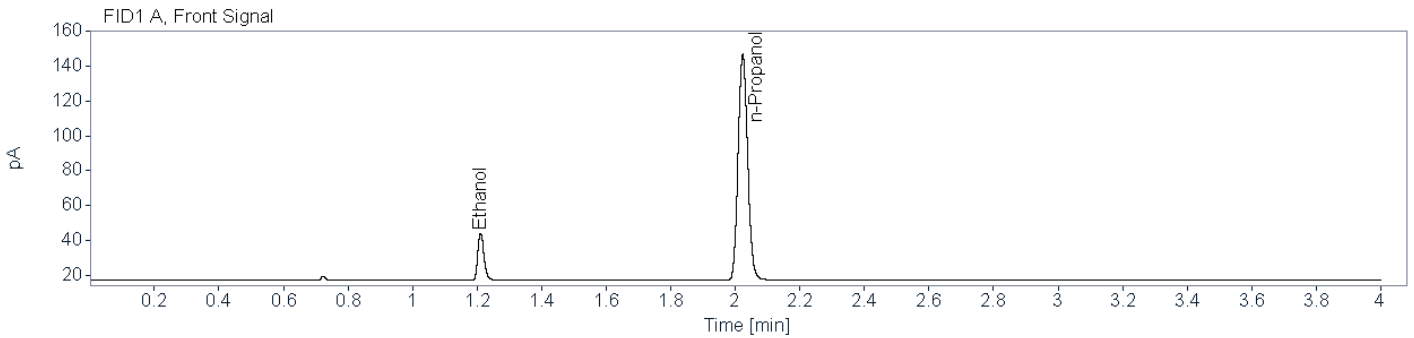
Name FID2B

Compound	Peak Symmetry	RT [min]	Expected RT[min]	Area	Concentration [g/100 mL]
Ethanol	0.77674	1.455	1.455	13.0493	0.0104
n-Propanol	0.90944	2.620	2.620	245.5605	0.0100



Brazoria County Sheriff's Office Crime Lab
Toxicology
Ethanol Analysis

Sample Name: 0.025 g/100mL Cal (24-1512) **Description:** **Sample Barcode** 24-1512 **Vial Number:** 2
Instrument: BAC 1 **Acq. Method:** BAC.M **Injection Date:** 6/26/2024 12:25:36 PM
Data File: C:\Chem32\1\Data\2024\BAC_20240626_KB 2024-06-26 12-10-32\002F0201.D



Name FID1A

Compound	Peak Symmetry	RT [min]	Expected RT[min]	Area	Concentration [g/100 mL]
Ethanol	0.81261	1.211	1.211	36.1872	0.0248
n-Propanol	0.87515	2.023	2.023	267.2202	0.0100

Name FID2B

Compound	Peak Symmetry	RT [min]	Expected RT[min]	Area	Concentration [g/100 mL]
Ethanol	0.78372	1.455	1.455	33.8309	0.0247
n-Propanol	0.91393	2.621	2.621	249.9251	0.0100

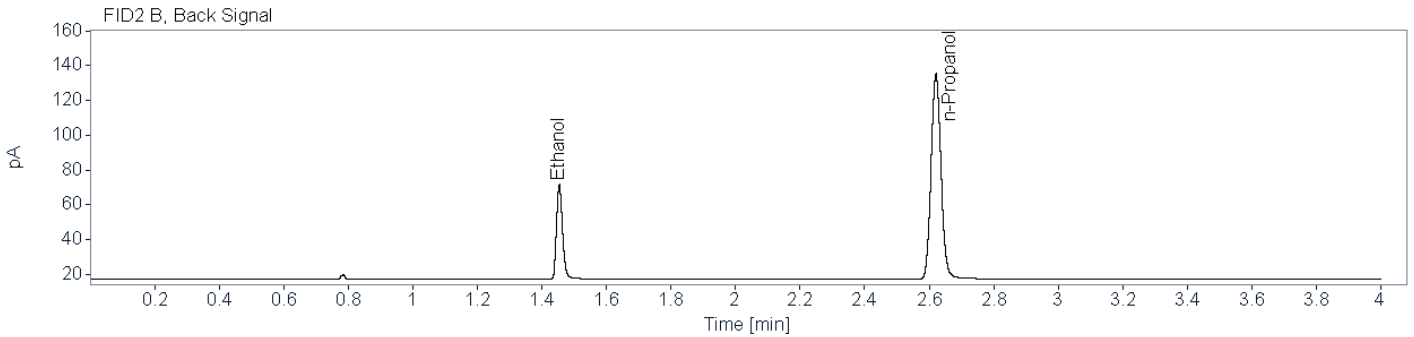
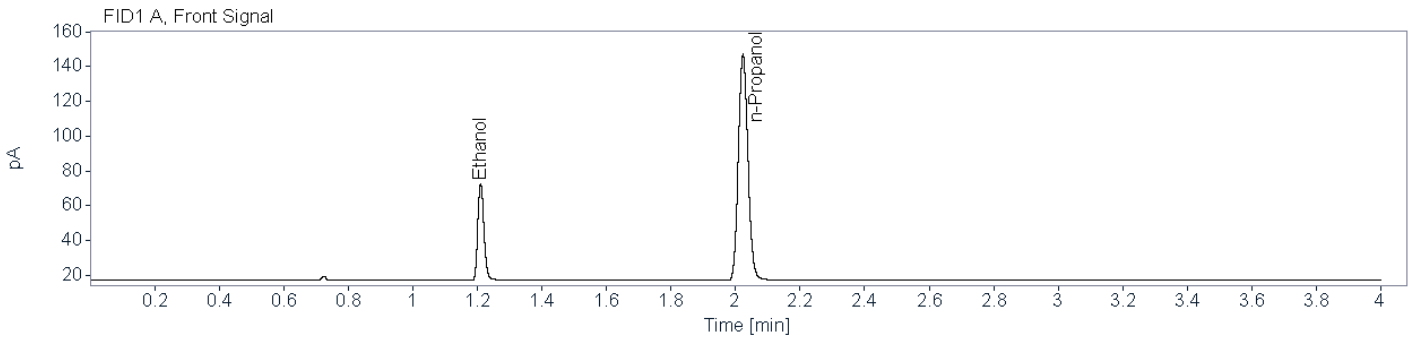


Brazoria County Sheriff's Office Crime Lab

Toxicology

Ethanol Analysis

Sample Name: 0.050 g/100mL Cal (24-1513) **Description:** **Sample Barcode:** 24-1513 **Vial Number:** 3
Instrument: BAC 1 **Acq. Method:** BAC.M **Injection Date:** 6/26/2024 12:31:16 PM
Data File: C:\Chem32\1\Data\2024\BAC_20240626_KB 2024-06-26 12-10-32\003F0301.D



Name FID1A

Compound	Peak Symmetry	RT [min]	Expected RT[min]	Area	Concentration [g/100 mL]
Ethanol	0.82252	1.210	1.210	74.0040	0.0497
n-Propanol	0.86852	2.023	2.023	267.6504	0.0100

Name FID2B

Compound	Peak Symmetry	RT [min]	Expected RT[min]	Area	Concentration [g/100 mL]
Ethanol	0.79365	1.454	1.454	69.3933	0.0494
n-Propanol	0.89943	2.621	2.621	249.8716	0.0100

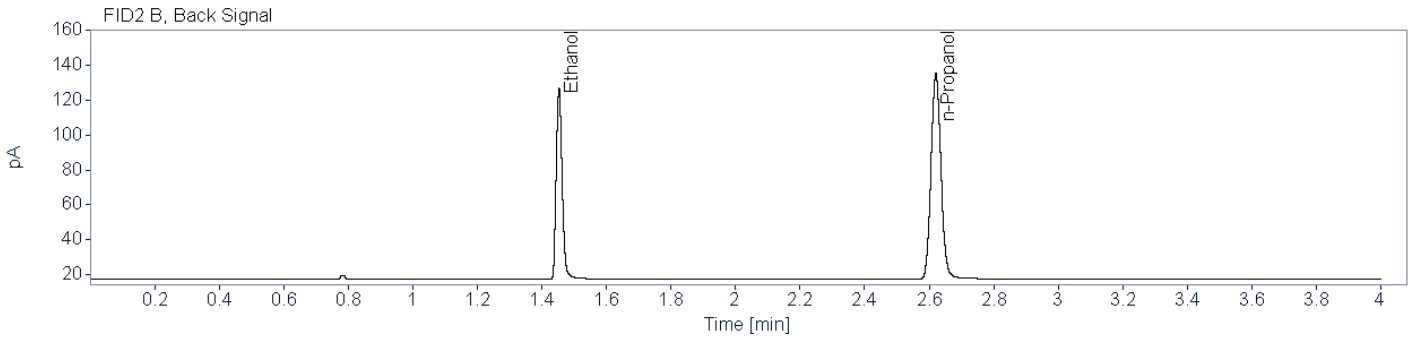
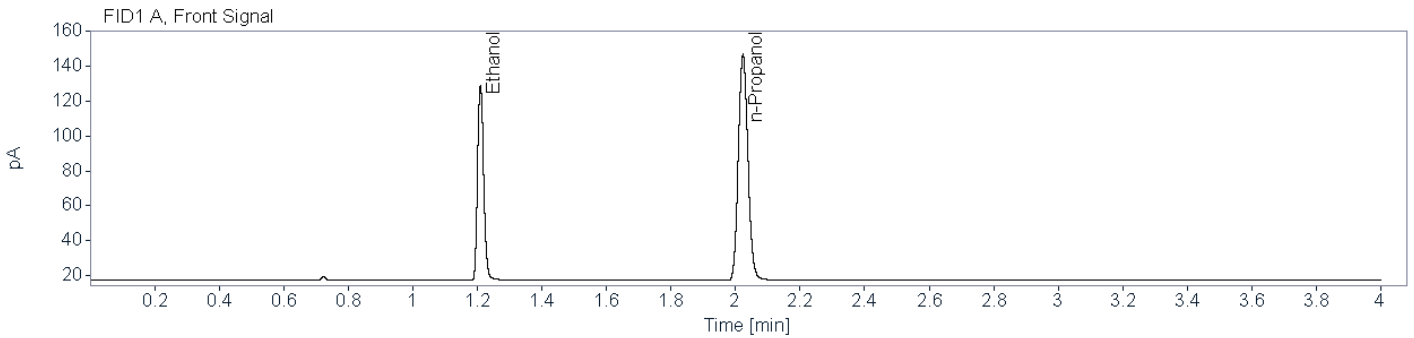


Brazoria County Sheriff's Office Crime Lab

Toxicology

Ethanol Analysis

Sample Name: 0.100 g/100mL Cal (24-1514) **Description:** **Sample Barcode:** 24-1514 **Vial Number:** 4
Instrument: BAC 1 **Acq. Method:** BAC.M **Injection Date:** 6/26/2024 12:36:00 PM
Data File: C:\Chem32\1\Data\2024\BAC_20240626_KB 2024-06-26 12-10-32\004F0401.D



Name FID1A

Compound	Peak Symmetry	RT [min]	Expected RT[min]	Area	Concentration [g/100 mL]
Ethanol	0.82447	1.210	1.210	147.7887	0.0984
n-Propanol	0.87176	2.023	2.023	267.4153	0.0100

Name FID2B

Compound	Peak Symmetry	RT [min]	Expected RT[min]	Area	Concentration [g/100 mL]
Ethanol	0.81540	1.453	1.453	139.7327	0.0983
n-Propanol	0.89860	2.621	2.621	249.6902	0.0100

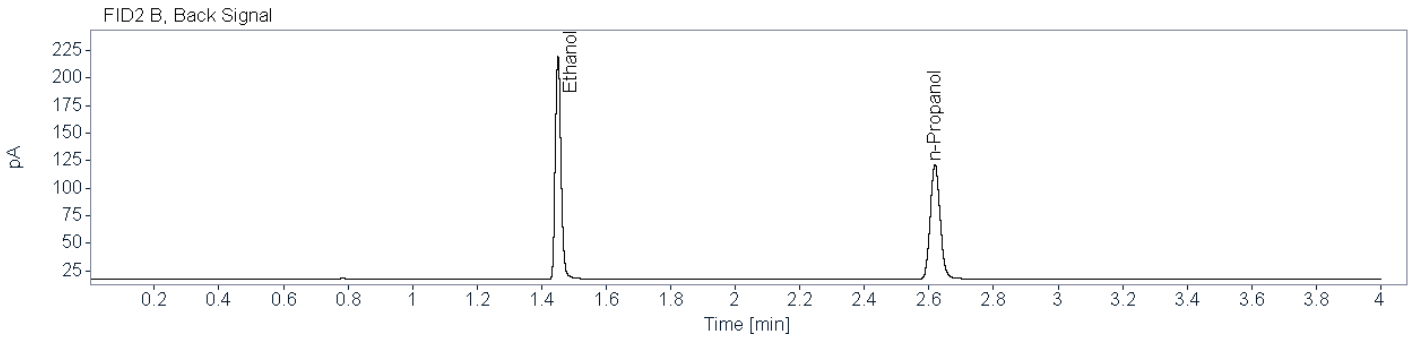
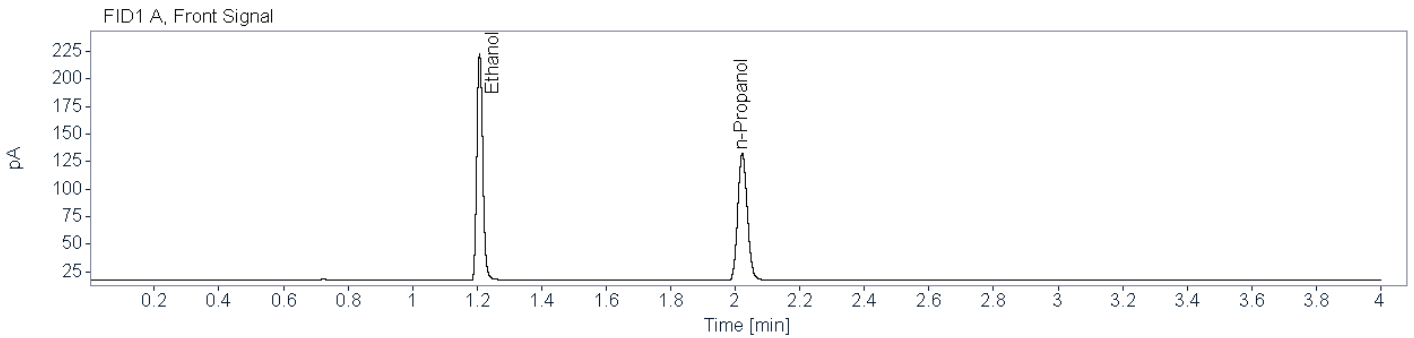


Brazoria County Sheriff's Office Crime Lab

Toxicology

Ethanol Analysis

Sample Name: 0.200 g/100mL Cal (24-1515) **Description:** **Sample Barcode:** 24-1515 **Vial Number:** 5
Instrument: BAC 1 **Acq. Method:** BAC.M **Injection Date:** 6/26/2024 12:41:41 PM
Data File: C:\Chem32\1\Data\2024\BAC_20240626_KB 2024-06-26 12-10-32\005F0501.D



Name FID1A

Compound	Peak Symmetry	RT [min]	Expected RT[min]	Area	Concentration [g/100 mL]
Ethanol	0.84119	1.208	1.208	265.6641	0.1989
n-Propanol	0.87228	2.022	2.022	236.7351	0.0100

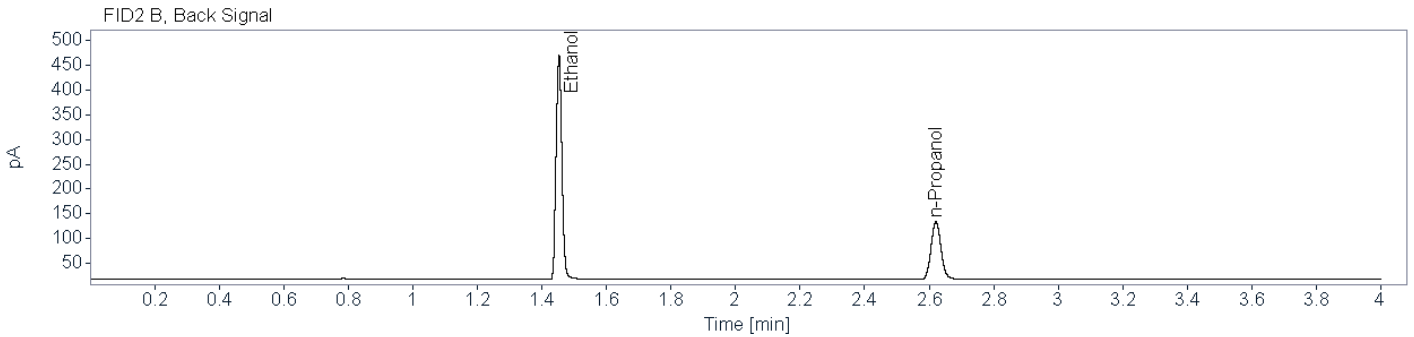
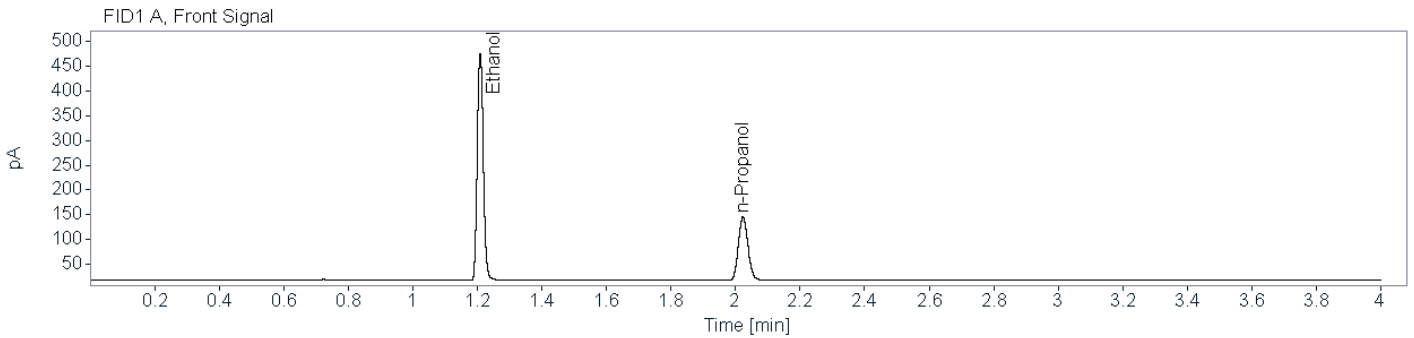
Name FID2B

Compound	Peak Symmetry	RT [min]	Expected RT[min]	Area	Concentration [g/100 mL]
Ethanol	0.83808	1.451	1.451	250.7680	0.1987
n-Propanol	0.88717	2.619	2.619	220.4448	0.0100



Brazoria County Sheriff's Office Crime Lab
Toxicology
Ethanol Analysis

Sample Name: 0.400 g/100mL Cal (24-1516) **Description:** **Sample Barcode** 24-1516 **Vial Number:** 6
Instrument: BAC 1 **Acq. Method:** BAC.M **Injection Date:** 6/26/2024 12:46:23 PM
Data File: C:\Chem32\1\Data\2024\BAC_20240626_KB 2024-06-26 12-10-32\006F0601.D




Name FID1A

Compound	Peak Symmetry	RT [min]	Expected RT[min]	Area	Concentration [g/100 mL]
Ethanol	0.86854	1.209	1.209	600.8345	0.3990
n-Propanol	0.86974	2.023	2.023	266.2007	0.0100

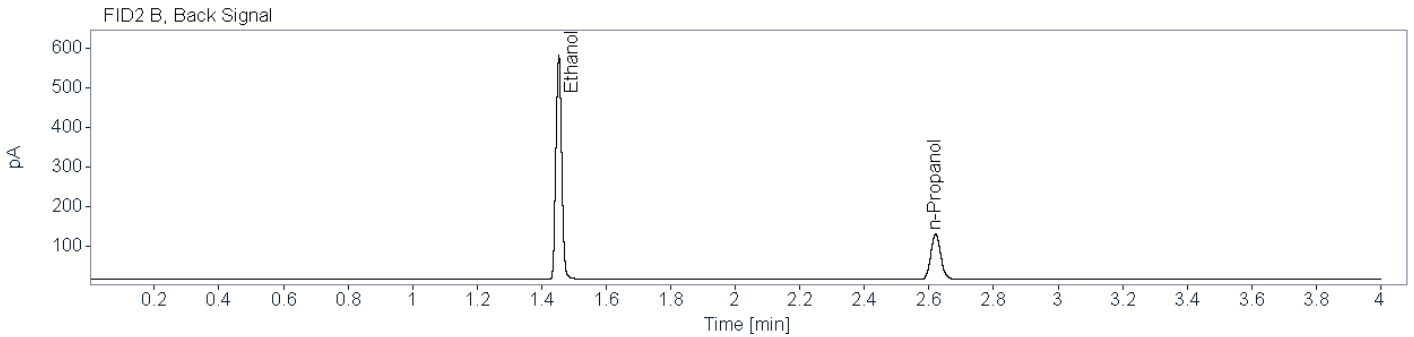
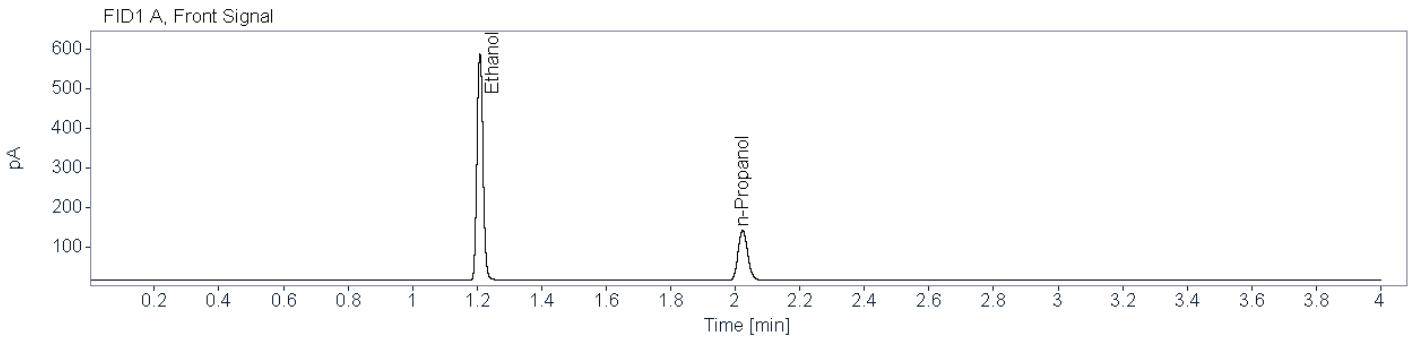
Name FID2B

Compound	Peak Symmetry	RT [min]	Expected RT[min]	Area	Concentration [g/100 mL]
Ethanol	0.90744	1.453	1.453	568.4271	0.3992
n-Propanol	0.89875	2.621	2.621	247.9528	0.0100



Brazoria County Sheriff's Office Crime Lab
Toxicology
Ethanol Analysis

Sample Name: 0.500 g/100mL Cal (24-1517) **Description:** **Sample Barcode** 24-1517 **Vial Number:** 7
Instrument: BAC 1 **Acq. Method:** BAC.M **Injection Date:** 6/26/2024 12:52:04 PM
Data File: C:\Chem32\1\Data\2024\BAC_20240626_KB 2024-06-26 12-10-32\007F0701.D




Name FID1A

Compound	Peak Symmetry	RT [min]	Expected RT[min]	Area	Concentration [g/100 mL]
Ethanol	0.89608	1.209	1.209	743.8234	0.5040
n-Propanol	0.85526	2.023	2.023	260.8232	0.0100

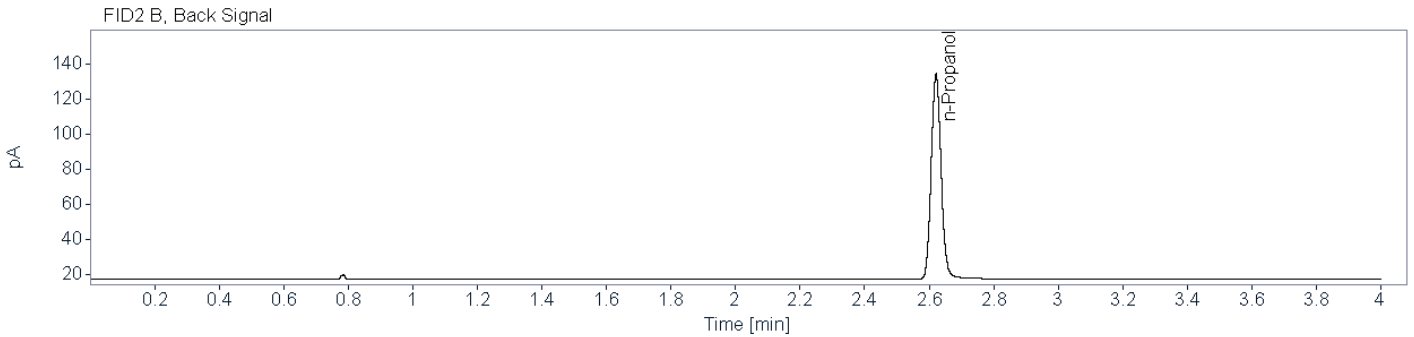
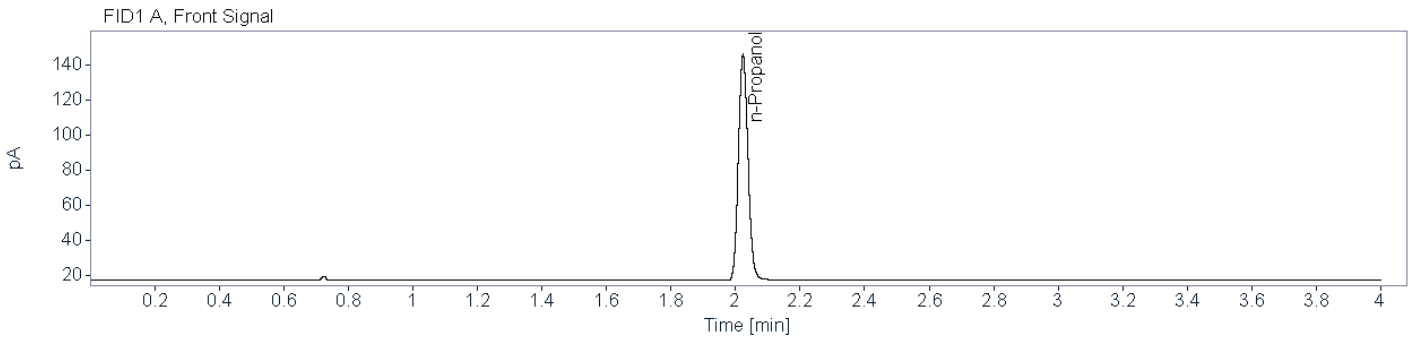
Name FID2B

Compound	Peak Symmetry	RT [min]	Expected RT[min]	Area	Concentration [g/100 mL]
Ethanol	0.94455	1.453	1.453	704.3751	0.5044
n-Propanol	0.89897	2.621	2.621	243.0298	0.0100



Brazoria County Sheriff's Office Crime Lab
Toxicology
Ethanol Analysis

Sample Name: Negative (24-1518) **Description:** **Sample Barcode:** 24-1518 **Vial Number:** 8
Instrument: BAC 1 **Acq. Method:** BAC.M **Injection Date:** 6/26/2024 12:56:48 PM
Data File: C:\Chem32\1\Data\2024\BAC_20240626_KB 2024-06-26 12-10-32\008F0801.D



Name FID1A

Compound	Peak Symmetry	RT [min]	Expected RT[min]	Area	Concentration [g/100 mL]
n-Propanol	0.86665	2.023	2.023	265.5549	0.0100

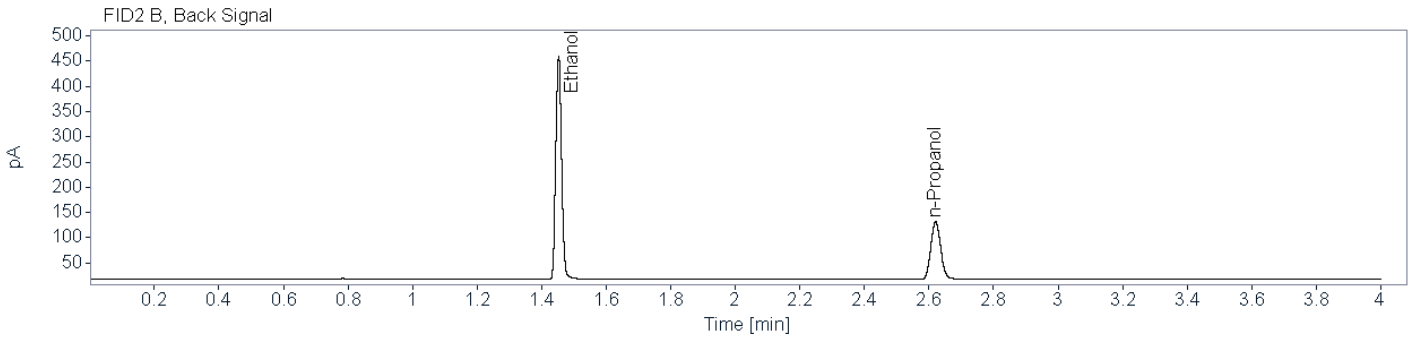
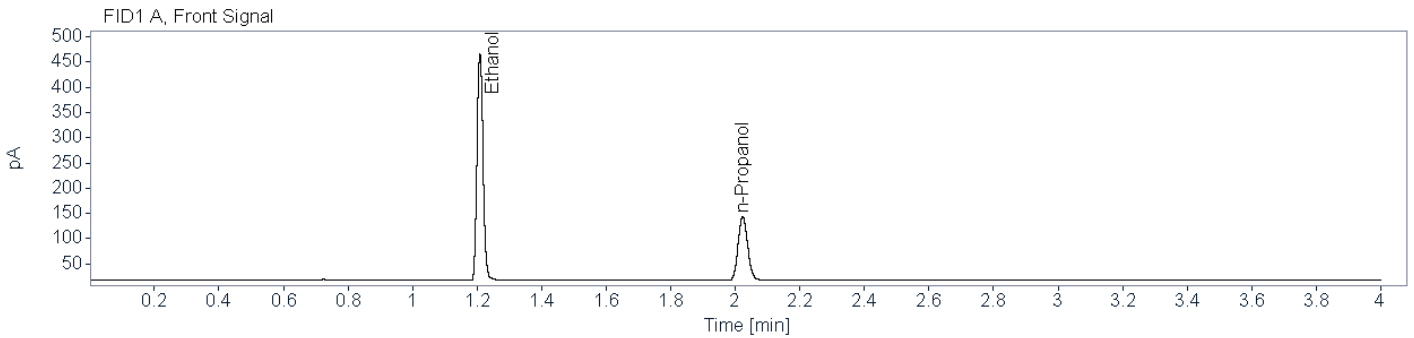
Name FID2B

Compound	Peak Symmetry	RT [min]	Expected RT[min]	Area	Concentration [g/100 mL]
n-Propanol	0.89304	2.621	2.621	246.8739	0.0100



Brazoria County Sheriff's Office Crime Lab
Toxicology
Ethanol Analysis

Sample Name: High QC (24-1519) **Description:** **Sample Barcode:** 24-1519 **Vial Number:** 9
Instrument: BAC 1 **Acq. Method:** BAC.M **Injection Date:** 6/26/2024 1:03:10 PM
Data File: C:\Chem32\1\Data\2024\BAC_20240626_KB 2024-06-26 12-10-32\009F0901.D



Name FID1A

Compound	Peak Symmetry	RT [min]	Expected RT[min]	Area	Concentration [g/100 mL]
Ethanol	0.88407	1.209	1.209	588.7393	0.3983
n-Propanol	0.86341	2.023	2.023	261.3122	0.0100

Name FID2B

Compound	Peak Symmetry	RT [min]	Expected RT[min]	Area	Concentration [g/100 mL]
Ethanol	0.91259	1.453	1.453	556.9812	0.3986
n-Propanol	0.90039	2.621	2.621	243.3076	0.0100

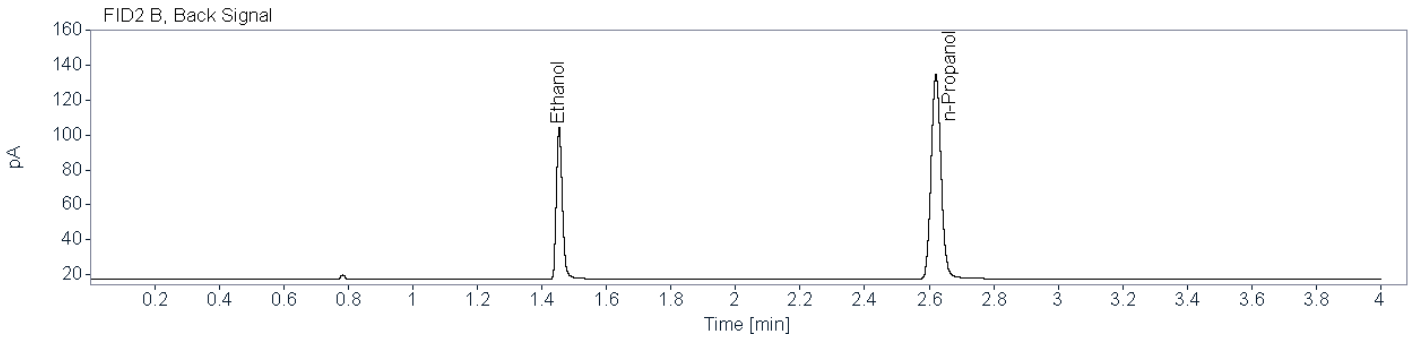
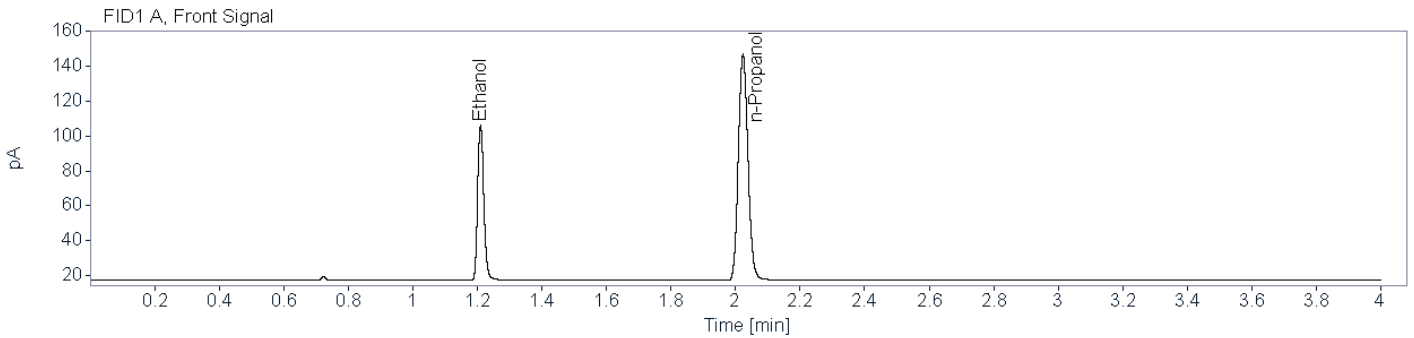


Brazoria County Sheriff's Office Crime Lab

Toxicology

Ethanol Analysis

Sample Name: Low QC (24-1520) **Description:** **Sample Barcode:** 24-1520 **Vial Number:** 10
Instrument: BAC 1 **Acq. Method:** BAC.M **Injection Date:** 6/26/2024 1:08:04 PM
Data File: C:\Chem32\1\Data\2024\BAC_20240626_KB 2024-06-26 12-10-32\010F1001.D




Name FID1A

Compound	Peak Symmetry	RT [min]	Expected RT[min]	Area	Concentration [g/100 mL]
Ethanol	0.82020	1.210	1.209	117.9237	0.0786
n-Propanol	0.86650	2.023	2.023	267.6931	0.0100

Name FID2B

Compound	Peak Symmetry	RT [min]	Expected RT[min]	Area	Concentration [g/100 mL]
Ethanol	0.80885	1.454	1.453	111.3438	0.0789
n-Propanol	0.89072	2.621	2.621	248.8131	0.0100

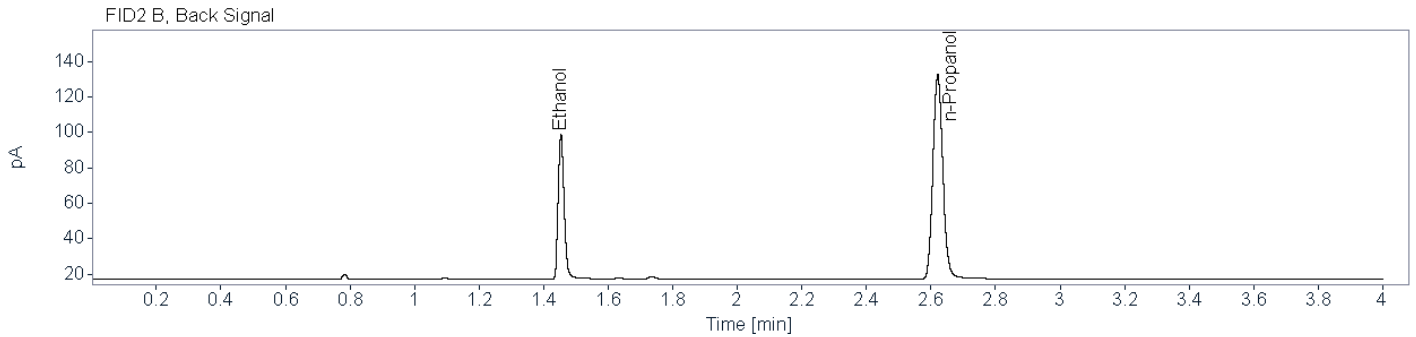
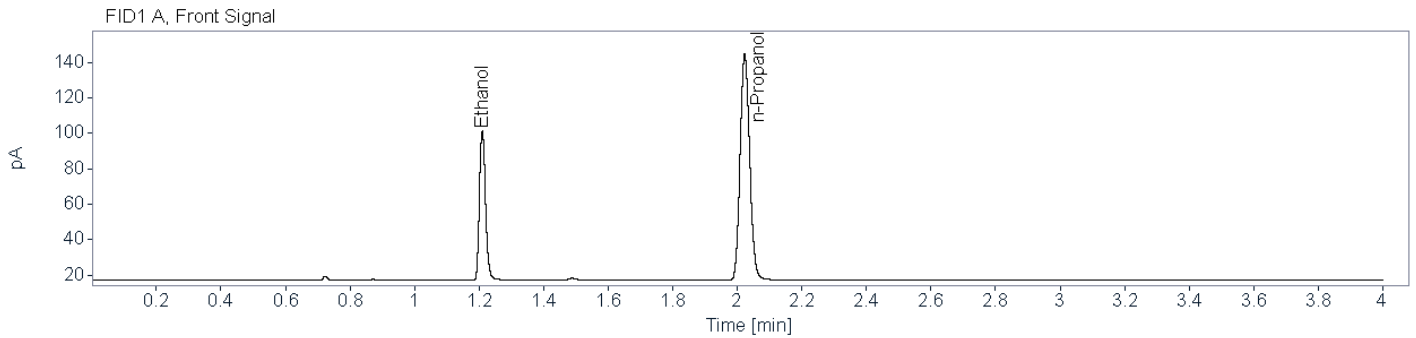


Brazoria County Sheriff's Office Crime Lab

Toxicology

Ethanol Analysis

Sample Name: Blood QC A (24-1521) **Description:** **Sample Barcode:** 24-1521 **Vial Number:** 11
Instrument: BAC 1 **Acq. Method:** BAC.M **Injection Date:** 6/26/2024 1:13:34 PM
Data File: C:\Chem32\1\Data\2024\BAC_20240626_KB 2024-06-26 12-10-32\011F1101.D




Name FID1A

Compound	Peak Symmetry	RT [min]	Expected RT[min]	Area	Concentration [g/100 mL]
Ethanol	0.81203	1.210	1.209	110.5657	0.0752
n-Propanol	0.86092	2.023	2.023	262.5066	0.0100

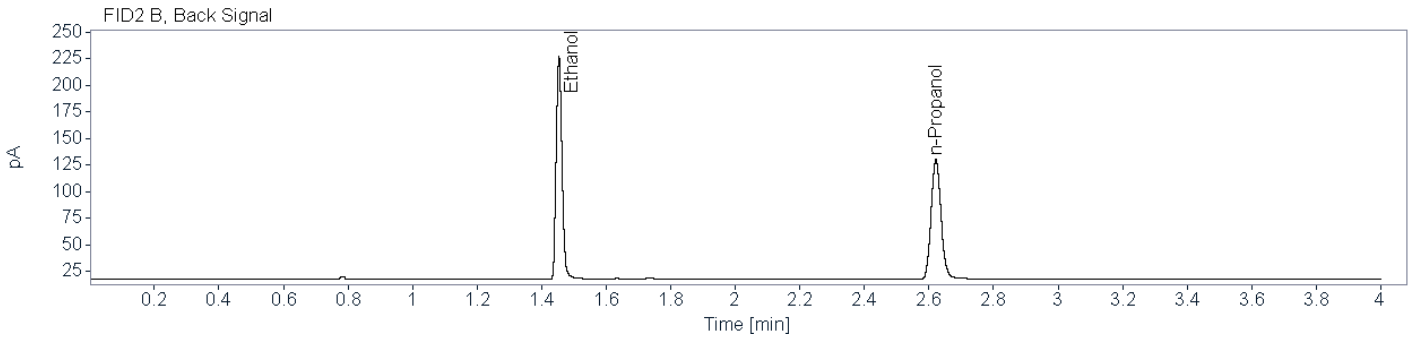
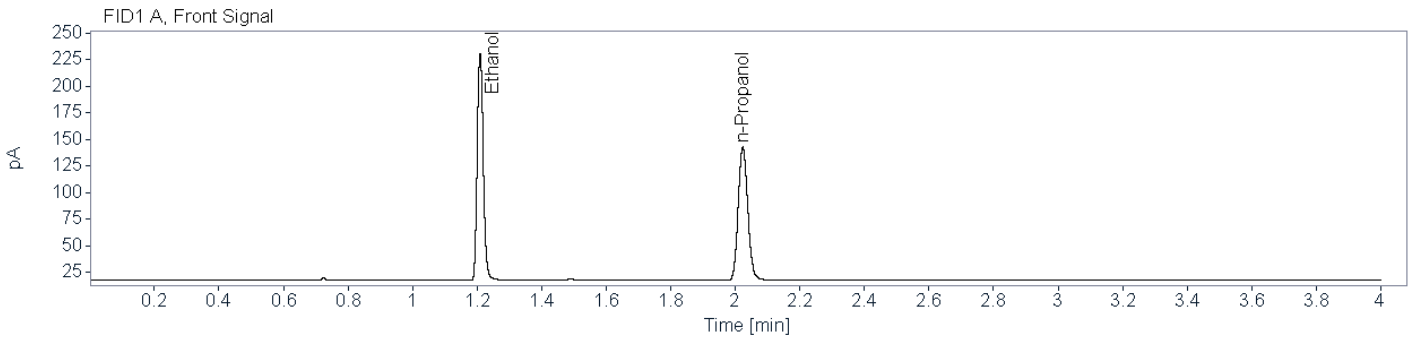
Name FID2B

Compound	Peak Symmetry	RT [min]	Expected RT[min]	Area	Concentration [g/100 mL]
Ethanol	0.79813	1.454	1.453	104.5146	0.0755
n-Propanol	0.89575	2.621	2.621	244.1812	0.0100



Brazoria County Sheriff's Office Crime Lab
Toxicology
Ethanol Analysis

Sample Name: Blood QC B (24-1532) **Description:** **Sample Barcode** 24-1532 **Vial Number:** 22
Instrument: BAC 1 **Acq. Method:** BAC.M **Injection Date:** 6/26/2024 2:10:28 PM
Data File: C:\Chem32\1\Data\2024\BAC_20240626_KB 2024-06-26 12-10-32\022F2201.D



Name FID1A

Compound	Peak Symmetry	RT [min]	Expected RT[min]	Area	Concentration [g/100 mL]
Ethanol	0.85423	1.209	1.209	279.0414	0.1912
n-Propanol	0.86087	2.023	2.023	258.6199	0.0100

Name FID2B

Compound	Peak Symmetry	RT [min]	Expected RT[min]	Area	Concentration [g/100 mL]
Ethanol	0.84141	1.454	1.453	263.9882	0.1924
n-Propanol	0.89191	2.622	2.621	239.6895	0.0100

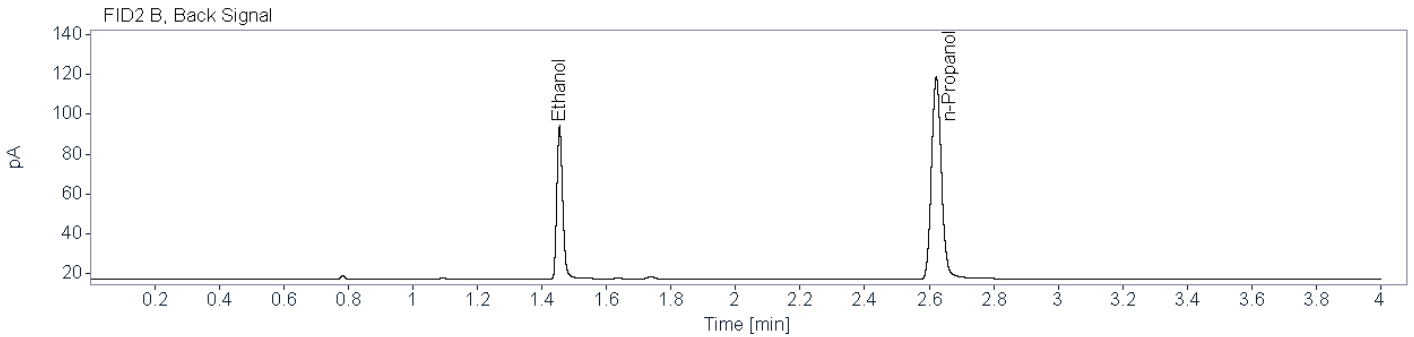
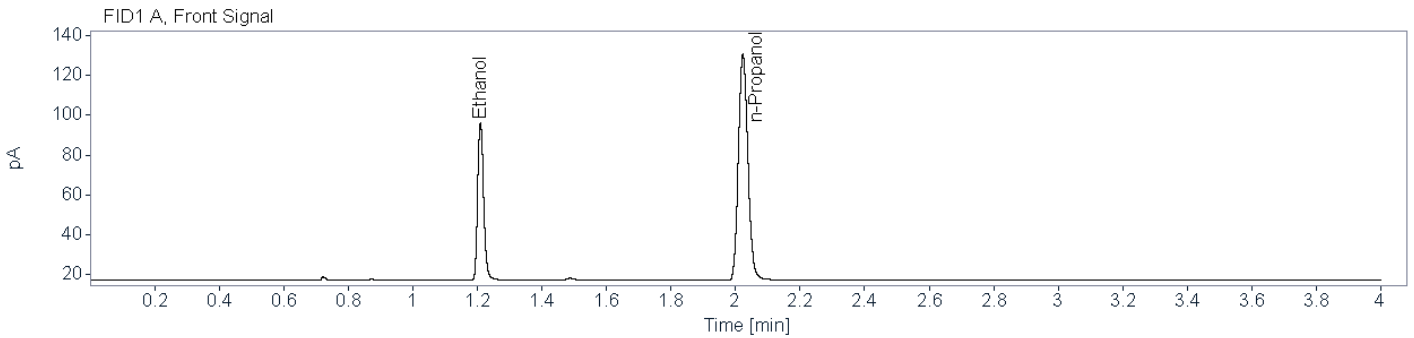


Brazoria County Sheriff's Office Crime Lab

Toxicology

Ethanol Analysis

Sample Name: Blood QC A (24-1543) **Description:** **Sample Barcode:** 24-1543 **Vial Number:** 33
Instrument: BAC 1 **Acq. Method:** BAC.M **Injection Date:** 6/26/2024 3:07:59 PM
Data File: C:\Chem32\1\Data\2024\BAC_20240626_KB 2024-06-26 12-10-32\033F3301.D



Name FID1A

Compound	Peak Symmetry	RT [min]	Expected RT[min]	Area	Concentration [g/100 mL]
Ethanol	0.80479	1.210	1.209	101.8834	0.0786
n-Propanol	0.84883	2.023	2.023	231.2761	0.0100

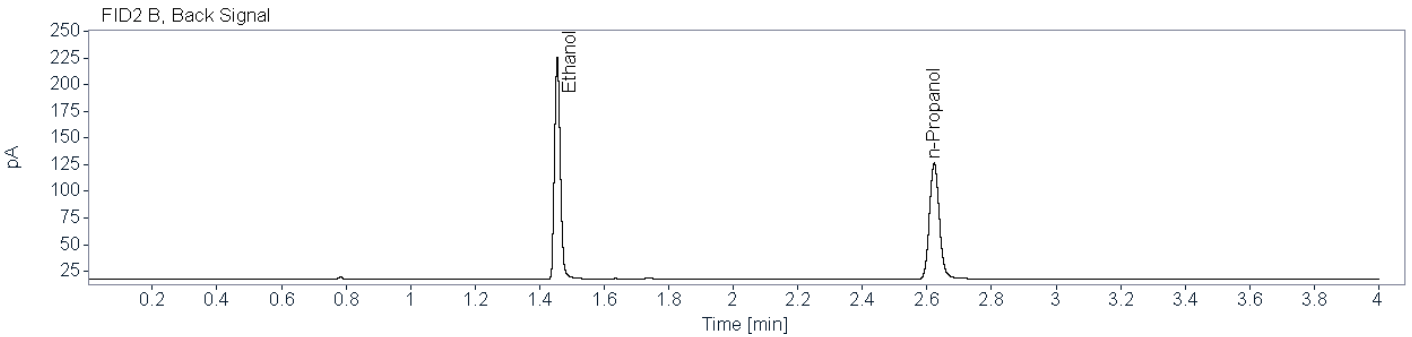
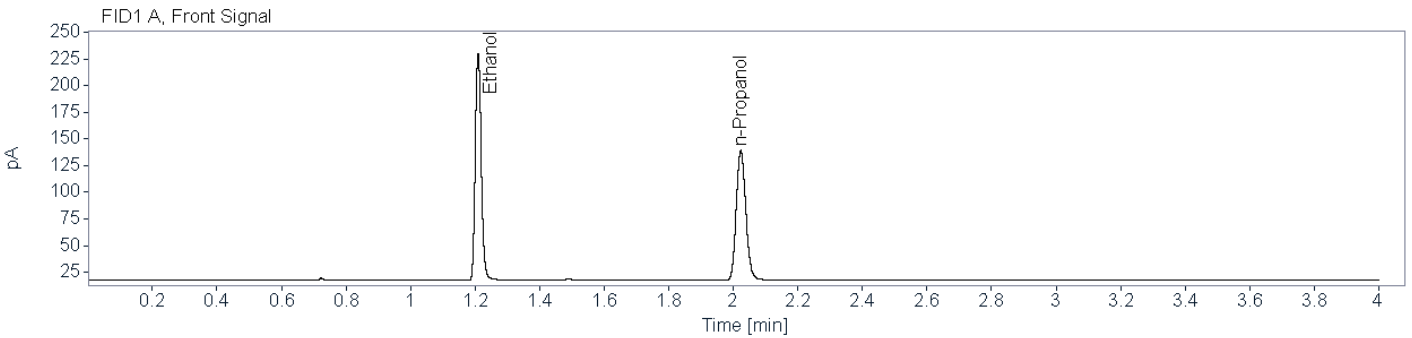
Name FID2B

Compound	Peak Symmetry	RT [min]	Expected RT[min]	Area	Concentration [g/100 mL]
Ethanol	0.79499	1.455	1.453	95.4107	0.0788
n-Propanol	0.87410	2.622	2.621	213.3515	0.0100



Brazoria County Sheriff's Office Crime Lab
Toxicology
Ethanol Analysis

Sample Name: Blood QC B (24-1554) **Description:** **Sample Barcode:** 24-1554 **Vial Number:** 44
Instrument: BAC 1 **Acq. Method:** BAC.M **Injection Date:** 6/26/2024 4:04:51 PM
Data File: C:\Chem32\1\Data\2024\BAC_20240626_KB 2024-06-26 12-10-32\044F4401.D




Name FID1A

Compound	Peak Symmetry	RT [min]	Expected RT[min]	Area	Concentration [g/100 mL]
Ethanol	0.84874	1.209	1.209	274.2517	0.1943
n-Propanol	0.84816	2.023	2.023	250.1565	0.0100

Name FID2B

Compound	Peak Symmetry	RT [min]	Expected RT[min]	Area	Concentration [g/100 mL]
Ethanol	0.83818	1.455	1.453	258.4977	0.1962
n-Propanol	0.87322	2.623	2.621	230.1858	0.0100

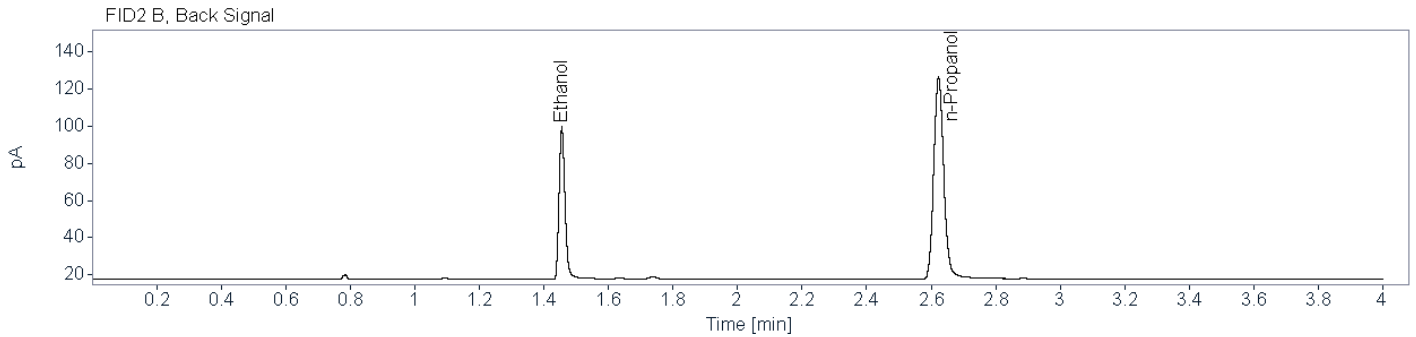
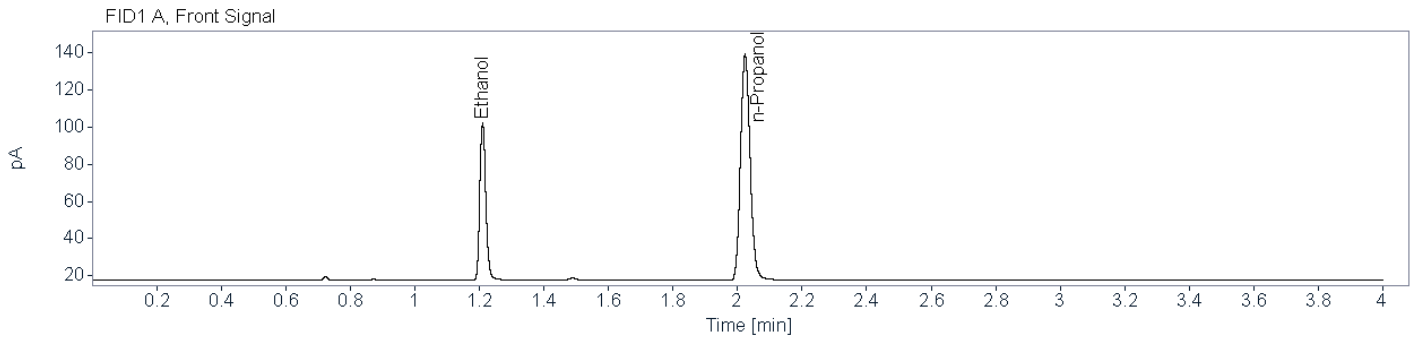


Brazoria County Sheriff's Office Crime Lab

Toxicology

Ethanol Analysis

Sample Name: Blood QC A (24-1565) **Description:** **Sample Barcode:** 24-1565 **Vial Number:** 55
Instrument: BAC 1 **Acq. Method:** BAC.M **Injection Date:** 6/26/2024 5:02:23 PM
Data File: C:\Chem32\1\Data\2024\BAC_20240626_KB 2024-06-26 12-10-32\055F5501.D




Name FID1A

Compound	Peak Symmetry	RT [min]	Expected RT[min]	Area	Concentration [g/100 mL]
Ethanol	0.81957	1.210	1.209	110.7430	0.0790
n-Propanol	0.85815	2.023	2.023	250.3586	0.0100

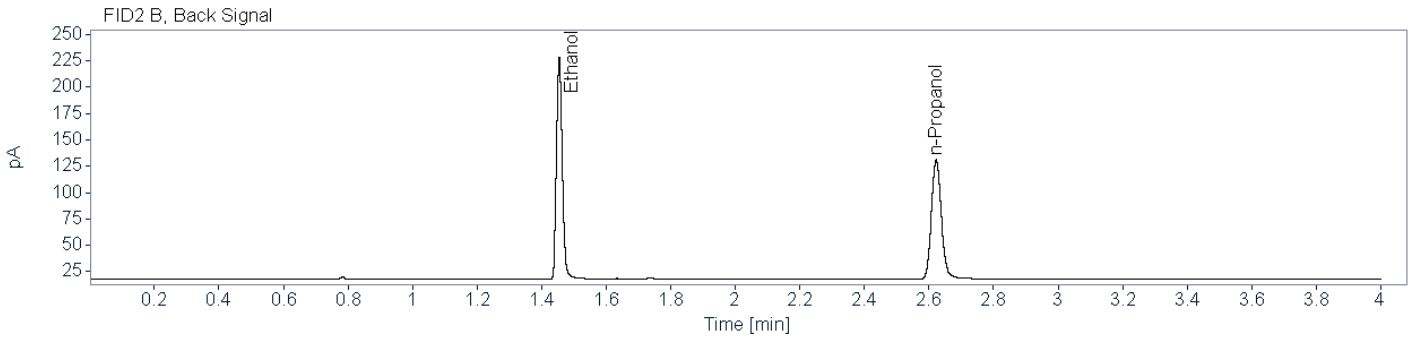
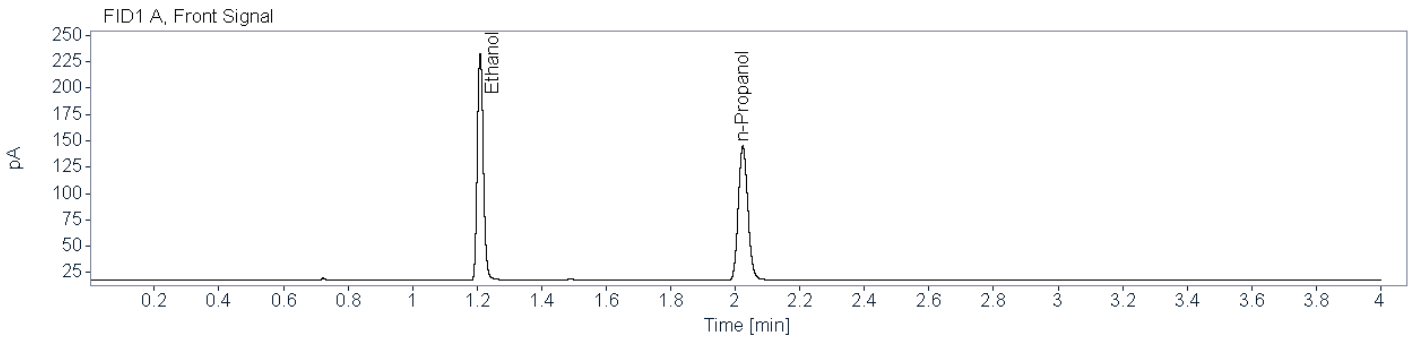
Name FID2B

Compound	Peak Symmetry	RT [min]	Expected RT[min]	Area	Concentration [g/100 mL]
Ethanol	0.80090	1.456	1.453	103.4339	0.0792
n-Propanol	0.86814	2.623	2.621	230.1064	0.0100



Brazoria County Sheriff's Office Crime Lab
Toxicology
Ethanol Analysis

Sample Name: Blood QC B (24-1576) **Description:** **Sample Barcode:** 24-1576 **Vial Number:** 66
Instrument: BAC 1 **Acq. Method:** BAC.M **Injection Date:** 6/26/2024 5:59:16 PM
Data File: C:\Chem32\1\Data\2024\BAC_20240626_KB 2024-06-26 12-10-32\066F6601.D



Name FID1A

Compound	Peak Symmetry	RT [min]	Expected RT[min]	Area	Concentration [g/100 mL]
Ethanol	0.84972	1.210	1.209	280.1330	0.1894
n-Propanol	0.85236	2.023	2.023	262.2330	0.0100

Name FID2B

Compound	Peak Symmetry	RT [min]	Expected RT[min]	Area	Concentration [g/100 mL]
Ethanol	0.83594	1.455	1.453	263.5989	0.1914
n-Propanol	0.86961	2.622	2.621	240.5659	0.0100

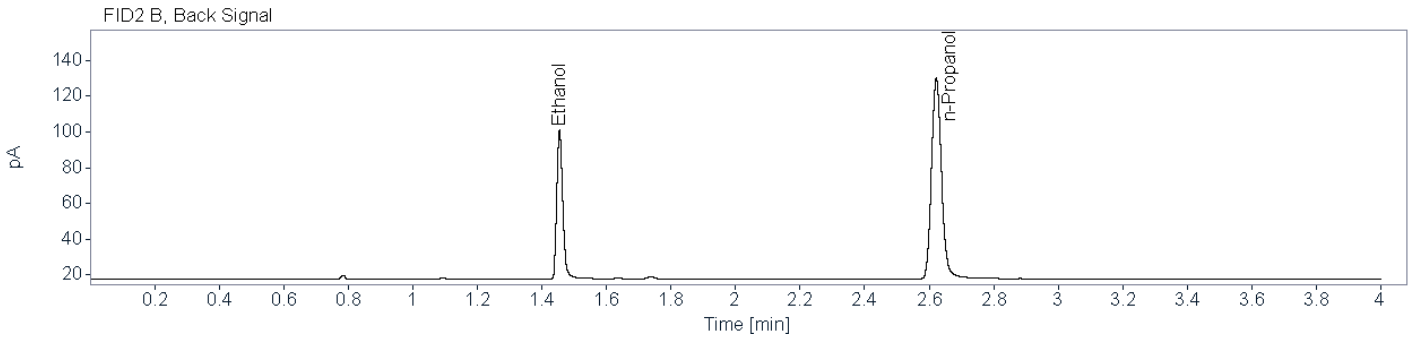
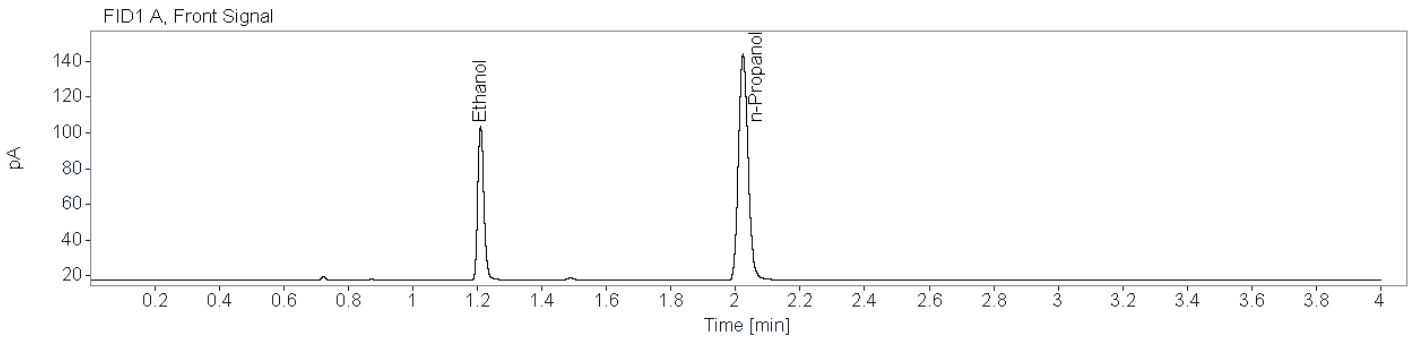


Brazoria County Sheriff's Office Crime Lab

Toxicology

Ethanol Analysis

Sample Name: Blood QC A (24-1587) **Description:** **Sample Barcode:** 24-1587 **Vial Number:** 77
Instrument: BAC 1 **Acq. Method:** BAC.M **Injection Date:** 6/26/2024 6:56:47 PM
Data File: C:\Chem32\1\Data\2024\BAC_20240626_KB 2024-06-26 12-10-32\077F7701.D



Name FID1A

Compound	Peak Symmetry	RT [min]	Expected RT[min]	Area	Concentration [g/100 mL]
Ethanol	0.81727	1.210	1.209	114.2043	0.0781
n-Propanol	0.85423	2.023	2.023	261.0403	0.0100

Name FID2B

Compound	Peak Symmetry	RT [min]	Expected RT[min]	Area	Concentration [g/100 mL]
Ethanol	0.79074	1.455	1.453	106.3940	0.0784
n-Propanol	0.86870	2.622	2.621	239.1222	0.0100

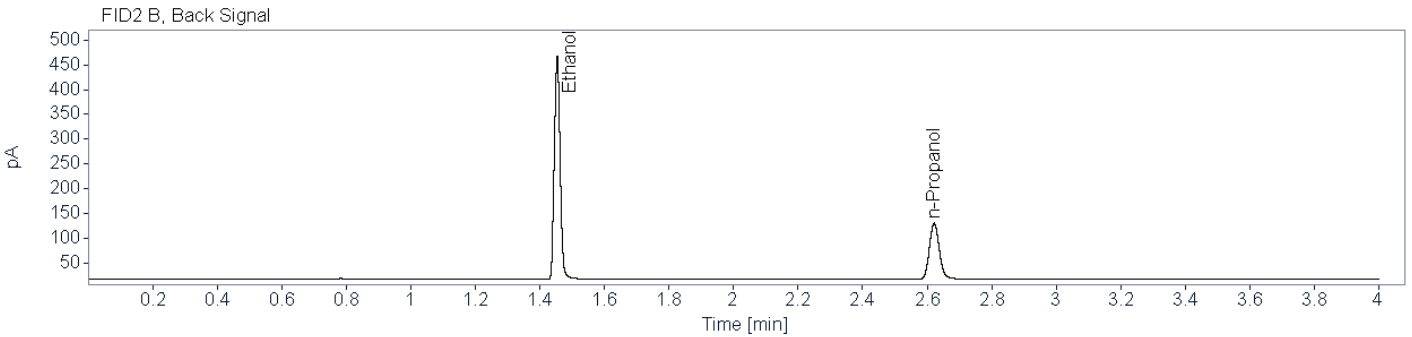
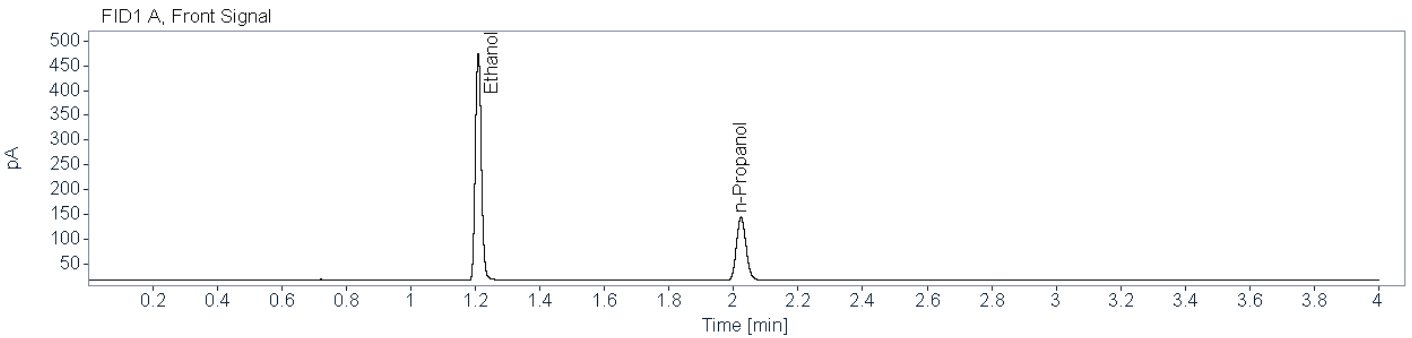


Brazoria County Sheriff's Office Crime Lab

Toxicology

Ethanol Analysis

Sample Name: High QC (24-1588) **Description:** **Sample Barcode:** 24-1588 **Vial Number:** 78
Instrument: BAC 1 **Acq. Method:** BAC.M **Injection Date:** 6/26/2024 7:01:41 PM
Data File: C:\Chem32\1\Data\2024\BAC_20240626_KB 2024-06-26 12-10-32\078F7801.D



Name FID1A

Compound	Peak Symmetry	RT [min]	Expected RT[min]	Area	Concentration [g/100 mL]
Ethanol	0.86522	1.209	1.209	596.7112	0.4018
n-Propanol	0.85538	2.023	2.023	262.5286	0.0100

Name FID2B

Compound	Peak Symmetry	RT [min]	Expected RT[min]	Area	Concentration [g/100 mL]
Ethanol	0.90221	1.454	1.453	563.9340	0.4082
n-Propanol	0.86761	2.622	2.621	240.5540	0.0100

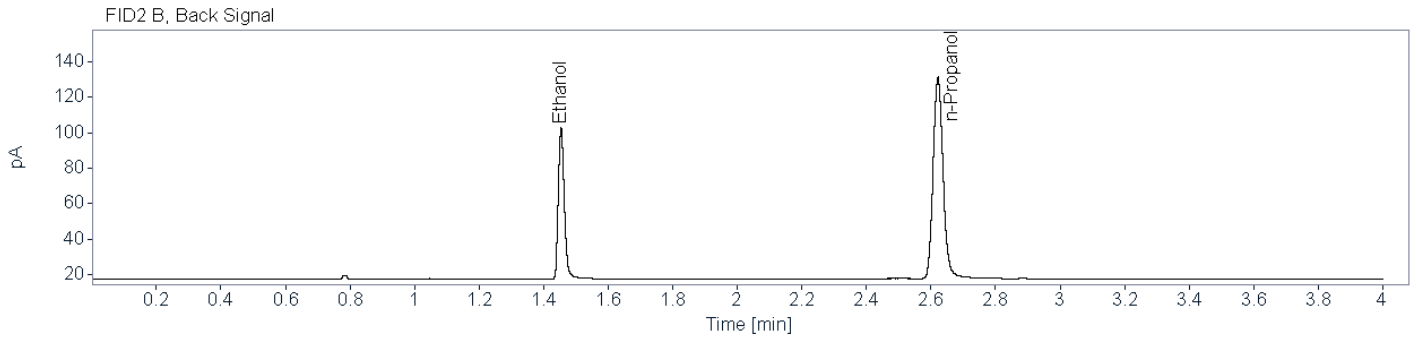
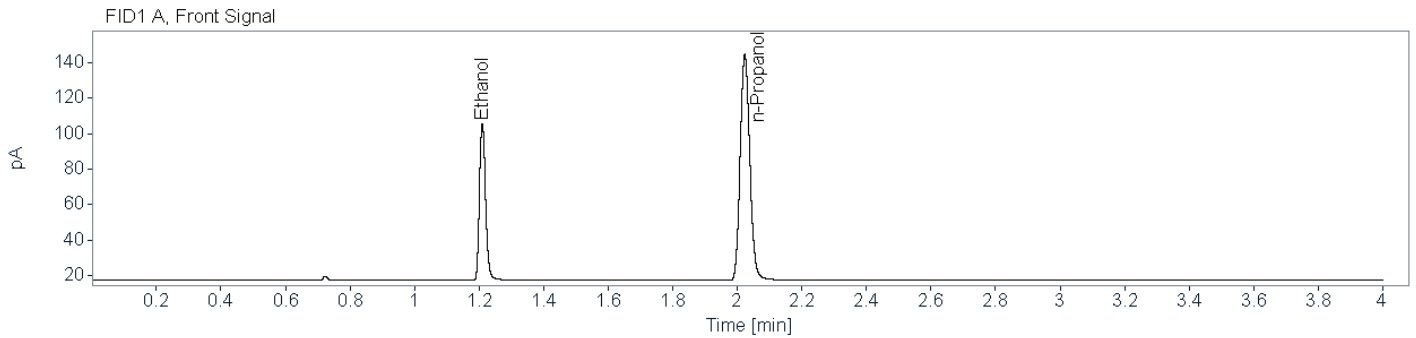


Brazoria County Sheriff's Office Crime Lab

Toxicology

Ethanol Analysis

Sample Name: Low (24-1589) **Description:** **Sample Barcode:** 24-1589 **Vial Number:** 79
Instrument: BAC 1 **Acq. Method:** BAC.M **Injection Date:** 6/26/2024 7:07:11 PM
Data File: C:\Chem32\1\Data\2024\BAC_20240626_KB 2024-06-26 12-10-32\079F7901.D



Name FID1A

Compound	Peak Symmetry	RT [min]	Expected RT[min]	Area	Concentration [g/100 mL]
Ethanol	0.80276	1.210	1.209	116.3329	0.0791
n-Propanol	0.85596	2.023	2.023	262.4937	0.0100

Name FID2B

Compound	Peak Symmetry	RT [min]	Expected RT[min]	Area	Concentration [g/100 mL]
Ethanol	0.78959	1.454	1.453	109.3392	0.0801
n-Propanol	0.87709	2.622	2.621	240.6383	0.0100

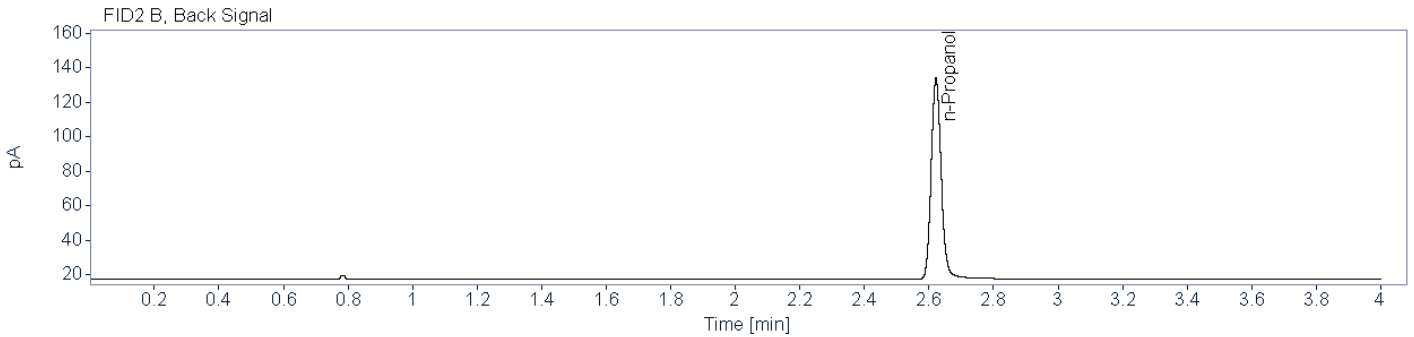
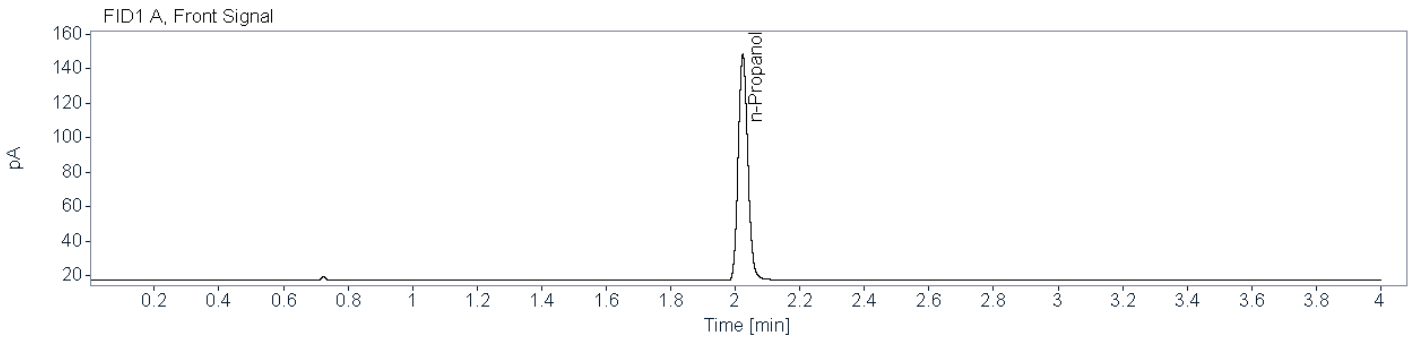


Brazoria County Sheriff's Office Crime Lab

Toxicology

Ethanol Analysis

Sample Name: DI Water (24-1590) **Description:** **Sample Barcode:** 24-1590 **Vial Number:** 80
Instrument: BAC 1 **Acq. Method:** BAC.M **Injection Date:** 6/26/2024 7:12:04 PM
Data File: C:\Chem32\1\Data\2024\BAC_20240626_KB 2024-06-26 12-10-32\080F8001.D



Name FID1A

Compound	Peak Symmetry	RT [min]	Expected RT[min]	Area	Concentration [g/100 mL]
n-Propanol	0.85419	2.023	2.023	270.3159	0.0100

Name FID2B

Compound	Peak Symmetry	RT [min]	Expected RT[min]	Area	Concentration [g/100 mL]
n-Propanol	0.86632	2.622	2.621	247.6357	0.0100



Brazoria County Crime Laboratory

Toxicology

Ethanol Confirmation Worksheet

Lab Number:

BCCL-22-1352 001

Batch Name: BAC_20240626_KB

Instrument: BAC-1

Analyst: Kayla M. Baylor

Specimen type:



Blood



Liquid



Other: _____

Results:

Ethanol

FID1

FID2

Aliquot 1:

0.0000

Aliquot 1:

0.0000

Aliquot 2:

0.0000

Aliquot 2:

0.0000

Reported Result: none detected

Reported UM: _____

Comments:

Total Number of Printed Examination Pages: 0

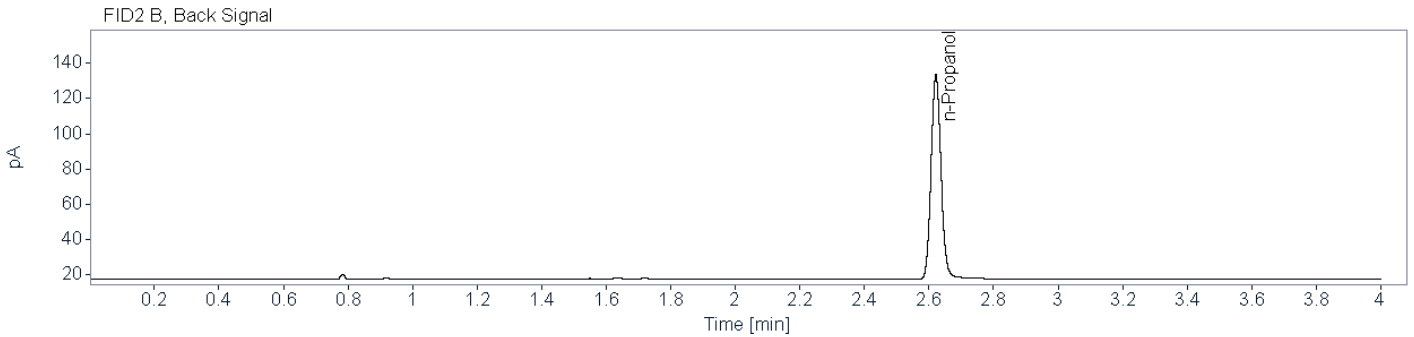
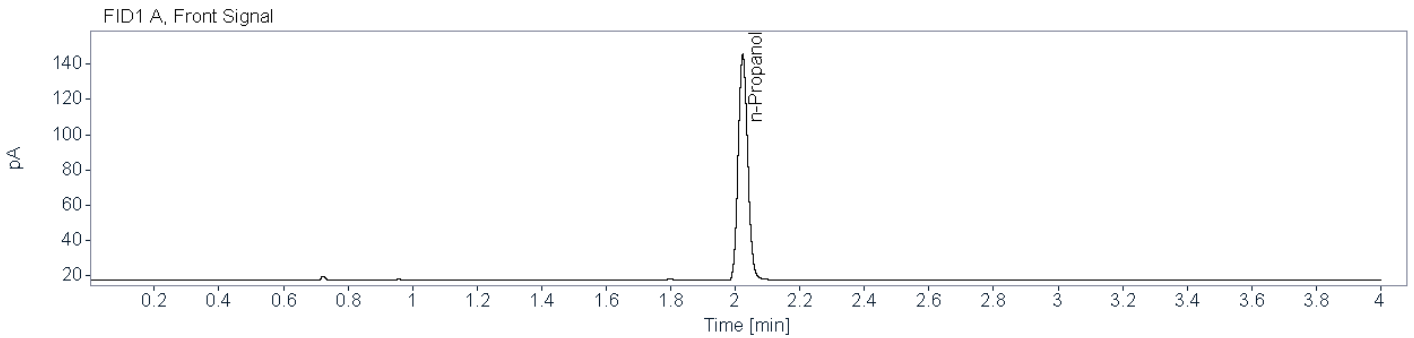


Brazoria County Sheriff's Office Crime Lab

Toxicology

Ethanol Analysis

Sample Name: BCCL-22-1352 001 (24-1522) **Description:** Alq 1 **Sample Barcode:** 24-1522 **Vial Number:** 12
Instrument: BAC 1 **Acq. Method:** BAC.M **Injection Date:** 6/26/2024 1:18:27 PM
Data File: C:\Chem32\1\Data\2024\BAC_20240626_KB 2024-06-26 12-10-32\012F1201.D



Name FID1A

Compound	Peak Symmetry	RT [min]	Expected RT[min]	Area	Concentration [g/100 mL]
n-Propanol	0.88659	2.023	2.023	264.4745	0.0100

Name FID2B

Compound	Peak Symmetry	RT [min]	Expected RT[min]	Area	Concentration [g/100 mL]
n-Propanol	0.88664	2.622	2.621	246.2155	0.0100

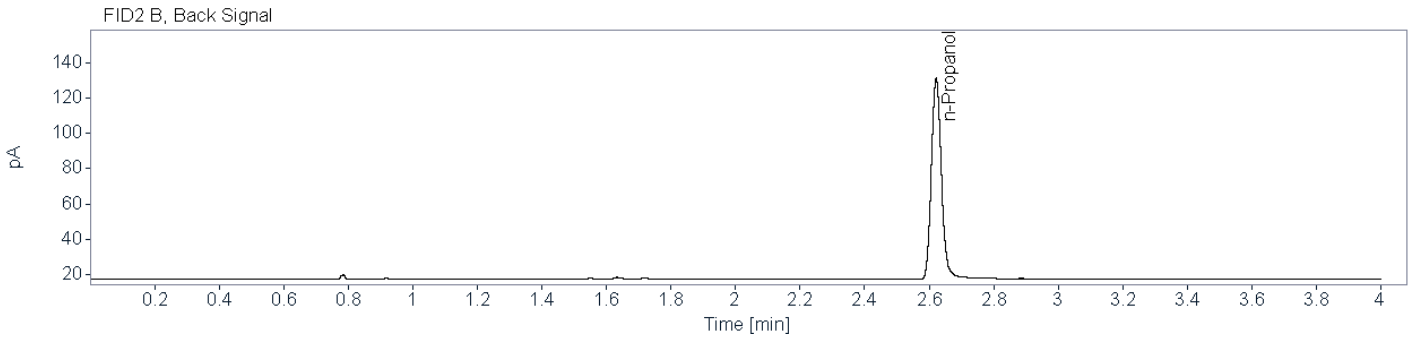
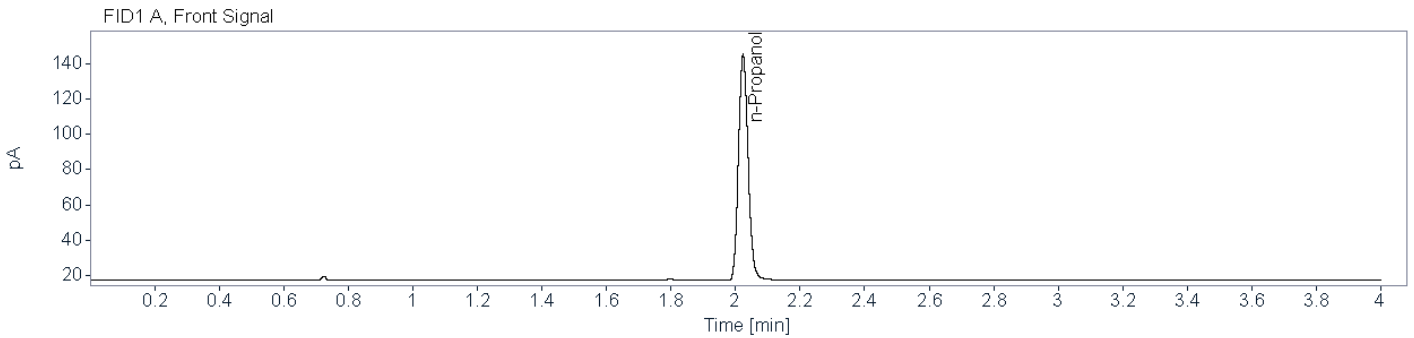


Brazoria County Sheriff's Office Crime Lab

Toxicology

Ethanol Analysis

Sample Name: BCCL-22-1352 001 (24-1586) **Description:** Alq 2 **Sample Barcode:** 24-1586 **Vial Number:** 76
Instrument: BAC 1 **Acq. Method:** BAC.M **Injection Date:** 6/26/2024 6:51:17 PM
Data File: C:\Chem32\1\Data\2024\BAC_20240626_KB 2024-06-26 12-10-32\076F7601.D



Name FID1A

Compound	Peak Symmetry	RT [min]	Expected RT[min]	Area	Concentration [g/100 mL]
n-Propanol	0.85930	2.023	2.023	263.7956	0.0100

Name FID2B

Compound	Peak Symmetry	RT [min]	Expected RT[min]	Area	Concentration [g/100 mL]
n-Propanol	0.86644	2.622	2.621	241.6471	0.0100



Brazoria County Crime Laboratory

Toxicology

Ethanol Confirmation Worksheet

Lab Number:

BCCL-22-1353 001

Batch Name: BAC_20240626_KB

Instrument: BAC-1

Analyst: Kayla M. Baylor

Specimen type:



Blood



Liquid



Other: _____

Results:

Ethanol

FID1

FID2

Aliquot 1:

0.0425

Aliquot 1:

0.0425

Aliquot 2:

0.0441

Aliquot 2:

0.0443

Reported Result: 0.043 g/100 mL

Reported UM: 0.006 g/100 mL

Comments:

Total Number of Printed Examination Pages: 0

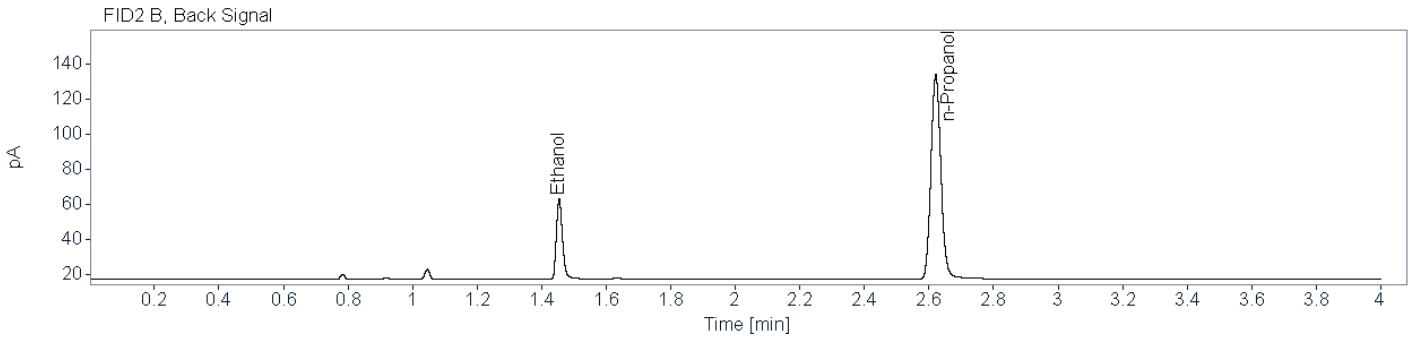
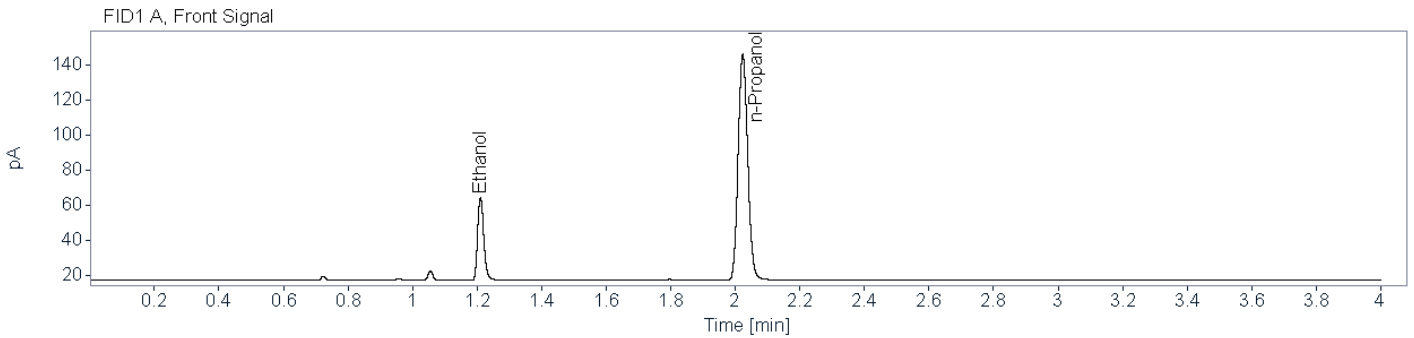


Brazoria County Sheriff's Office Crime Lab

Toxicology

Ethanol Analysis

Sample Name: BCCL-22-1353 001 (24-1523) **Description:** Alq 1 **Sample Barcode:** 24-1523 **Vial Number:** 13
Instrument: BAC 1 **Acq. Method:** BAC.M **Injection Date:** 6/26/2024 1:23:59 PM
Data File: C:\Chem32\1\Data\2024\BAC_20240626_KB 2024-06-26 12-10-32\013F1301.D



Name FID1A

Compound	Peak Symmetry	RT [min]	Expected RT[min]	Area	Concentration [g/100 mL]
Ethanol	0.80860	1.211	1.209	62.8766	0.0425
n-Propanol	0.86638	2.023	2.023	266.4975	0.0100

Name FID2B

Compound	Peak Symmetry	RT [min]	Expected RT[min]	Area	Concentration [g/100 mL]
Ethanol	0.78007	1.455	1.453	58.9827	0.0425
n-Propanol	0.90011	2.621	2.621	247.6430	0.0100

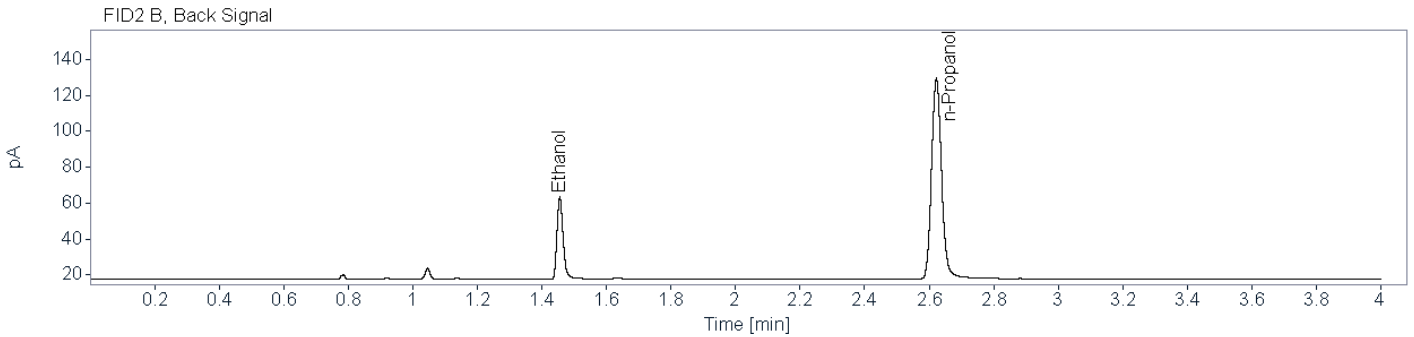
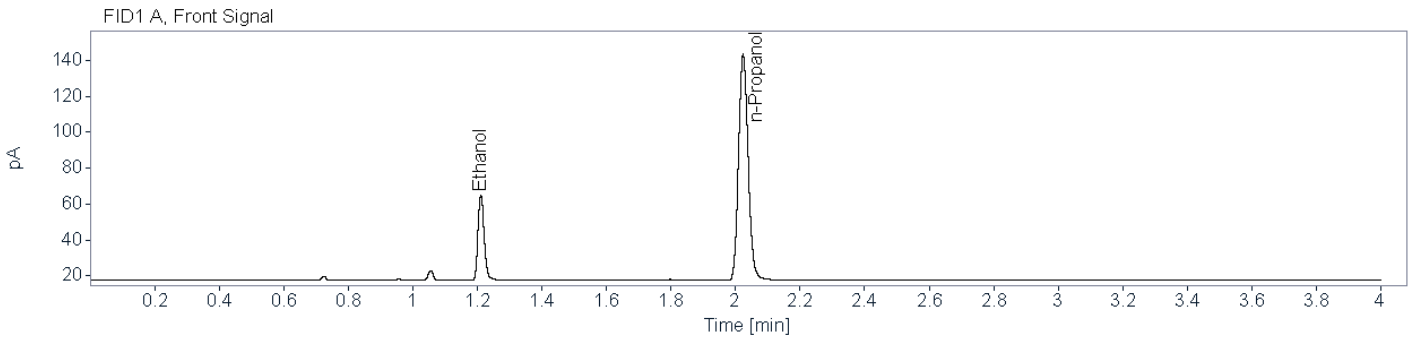


Brazoria County Sheriff's Office Crime Lab

Toxicology

Ethanol Analysis

Sample Name: BCCL-22-1353 001 (24-1585) **Description:** Alq 2 **Sample Barcode:** 24-1585 **Vial Number:** 75
Instrument: BAC 1 **Acq. Method:** BAC.M **Injection Date:** 6/26/2024 6:46:23 PM
Data File: C:\Chem32\1\Data\2024\BAC_20240626_KB 2024-06-26 12-10-32\075F7501.D



Name FID1A

Compound	Peak Symmetry	RT [min]	Expected RT[min]	Area	Concentration [g/100 mL]
Ethanol	0.80512	1.211	1.209	63.5570	0.0441
n-Propanol	0.85663	2.023	2.023	259.4807	0.0100

Name FID2B

Compound	Peak Symmetry	RT [min]	Expected RT[min]	Area	Concentration [g/100 mL]
Ethanol	0.77931	1.455	1.453	59.0138	0.0443
n-Propanol	0.87112	2.622	2.621	237.6678	0.0100



Brazoria County Crime Laboratory

Toxicology

Ethanol Confirmation Worksheet

Lab Number:

BCCL-22-1373 001

Batch Name: BAC_20240626_KB

Instrument: BAC-1

Analyst: Kayla M. Baylor

Specimen type:



Blood



Liquid



Other: _____

Results:

	FID1		FID2
Ethanol			
Aliquot 1:	<u>0.1600</u>	Aliquot 1:	<u>0.1600</u>
Aliquot 2:	<u>0.1557</u>	Aliquot 2:	<u>0.1569</u>

Reported Result: 0.158 g/100 mL

Reported UM: 0.023 g/100 mL

Comments:

Total Number of Printed Examination Pages: 0

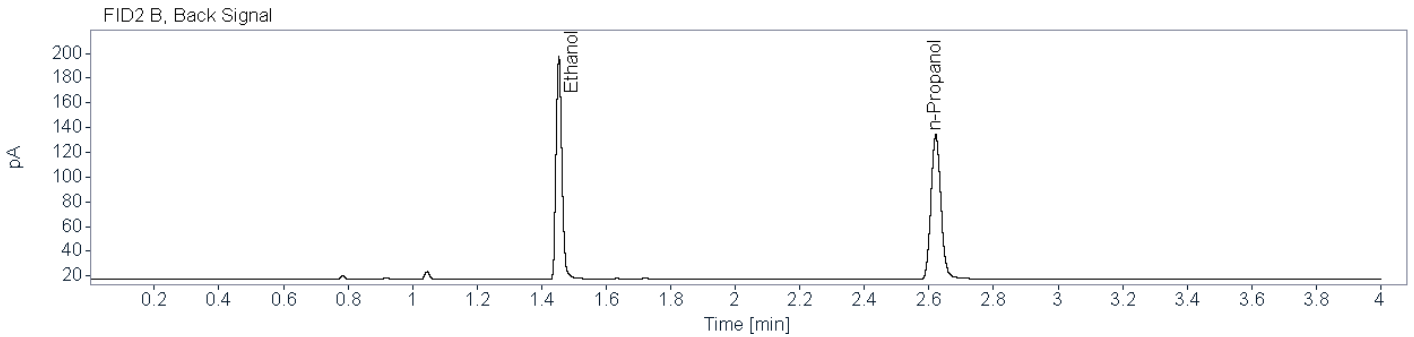
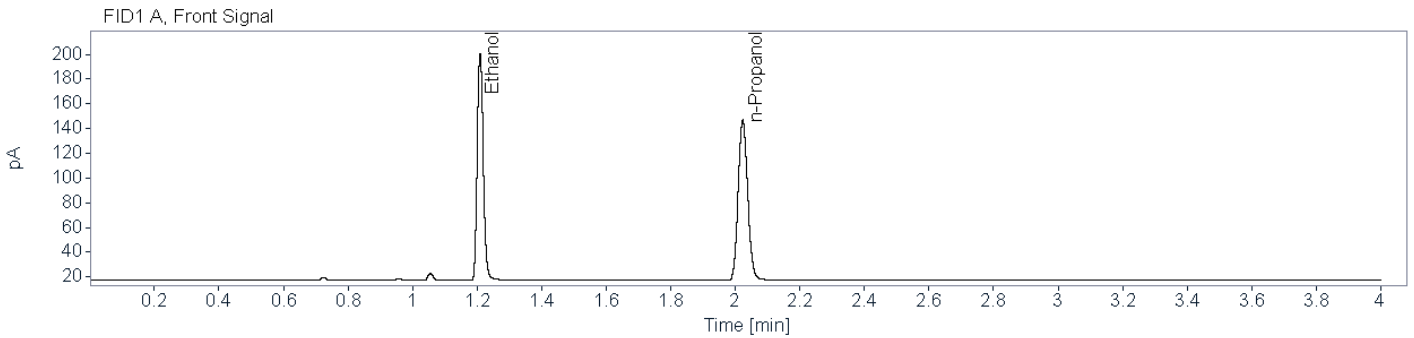


Brazoria County Sheriff's Office Crime Lab

Toxicology

Ethanol Analysis

Sample Name: BCCL-22-1373 001 (24-1524) **Description:** Alq 1 **Sample Barcode:** 24-1524 **Vial Number:** 14
Instrument: BAC 1 **Acq. Method:** BAC.M **Injection Date:** 6/26/2024 1:28:53 PM
Data File: C:\Chem32\1\Data\2024\BAC_20240626_KB 2024-06-26 12-10-32\014F1401.D



Name FID1A

Compound	Peak Symmetry	RT [min]	Expected RT[min]	Area	Concentration [g/100 mL]
Ethanol	0.84493	1.209	1.209	240.0999	0.1600
n-Propanol	0.86040	2.023	2.023	266.2398	0.0100

Name FID2B

Compound	Peak Symmetry	RT [min]	Expected RT[min]	Area	Concentration [g/100 mL]
Ethanol	0.82385	1.453	1.453	226.7604	0.1600
n-Propanol	0.89572	2.621	2.621	247.9062	0.0100

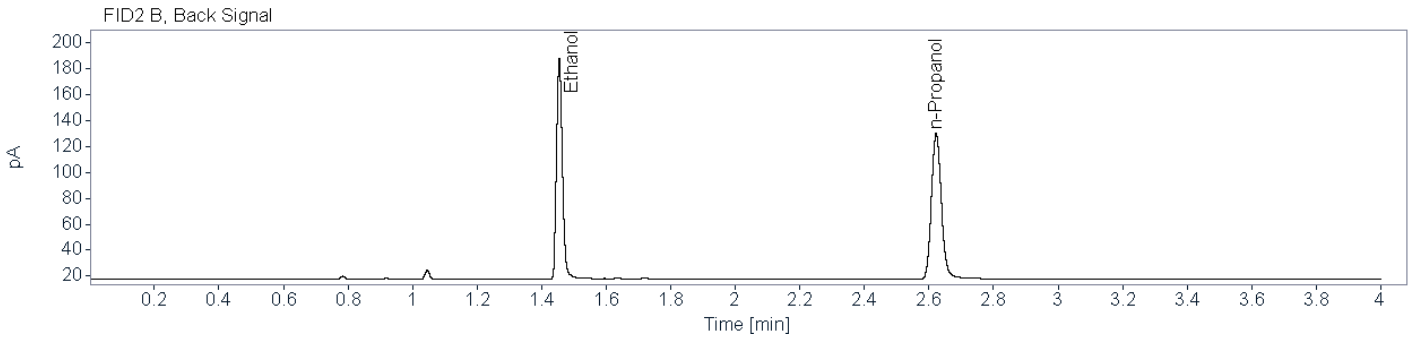
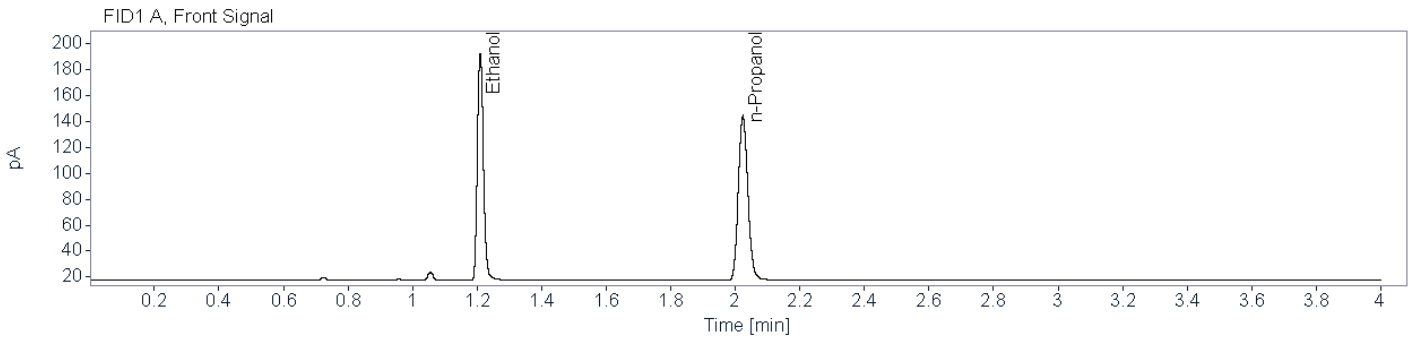


Brazoria County Sheriff's Office Crime Lab

Toxicology

Ethanol Analysis

Sample Name: BCCL-22-1373 001 (24-1584) **Description:** Alq 2 **Sample Barcode:** 24-1584 **Vial Number:** 74
Instrument: BAC 1 **Acq. Method:** BAC.M **Injection Date:** 6/26/2024 6:40:51 PM
Data File: C:\Chem32\1\Data\2024\BAC_20240626_KB 2024-06-26 12-10-32\074F7401.D



Name FID1A

Compound	Peak Symmetry	RT [min]	Expected RT[min]	Area	Concentration [g/100 mL]
Ethanol	0.82687	1.210	1.209	228.4343	0.1557
n-Propanol	0.85426	2.023	2.023	260.4055	0.0100

Name FID2B

Compound	Peak Symmetry	RT [min]	Expected RT[min]	Area	Concentration [g/100 mL]
Ethanol	0.82347	1.455	1.453	214.2415	0.1569
n-Propanol	0.86295	2.623	2.621	238.8425	0.0100



Brazoria County Crime Laboratory

Toxicology

Ethanol Confirmation Worksheet

Lab Number:

BCCL-22-1389 001

Batch Name: BAC_20240626_KB

Instrument: BAC-1

Analyst: Kayla M. Baylor

Specimen type:



Blood



Liquid



Other: _____

Results:

Ethanol

FID1

FID2

Aliquot 1:

0.0000

Aliquot 1:

0.0000

Aliquot 2:

0.0000

Aliquot 2:

0.0000

Reported Result: none detected

Reported UM: _____

Comments:

Total Number of Printed Examination Pages: 0

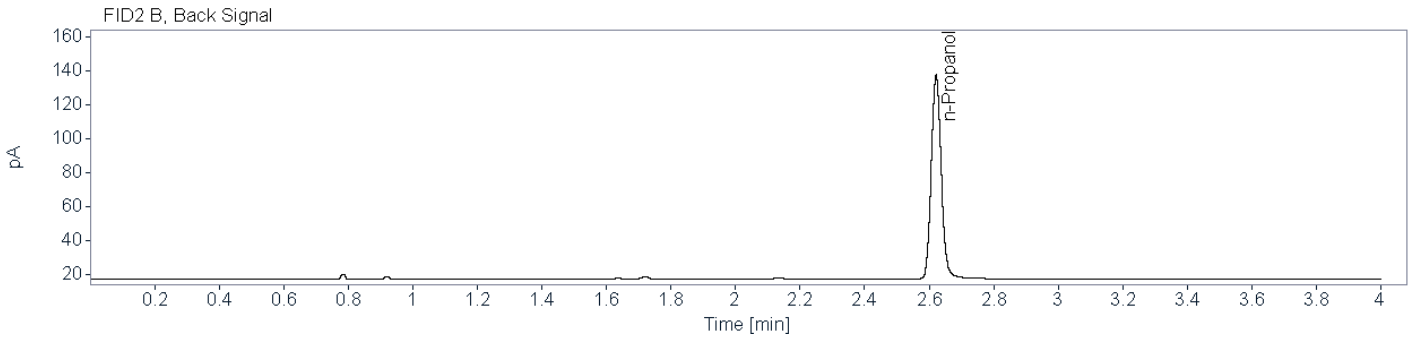
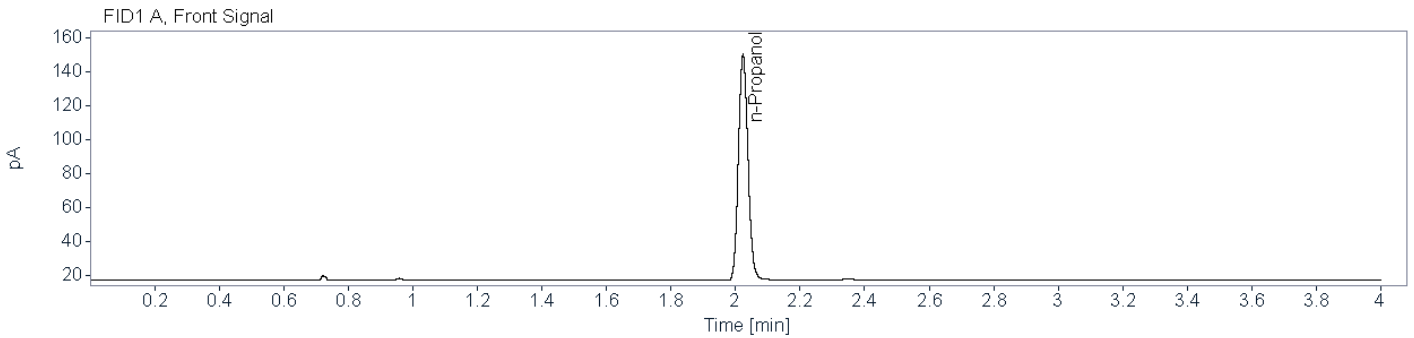


Brazoria County Sheriff's Office Crime Lab

Toxicology

Ethanol Analysis

Sample Name: BCCL-22-1389 001 (24-1525) **Description:** Alq 1 **Sample Barcode:** 24-1525 **Vial Number:** 15
Instrument: BAC 1 **Acq. Method:** BAC.M **Injection Date:** 6/26/2024 1:34:23 PM
Data File: C:\Chem32\1\Data\2024\BAC_20240626_KB 2024-06-26 12-10-32\015F1501.D



Name FID1A

Compound	Peak Symmetry	RT [min]	Expected RT[min]	Area	Concentration [g/100 mL]
n-Propanol	0.86631	2.023	2.023	273.0349	0.0100

Name FID2B

Compound	Peak Symmetry	RT [min]	Expected RT[min]	Area	Concentration [g/100 mL]
n-Propanol	0.89209	2.621	2.621	254.3627	0.0100

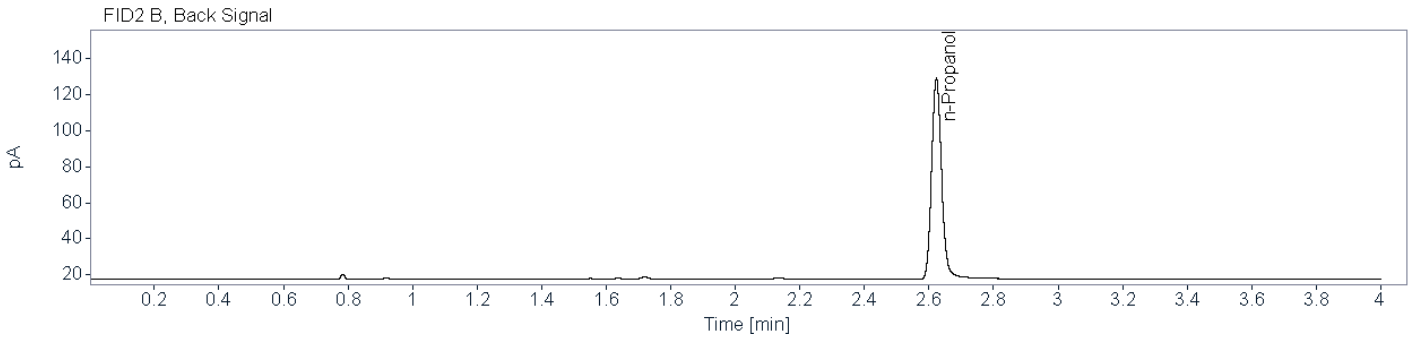
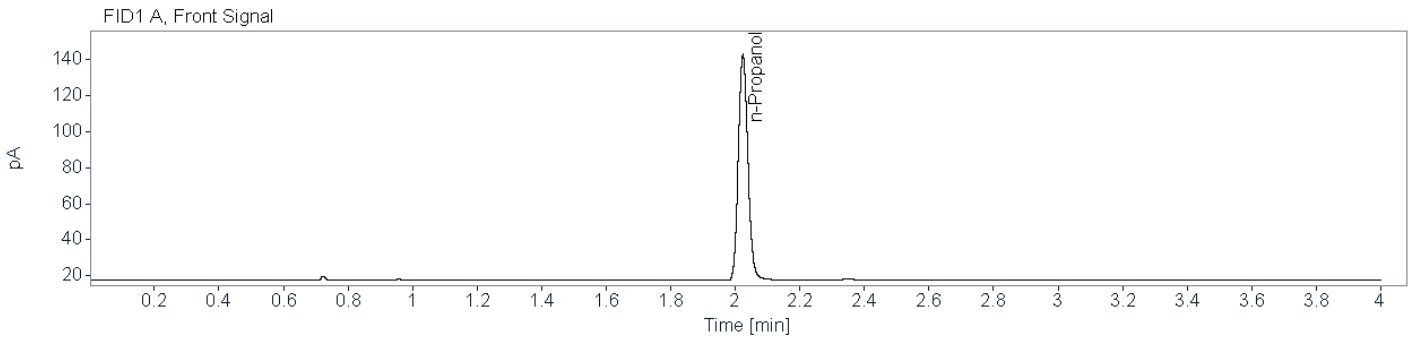


Brazoria County Sheriff's Office Crime Lab

Toxicology

Ethanol Analysis

Sample Name: BCCL-22-1389 001 (24-1583)
Description: Alq 2
Sample Barcode: 24-1583
Vial Number: 73
Instrument: BAC 1
Acq. Method: BAC.M
Injection Date: 6/26/2024 6:35:59 PM
Data File: C:\Chem32\1\Data\2024\BAC_20240626_KB 2024-06-26 12-10-32\073F7301.D



Name FID1A

Compound	Peak Symmetry	RT [min]	Expected RT[min]	Area	Concentration [g/100 mL]
n-Propanol	0.85466	2.024	2.023	257.9764	0.0100

Name FID2B

Compound	Peak Symmetry	RT [min]	Expected RT[min]	Area	Concentration [g/100 mL]
n-Propanol	0.85502	2.623	2.621	236.7154	0.0100



Brazoria County Crime Laboratory

Toxicology

Ethanol Confirmation Worksheet

Lab Number:

BCCL-22-1403 001

Batch Name: BAC_20240626_KB

Instrument: BAC-1

Analyst: Kayla M. Baylor

Specimen type:



Blood



Liquid



Other: _____

Results:

Ethanol

FID1

FID2

Aliquot 1:

0.1242

Aliquot 1:

0.1245

Aliquot 2:

0.1289

Aliquot 2:

0.1300

Reported Result: 0.126 g/100 mL

Reported UM: 0.018 g/100 mL

Comments:

Total Number of Printed Examination Pages: 0

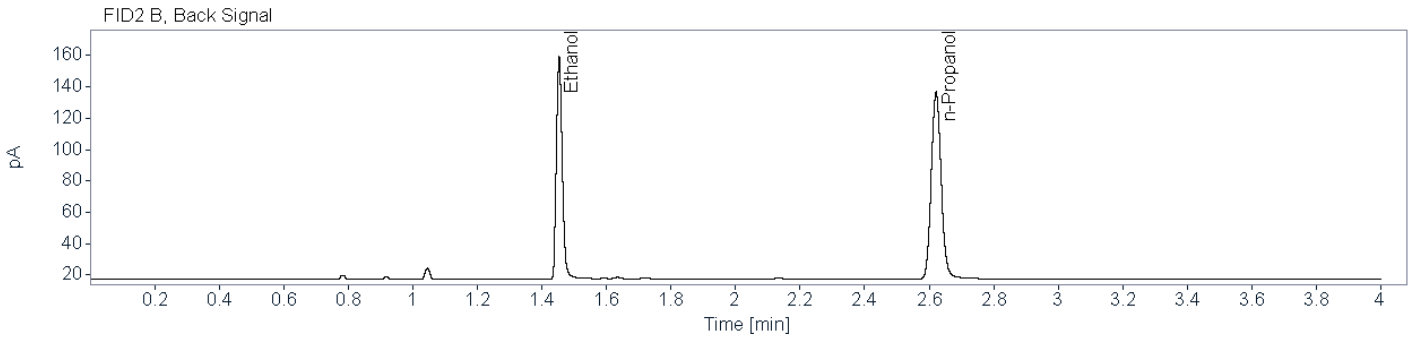
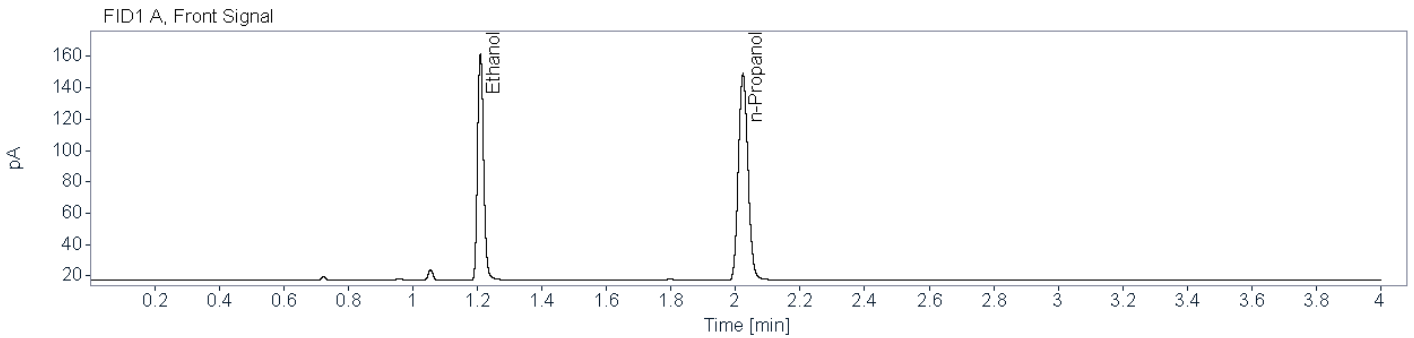


Brazoria County Sheriff's Office Crime Lab

Toxicology

Ethanol Analysis

Sample Name: BCCL-22-1403 001 (24-1526) **Description:** Alq 1 **Sample Barcode:** 24-1526 **Vial Number:** 16
Instrument: BAC 1 **Acq. Method:** BAC.M **Injection Date:** 6/26/2024 1:39:15 PM
Data File: C:\Chem32\1\Data\2024\BAC_20240626_KB 2024-06-26 12-10-32\016F1601.D



Name FID1A

Compound	Peak Symmetry	RT [min]	Expected RT[min]	Area	Concentration [g/100 mL]
Ethanol	0.82669	1.209	1.209	189.7885	0.1242
n-Propanol	0.86568	2.023	2.023	271.4827	0.0100

Name FID2B

Compound	Peak Symmetry	RT [min]	Expected RT[min]	Area	Concentration [g/100 mL]
Ethanol	0.82493	1.454	1.453	179.4779	0.1245
n-Propanol	0.88959	2.621	2.621	252.6019	0.0100

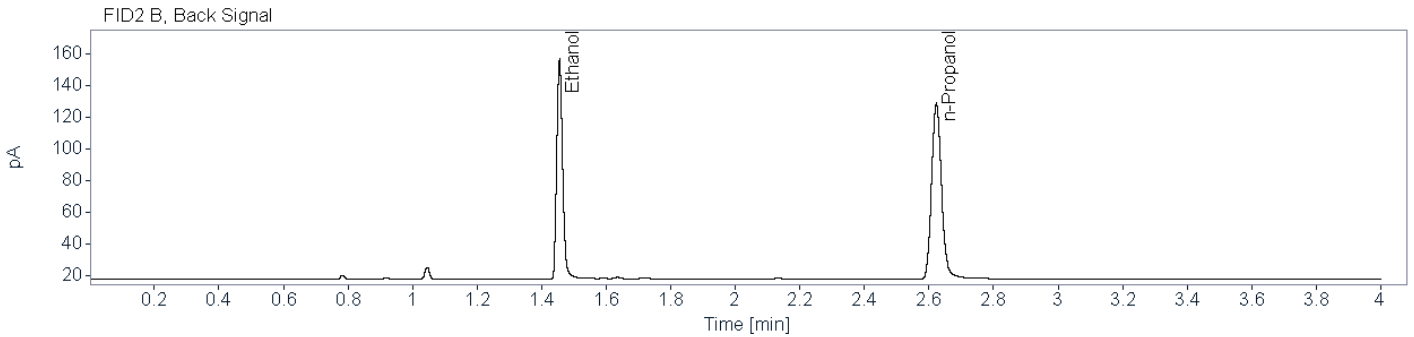
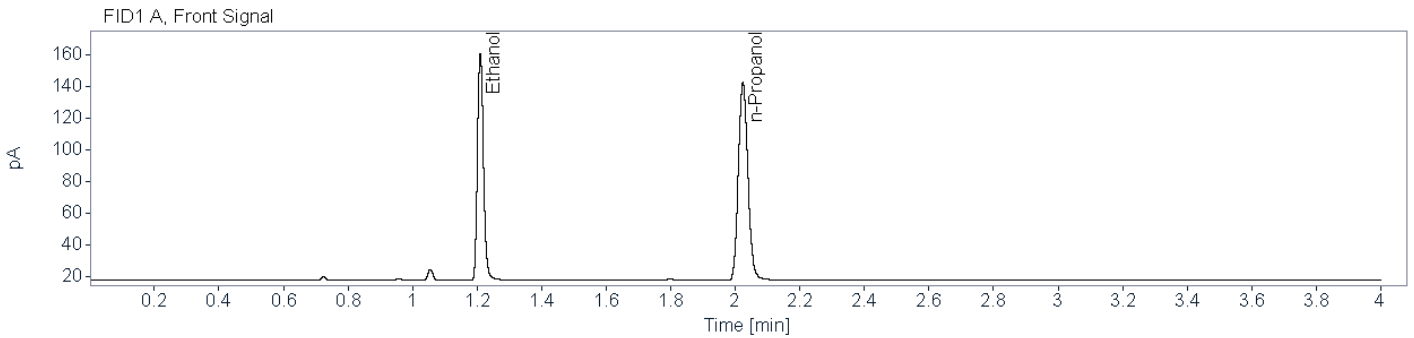


Brazoria County Sheriff's Office Crime Lab

Toxicology

Ethanol Analysis

Sample Name: BCCL-22-1403 001 (24-1582)
Description: Alq 2
Sample Barcode: 24-1582
Vial Number: 72
Instrument: BAC 1
Acq. Method: BAC.M
Injection Date: 6/26/2024 6:30:27 PM
Data File: C:\Chem32\1\Data\2024\BAC_20240626_KB 2024-06-26 12-10-32\072F7201.D



Name FID1A

Compound	Peak Symmetry	RT [min]	Expected RT[min]	Area	Concentration [g/100 mL]
Ethanol	0.82316	1.210	1.209	186.3504	0.1289
n-Propanol	0.85289	2.024	2.023	256.8004	0.0100

Name FID2B

Compound	Peak Symmetry	RT [min]	Expected RT[min]	Area	Concentration [g/100 mL]
Ethanol	0.81859	1.455	1.453	174.8594	0.1300
n-Propanol	0.86670	2.623	2.621	235.7111	0.0100



Brazoria County Crime Laboratory

Toxicology

Ethanol Confirmation Worksheet

Lab Number:

BCCL-22-1456 001

Batch Name: BAC_20240626_KB

Instrument: BAC-1

Analyst: Kayla M. Baylor

Specimen type:



Blood



Liquid



Other: _____

Results:

Ethanol

FID1

FID2

Aliquot 1:

0.2706

Aliquot 1:

0.2711

Aliquot 2:

0.2910

Aliquot 2:

0.2944

Reported Result: 0.281 g/100 mL

Reported UM: 0.040 g/100 mL

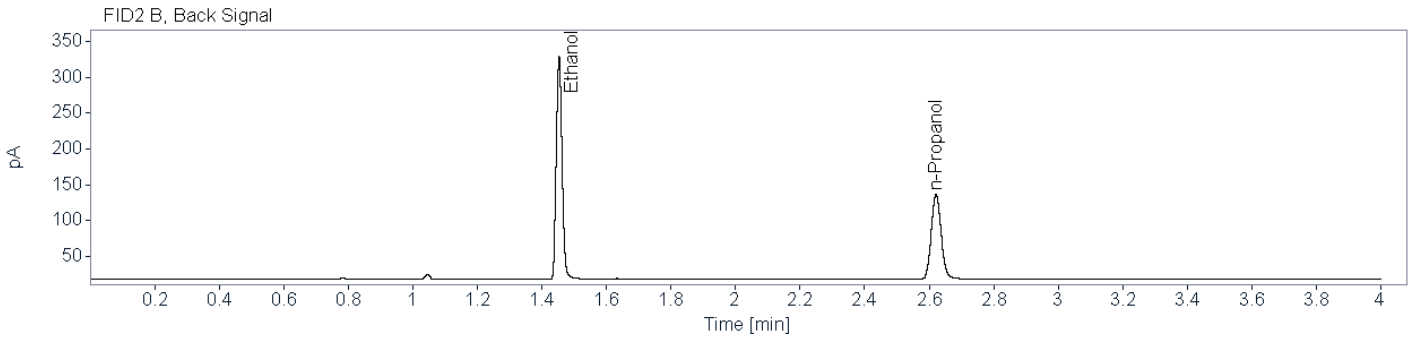
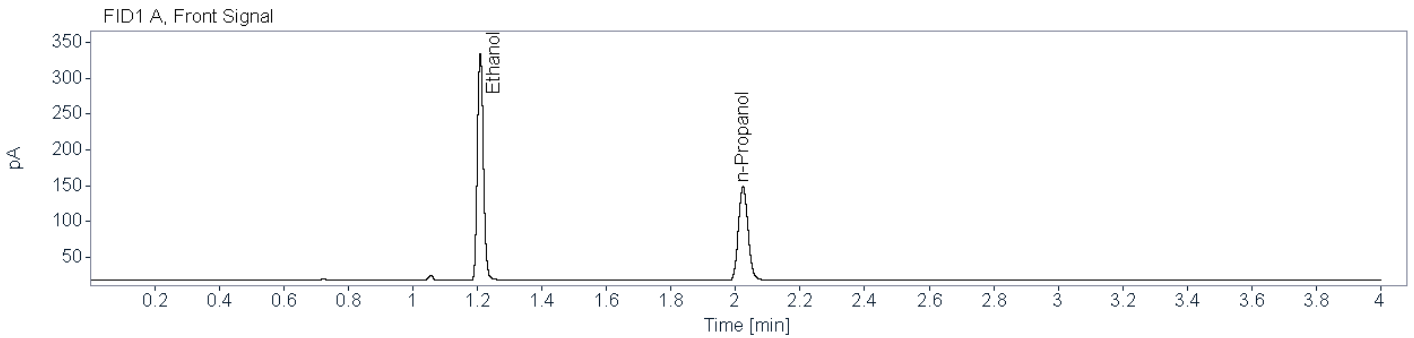
Comments:

Total Number of Printed Examination Pages: 0



Brazoria County Sheriff's Office Crime Lab
Toxicology
Ethanol Analysis

Sample Name: BCCL-22-1456 001 (24-1527) **Description:** Alq 1 **Sample Barcode:** 24-1527 **Vial Number:** 17
Instrument: BAC 1 **Acq. Method:** BAC.M **Injection Date:** 6/26/2024 1:44:47 PM
Data File: C:\Chem32\1\Data\2024\BAC_20240626_KB 2024-06-26 12-10-32\017F1701.D



Name FID1A

Compound	Peak Symmetry	RT [min]	Expected RT[min]	Area	Concentration [g/100 mL]
Ethanol	0.85175	1.209	1.209	414.3815	0.2706
n-Propanol	0.87050	2.023	2.023	271.0632	0.0100

Name FID2B

Compound	Peak Symmetry	RT [min]	Expected RT[min]	Area	Concentration [g/100 mL]
Ethanol	0.87509	1.453	1.453	391.7755	0.2711
n-Propanol	0.89513	2.621	2.621	252.0427	0.0100

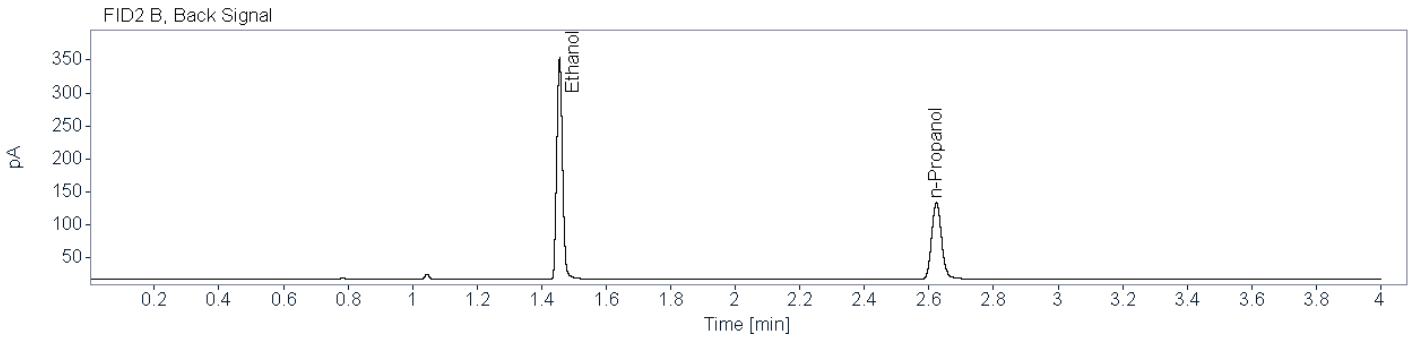
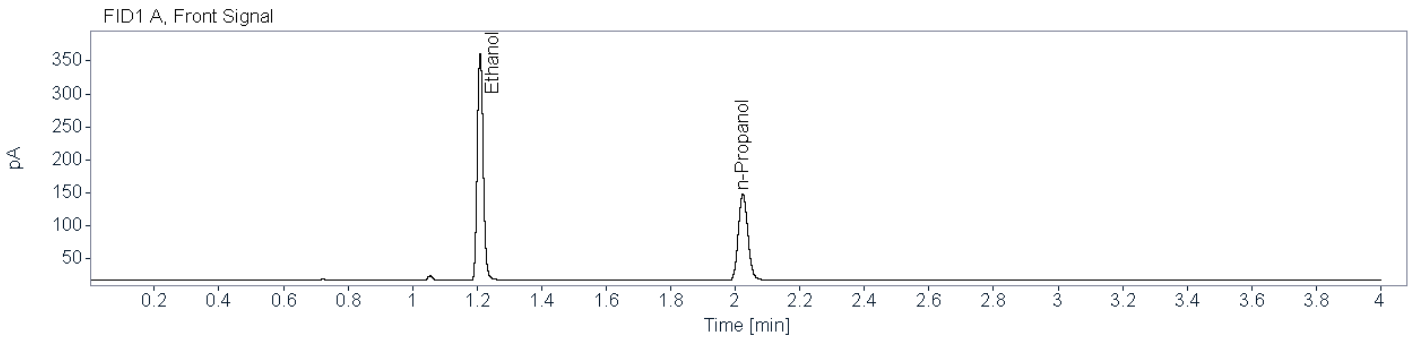


Brazoria County Sheriff's Office Crime Lab

Toxicology

Ethanol Analysis

Sample Name: BCCL-22-1456 001 (24-1581) **Description:** Alq 2 **Sample Barcode:** 24-1581 **Vial Number:** 71
Instrument: BAC 1 **Acq. Method:** BAC.M **Injection Date:** 6/26/2024 6:25:35 PM
Data File: C:\Chem32\1\Data\2024\BAC_20240626_KB 2024-06-26 12-10-32\071F7101.D



Name FID1A

Compound	Peak Symmetry	RT [min]	Expected RT[min]	Area	Concentration [g/100 mL]
Ethanol	0.86838	1.209	1.209	442.2321	0.2910
n-Propanol	0.85124	2.023	2.023	268.8969	0.0100

Name FID2B

Compound	Peak Symmetry	RT [min]	Expected RT[min]	Area	Concentration [g/100 mL]
Ethanol	0.87302	1.456	1.453	417.1302	0.2944
n-Propanol	0.87034	2.623	2.621	246.9746	0.0100



Brazoria County Crime Laboratory

Toxicology

Ethanol Confirmation Worksheet

Lab Number:

BCCL-22-1482 001

Batch Name: BAC_20240626_KB

Instrument: BAC-1

Analyst: Kayla M. Baylor

Specimen type:



Blood



Liquid



Other: _____

Results:

Ethanol

FID1

FID2

Aliquot 1:

0.1481

Aliquot 1:

0.1487

Aliquot 2:

0.1523

Aliquot 2:

0.1539

Reported Result: 0.150 g/100 mL

Reported UM: 0.022 g/100 mL

Comments:

Total Number of Printed Examination Pages: 0

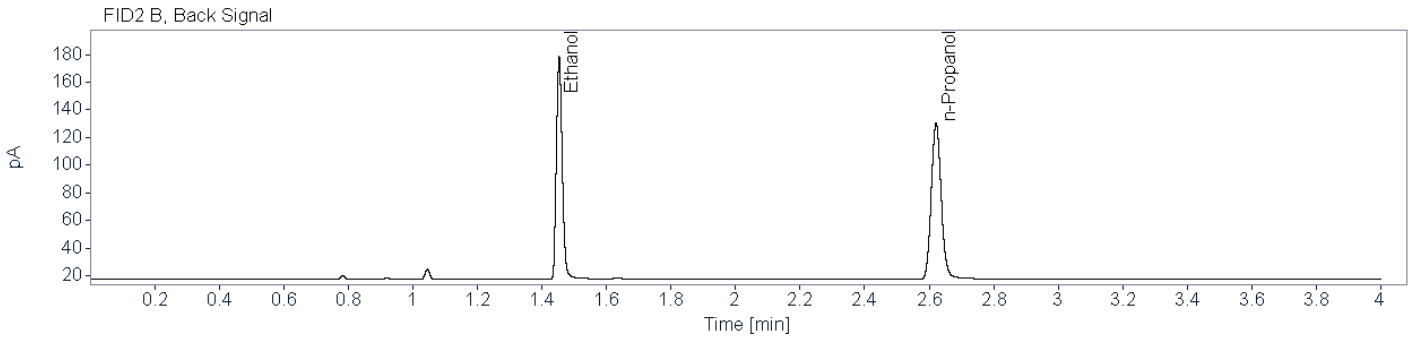
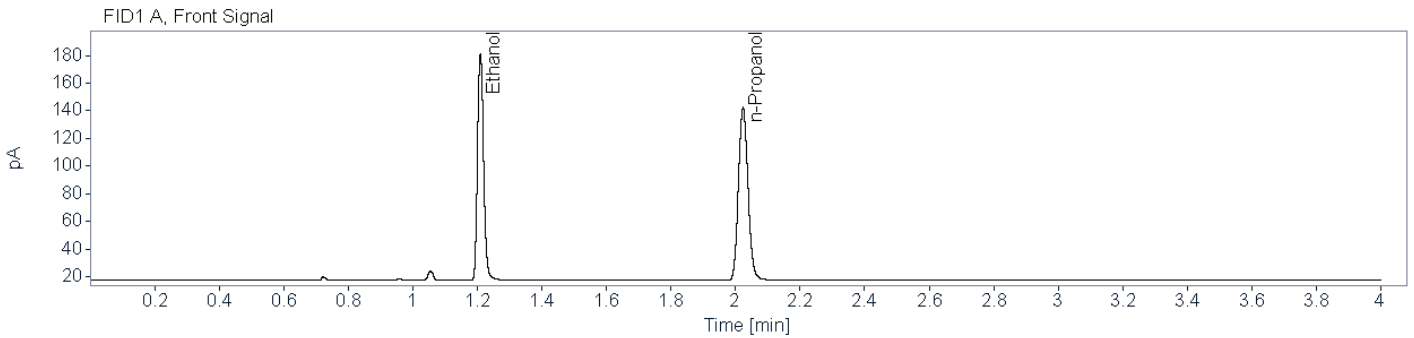


Brazoria County Sheriff's Office Crime Lab

Toxicology

Ethanol Analysis

Sample Name: BCCL-22-1482 001 (24-1528) **Description:** Alq 1 **Sample Barcode:** 24-1528 **Vial Number:** 18
Instrument: BAC 1 **Acq. Method:** BAC.M **Injection Date:** 6/26/2024 1:49:39 PM
Data File: C:\Chem32\1\Data\2024\BAC_20240626_KB 2024-06-26 12-10-32\018F1801.D




Name FID1A

Compound	Peak Symmetry	RT [min]	Expected RT[min]	Area	Concentration [g/100 mL]
Ethanol	0.82899	1.209	1.209	215.0145	0.1481
n-Propanol	0.86567	2.023	2.023	257.7644	0.0100

Name FID2B

Compound	Peak Symmetry	RT [min]	Expected RT[min]	Area	Concentration [g/100 mL]
Ethanol	0.83456	1.454	1.453	203.1919	0.1487
n-Propanol	0.88987	2.621	2.621	239.2166	0.0100

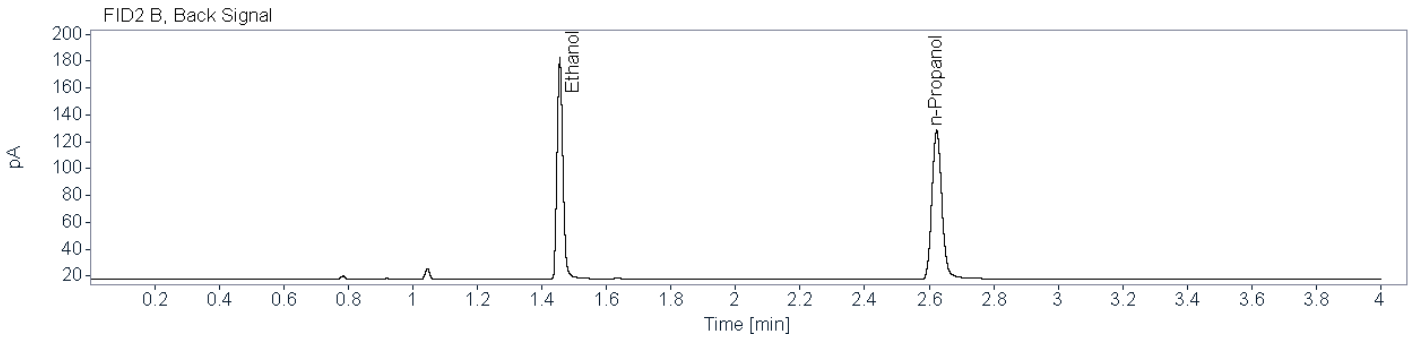
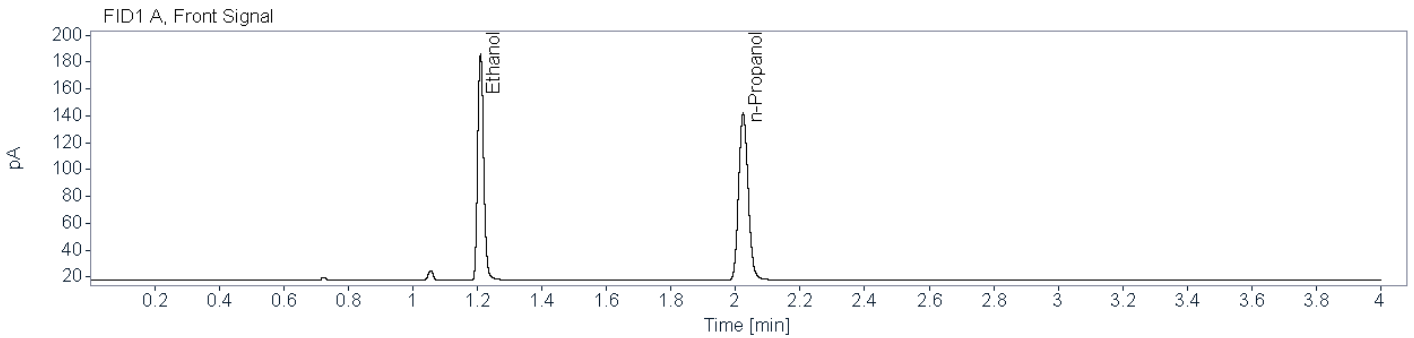


Brazoria County Sheriff's Office Crime Lab

Toxicology

Ethanol Analysis

Sample Name: BCCL-22-1482 001 (24-1580) **Description:** Alq 2 **Sample Barcode:** 24-1580 **Vial Number:** 70
Instrument: BAC 1 **Acq. Method:** BAC.M **Injection Date:** 6/26/2024 6:20:03 PM
Data File: C:\Chem32\1\Data\2024\BAC_20240626_KB 2024-06-26 12-10-32\070F7001.D



Name FID1A

Compound	Peak Symmetry	RT [min]	Expected RT[min]	Area	Concentration [g/100 mL]
Ethanol	0.83771	1.210	1.209	219.1656	0.1523
n-Propanol	0.85243	2.024	2.023	255.3758	0.0100

Name FID2B

Compound	Peak Symmetry	RT [min]	Expected RT[min]	Area	Concentration [g/100 mL]
Ethanol	0.83003	1.456	1.453	205.8446	0.1539
n-Propanol	0.86977	2.623	2.621	234.0263	0.0100



Brazoria County Crime Laboratory

Toxicology

Ethanol Confirmation Worksheet

Lab Number:

BCCL-22-1508 001

Batch Name: BAC_20240626_KB

Instrument: BAC-1

Analyst: Kayla M. Baylor

Specimen type:



Blood



Liquid



Other: _____

Results:

Ethanol

FID1

FID2

Aliquot 1:

0.1699

Aliquot 1:

0.1703

Aliquot 2:

0.1716

Aliquot 2:

0.1727

Reported Result: 0.171 g/100 mL

Reported UM: 0.025 g/100 mL

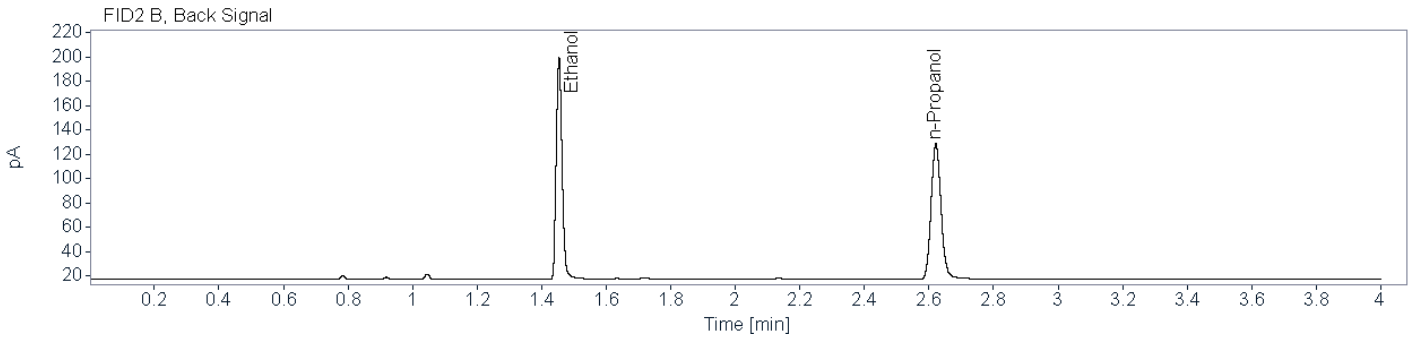
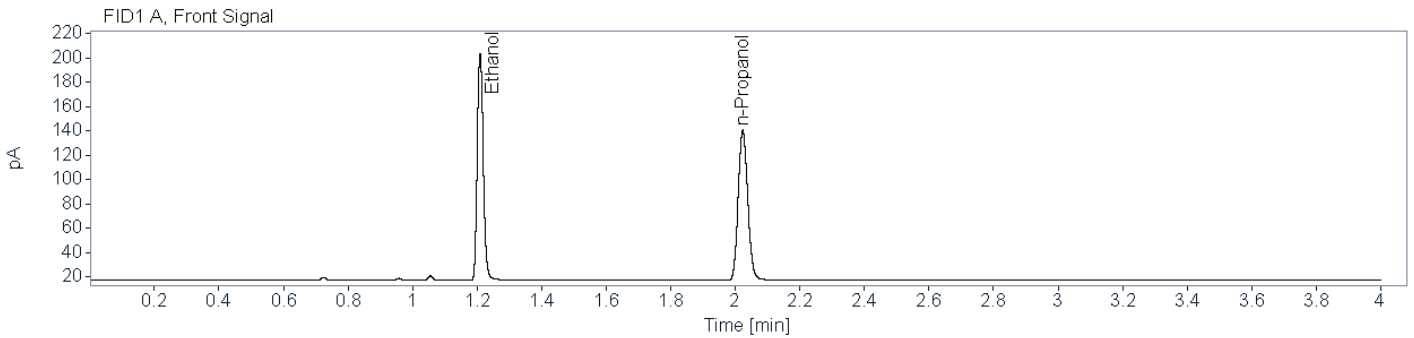
Comments:

Total Number of Printed Examination Pages: 0



Brazoria County Sheriff's Office Crime Lab
Toxicology
Ethanol Analysis

Sample Name: BCCL-22-1508 001 (24-1529) **Description:** Alq 1 **Sample Barcode:** 24-1529 **Vial Number:** 19
Instrument: BAC 1 **Acq. Method:** BAC.M **Injection Date:** 6/26/2024 1:55:10 PM
Data File: C:\Chem32\1\Data\2024\BAC_20240626_KB 2024-06-26 12-10-32\019F1901.D



Name FID1A

Compound	Peak Symmetry	RT [min]	Expected RT[min]	Area	Concentration [g/100 mL]
Ethanol	0.84623	1.209	1.209	242.1029	0.1699
n-Propanol	0.85710	2.023	2.023	252.6954	0.0100

Name FID2B

Compound	Peak Symmetry	RT [min]	Expected RT[min]	Area	Concentration [g/100 mL]
Ethanol	0.83510	1.454	1.453	229.1454	0.1703
n-Propanol	0.88827	2.622	2.621	235.1918	0.0100

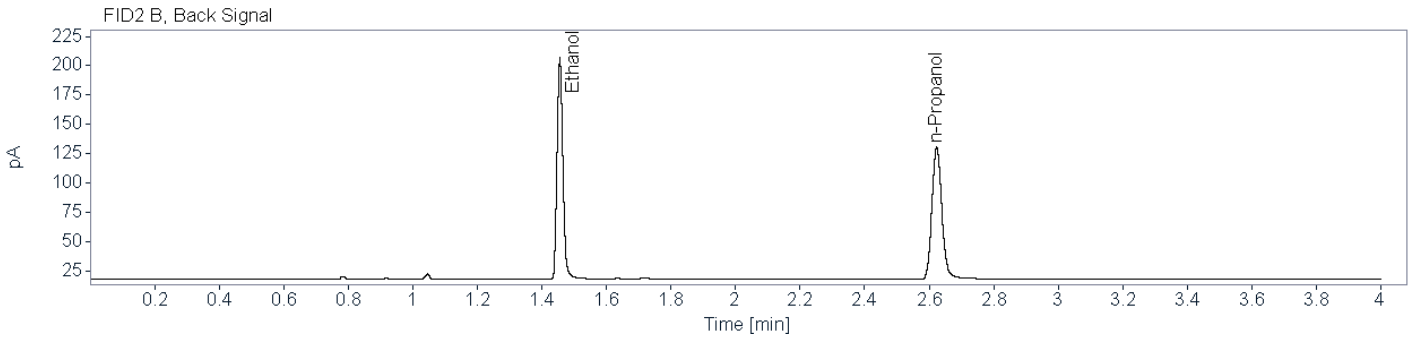
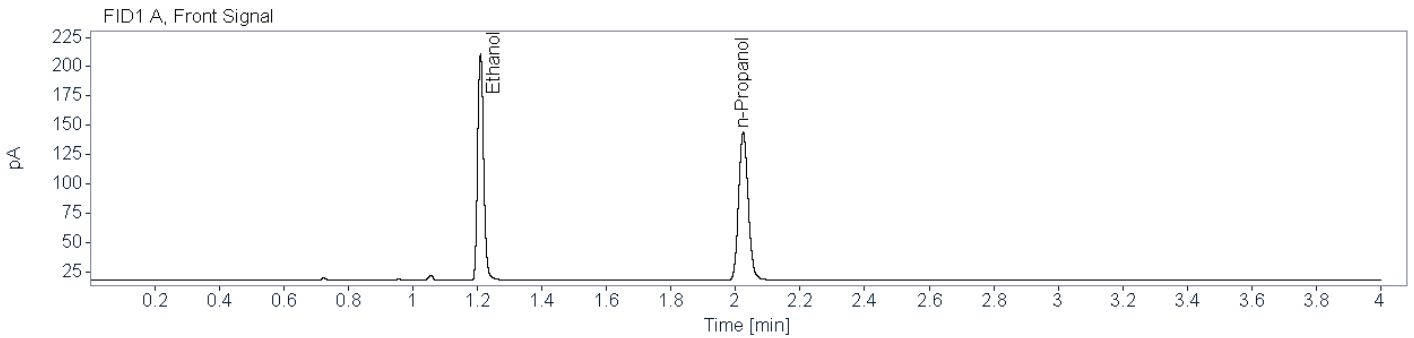


Brazoria County Sheriff's Office Crime Lab

Toxicology

Ethanol Analysis

Sample Name: BCCL-22-1508 001 (24-1579) **Description:** Alq 2 **Sample Barcode:** 24-1579 **Vial Number:** 69
Instrument: BAC 1 **Acq. Method:** BAC.M **Injection Date:** 6/26/2024 6:15:11 PM
Data File: C:\Chem32\1\Data\2024\BAC_20240626_KB 2024-06-26 12-10-32\069F6901.D



Name FID1A

Compound	Peak Symmetry	RT [min]	Expected RT[min]	Area	Concentration [g/100 mL]
Ethanol	0.83926	1.210	1.209	251.2153	0.1716
n-Propanol	0.86338	2.024	2.023	259.6987	0.0100

Name FID2B

Compound	Peak Symmetry	RT [min]	Expected RT[min]	Area	Concentration [g/100 mL]
Ethanol	0.83726	1.456	1.453	236.1743	0.1727
n-Propanol	0.86279	2.623	2.621	239.0091	0.0100



Brazoria County Crime Laboratory

Toxicology

Ethanol Confirmation Worksheet

Lab Number:

BCCL-22-1555 001

Batch Name: BAC_20240626_KB

Instrument: BAC-1

Analyst: Kayla M. Baylor

Specimen type:



Blood



Liquid



Other: _____

Results:


	FID1		FID2
Ethanol			
Aliquot 1:	0.0000	Aliquot 1:	0.0000
	_____		_____
Aliquot 2:	0.0000	Aliquot 2:	0.0000
	_____		_____

Reported Result: none detected

Reported UM: _____

Comments:

Total Number of Printed Examination Pages: 0

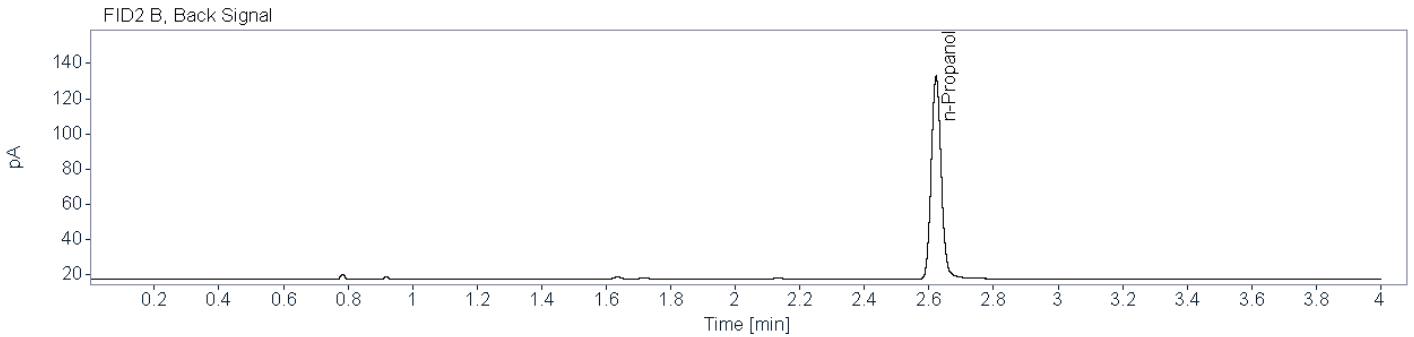
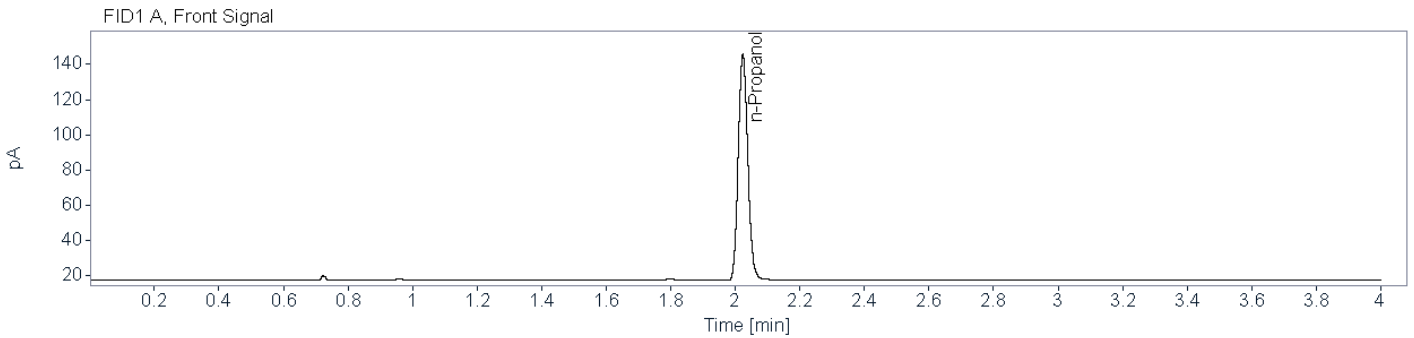


Brazoria County Sheriff's Office Crime Lab

Toxicology

Ethanol Analysis

Sample Name: BCCL-22-1555 001 (24-1530) **Description:** Alq 1 **Sample Barcode:** 24-1530 **Vial Number:** 20
Instrument: BAC 1 **Acq. Method:** BAC.M **Injection Date:** 6/26/2024 2:00:04 PM
Data File: C:\Chem32\1\Data\2024\BAC_20240626_KB 2024-06-26 12-10-32\020F2001.D



Name FID1A

Compound	Peak Symmetry	RT [min]	Expected RT[min]	Area	Concentration [g/100 mL]
n-Propanol	0.86067	2.023	2.023	263.8952	0.0100

Name FID2B

Compound	Peak Symmetry	RT [min]	Expected RT[min]	Area	Concentration [g/100 mL]
n-Propanol	0.88523	2.622	2.621	245.1139	0.0100

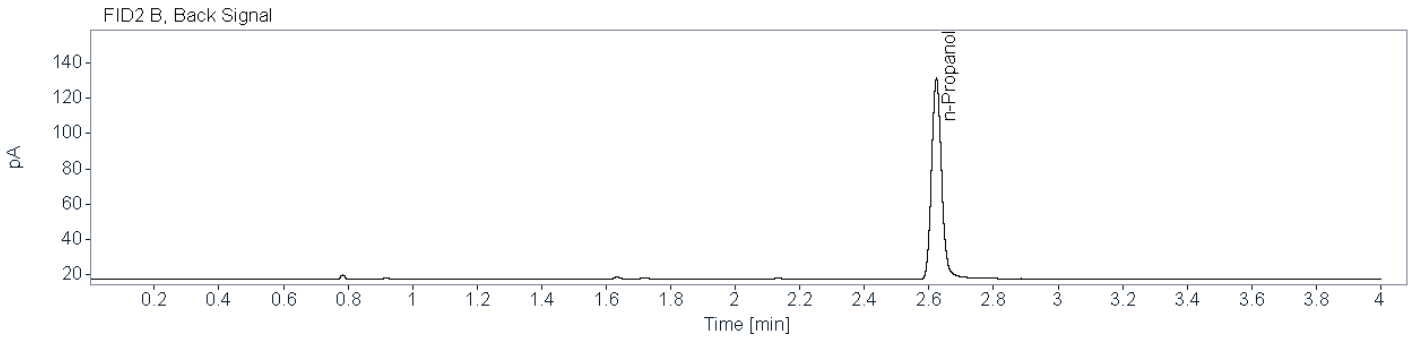
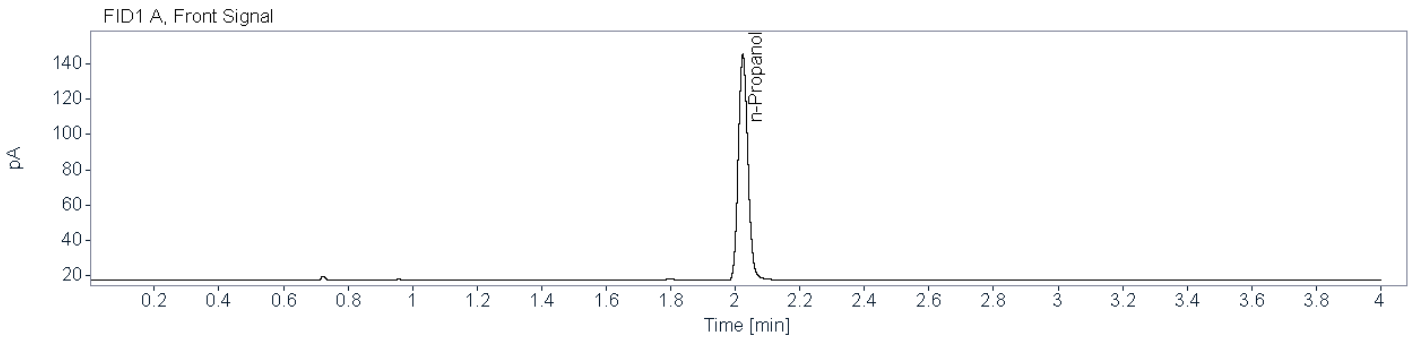


Brazoria County Sheriff's Office Crime Lab

Toxicology

Ethanol Analysis

Sample Name: BCCL-22-1555 001 (24-1578)
Description: Alq 2
Sample Barcode: 24-1578
Vial Number: 68
Instrument: BAC 1
Acq. Method: BAC.M
Injection Date: 6/26/2024 6:09:40 PM
Data File: C:\Chem32\1\Data\2024\BAC_20240626_KB 2024-06-26 12-10-32\068F6801.D



Name FID1A

Compound	Peak Symmetry	RT [min]	Expected RT[min]	Area	Concentration [g/100 mL]
n-Propanol	0.84945	2.023	2.023	261.9789	0.0100

Name FID2B

Compound	Peak Symmetry	RT [min]	Expected RT[min]	Area	Concentration [g/100 mL]
n-Propanol	0.87095	2.623	2.621	240.6723	0.0100



Brazoria County Crime Laboratory

Toxicology

Ethanol Confirmation Worksheet

Lab Number:

BCCL-24-1058 003

Batch Name: BAC_20240626_KB

Instrument: BAC-1

Analyst: Kayla M. Baylor

Specimen type:



Blood



Liquid



Other: _____

Results:

Ethanol

FID1

FID2

Aliquot 1:

0.1440

Aliquot 1:

0.1447

Aliquot 2:

0.1518

Aliquot 2:

0.1529

Reported Result: 0.148 g/100 mL

Reported UM: 0.021 g/100 mL

Comments:

Total Number of Printed Examination Pages: 0

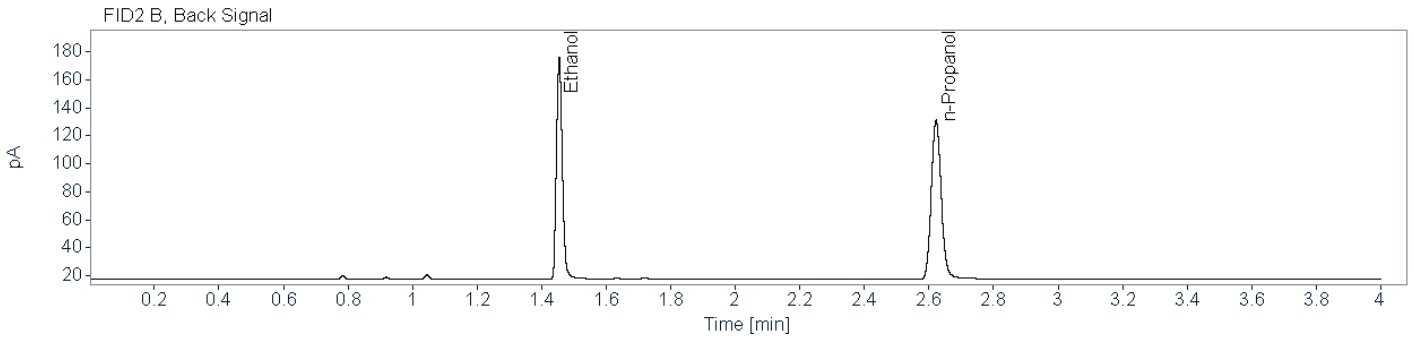
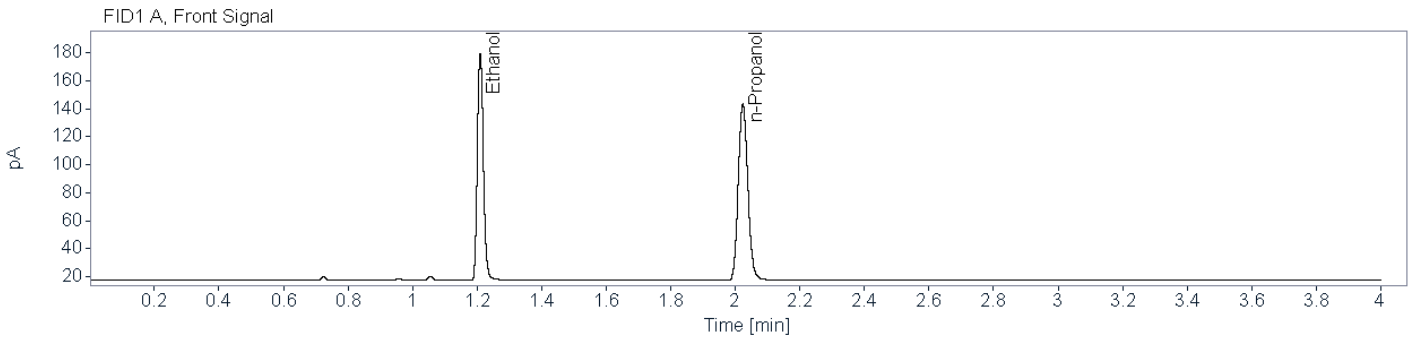


Brazoria County Sheriff's Office Crime Lab

Toxicology

Ethanol Analysis

Sample Name: BCCL-24-1058 003 (24-1531) **Description:** Alq 1 **Sample Barcode:** 24-1531 **Vial Number:** 21
Instrument: BAC 1 **Acq. Method:** BAC.M **Injection Date:** 6/26/2024 2:05:34 PM
Data File: C:\Chem32\1\Data\2024\BAC_20240626_KB 2024-06-26 12-10-32\021F2101.D




Name FID1A

Compound	Peak Symmetry	RT [min]	Expected RT[min]	Area	Concentration [g/100 mL]
Ethanol	0.83047	1.210	1.209	210.6593	0.1440
n-Propanol	0.85844	2.023	2.023	259.7454	0.0100

Name FID2B

Compound	Peak Symmetry	RT [min]	Expected RT[min]	Area	Concentration [g/100 mL]
Ethanol	0.82787	1.455	1.453	199.2770	0.1447
n-Propanol	0.88037	2.622	2.621	241.1523	0.0100

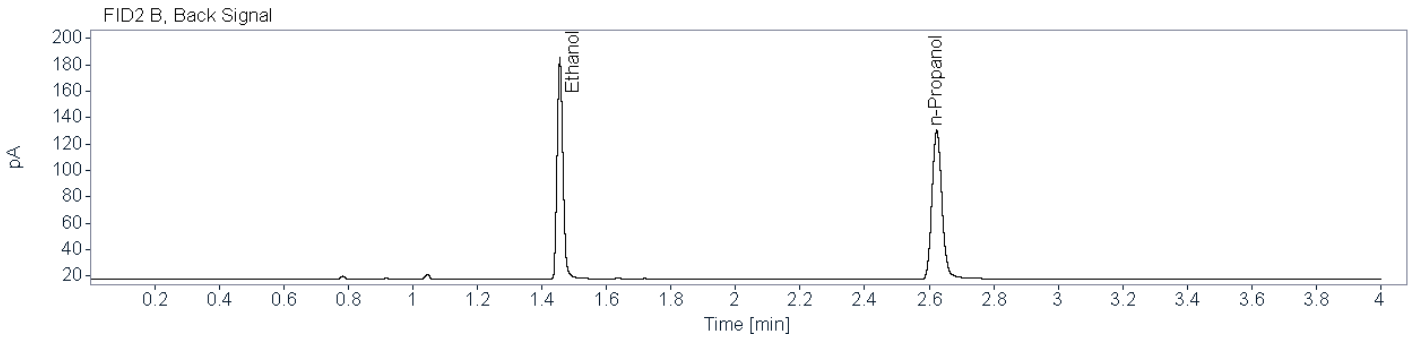
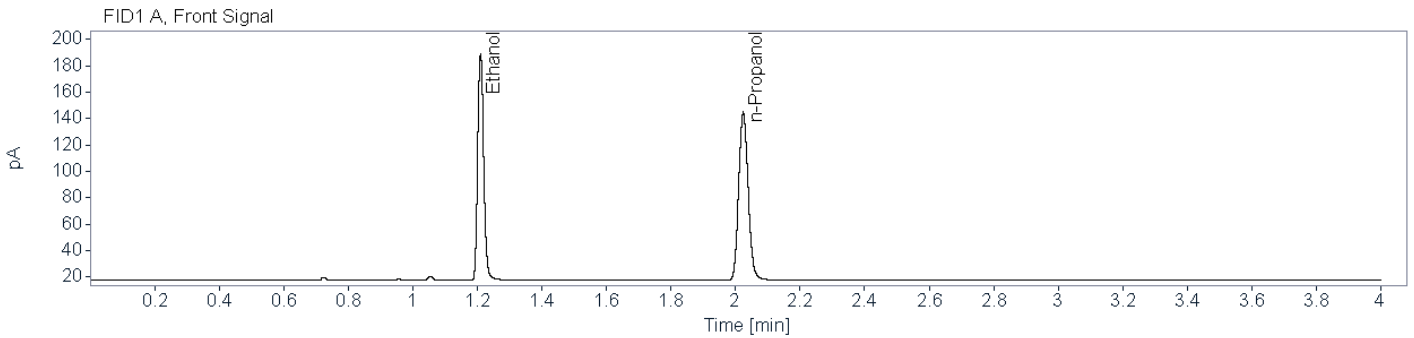


Brazoria County Sheriff's Office Crime Lab

Toxicology

Ethanol Analysis

Sample Name: BCCL-24-1058 003 (24-1577)
Description: Alq 2
Sample Barcode: 24-1577
Vial Number: 67
Instrument: BAC 1
Acq. Method: BAC.M
Injection Date: 6/26/2024 6:04:48 PM
Data File: C:\Chem32\1\Data\2024\BAC_20240626_KB 2024-06-26 12-10-32\067F6701.D



Name FID1A

Compound	Peak Symmetry	RT [min]	Expected RT[min]	Area	Concentration [g/100 mL]
Ethanol	0.83936	1.210	1.209	222.7638	0.1518
n-Propanol	0.86104	2.024	2.023	260.4705	0.0100

Name FID2B

Compound	Peak Symmetry	RT [min]	Expected RT[min]	Area	Concentration [g/100 mL]
Ethanol	0.83305	1.456	1.453	209.3268	0.1529
n-Propanol	0.86816	2.623	2.621	239.6124	0.0100



Brazoria County Crime Laboratory

Toxicology

Ethanol Confirmation Worksheet

Lab Number:

BCCL-24-1059 001

Batch Name: BAC_20240626_KB

Instrument: BAC-1

Analyst: Kayla M. Baylor

Specimen type:



Blood



Liquid



Other: _____

Results:

Ethanol

FID1

FID2

Aliquot 1:

0.2524

Aliquot 1:

0.2533

Aliquot 2:

0.2751

Aliquot 2:

0.2780

Reported Result: ~~0.264~~ g/100 mL

Reported UM: ~~0.038~~ g/100 mL

KB 7/5/2024 -KB 7/5/2024

Comments:

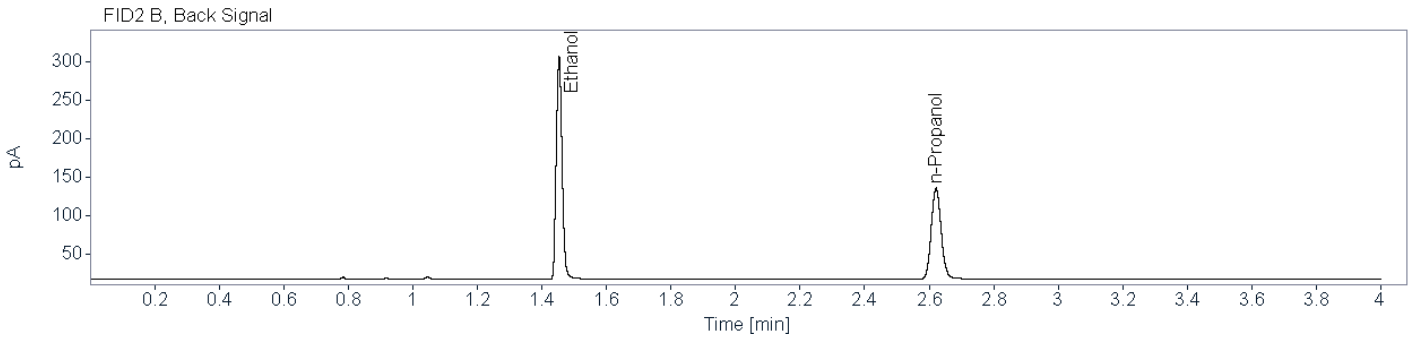
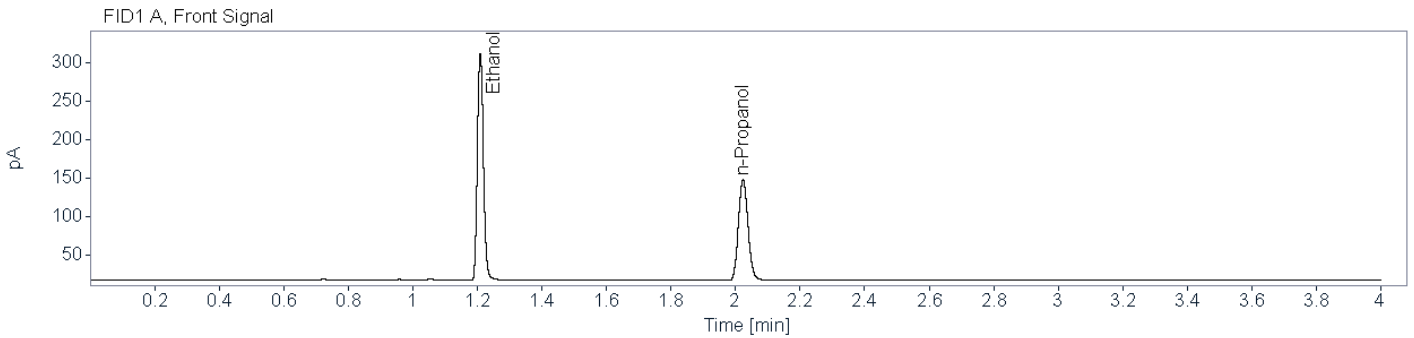
Aliquot 2 FID 2 value not within 5% of the average, this sample will be repeated -KB 7/2/2024

Total Number of Printed Examination Pages: 0



Brazoria County Sheriff's Office Crime Lab
Toxicology
Ethanol Analysis

Sample Name: BCCL-24-1059 001 (24-1533) **Description:** Alq 1 **Sample Barcode:** 24-1533 **Vial Number:** 23
Instrument: BAC 1 **Acq. Method:** BAC.M **Injection Date:** 6/26/2024 2:15:59 PM
Data File: C:\Chem32\1\Data\2024\BAC_20240626_KB 2024-06-26 12-10-32\023F2301.D



Name FID1A

Compound	Peak Symmetry	RT [min]	Expected RT[min]	Area	Concentration [g/100 mL]
Ethanol	0.84932	1.209	1.209	385.3164	0.2524
n-Propanol	0.86994	2.023	2.023	270.2705	0.0100

Name FID2B

Compound	Peak Symmetry	RT [min]	Expected RT[min]	Area	Concentration [g/100 mL]
Ethanol	0.86771	1.453	1.453	364.5565	0.2533
n-Propanol	0.88693	2.621	2.621	251.0135	0.0100

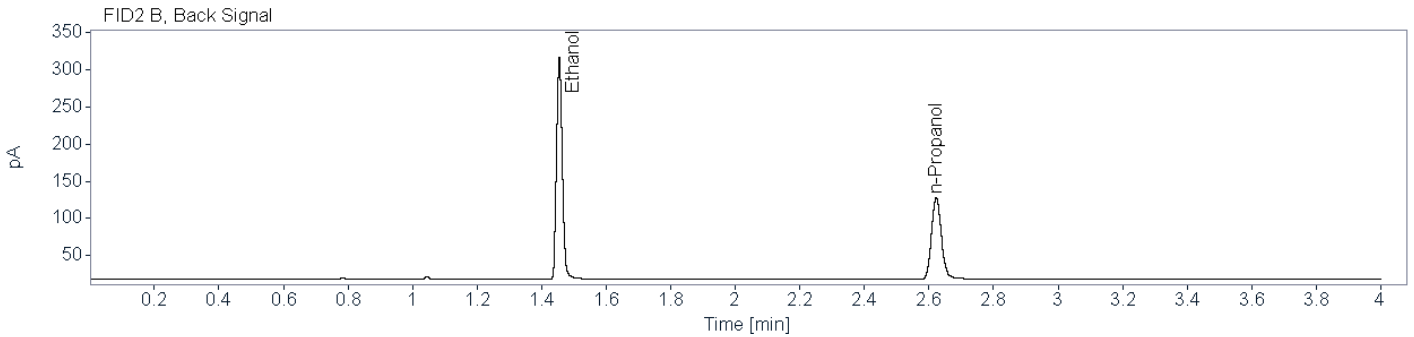
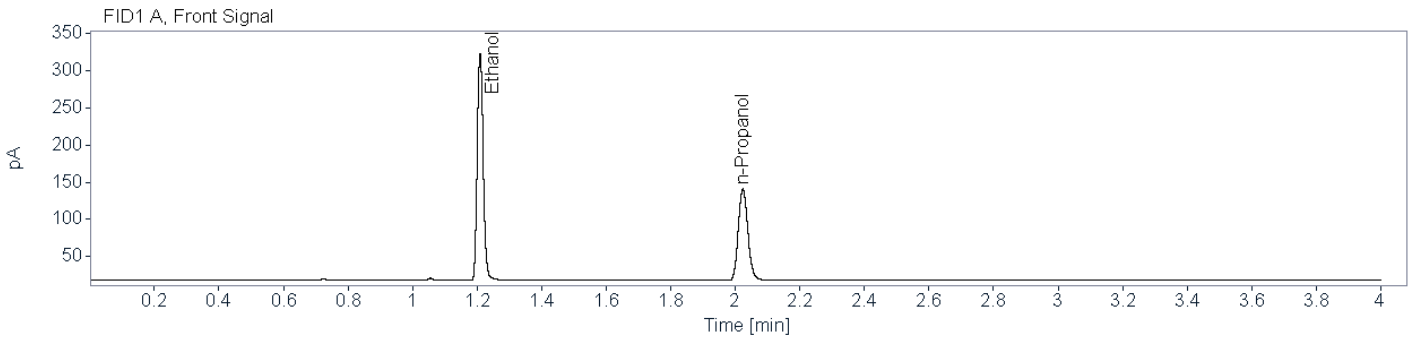


Brazoria County Sheriff's Office Crime Lab

Toxicology

Ethanol Analysis

Sample Name: BCCL-24-1059 001 (24-1575)
Description: Alq 2
Sample Barcode: 24-1575
Vial Number: 65
Instrument: BAC 1
Acq. Method: BAC.M
Injection Date: 6/26/2024 5:54:22 PM
Data File: C:\Chem32\1\Data\2024\BAC_20240626_KB 2024-06-26 12-10-32\065F6501.D



Name FID1A

Compound	Peak Symmetry	RT [min]	Expected RT[min]	Area	Concentration [g/100 mL]
Ethanol	0.86218	1.209	1.209	394.9996	0.2751
n-Propanol	0.85078	2.023	2.023	254.1025	0.0100

Name FID2B

Compound	Peak Symmetry	RT [min]	Expected RT[min]	Area	Concentration [g/100 mL]
Ethanol	0.86001	1.455	1.453	372.3124	0.2780
n-Propanol	0.86523	2.623	2.621	233.5571	0.0100



Brazoria County Crime Laboratory

Toxicology

Ethanol Confirmation Worksheet

Lab Number:

BCCL-24-1060 001

Batch Name: BAC_20240626_KB

Instrument: BAC-1

Analyst: Kayla M. Baylor

Specimen type:



Blood



Liquid



Other: _____

Results:

Ethanol

FID1

FID2

Aliquot 1:

0.2065

Aliquot 1:

0.2069

Aliquot 2:

0.2091

Aliquot 2:

0.2113

Reported Result: 0.208 g/100 mL

Reported UM: 0.030 g/100 mL

Comments:

Total Number of Printed Examination Pages: 0

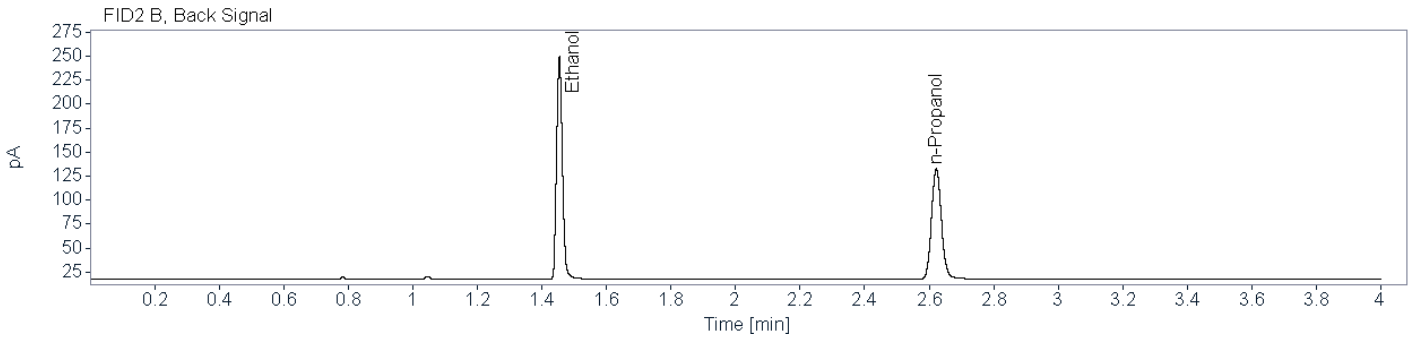
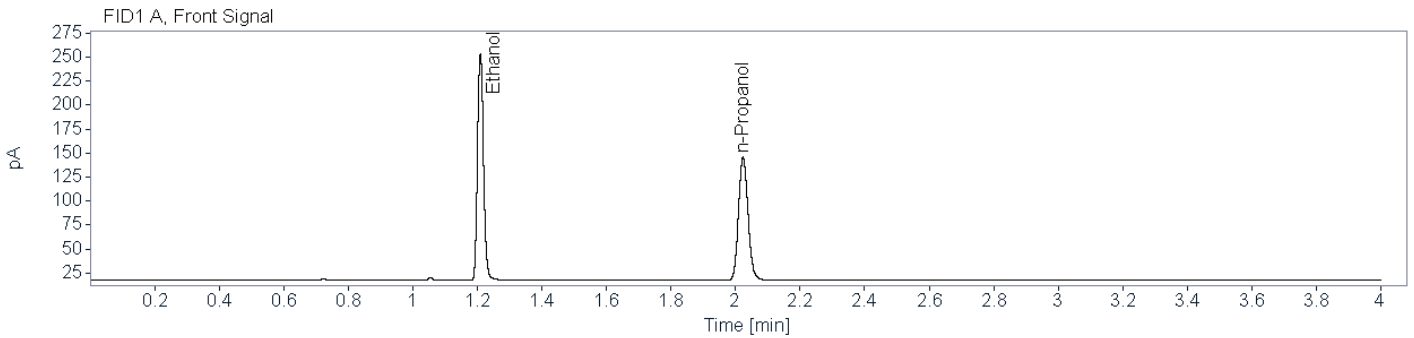


Brazoria County Sheriff's Office Crime Lab

Toxicology

Ethanol Analysis

Sample Name: BCCL-24-1060 001 (24-1534) **Description:** Alq 1 **Sample Barcode:** 24-1534 **Vial Number:** 24
Instrument: BAC 1 **Acq. Method:** BAC.M **Injection Date:** 6/26/2024 2:20:52 PM
Data File: C:\Chem32\1\Data\2024\BAC_20240626_KB 2024-06-26 12-10-32\024F2401.D



Name FID1A

Compound	Peak Symmetry	RT [min]	Expected RT[min]	Area	Concentration [g/100 mL]
Ethanol	0.84337	1.209	1.209	307.1794	0.2065
n-Propanol	0.86623	2.023	2.023	263.6247	0.0100

Name FID2B

Compound	Peak Symmetry	RT [min]	Expected RT[min]	Area	Concentration [g/100 mL]
Ethanol	0.85007	1.454	1.453	289.6175	0.2069
n-Propanol	0.88949	2.622	2.621	244.4372	0.0100

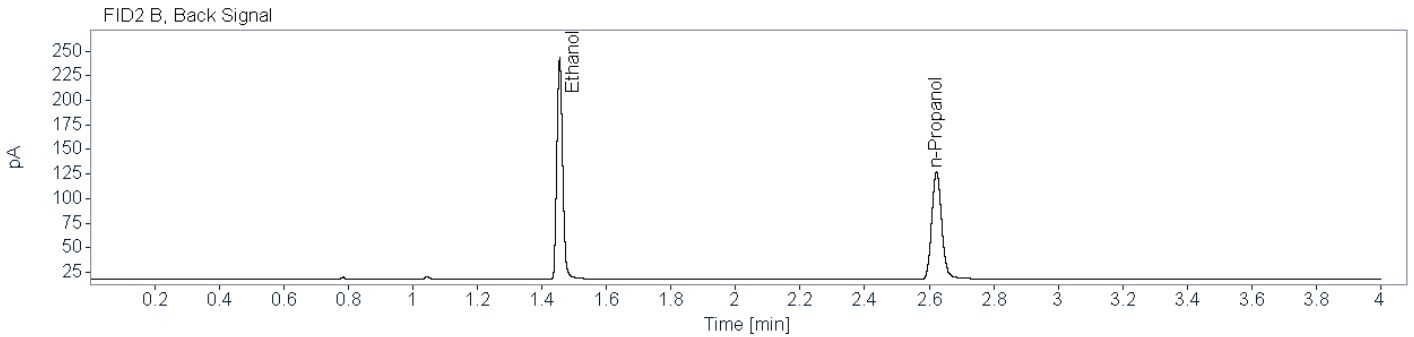
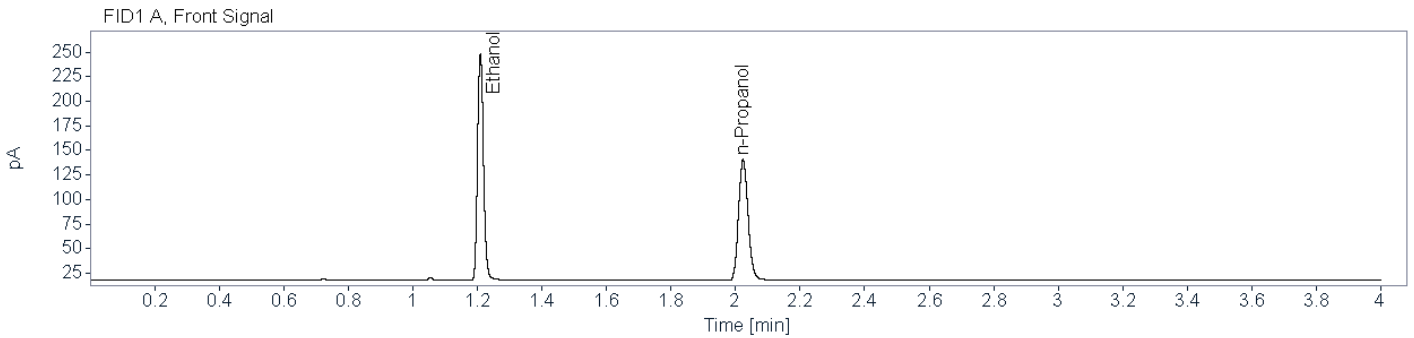


Brazoria County Sheriff's Office Crime Lab

Toxicology

Ethanol Analysis

Sample Name: BCCL-24-1060 001 (24-1574)
Description: Alq 2
Sample Barcode: 24-1574
Vial Number: 64
Instrument: BAC 1
Acq. Method: BAC.M
Injection Date: 6/26/2024 5:48:52 PM
Data File: C:\Chem32\1\Data\2024\BAC_20240626_KB 2024-06-26 12-10-32\064F6401.D



Name FID1A

Compound	Peak Symmetry	RT [min]	Expected RT[min]	Area	Concentration [g/100 mL]
Ethanol	0.83678	1.209	1.209	297.5638	0.2091
n-Propanol	0.85641	2.023	2.023	252.1378	0.0100

Name FID2B

Compound	Peak Symmetry	RT [min]	Expected RT[min]	Area	Concentration [g/100 mL]
Ethanol	0.84332	1.455	1.453	280.1969	0.2113
n-Propanol	0.86288	2.623	2.621	231.5130	0.0100



Brazoria County Crime Laboratory

Toxicology

Ethanol Confirmation Worksheet

Lab Number:

BCCL-24-1062 001

Batch Name: BAC_20240626_KB

Instrument: BAC-1

Analyst: Kayla M. Baylor

Specimen type:



Blood



Liquid



Other: _____

Results:

Ethanol

FID1

FID2

Aliquot 1:

0.0000

Aliquot 1:

0.0000

Aliquot 2:

0.0000

Aliquot 2:

0.0000

Reported Result: none detected

Reported UM: _____

Comments:

Total Number of Printed Examination Pages: 0

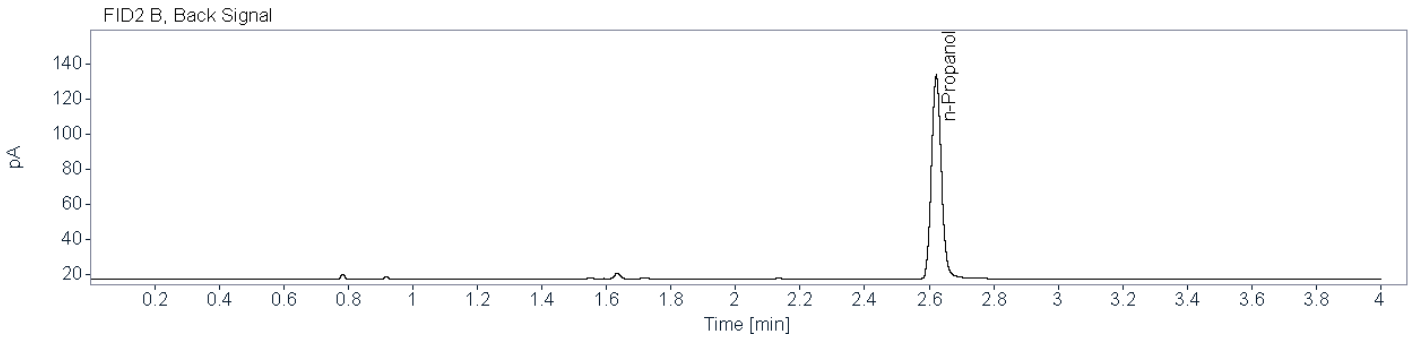
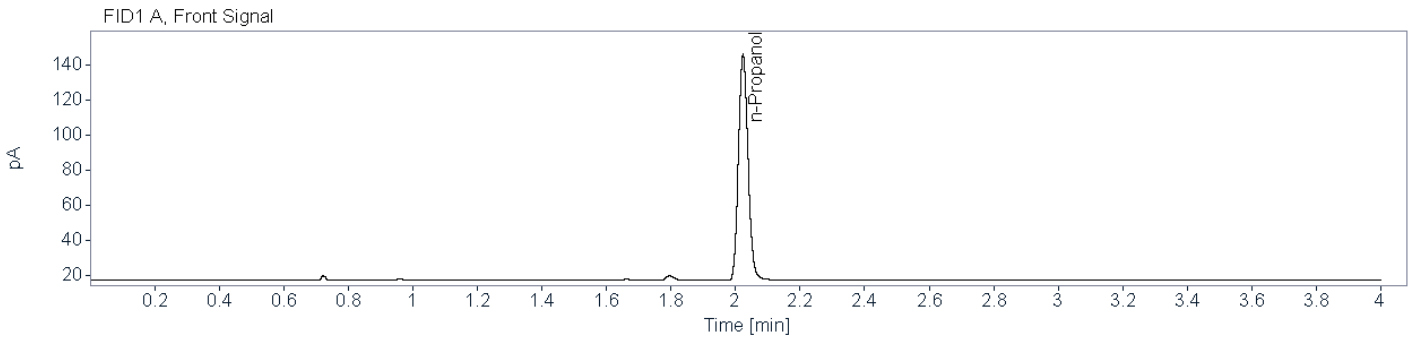


Brazoria County Sheriff's Office Crime Lab

Toxicology

Ethanol Analysis

Sample Name: BCCL-24-1062 001 (24-1535) **Description:** Alq 1 **Sample Barcode:** 24-1535 **Vial Number:** 25
Instrument: BAC 1 **Acq. Method:** BAC.M **Injection Date:** 6/26/2024 2:26:23 PM
Data File: C:\Chem32\1\Data\2024\BAC_20240626_KB 2024-06-26 12-10-32\025F2501.D



Name FID1A

Compound	Peak Symmetry	RT [min]	Expected RT[min]	Area	Concentration [g/100 mL]
n-Propanol	0.86363	2.023	2.023	264.7080	0.0100

Name FID2B

Compound	Peak Symmetry	RT [min]	Expected RT[min]	Area	Concentration [g/100 mL]
n-Propanol	0.88555	2.622	2.621	245.2278	0.0100

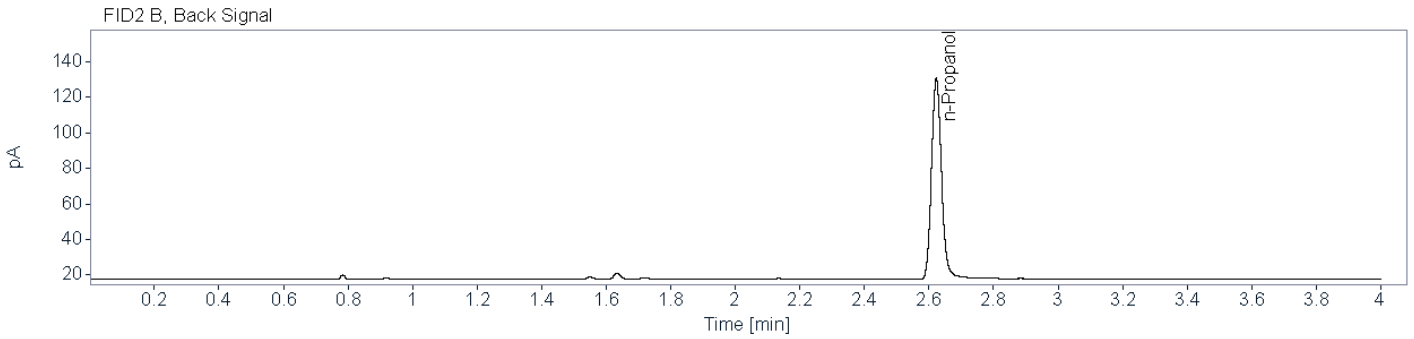
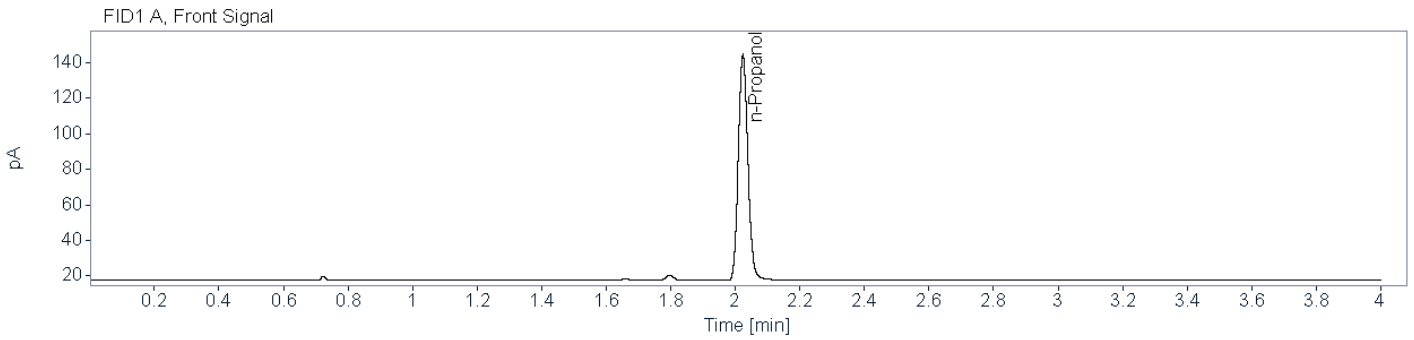


Brazoria County Sheriff's Office Crime Lab

Toxicology

Ethanol Analysis

Sample Name: BCCL-24-1062 001 (24-1573)
Description: Alq 2
Sample Barcode: 24-1573
Vial Number: 63
Instrument: BAC 1
Acq. Method: BAC.M
Injection Date: 6/26/2024 5:43:59 PM
Data File: C:\Chem32\1\Data\2024\BAC_20240626_KB 2024-06-26 12-10-32\063F6301.D



Name FID1A

Compound	Peak Symmetry	RT [min]	Expected RT[min]	Area	Concentration [g/100 mL]
n-Propanol	0.85807	2.024	2.023	261.2605	0.0100

Name FID2B

Compound	Peak Symmetry	RT [min]	Expected RT[min]	Area	Concentration [g/100 mL]
n-Propanol	0.87320	2.623	2.621	239.9154	0.0100



Brazoria County Crime Laboratory

Toxicology

Ethanol Confirmation Worksheet

Lab Number:

BCCL-24-1075 001

Batch Name: BAC_20240626_KB

Instrument: BAC-1

Analyst: Kayla M. Baylor

Specimen type:



Blood



Liquid



Other: _____

Results:

Ethanol

FID1

FID2

Aliquot 1:

0.0062

Aliquot 1:

0.0065

Aliquot 2:

0.0064

Aliquot 2:

0.0066

Reported Result: none detected

Reported UM: _____

Comments:

Total Number of Printed Examination Pages: 0

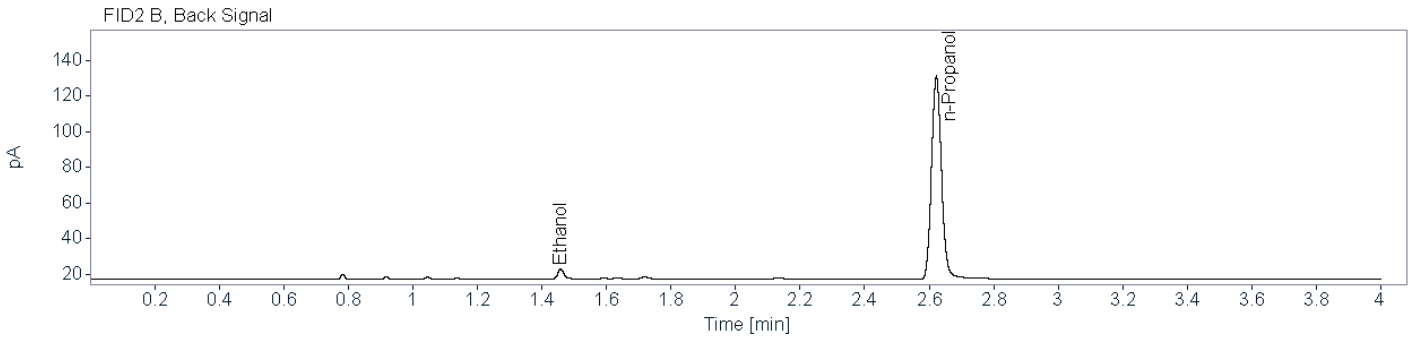
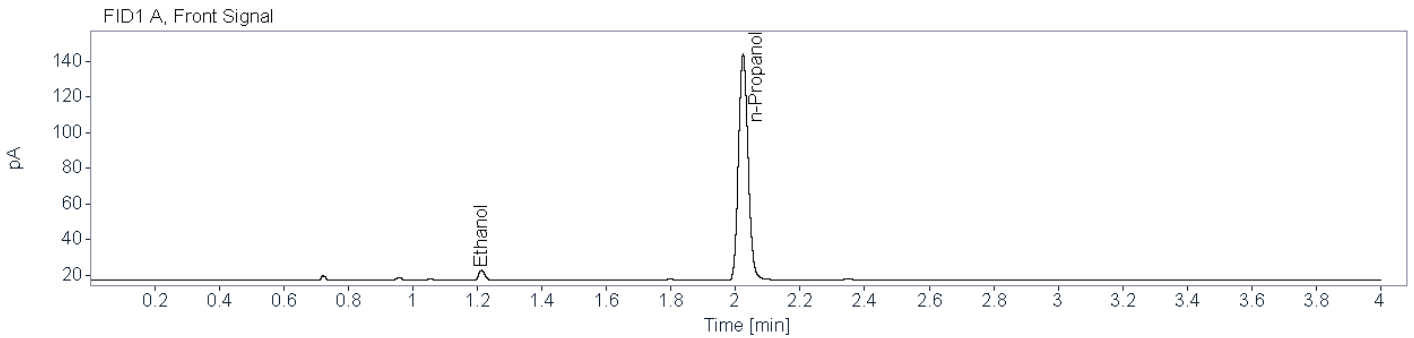


Brazoria County Sheriff's Office Crime Lab

Toxicology

Ethanol Analysis

Sample Name: BCCL-24-1075 001 (24-1536) **Description:** Alq 1 **Sample Barcode:** 24-1536 **Vial Number:** 26
Instrument: BAC 1 **Acq. Method:** BAC.M **Injection Date:** 6/26/2024 2:31:15 PM
Data File: C:\Chem32\1\Data\2024\BAC_20240626_KB 2024-06-26 12-10-32\026F2601.D



Name FID1A

Compound	Peak Symmetry	RT [min]	Expected RT[min]	Area	Concentration [g/100 mL]
Ethanol	0.79025	1.213	1.209	7.7597	0.0062
n-Propanol	0.86579	2.023	2.023	259.7180	0.0100

Name FID2B

Compound	Peak Symmetry	RT [min]	Expected RT[min]	Area	Concentration [g/100 mL]
Ethanol	0.73269	1.458	1.453	7.4060	0.0065
n-Propanol	0.88554	2.622	2.621	240.8963	0.0100

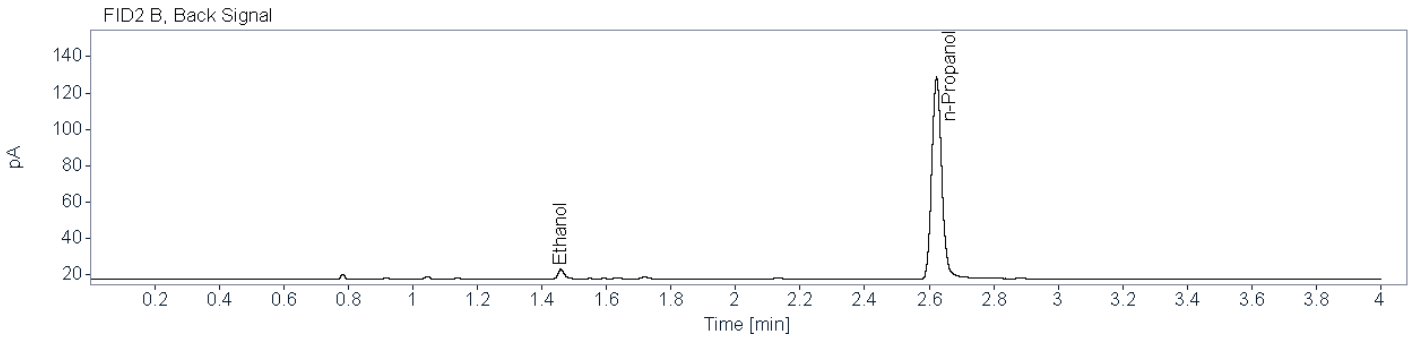
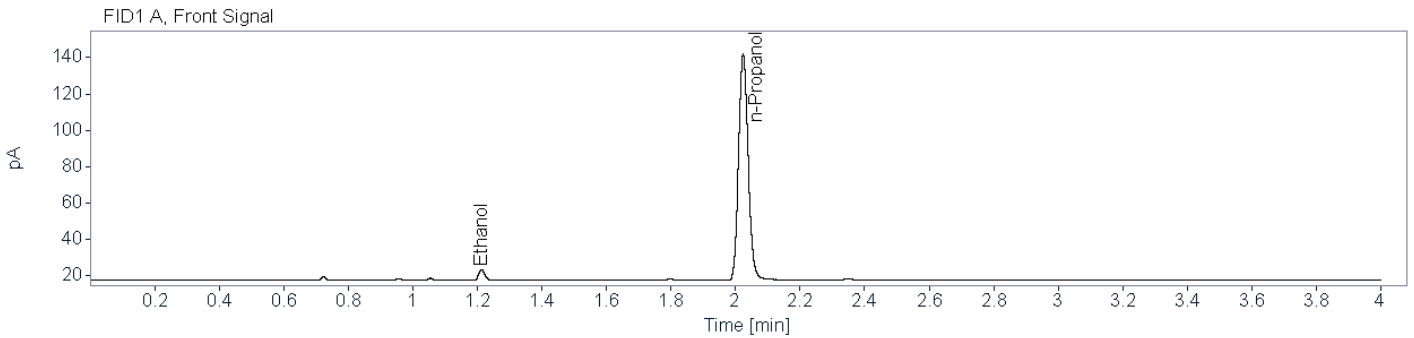


Brazoria County Sheriff's Office Crime Lab

Toxicology

Ethanol Analysis

Sample Name: BCCL-24-1075 001 (24-1572) **Description:** Alq 2 **Sample Barcode:** 24-1572 **Vial Number:** 62
Instrument: BAC 1 **Acq. Method:** BAC.M **Injection Date:** 6/26/2024 5:38:28 PM
Data File: C:\Chem32\1\Data\2024\BAC_20240626_KB 2024-06-26 12-10-32\062F6201.D



Name FID1A

Compound	Peak Symmetry	RT [min]	Expected RT[min]	Area	Concentration [g/100 mL]
Ethanol	0.79179	1.213	1.209	7.8633	0.0064
n-Propanol	0.86055	2.024	2.023	255.5541	0.0100

Name FID2B

Compound	Peak Symmetry	RT [min]	Expected RT[min]	Area	Concentration [g/100 mL]
Ethanol	0.74427	1.459	1.453	7.4004	0.0066
n-Propanol	0.87118	2.623	2.621	234.9511	0.0100



Brazoria County Crime Laboratory

Toxicology

Ethanol Confirmation Worksheet

Lab Number:

BCCL-24-1076 001

Batch Name: BAC_20240626_KB

Instrument: BAC-1

Analyst: Kayla M. Baylor

Specimen type:



Blood



Liquid



Other: _____

Results:

Ethanol

FID1

FID2

Aliquot 1:

0.1434

Aliquot 1:

0.1440

Aliquot 2:

0.1415

Aliquot 2:


0.1426

Reported Result: 0.142 g/100 mL

Reported UM: 0.020 g/100 mL

Comments:

Total Number of Printed Examination Pages: 0

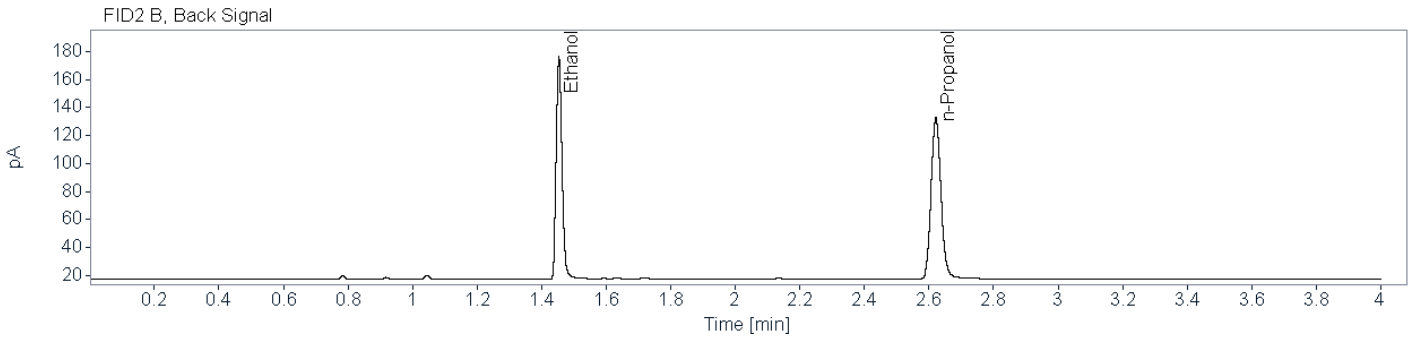
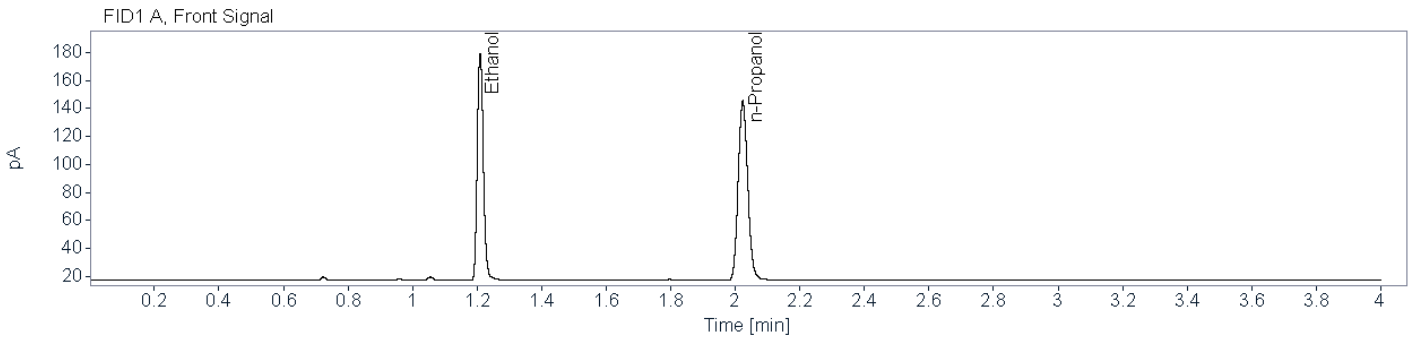


Brazoria County Sheriff's Office Crime Lab

Toxicology

Ethanol Analysis

Sample Name: BCCL-24-1076 001 (24-1537) **Description:** Alq 1 **Sample Barcode:** 24-1537 **Vial Number:** 27
Instrument: BAC 1 **Acq. Method:** BAC.M **Injection Date:** 6/26/2024 2:36:47 PM
Data File: C:\Chem32\1\Data\2024\BAC_20240626_KB 2024-06-26 12-10-32\027F2701.D



Name FID1A

Compound	Peak Symmetry	RT [min]	Expected RT[min]	Area	Concentration [g/100 mL]
Ethanol	0.84234	1.209	1.209	212.4045	0.1434
n-Propanol	0.85955	2.023	2.023	263.0019	0.0100

Name FID2B

Compound	Peak Symmetry	RT [min]	Expected RT[min]	Area	Concentration [g/100 mL]
Ethanol	0.81770	1.454	1.453	200.8030	0.1440
n-Propanol	0.89137	2.622	2.621	244.0486	0.0100

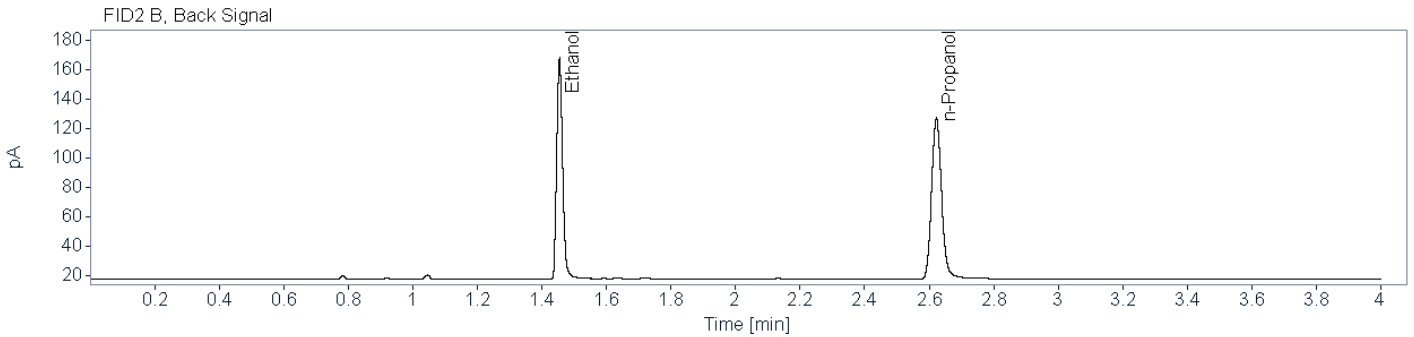
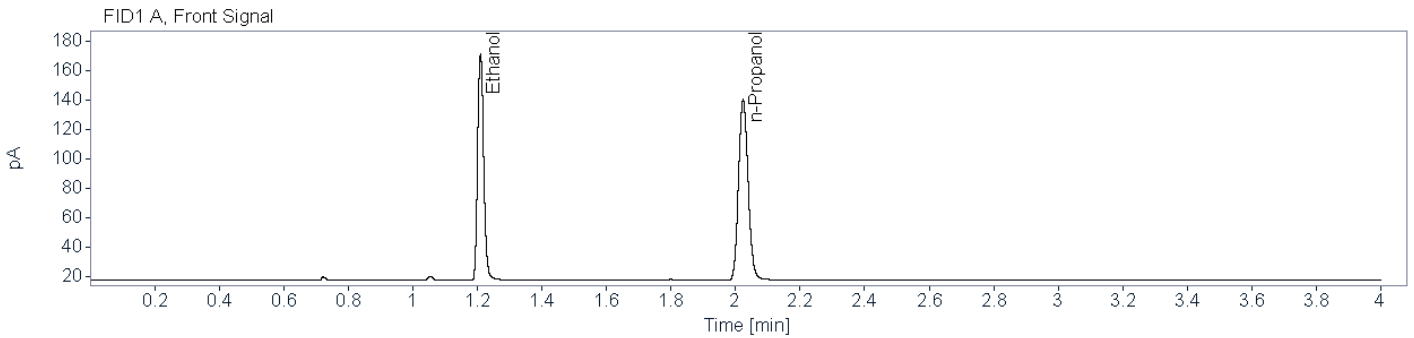


Brazoria County Sheriff's Office Crime Lab

Toxicology

Ethanol Analysis

Sample Name: BCCL-24-1076 001 (24-1571) **Description:** Alq 2 **Sample Barcode:** 24-1571 **Vial Number:** 61
Instrument: BAC 1 **Acq. Method:** BAC.M **Injection Date:** 6/26/2024 5:33:35 PM
Data File: C:\Chem32\1\Data\2024\BAC_20240626_KB 2024-06-26 12-10-32\061F6101.D



Name FID1A

Compound	Peak Symmetry	RT [min]	Expected RT[min]	Area	Concentration [g/100 mL]
Ethanol	0.83222	1.210	1.209	201.6568	0.1415
n-Propanol	0.85681	2.023	2.023	252.9657	0.0100

Name FID2B

Compound	Peak Symmetry	RT [min]	Expected RT[min]	Area	Concentration [g/100 mL]
Ethanol	0.82194	1.455	1.453	189.5974	0.1426
n-Propanol	0.87104	2.622	2.621	232.7456	0.0100



Brazoria County Crime Laboratory

Toxicology

Ethanol Confirmation Worksheet

Lab Number:

BCCL-24-1090 003

Batch Name: BAC_20240626_KB

Instrument: BAC-1

Analyst: Kayla M. Baylor

Specimen type:



Blood



Liquid



Other: _____

Results:

	FID1		FID2
Ethanol			
Aliquot 1:	0.0000	Aliquot 1:	0.0000
	_____		_____
Aliquot 2:	0.0000	Aliquot 2:	0.0000
	_____		_____

Reported Result: none detected

Reported UM: _____

Comments:

Total Number of Printed Examination Pages: 0

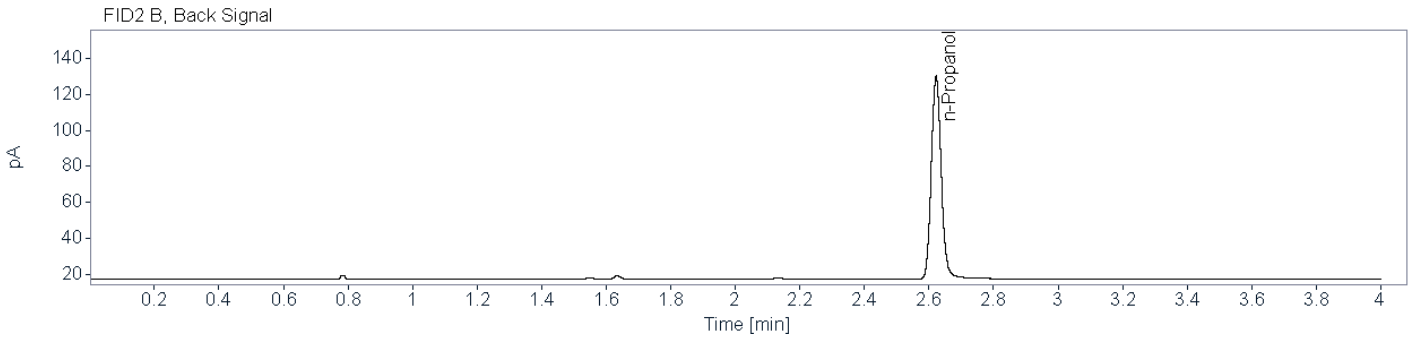
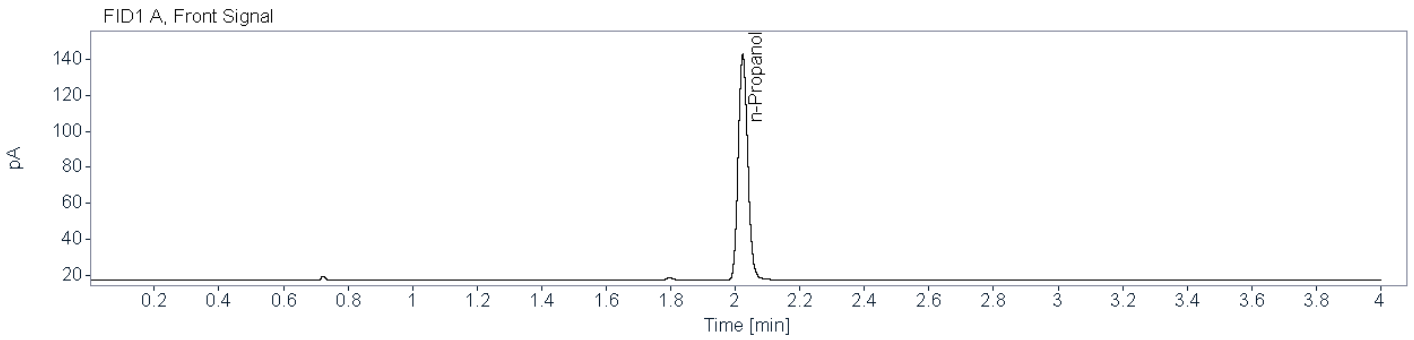


Brazoria County Sheriff's Office Crime Lab

Toxicology

Ethanol Analysis

Sample Name: BCCL-24-1090 003 (24-1538)
Description: Alq 1
Sample Barcode: 24-1538
Vial Number: 28
Instrument: BAC 1
Acq. Method: BAC.M
Injection Date: 6/26/2024 2:41:40 PM
Data File: C:\Chem32\1\Data\2024\BAC_20240626_KB 2024-06-26 12-10-32\028F2801.D



Name FID1A

Compound	Peak Symmetry	RT [min]	Expected RT[min]	Area	Concentration [g/100 mL]
n-Propanol	0.85594	2.023	2.023	257.4795	0.0100

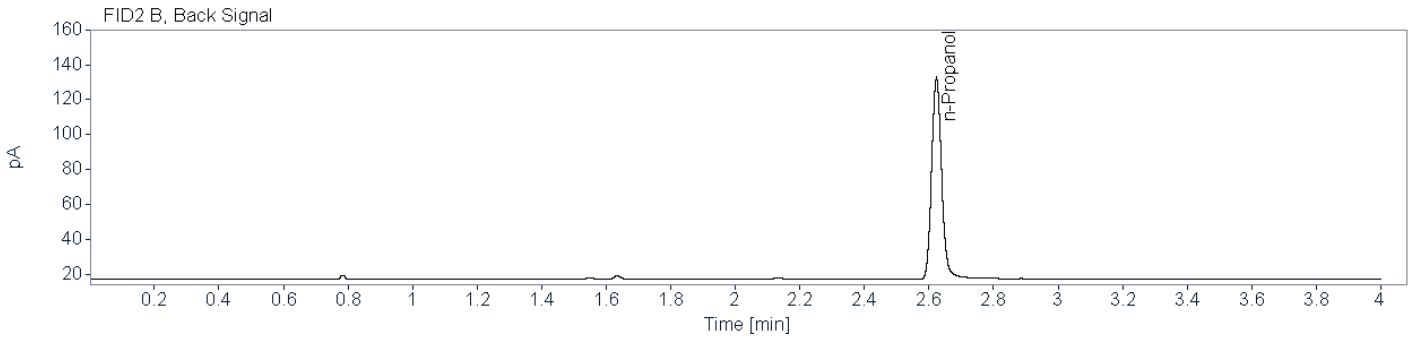
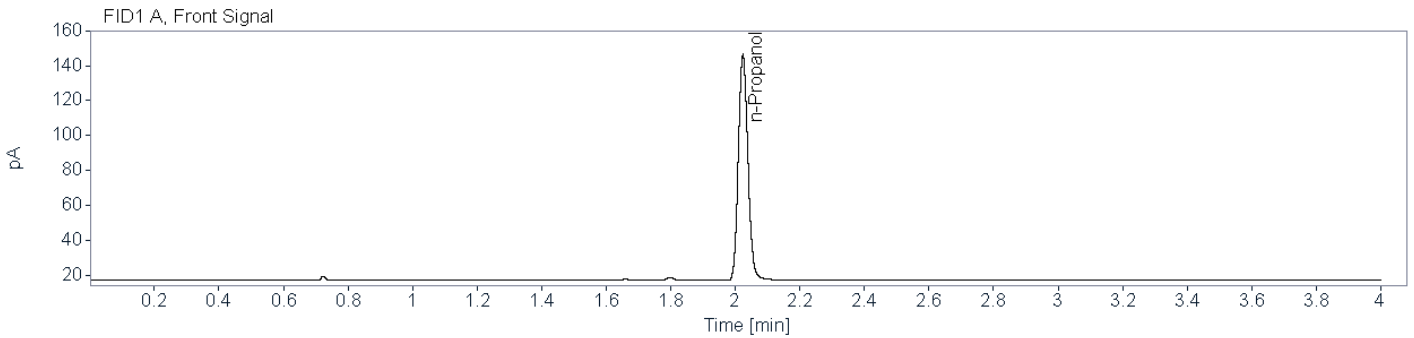
Name FID2B

Compound	Peak Symmetry	RT [min]	Expected RT[min]	Area	Concentration [g/100 mL]
n-Propanol	0.88103	2.622	2.621	238.2433	0.0100



Brazoria County Sheriff's Office Crime Lab
Toxicology
Ethanol Analysis

Sample Name: BCCL-24-1090 003 (24-1570) **Description:** Alq 2 **Sample Barcode:** 24-1570 **Vial Number:** 60
Instrument: BAC 1 **Acq. Method:** BAC.M **Injection Date:** 6/26/2024 5:28:04 PM
Data File: C:\Chem32\1\Data\2024\BAC_20240626_KB 2024-06-26 12-10-32\060F6001.D



Name FID1A

Compound	Peak Symmetry	RT [min]	Expected RT[min]	Area	Concentration [g/100 mL]
n-Propanol	0.85255	2.024	2.023	264.8033	0.0100

Name FID2B

Compound	Peak Symmetry	RT [min]	Expected RT[min]	Area	Concentration [g/100 mL]
n-Propanol	0.87183	2.623	2.621	243.3170	0.0100



Brazoria County Crime Laboratory

Toxicology

Ethanol Confirmation Worksheet

Lab Number:

BCCL-24-1091 001

Batch Name: BAC_20240626_KB

Instrument: BAC-1

Analyst: Kayla M. Baylor

Specimen type:



Blood



Liquid



Other: _____

Results:

Ethanol

FID1

FID2

Aliquot 1:

0.1031

Aliquot 1:

0.1037

Aliquot 2:

0.0988

Aliquot 2:

0.0994

Reported Result: 0.101 g/100 mL

Reported UM: 0.015 g/100 mL

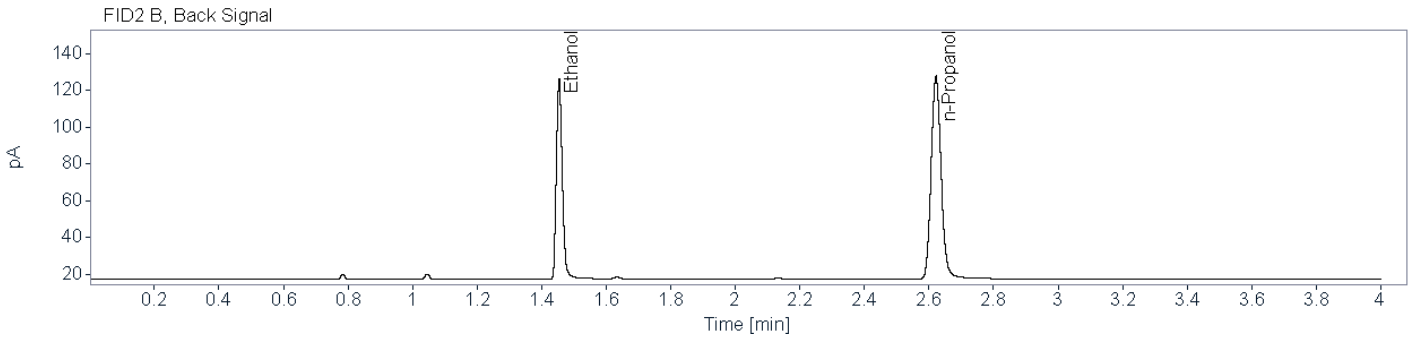
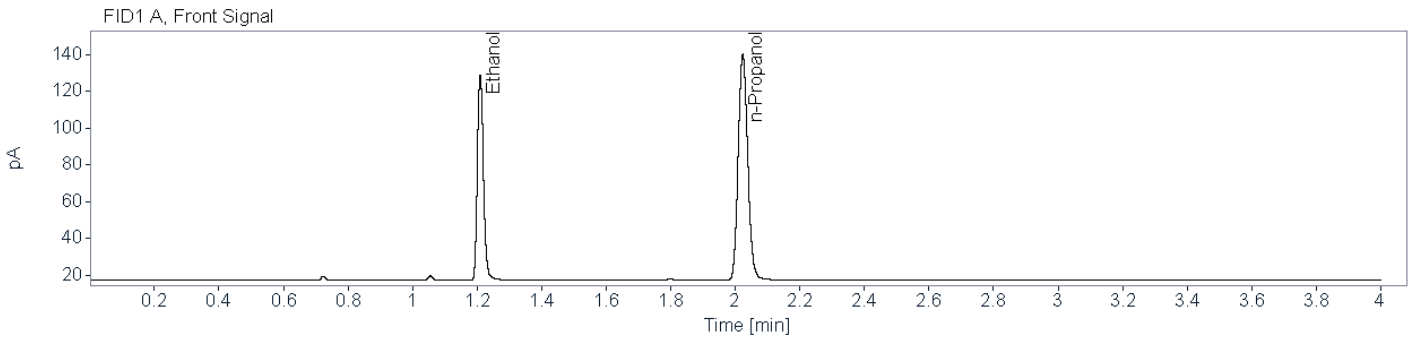
Comments:

Total Number of Printed Examination Pages: 0



Brazoria County Sheriff's Office Crime Lab
Toxicology
Ethanol Analysis

Sample Name: BCCL-24-1091 001 (24-1539) **Description:** Alq 1 **Sample Barcode:** 24-1539 **Vial Number:** 29
Instrument: BAC 1 **Acq. Method:** BAC.M **Injection Date:** 6/26/2024 2:47:11 PM
Data File: C:\Chem32\1\Data\2024\BAC_20240626_KB 2024-06-26 12-10-32\029F2901.D




Name FID1A

Compound	Peak Symmetry	RT [min]	Expected RT[min]	Area	Concentration [g/100 mL]
Ethanol	0.81258	1.210	1.209	146.2298	0.1031
n-Propanol	0.85285	2.023	2.023	252.4447	0.0100

Name FID2B

Compound	Peak Symmetry	RT [min]	Expected RT[min]	Area	Concentration [g/100 mL]
Ethanol	0.81178	1.454	1.453	138.0356	0.1037
n-Propanol	0.87557	2.622	2.621	233.7363	0.0100

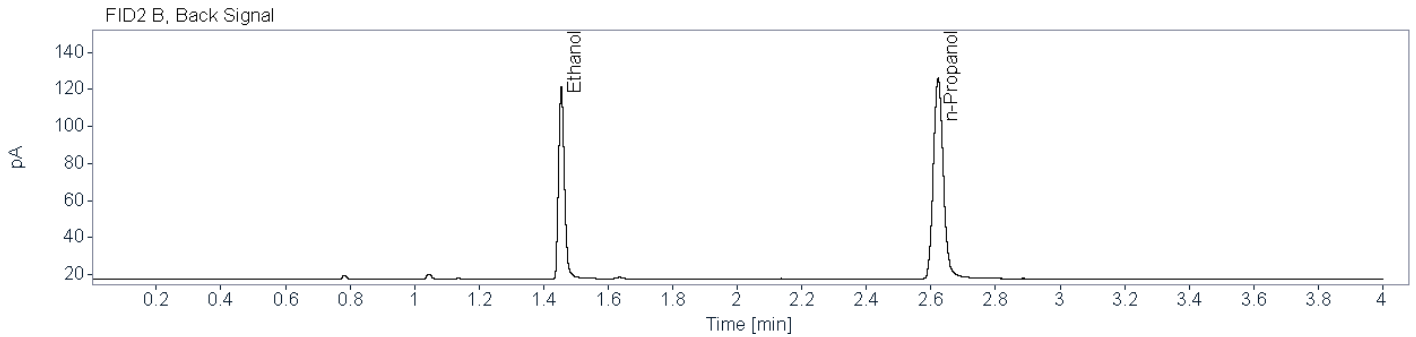
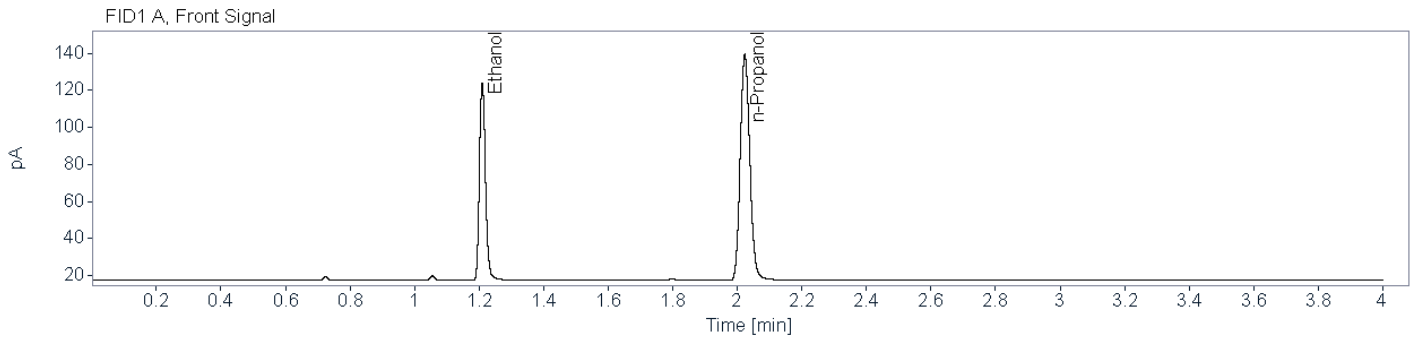


Brazoria County Sheriff's Office Crime Lab

Toxicology

Ethanol Analysis

Sample Name: BCCL-24-1091 001 (24-1569)
Description: Alq 2
Sample Barcode: 24-1569
Vial Number: 59
Instrument: BAC 1
Acq. Method: BAC.M
Injection Date: 6/26/2024 5:23:11 PM
Data File: C:\Chem32\1\Data\2024\BAC_20240626_KB 2024-06-26 12-10-32\059F5901.D



Name FID1A

Compound	Peak Symmetry	RT [min]	Expected RT[min]	Area	Concentration [g/100 mL]
Ethanol	0.80841	1.210	1.209	138.9641	0.0988
n-Propanol	0.85141	2.023	2.023	250.3224	0.0100

Name FID2B

Compound	Peak Symmetry	RT [min]	Expected RT[min]	Area	Concentration [g/100 mL]
Ethanol	0.79802	1.455	1.453	130.2503	0.0994
n-Propanol	0.86416	2.622	2.621	230.1658	0.0100



Brazoria County Crime Laboratory

Toxicology

Ethanol Confirmation Worksheet

Lab Number:

BCCL-24-1092 001

Batch Name: BAC_20240626_KB

Instrument: BAC-1

Analyst: Kayla M. Baylor

Specimen type:



Blood



Liquid



Other: _____

Results:

Ethanol

FID1

FID2

Aliquot 1:

0.2865

Aliquot 1:

0.2886

Aliquot 2:

0.2947

Aliquot 2:

0.2979

Reported Result: 0.291 g/100 mL

Reported UM: 0.042 g/100 mL

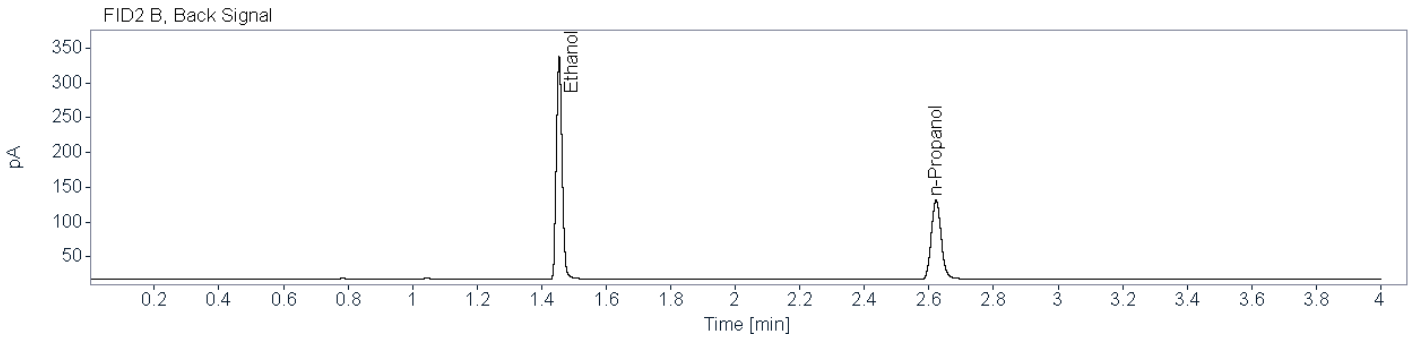
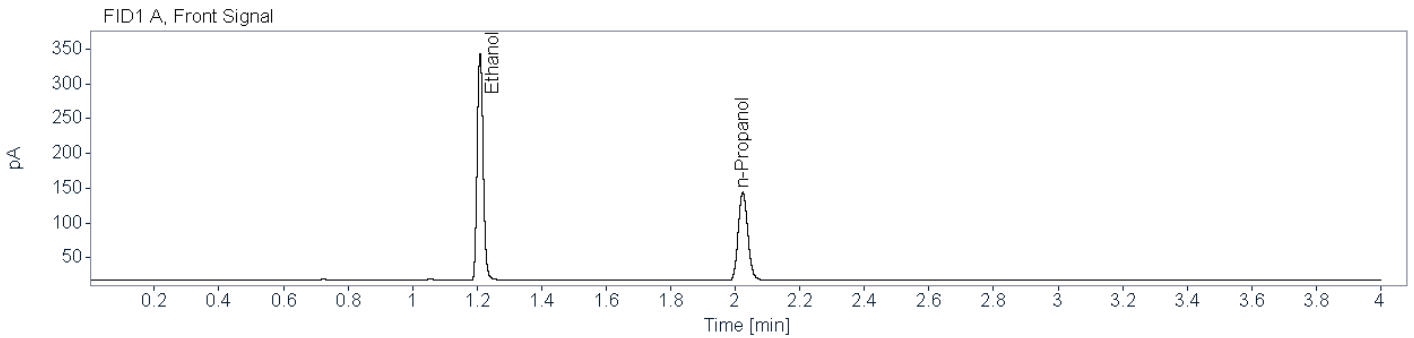
Comments:

Total Number of Printed Examination Pages: 0



Brazoria County Sheriff's Office Crime Lab
Toxicology
Ethanol Analysis

Sample Name: BCCL-24-1092 001 (24-1540) **Description:** Alq 1 **Sample Barcode:** 24-1540 **Vial Number:** 30
Instrument: BAC 1 **Acq. Method:** BAC.M **Injection Date:** 6/26/2024 2:52:03 PM
Data File: C:\Chem32\1\Data\2024\BAC_20240626_KB 2024-06-26 12-10-32\030F3001.D




Name FID1A

Compound	Peak Symmetry	RT [min]	Expected RT[min]	Area	Concentration [g/100 mL]
Ethanol	0.86658	1.209	1.209	422.1404	0.2865
n-Propanol	0.85531	2.023	2.023	260.7061	0.0100

Name FID2B

Compound	Peak Symmetry	RT [min]	Expected RT[min]	Area	Concentration [g/100 mL]
Ethanol	0.87670	1.454	1.453	399.5943	0.2886
n-Propanol	0.88200	2.622	2.621	241.3515	0.0100

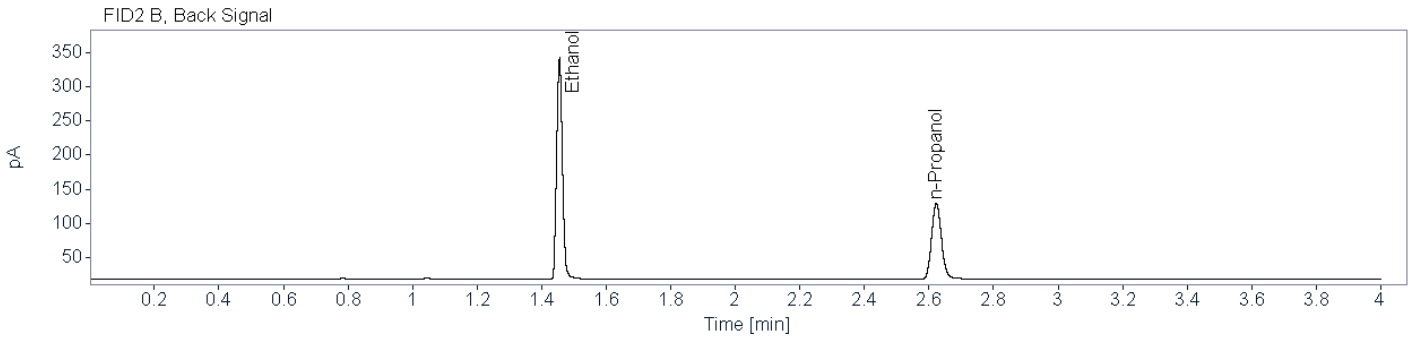
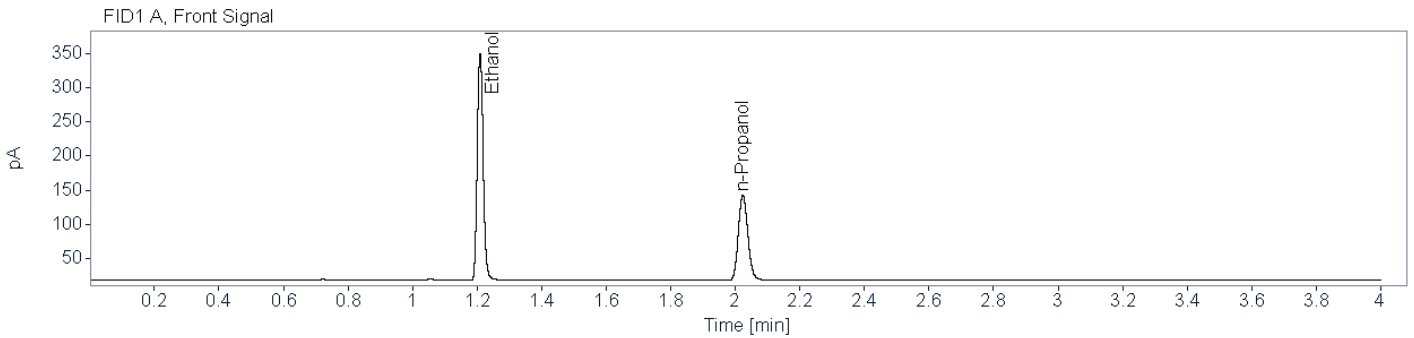


Brazoria County Sheriff's Office Crime Lab

Toxicology

Ethanol Analysis

Sample Name: BCCL-24-1092 001 (24-1568)
Description: Alq 2
Sample Barcode: 24-1568
Vial Number: 58
Instrument: BAC 1
Acq. Method: BAC.M
Injection Date: 6/26/2024 5:17:40 PM
Data File: C:\Chem32\1\Data\2024\BAC_20240626_KB 2024-06-26 12-10-32\058F5801.D



Name FID1A

Compound	Peak Symmetry	RT [min]	Expected RT[min]	Area	Concentration [g/100 mL]
Ethanol	0.86612	1.209	1.209	427.7088	0.2947
n-Propanol	0.85397	2.023	2.023	256.8119	0.0100

Name FID2B

Compound	Peak Symmetry	RT [min]	Expected RT[min]	Area	Concentration [g/100 mL]
Ethanol	0.87004	1.455	1.453	403.7845	0.2979
n-Propanol	0.86162	2.623	2.621	236.2337	0.0100



Brazoria County Crime Laboratory

Toxicology

Ethanol Confirmation Worksheet

Lab Number:

BCCL-24-1100 001

Batch Name: BAC_20240626_KB

Instrument: BAC-1

Analyst: Kayla M. Baylor

Specimen type:



Blood



Liquid



Other: _____

Results:

Ethanol

FID1

FID2

Aliquot 1:

0.1965

Aliquot 1:

0.1972

Aliquot 2:

0.2017

Aliquot 2:


0.2039

Reported Result: 0.199 g/100 mL

Reported UM: 0.029 g/100 mL

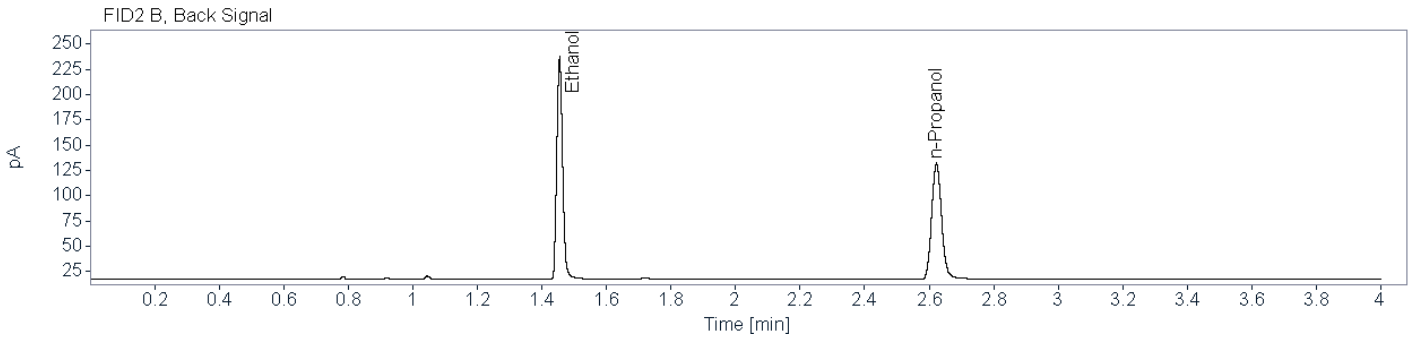
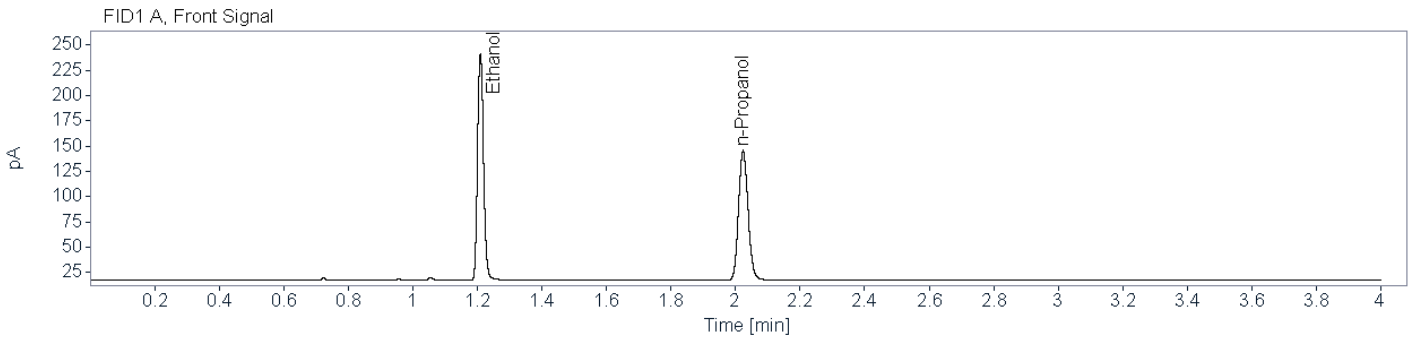
Comments:

Total Number of Printed Examination Pages: 0



Brazoria County Sheriff's Office Crime Lab
Toxicology
Ethanol Analysis

Sample Name: BCCL-24-1100 001 (24-1541) **Description:** Alq 1 **Sample Barcode:** 24-1541 **Vial Number:** 31
Instrument: BAC 1 **Acq. Method:** BAC.M **Injection Date:** 6/26/2024 2:57:35 PM
Data File: C:\Chem32\1\Data\2024\BAC_20240626_KB 2024-06-26 12-10-32\031F3101.D



Name FID1A

Compound	Peak Symmetry	RT [min]	Expected RT[min]	Area	Concentration [g/100 mL]
Ethanol	0.84468	1.209	1.209	290.5458	0.1965
n-Propanol	0.86044	2.023	2.023	262.1086	0.0100

Name FID2B

Compound	Peak Symmetry	RT [min]	Expected RT[min]	Area	Concentration [g/100 mL]
Ethanol	0.84857	1.455	1.453	274.1643	0.1972
n-Propanol	0.88393	2.623	2.621	242.7997	0.0100

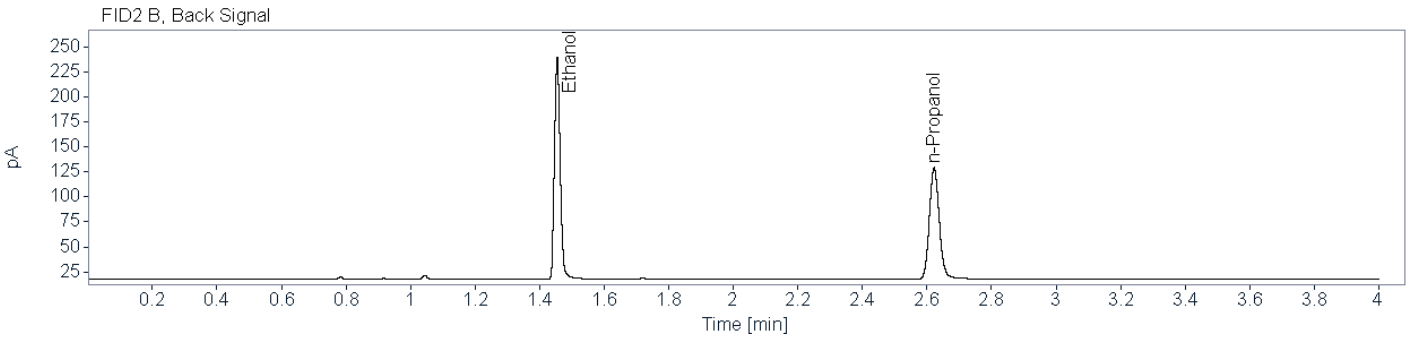
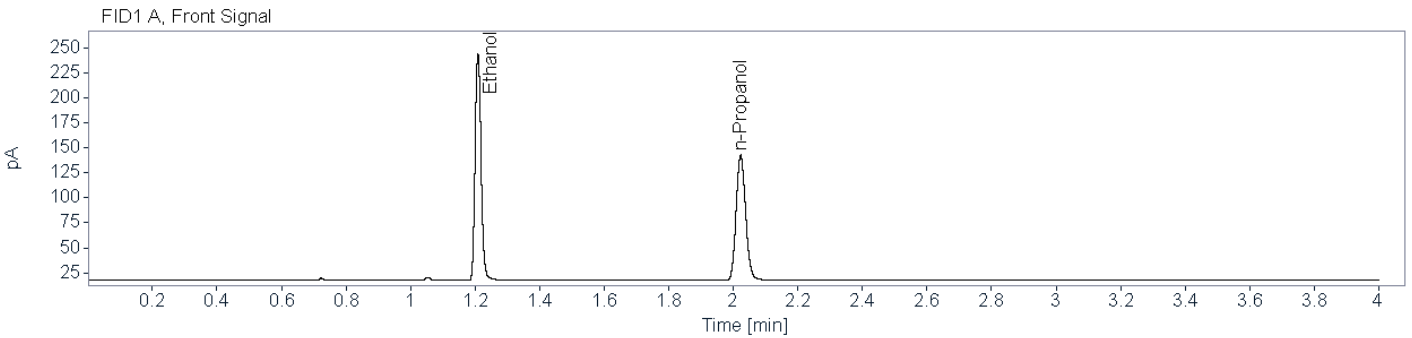


Brazoria County Sheriff's Office Crime Lab

Toxicology

Ethanol Analysis

Sample Name: BCCL-24-1100 001 (24-1567) **Description:** Alq 2 **Sample Barcode:** 24-1567 **Vial Number:** 57
Instrument: BAC 1 **Acq. Method:** BAC.M **Injection Date:** 6/26/2024 5:12:46 PM
Data File: C:\Chem32\1\Data\2024\BAC_20240626_KB 2024-06-26 12-10-32\057F5701.D



Name FID1A

Compound	Peak Symmetry	RT [min]	Expected RT[min]	Area	Concentration [g/100 mL]
Ethanol	0.84996	1.209	1.209	290.8489	0.2017
n-Propanol	0.84748	2.023	2.023	255.4660	0.0100

Name FID2B

Compound	Peak Symmetry	RT [min]	Expected RT[min]	Area	Concentration [g/100 mL]
Ethanol	0.83889	1.455	1.453	274.3806	0.2039
n-Propanol	0.86801	2.622	2.621	234.9767	0.0100



Brazoria County Crime Laboratory

Toxicology

Ethanol Confirmation Worksheet

Lab Number:

BCCL-24-1101 001

Batch Name: BAC_20240626_KB

Instrument: BAC-1

Analyst: Kayla M. Baylor

Specimen type:



Blood



Liquid



Other: _____

Results:

Ethanol

FID1

FID2

Aliquot 1:

0.0000

Aliquot 1:

0.0000

Aliquot 2:

0.0000

Aliquot 2:

0.0000

Reported Result: none detected

Reported UM: _____

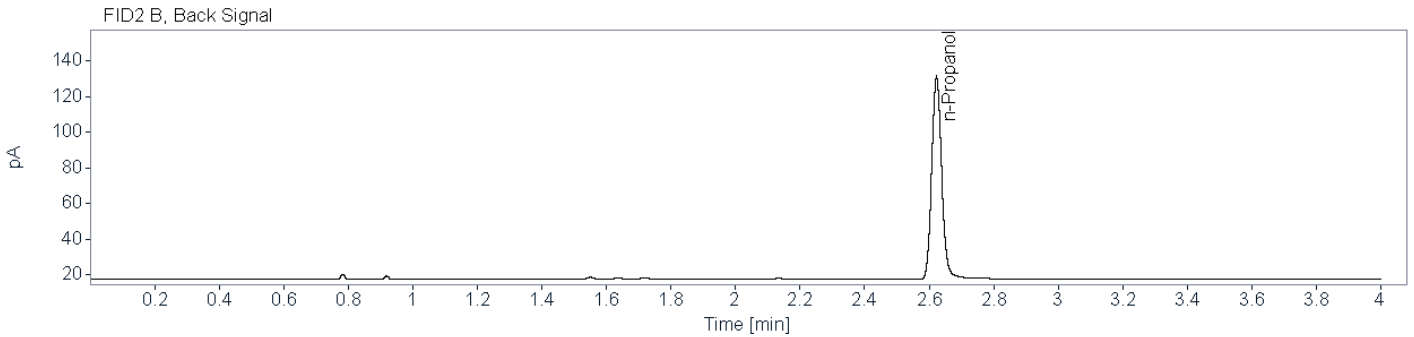
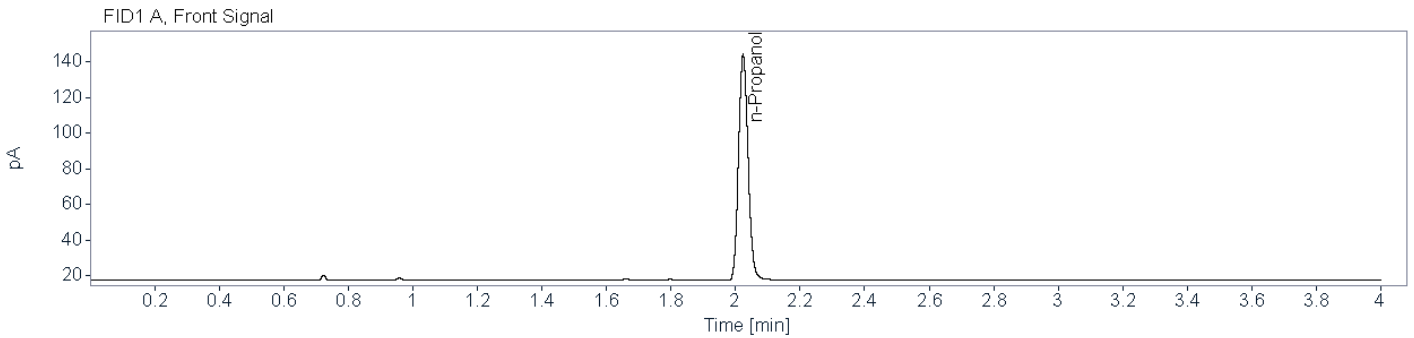
Comments:

Total Number of Printed Examination Pages: 0



Brazoria County Sheriff's Office Crime Lab
Toxicology
Ethanol Analysis

Sample Name: BCCL-24-1101 001 (24-1542) **Description:** Alq 1 **Sample Barcode:** 24-1542 **Vial Number:** 32
Instrument: BAC 1 **Acq. Method:** BAC.M **Injection Date:** 6/26/2024 3:02:28 PM
Data File: C:\Chem32\1\Data\2024\BAC_20240626_KB 2024-06-26 12-10-32\032F3201.D



Name FID1A

Compound	Peak Symmetry	RT [min]	Expected RT[min]	Area	Concentration [g/100 mL]
n-Propanol	0.86338	2.023	2.023	259.9149	0.0100

Name FID2B

Compound	Peak Symmetry	RT [min]	Expected RT[min]	Area	Concentration [g/100 mL]
n-Propanol	0.87904	2.623	2.621	240.7178	0.0100

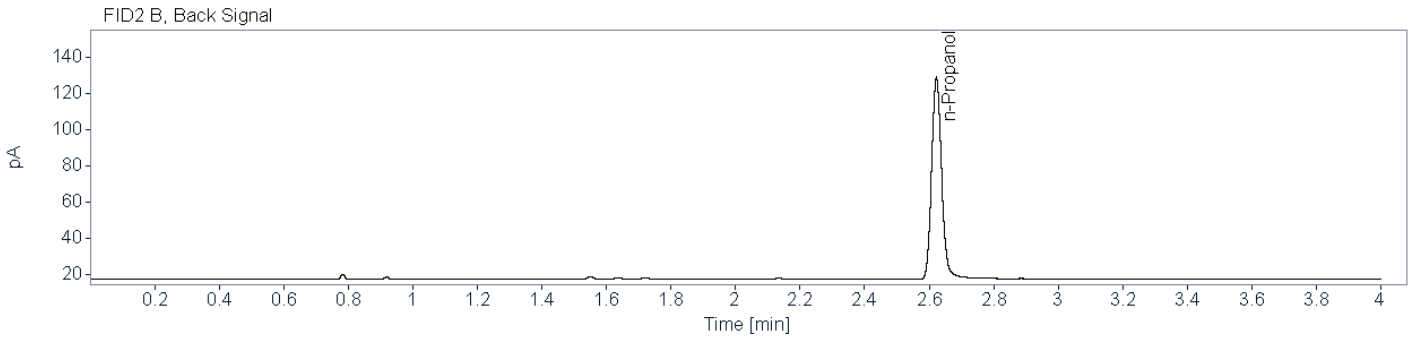
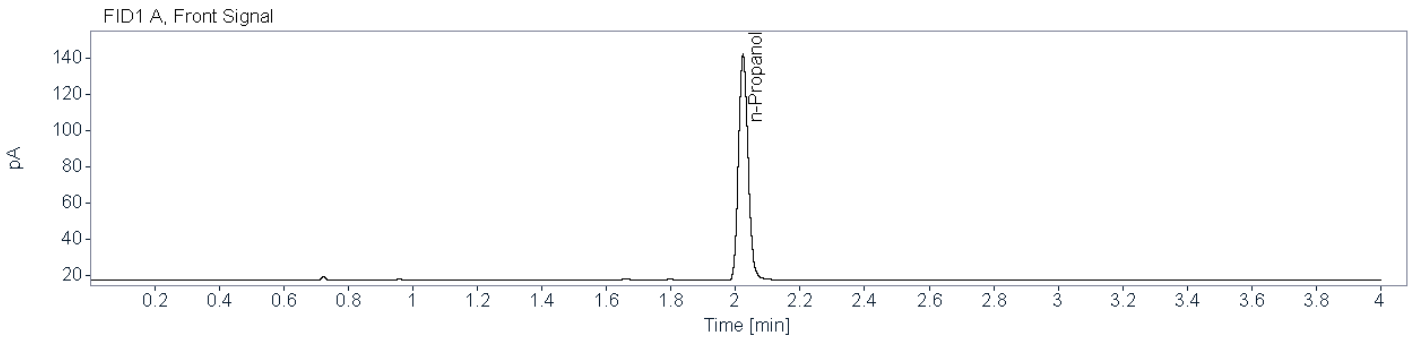


Brazoria County Sheriff's Office Crime Lab

Toxicology

Ethanol Analysis

Sample Name: BCCL-24-1101 001 (24-1566)
Description: Alq 2
Sample Barcode: 24-1566
Vial Number: 56
Instrument: BAC 1
Acq. Method: BAC.M
Injection Date: 6/26/2024 5:07:16 PM
Data File: C:\Chem32\1\Data\2024\BAC_20240626_KB 2024-06-26 12-10-32\056F5601.D



Name FID1A

Compound	Peak Symmetry	RT [min]	Expected RT[min]	Area	Concentration [g/100 mL]
n-Propanol	0.85327	2.023	2.023	255.9090	0.0100

Name FID2B

Compound	Peak Symmetry	RT [min]	Expected RT[min]	Area	Concentration [g/100 mL]
n-Propanol	0.86528	2.622	2.621	235.5089	0.0100



Brazoria County Crime Laboratory

Toxicology

Ethanol Confirmation Worksheet

Lab Number:

BCCL-24-1105 001

Batch Name: BAC_20240626_KB

Instrument: BAC-1

Analyst: Kayla M. Baylor

Specimen type:



Blood



Liquid



Other: _____

Results:

Ethanol

FID1

FID2

Aliquot 1:

0.1662

Aliquot 1:

0.1670

Aliquot 2:

0.1618

Aliquot 2:

0.1628

Reported Result: 0.164 g/100 mL

Reported UM: 0.024 g/100 mL

Comments:

Total Number of Printed Examination Pages: 0

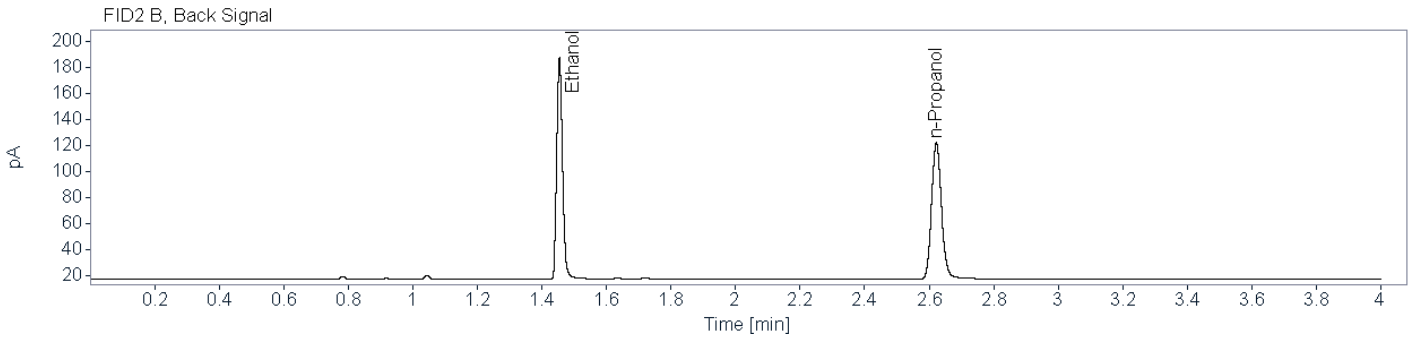
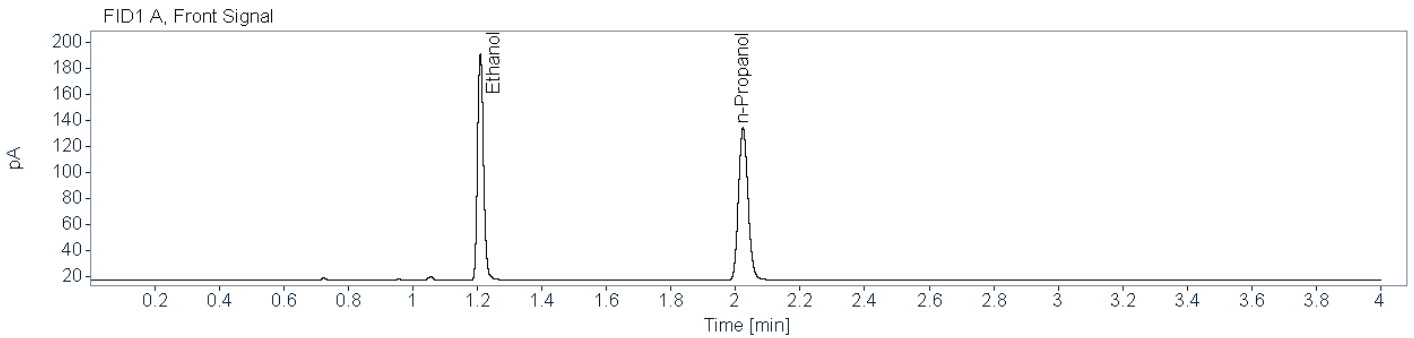


Brazoria County Sheriff's Office Crime Lab

Toxicology

Ethanol Analysis

Sample Name: BCCL-24-1105 001 (24-1544) **Description:** Alq 1 **Sample Barcode:** 24-1544 **Vial Number:** 34
Instrument: BAC 1 **Acq. Method:** BAC.M **Injection Date:** 6/26/2024 3:12:52 PM
Data File: C:\Chem32\1\Data\2024\BAC_20240626_KB 2024-06-26 12-10-32\034F3401.D



Name FID1A

Compound	Peak Symmetry	RT [min]	Expected RT[min]	Area	Concentration [g/100 mL]
Ethanol	0.82702	1.209	1.209	224.6755	0.1662
n-Propanol	0.85435	2.023	2.023	239.7728	0.0100

Name FID2B

Compound	Peak Symmetry	RT [min]	Expected RT[min]	Area	Concentration [g/100 mL]
Ethanol	0.82845	1.455	1.453	211.4577	0.1670
n-Propanol	0.87860	2.622	2.621	221.4140	0.0100

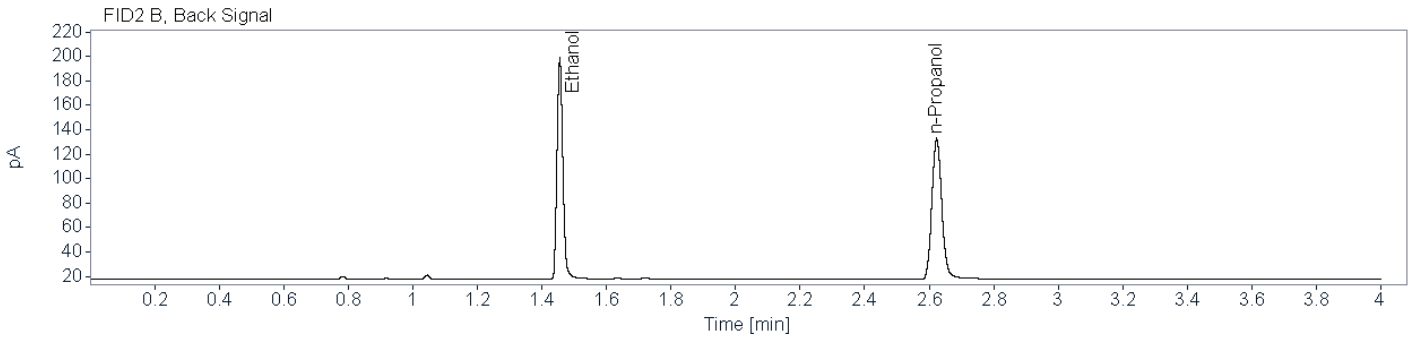
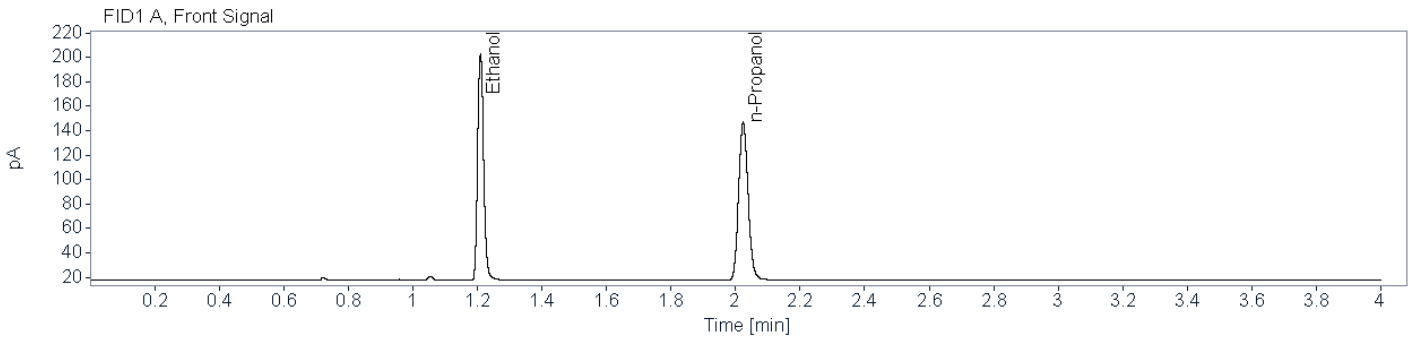


Brazoria County Sheriff's Office Crime Lab

Toxicology

Ethanol Analysis

Sample Name: BCCL-24-1105 001 (24-1564)
Description: Alq 2
Sample Barcode: 24-1564
Vial Number: 54
Instrument: BAC 1
Acq. Method: BAC.M
Injection Date: 6/26/2024 4:56:51 PM
Data File: C:\Chem32\1\Data\2024\BAC_20240626_KB 2024-06-26 12-10-32\054F5401.D



Name FID1A

Compound	Peak Symmetry	RT [min]	Expected RT[min]	Area	Concentration [g/100 mL]
Ethanol	0.83735	1.210	1.209	240.7649	0.1618
n-Propanol	0.86172	2.023	2.023	264.0098	0.0100

Name FID2B

Compound	Peak Symmetry	RT [min]	Expected RT[min]	Area	Concentration [g/100 mL]
Ethanol	0.83720	1.455	1.453	226.4994	0.1628
n-Propanol	0.87090	2.623	2.621	243.3711	0.0100



Brazoria County Crime Laboratory

Toxicology

Ethanol Confirmation Worksheet

Lab Number:

BCCL-24-1106 001

Batch Name: BAC_20240626_KB

Instrument: BAC-1

Analyst: Kayla M. Baylor

Specimen type:



Blood



Liquid



Other: _____

Results:

Ethanol

FID1

FID2

Aliquot 1:

0.1387

Aliquot 1:

0.1395

Aliquot 2:

0.1439

Aliquot 2:


0.1448

Reported Result: 0.141 g/100 mL

Reported UM: 0.020 g/100 mL

Comments:

Total Number of Printed Examination Pages: 0

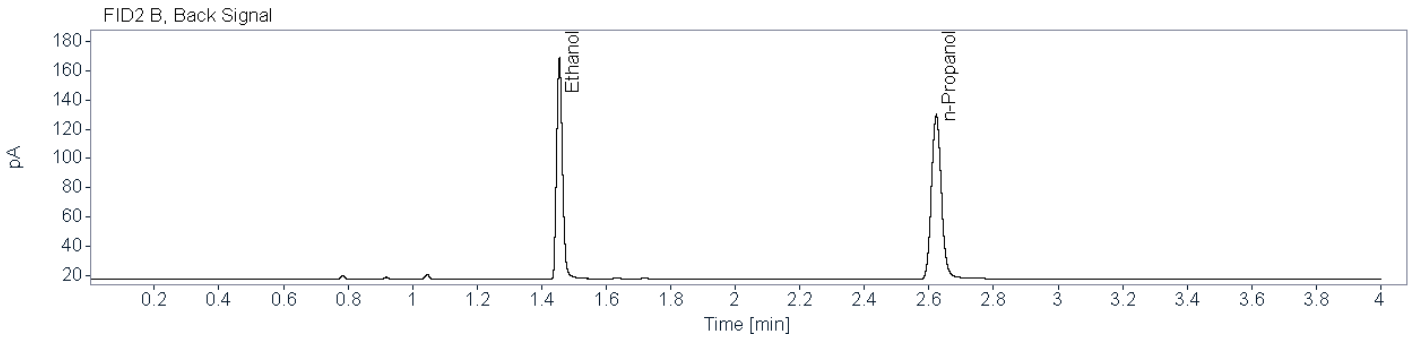
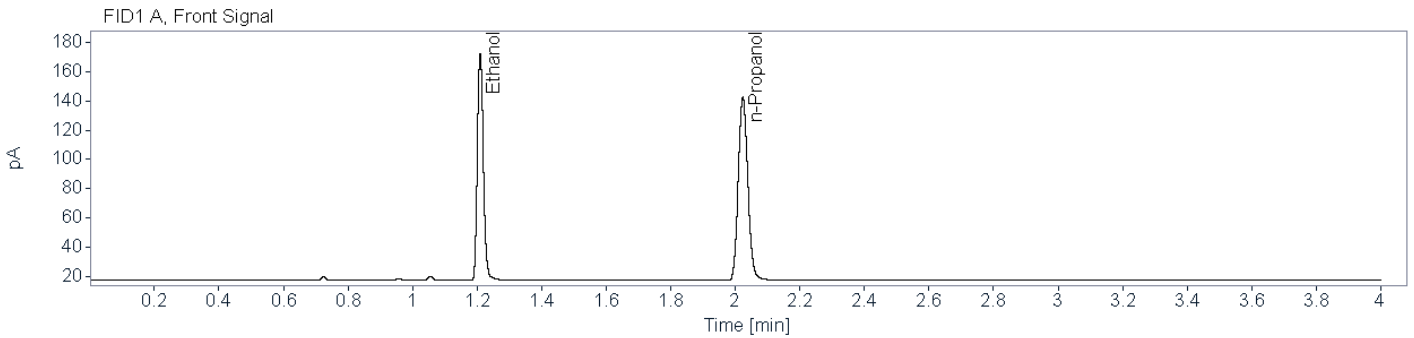


Brazoria County Sheriff's Office Crime Lab

Toxicology

Ethanol Analysis

Sample Name: BCCL-24-1106 001 (24-1545) **Description:** Alq 1 **Sample Barcode:** 24-1545 **Vial Number:** 35
Instrument: BAC 1 **Acq. Method:** BAC.M **Injection Date:** 6/26/2024 3:18:22 PM
Data File: C:\Chem32\1\Data\2024\BAC_20240626_KB 2024-06-26 12-10-32\035F3501.D



Name FID1A

Compound	Peak Symmetry	RT [min]	Expected RT[min]	Area	Concentration [g/100 mL]
Ethanol	0.84160	1.210	1.209	200.9627	0.1387
n-Propanol	0.85782	2.023	2.023	257.2065	0.0100

Name FID2B

Compound	Peak Symmetry	RT [min]	Expected RT[min]	Area	Concentration [g/100 mL]
Ethanol	0.82289	1.455	1.453	189.3374	0.1395
n-Propanol	0.87864	2.623	2.621	237.6247	0.0100

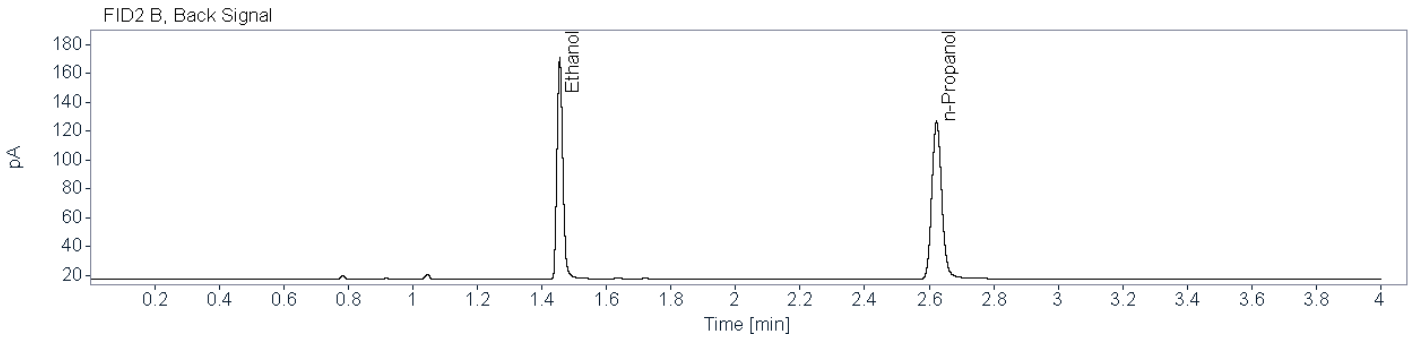
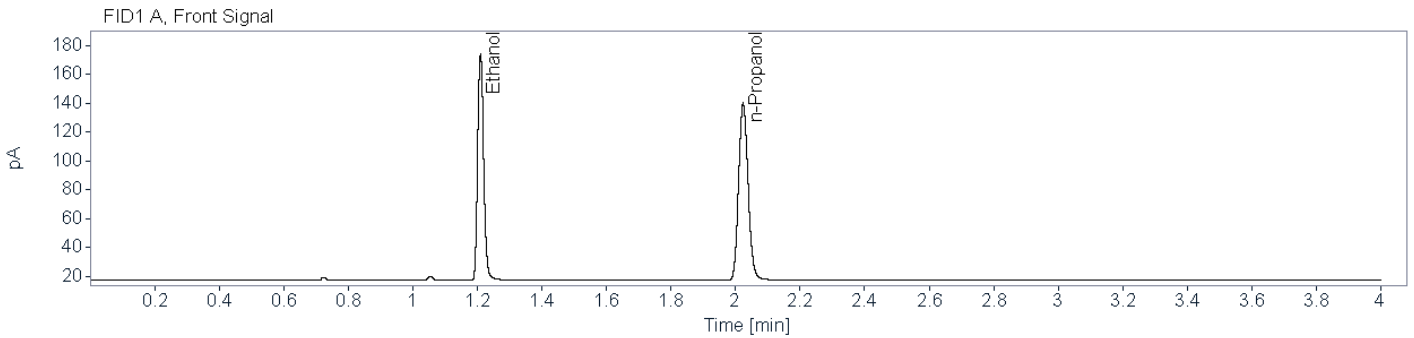


Brazoria County Sheriff's Office Crime Lab

Toxicology

Ethanol Analysis

Sample Name: BCCL-24-1106 001 (24-1563) **Description:** Alq 2 **Sample Barcode:** 24-1563 **Vial Number:** 53
Instrument: BAC 1 **Acq. Method:** BAC.M **Injection Date:** 6/26/2024 4:51:59 PM
Data File: C:\Chem32\1\Data\2024\BAC_20240626_KB 2024-06-26 12-10-32\053F5301.D



Name FID1A

Compound	Peak Symmetry	RT [min]	Expected RT[min]	Area	Concentration [g/100 mL]
Ethanol	0.83337	1.210	1.209	203.6089	0.1439
n-Propanol	0.86032	2.023	2.023	251.1700	0.0100

Name FID2B

Compound	Peak Symmetry	RT [min]	Expected RT[min]	Area	Concentration [g/100 mL]
Ethanol	0.82773	1.455	1.453	191.4185	0.1448
n-Propanol	0.86498	2.623	2.621	231.3407	0.0100



Brazoria County Crime Laboratory

Toxicology

Ethanol Confirmation Worksheet

Lab Number:

BCCL-24-1166 001

Batch Name: BAC_20240626_KB

Instrument: BAC-1

Analyst: Kayla M. Baylor

Specimen type:



Blood



Liquid



Other: _____

Results:

Ethanol

FID1

FID2

Aliquot 1:

0.0000

Aliquot 1:

0.0000

Aliquot 2:

0.0000

Aliquot 2:

0.0000

Reported Result: none detected

Reported UM: _____

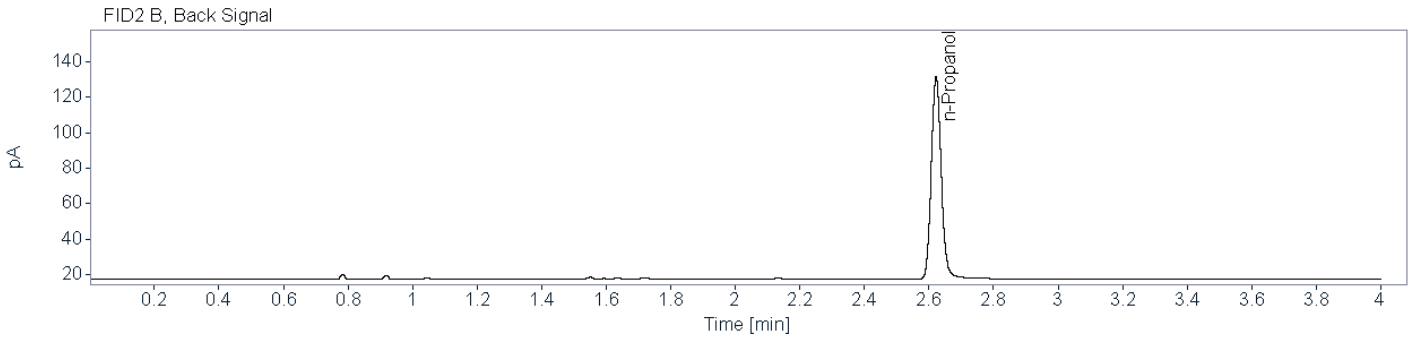
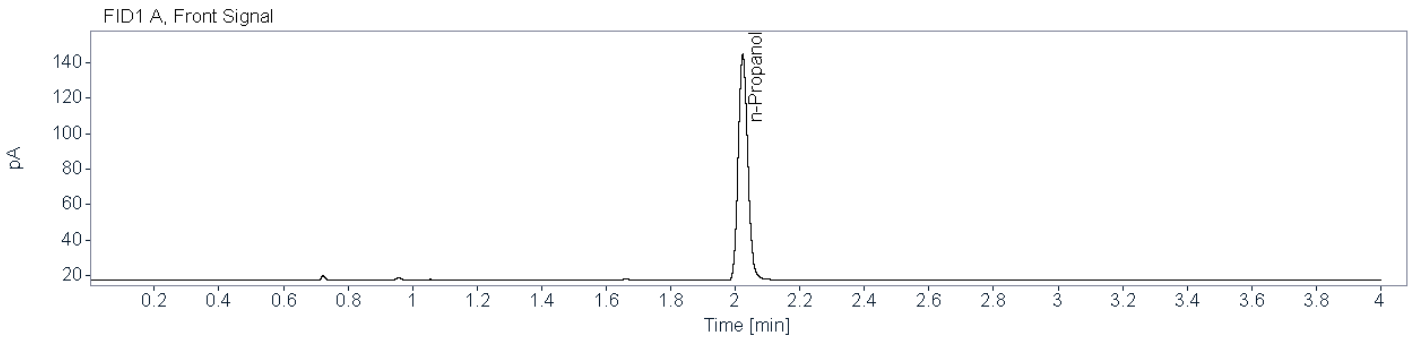
Comments:

Total Number of Printed Examination Pages: 0



Brazoria County Sheriff's Office Crime Lab
Toxicology
Ethanol Analysis

Sample Name: BCCL-24-1166 001 (24-1546) **Description:** Alq 1 **Sample Barcode:** 24-1546 **Vial Number:** 36
Instrument: BAC 1 **Acq. Method:** BAC.M **Injection Date:** 6/26/2024 3:23:15 PM
Data File: C:\Chem32\1\Data\2024\BAC_20240626_KB 2024-06-26 12-10-32\036F3601.D



Name FID1A

Compound	Peak Symmetry	RT [min]	Expected RT[min]	Area	Concentration [g/100 mL]
n-Propanol	0.85619	2.023	2.023	261.7820	0.0100

Name FID2B

Compound	Peak Symmetry	RT [min]	Expected RT[min]	Area	Concentration [g/100 mL]
n-Propanol	0.88149	2.622	2.621	241.7605	0.0100

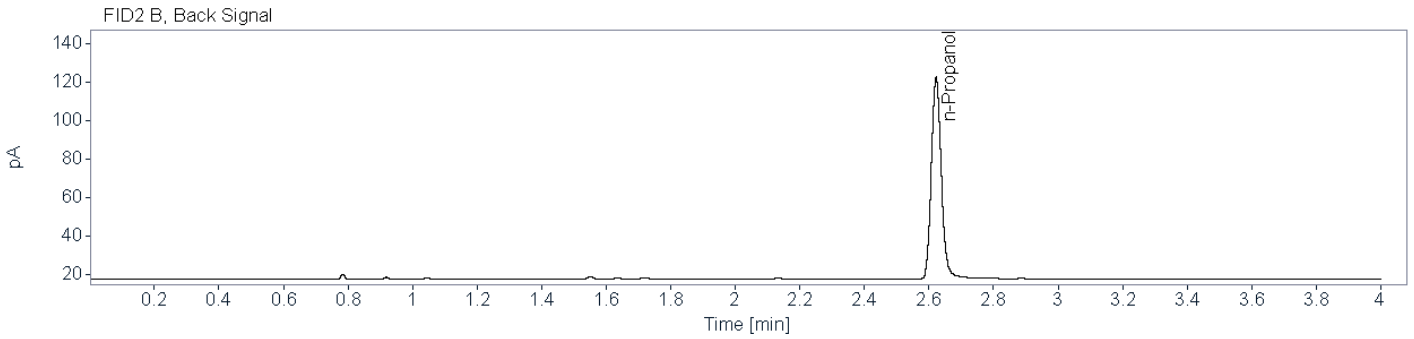
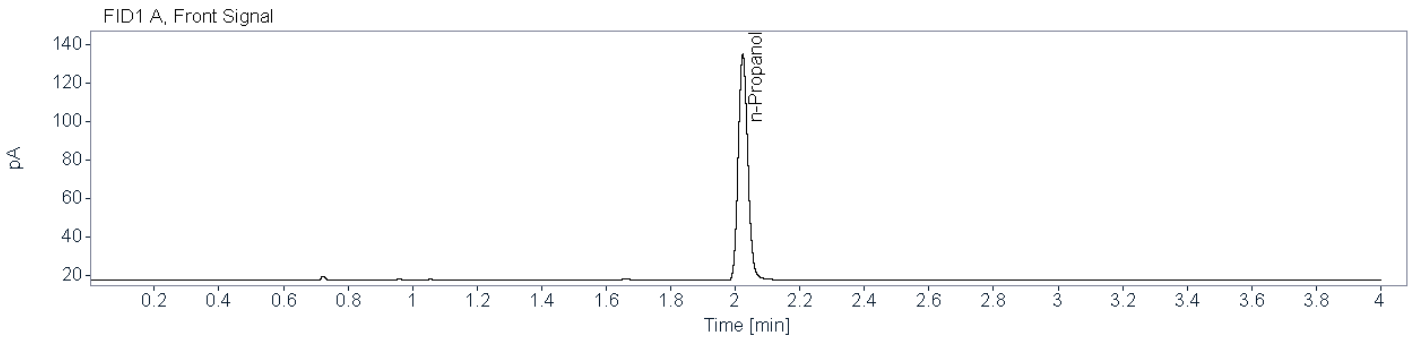


Brazoria County Sheriff's Office Crime Lab

Toxicology

Ethanol Analysis

Sample Name: BCCL-24-1166 001 (24-1562)
Description: Alq 2
Sample Barcode: 24-1562
Vial Number: 52
Instrument: BAC 1
Acq. Method: BAC.M
Injection Date: 6/26/2024 4:46:28 PM
Data File: C:\Chem32\1\Data\2024\BAC_20240626_KB 2024-06-26 12-10-32\052F5201.D



Name FID1A

Compound	Peak Symmetry	RT [min]	Expected RT[min]	Area	Concentration [g/100 mL]
n-Propanol	0.85122	2.023	2.023	242.2323	0.0100

Name FID2B

Compound	Peak Symmetry	RT [min]	Expected RT[min]	Area	Concentration [g/100 mL]
n-Propanol	0.86280	2.622	2.621	222.5809	0.0100



Brazoria County Crime Laboratory

Toxicology

Ethanol Confirmation Worksheet

Lab Number:

BCCL-24-1167 001

Batch Name: BAC_20240626_KB

Instrument: BAC-1

Analyst: Kayla M. Baylor

Specimen type:



Blood



Liquid



Other: _____

Results:

Ethanol

FID1

FID2

Aliquot 1:

0.0539

Aliquot 1:

0.0539

Aliquot 2:

0.0533

Aliquot 2:


0.0536

Reported Result: 0.053 g/100 mL

Reported UM: 0.008 g/100 mL

Comments:

Total Number of Printed Examination Pages: 0

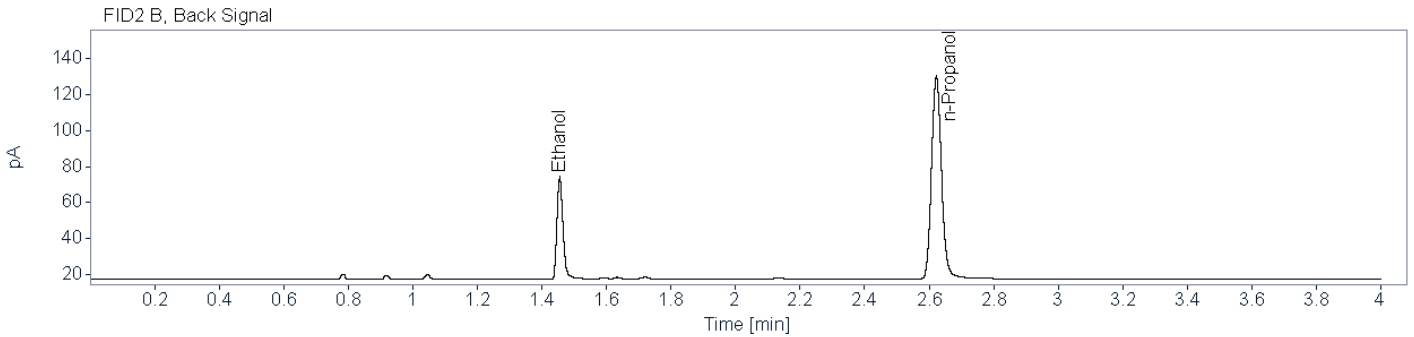
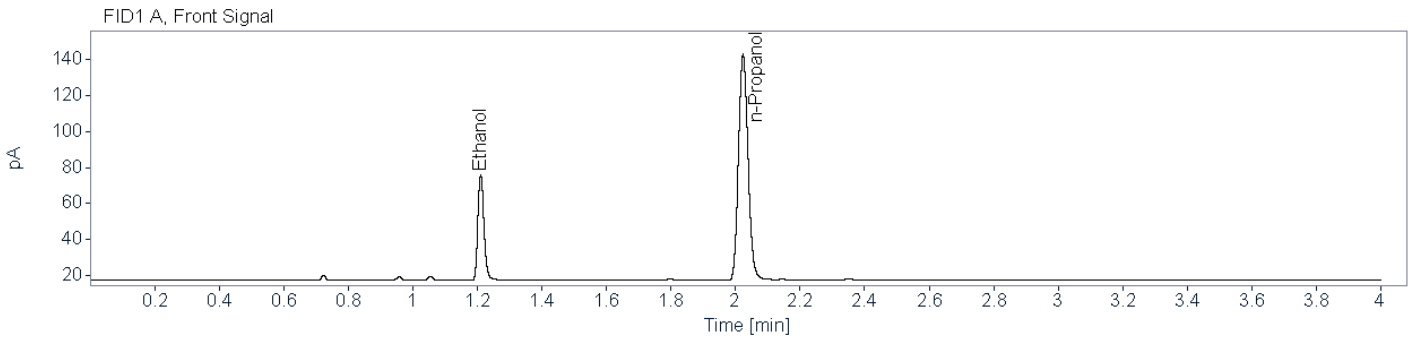


Brazoria County Sheriff's Office Crime Lab

Toxicology

Ethanol Analysis

Sample Name: BCCL-24-1167 001 (24-1547) **Description:** Alq 1 **Sample Barcode:** 24-1547 **Vial Number:** 37
Instrument: BAC 1 **Acq. Method:** BAC.M **Injection Date:** 6/26/2024 3:28:47 PM
Data File: C:\Chem32\1\Data\2024\BAC_20240626_KB 2024-06-26 12-10-32\037F3701.D




Name FID1A

Compound	Peak Symmetry	RT [min]	Expected RT[min]	Area	Concentration [g/100 mL]
Ethanol	0.81551	1.210	1.209	77.4752	0.0539
n-Propanol	0.86374	2.023	2.023	258.1223	0.0100

Name FID2B

Compound	Peak Symmetry	RT [min]	Expected RT[min]	Area	Concentration [g/100 mL]
Ethanol	0.78550	1.455	1.453	72.5683	0.0539
n-Propanol	0.88044	2.622	2.621	238.9204	0.0100

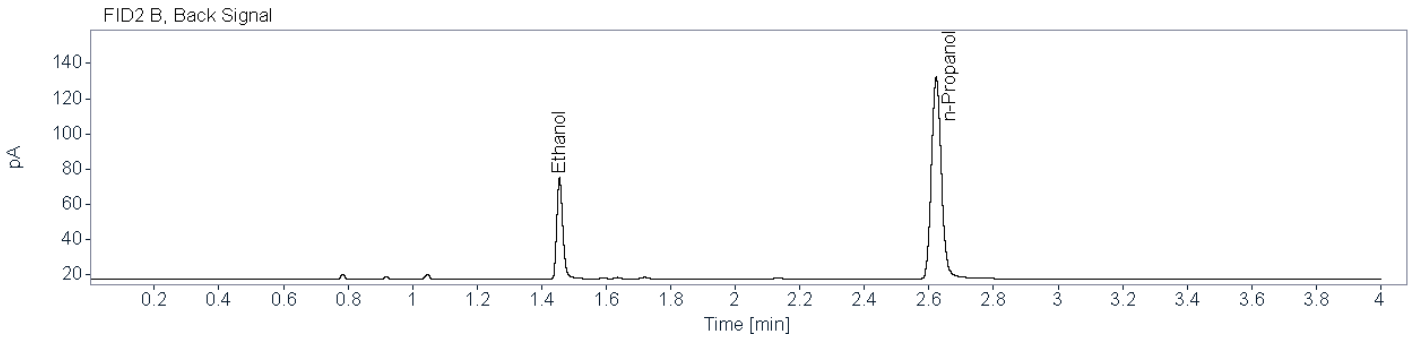
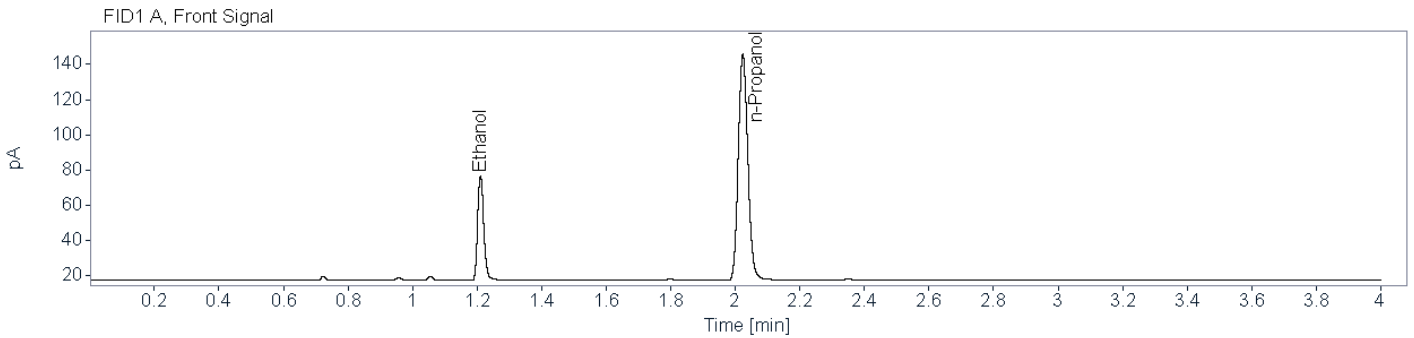


Brazoria County Sheriff's Office Crime Lab

Toxicology

Ethanol Analysis

Sample Name: BCCL-24-1167 001 (24-1561) **Description:** Alq 2 **Sample Barcode:** 24-1561 **Vial Number:** 51
Instrument: BAC 1 **Acq. Method:** BAC.M **Injection Date:** 6/26/2024 4:41:34 PM
Data File: C:\Chem32\1\Data\2024\BAC_20240626_KB 2024-06-26 12-10-32\051F5101.D



Name FID1A

Compound	Peak Symmetry	RT [min]	Expected RT[min]	Area	Concentration [g/100 mL]
Ethanol	0.80903	1.211	1.209	78.1962	0.0533
n-Propanol	0.85585	2.023	2.023	263.3402	0.0100

Name FID2B

Compound	Peak Symmetry	RT [min]	Expected RT[min]	Area	Concentration [g/100 mL]
Ethanol	0.78026	1.456	1.453	73.4009	0.0536
n-Propanol	0.87533	2.623	2.621	243.0436	0.0100



Brazoria County Crime Laboratory

Toxicology

Ethanol Confirmation Worksheet

Lab Number:

BCCL-24-1189 005

Batch Name: BAC_20240626_KB

Instrument: BAC-1

Analyst: Kayla M. Baylor

Specimen type:



Blood



Liquid



Other: _____

Results:

Ethanol

FID1

FID2

Aliquot 1:

0.1417

Aliquot 1:

0.1428

Aliquot 2:

0.1520

Aliquot 2:

0.1530

Reported Result: 0.147 g/100 mL

Reported UM: 0.021 g/100 mL

Comments:

Total Number of Printed Examination Pages: 0

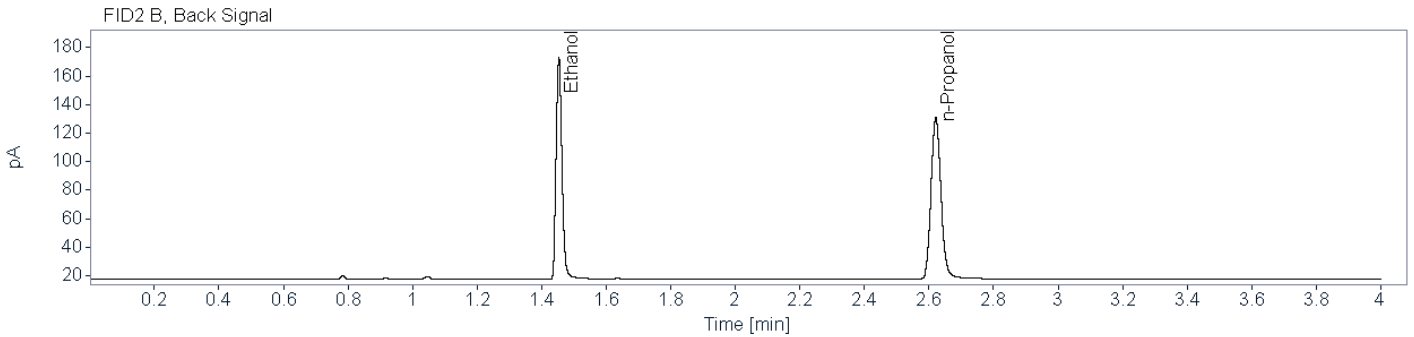
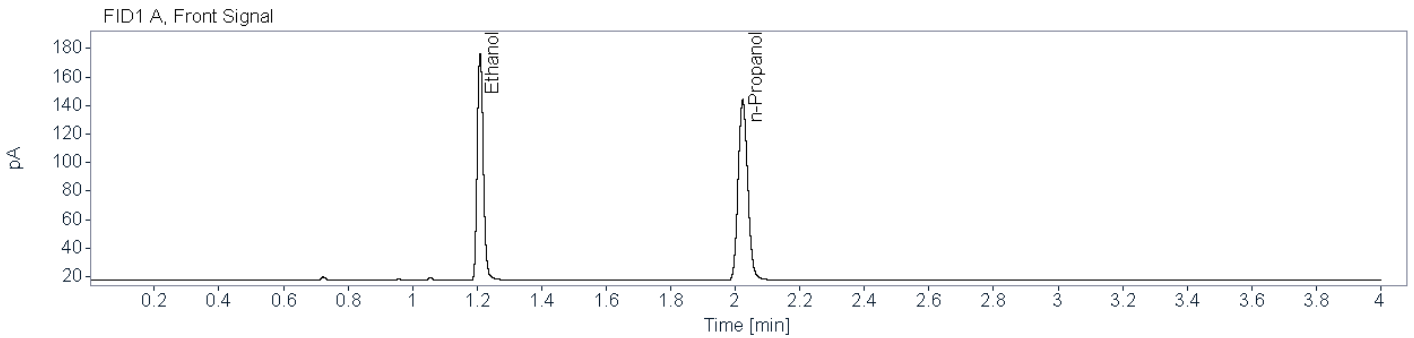


Brazoria County Sheriff's Office Crime Lab

Toxicology

Ethanol Analysis

Sample Name: BCCL-24-1189 005 (24-1548) **Description:** Alq 1 **Sample Barcode:** 24-1548 **Vial Number:** 38
Instrument: BAC 1 **Acq. Method:** BAC.M **Injection Date:** 6/26/2024 3:33:40 PM
Data File: C:\Chem32\1\Data\2024\BAC_20240626_KB 2024-06-26 12-10-32\038F3801.D



Name FID1A

Compound	Peak Symmetry	RT [min]	Expected RT[min]	Area	Concentration [g/100 mL]
Ethanol	0.83665	1.209	1.209	208.6252	0.1417
n-Propanol	0.85287	2.023	2.023	261.4064	0.0100

Name FID2B

Compound	Peak Symmetry	RT [min]	Expected RT[min]	Area	Concentration [g/100 mL]
Ethanol	0.81295	1.454	1.453	196.5710	0.1428
n-Propanol	0.88202	2.621	2.621	241.0133	0.0100

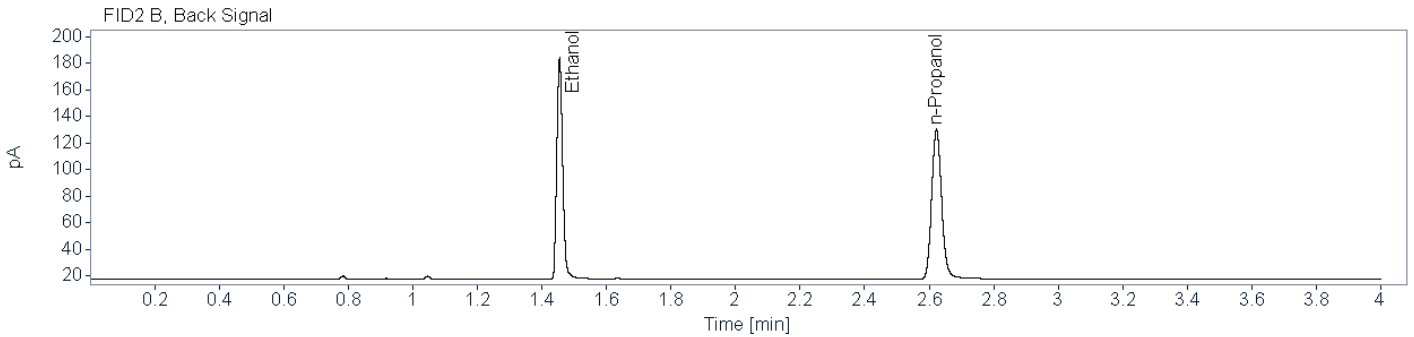
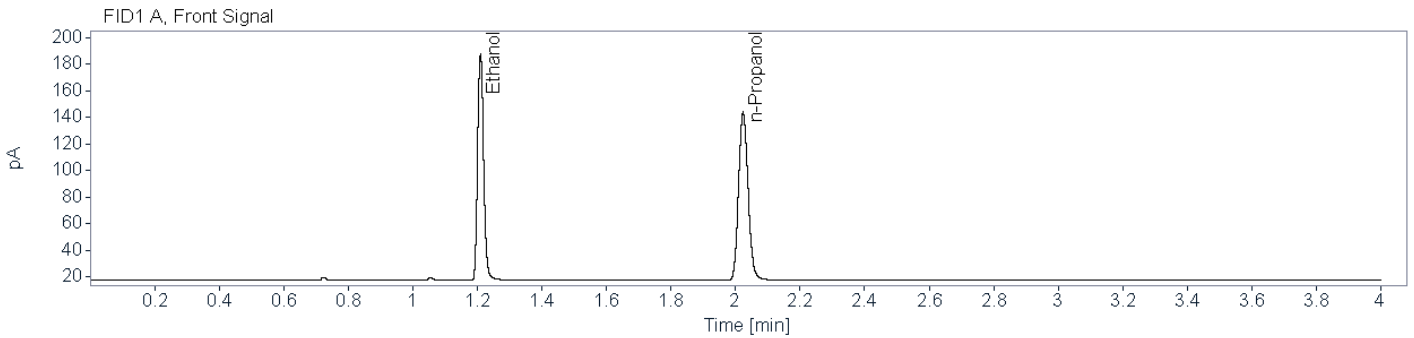


Brazoria County Sheriff's Office Crime Lab

Toxicology

Ethanol Analysis

Sample Name: BCCL-24-1189 005 (24-1560) **Description:** Alq 2 **Sample Barcode:** 24-1560 **Vial Number:** 50
Instrument: BAC 1 **Acq. Method:** BAC.M **Injection Date:** 6/26/2024 4:36:04 PM
Data File: C:\Chem32\1\Data\2024\BAC_20240626_KB 2024-06-26 12-10-32\050F5001.D



Name FID1A

Compound	Peak Symmetry	RT [min]	Expected RT[min]	Area	Concentration [g/100 mL]
Ethanol	0.83393	1.210	1.209	222.0704	0.1520
n-Propanol	0.85704	2.023	2.023	259.2379	0.0100

Name FID2B

Compound	Peak Symmetry	RT [min]	Expected RT[min]	Area	Concentration [g/100 mL]
Ethanol	0.83109	1.455	1.453	208.6677	0.1530
n-Propanol	0.86856	2.622	2.621	238.6773	0.0100



Brazoria County Crime Laboratory

Toxicology

Ethanol Confirmation Worksheet

Lab Number:

BCCL-24-1195 001

Batch Name: BAC_20240626_KB

Instrument: BAC-1

Analyst: Kayla M. Baylor

Specimen type:



Blood



Liquid



Other: _____

Results:

Ethanol

FID1

FID2

Aliquot 1:

0.0288

Aliquot 1:

0.0290

Aliquot 2:

0.0283

Aliquot 2:

0.0283

Reported Result: 0.028 g/100 mL

Reported UM: 0.004 g/100 mL

Comments:

Total Number of Printed Examination Pages: 0

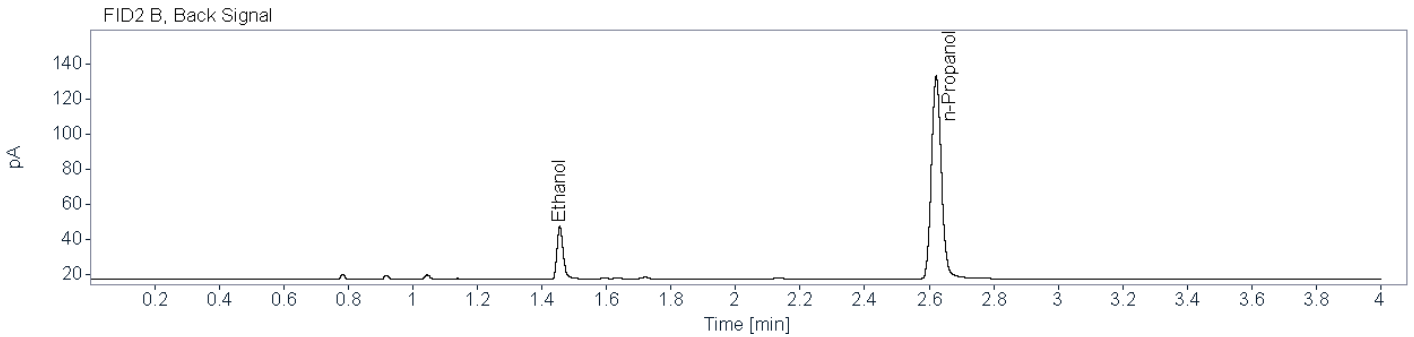
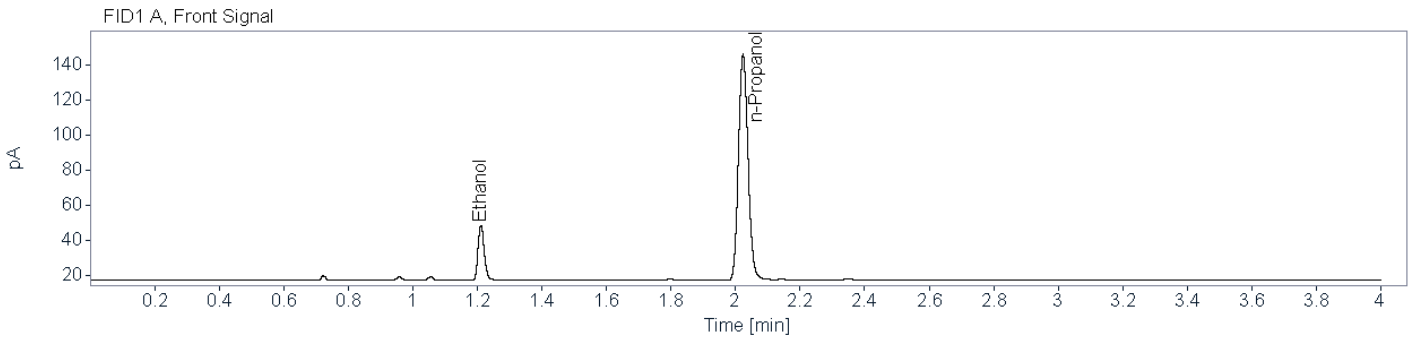


Brazoria County Sheriff's Office Crime Lab

Toxicology

Ethanol Analysis

Sample Name: BCCL-24-1195 001 (24-1549) **Description:** Alq 1 **Sample Barcode:** 24-1549 **Vial Number:** 39
Instrument: BAC 1 **Acq. Method:** BAC.M **Injection Date:** 6/26/2024 3:39:10 PM
Data File: C:\Chem32\1\Data\2024\BAC_20240626_KB 2024-06-26 12-10-32\039F3901.D



Name FID1A

Compound	Peak Symmetry	RT [min]	Expected RT[min]	Area	Concentration [g/100 mL]
Ethanol	0.80370	1.211	1.209	41.7730	0.0288
n-Propanol	0.86022	2.023	2.023	264.4442	0.0100

Name FID2B

Compound	Peak Symmetry	RT [min]	Expected RT[min]	Area	Concentration [g/100 mL]
Ethanol	0.76524	1.456	1.453	39.2815	0.0290
n-Propanol	0.87743	2.622	2.621	244.7677	0.0100

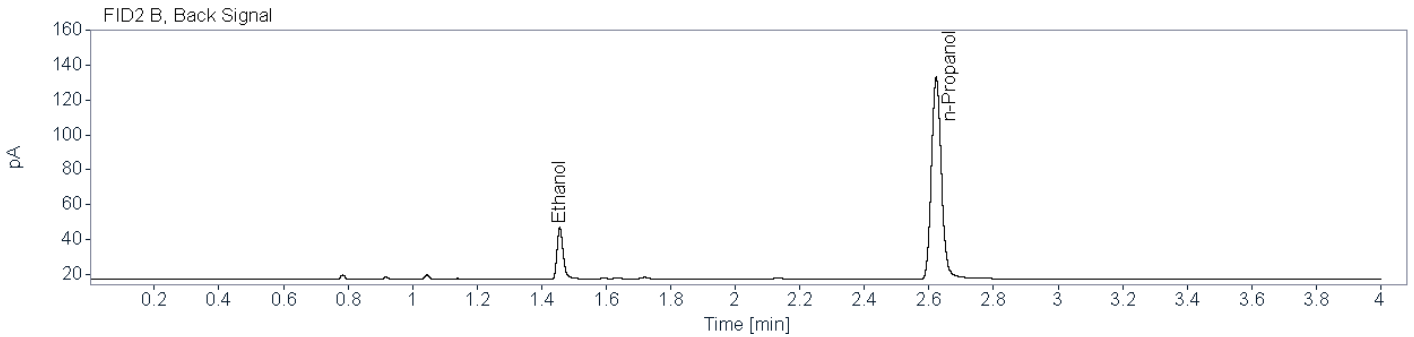
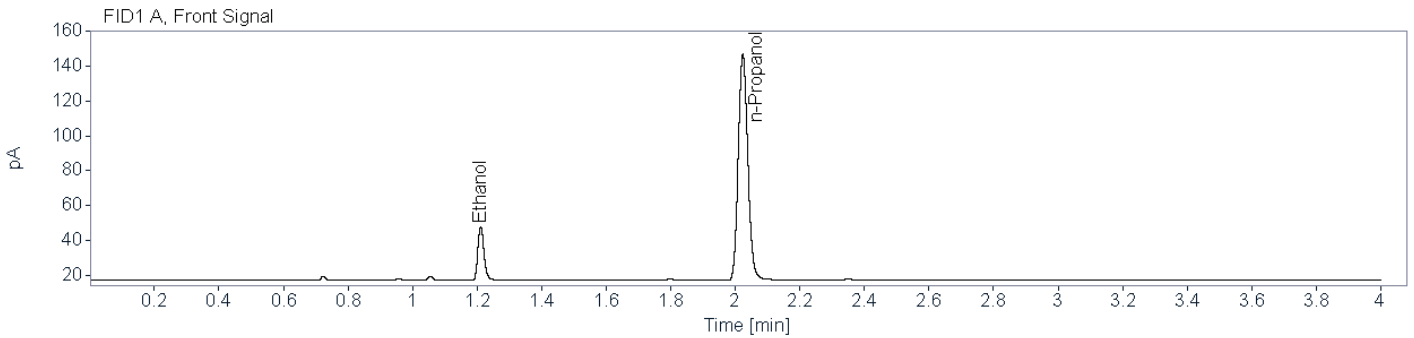


Brazoria County Sheriff's Office Crime Lab

Toxicology

Ethanol Analysis

Sample Name: BCCL-24-1195 001 (24-1559) **Description:** Alq 2 **Sample Barcode:** 24-1559 **Vial Number:** 49
Instrument: BAC 1 **Acq. Method:** BAC.M **Injection Date:** 6/26/2024 4:31:11 PM
Data File: C:\Chem32\1\Data\2024\BAC_20240626_KB 2024-06-26 12-10-32\049F4901.D



Name FID1A

Compound	Peak Symmetry	RT [min]	Expected RT[min]	Area	Concentration [g/100 mL]
Ethanol	0.80820	1.211	1.209	40.9863	0.0283
n-Propanol	0.85347	2.023	2.023	264.6164	0.0100

Name FID2B

Compound	Peak Symmetry	RT [min]	Expected RT[min]	Area	Concentration [g/100 mL]
Ethanol	0.77225	1.456	1.453	38.2185	0.0283
n-Propanol	0.87324	2.623	2.621	244.4498	0.0100



Brazoria County Crime Laboratory

Toxicology

Ethanol Confirmation Worksheet

Lab Number:

BCCL-24-1196 001

Batch Name: BAC_20240626_KB

Instrument: BAC-1

Analyst: Kayla M. Baylor

Specimen type:



Blood



Liquid



Other: _____

Results:

Ethanol

FID1

FID2

Aliquot 1:

0.1395

Aliquot 1:

0.1399

Aliquot 2:

0.1422

Aliquot 2:

0.1428

Reported Result: 0.141 g/100 mL

Reported UM: 0.020 g/100 mL

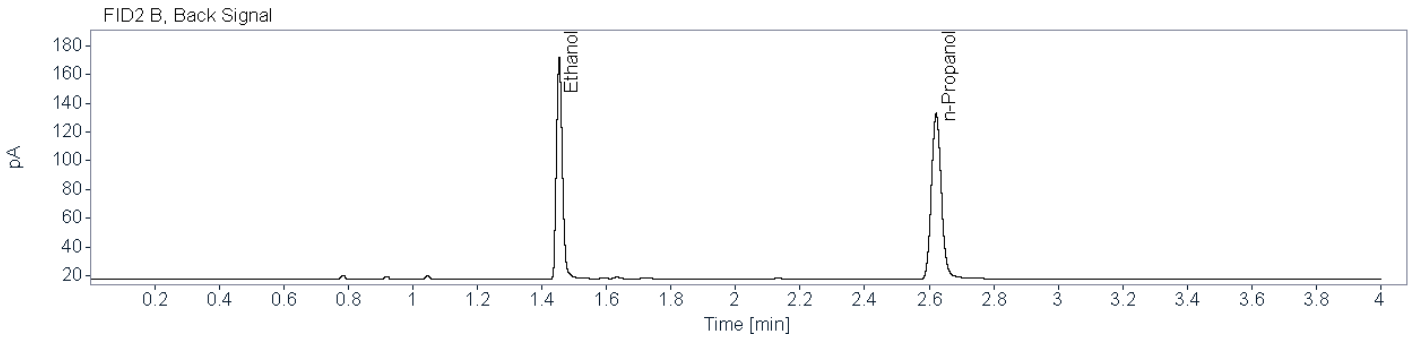
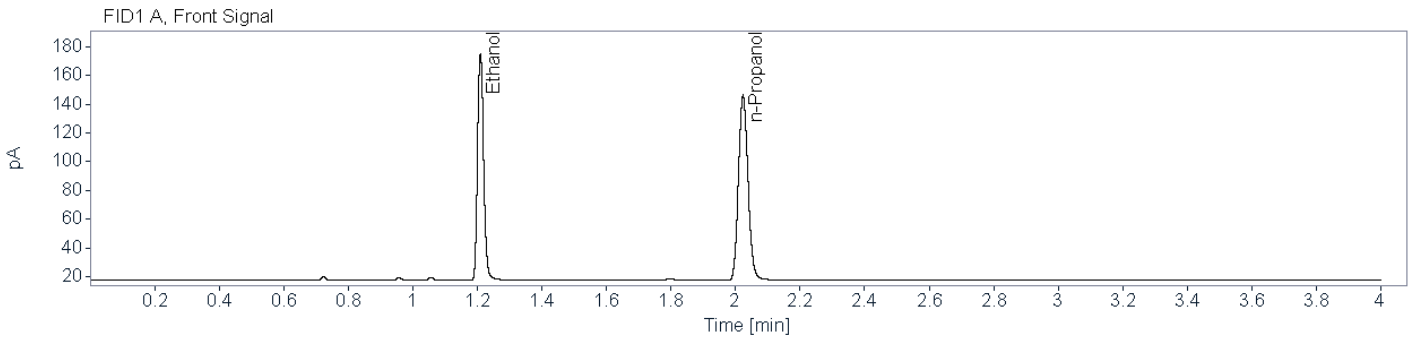
Comments:

Total Number of Printed Examination Pages: 0



Brazoria County Sheriff's Office Crime Lab
Toxicology
Ethanol Analysis

Sample Name: BCCL-24-1196 001 (24-1550) **Description:** Alq 1 **Sample Barcode:** 24-1550 **Vial Number:** 40
Instrument: BAC 1 **Acq. Method:** BAC.M **Injection Date:** 6/26/2024 3:44:03 PM
Data File: C:\Chem32\1\Data\2024\BAC_20240626_KB 2024-06-26 12-10-32\040F4001.D



Name FID1A

Compound	Peak Symmetry	RT [min]	Expected RT[min]	Area	Concentration [g/100 mL]
Ethanol	0.82732	1.209	1.209	207.7416	0.1395
n-Propanol	0.86270	2.023	2.023	264.4645	0.0100

Name FID2B

Compound	Peak Symmetry	RT [min]	Expected RT[min]	Area	Concentration [g/100 mL]
Ethanol	0.81967	1.454	1.453	195.4777	0.1399
n-Propanol	0.87813	2.622	2.621	244.6725	0.0100

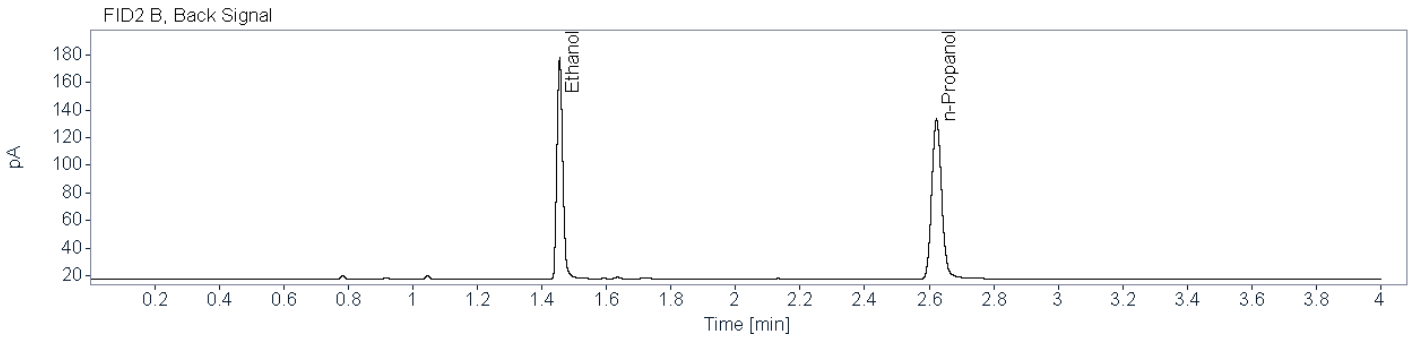
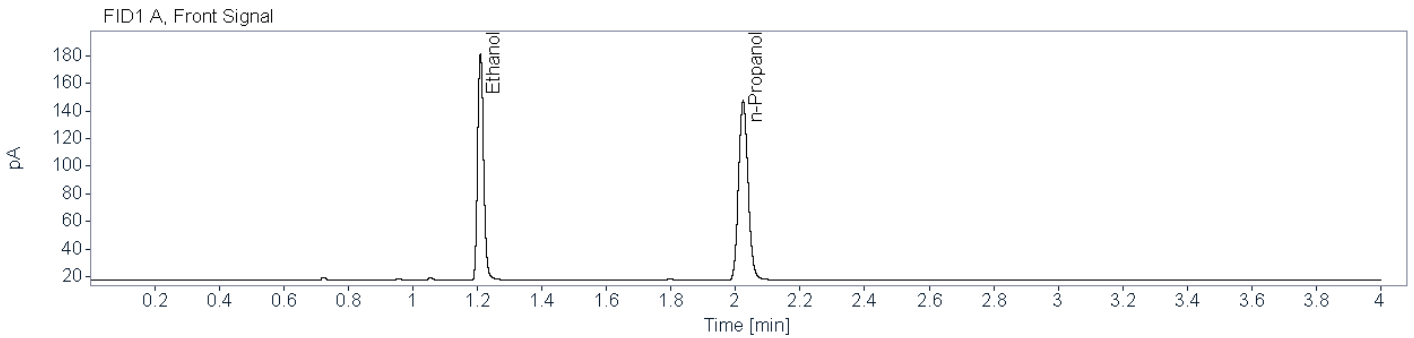


Brazoria County Sheriff's Office Crime Lab

Toxicology

Ethanol Analysis

Sample Name: BCCL-24-1196 001 (24-1558) **Description:** Alq 2 **Sample Barcode:** 24-1558 **Vial Number:** 48
Instrument: BAC 1 **Acq. Method:** BAC.M **Injection Date:** 6/26/2024 4:25:40 PM
Data File: C:\Chem32\1\Data\2024\BAC_20240626_KB 2024-06-26 12-10-32\048F4801.D



Name FID1A

Compound	Peak Symmetry	RT [min]	Expected RT[min]	Area	Concentration [g/100 mL]
Ethanol	0.83235	1.210	1.209	213.2102	0.1422
n-Propanol	0.86539	2.023	2.023	266.2072	0.0100

Name FID2B

Compound	Peak Symmetry	RT [min]	Expected RT[min]	Area	Concentration [g/100 mL]
Ethanol	0.82981	1.455	1.453	200.5777	0.1428
n-Propanol	0.87300	2.623	2.621	245.8999	0.0100



Brazoria County Crime Laboratory

Toxicology

Ethanol Confirmation Worksheet

Lab Number:

BCCL-24-1197 001

Batch Name: BAC_20240626_KB

Instrument: BAC-1

Analyst: Kayla M. Baylor

Specimen type:



Blood



Liquid



Other: _____

Results:

Ethanol

FID1

FID2

Aliquot 1:

0.1571

Aliquot 1:

0.1579

Aliquot 2:

0.1686

Aliquot 2:

0.1694

Reported Result: 0.163 g/100 mL

Reported UM: 0.023 g/100 mL

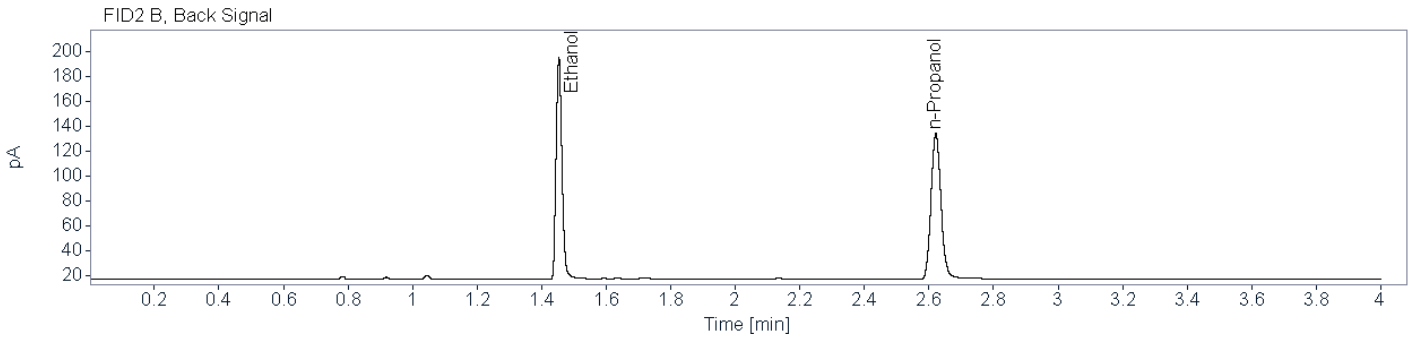
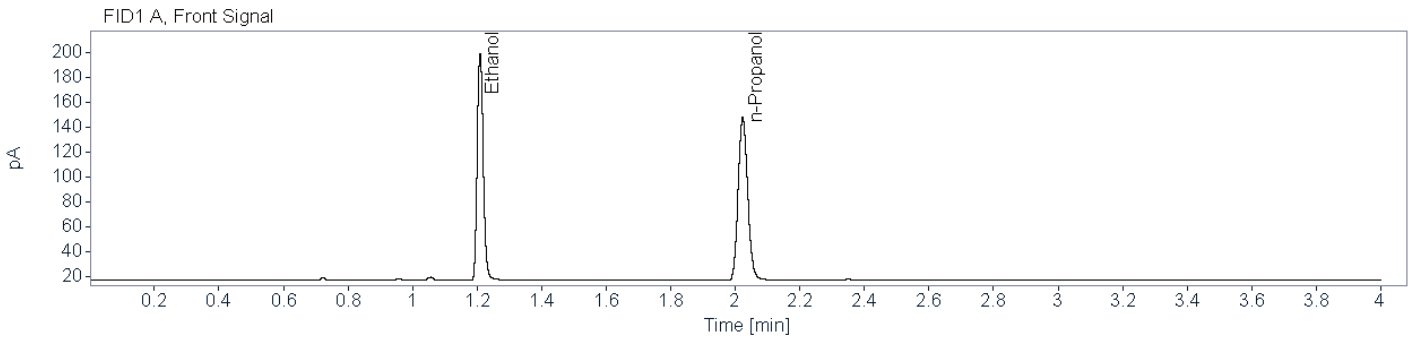
Comments:

Total Number of Printed Examination Pages: 0



Brazoria County Sheriff's Office Crime Lab
Toxicology
Ethanol Analysis

Sample Name: BCCL-24-1197 001 (24-1551) **Description:** Alq 1 **Sample Barcode:** 24-1551 **Vial Number:** 41
Instrument: BAC 1 **Acq. Method:** BAC.M **Injection Date:** 6/26/2024 3:49:34 PM
Data File: C:\Chem32\1\Data\2024\BAC_20240626_KB 2024-06-26 12-10-32\041F4101.D



Name FID1A

Compound	Peak Symmetry	RT [min]	Expected RT[min]	Area	Concentration [g/100 mL]
Ethanol	0.84191	1.209	1.209	237.4469	0.1571
n-Propanol	0.85318	2.023	2.023	268.2209	0.0100

Name FID2B

Compound	Peak Symmetry	RT [min]	Expected RT[min]	Area	Concentration [g/100 mL]
Ethanol	0.82019	1.454	1.453	224.0585	0.1579
n-Propanol	0.88283	2.621	2.621	248.2357	0.0100

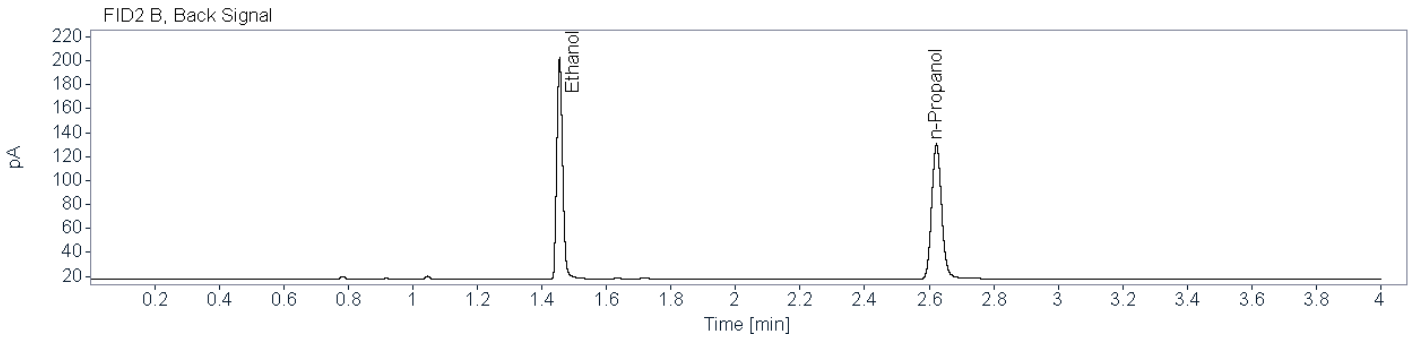
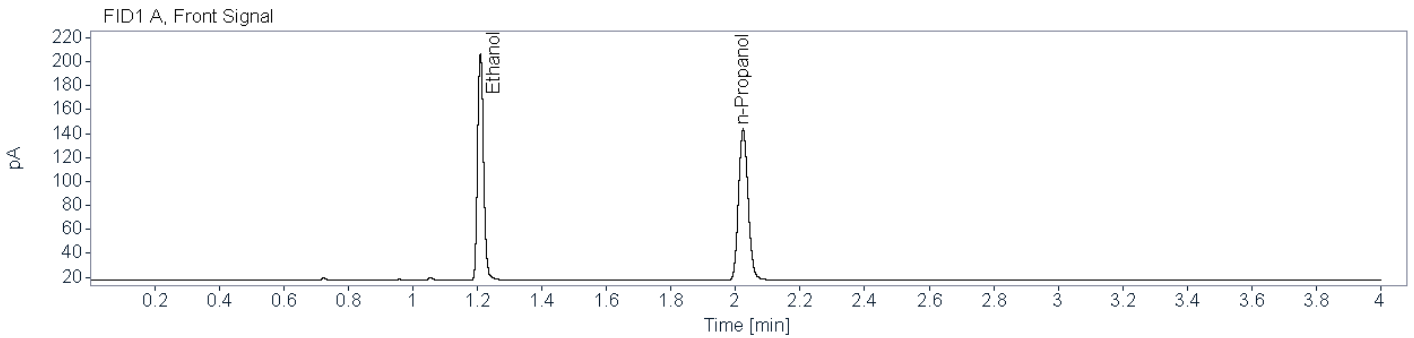


Brazoria County Sheriff's Office Crime Lab

Toxicology

Ethanol Analysis

Sample Name: BCCL-24-1197 001 (24-1557) **Description:** Alq 2 **Sample Barcode:** 24-1557 **Vial Number:** 47
Instrument: BAC 1 **Acq. Method:** BAC.M **Injection Date:** 6/26/2024 4:20:47 PM
Data File: C:\Chem32\1\Data\2024\BAC_20240626_KB 2024-06-26 12-10-32\047F4701.D



Name FID1A

Compound	Peak Symmetry	RT [min]	Expected RT[min]	Area	Concentration [g/100 mL]
Ethanol	0.83467	1.210	1.209	246.0795	0.1686
n-Propanol	0.85878	2.023	2.023	258.8630	0.0100

Name FID2B

Compound	Peak Symmetry	RT [min]	Expected RT[min]	Area	Concentration [g/100 mL]
Ethanol	0.83422	1.455	1.453	231.6260	0.1694
n-Propanol	0.87385	2.623	2.621	239.0212	0.0100



Brazoria County Crime Laboratory

Toxicology

Ethanol Confirmation Worksheet

Lab Number:

BCCL-24-1208 001

Batch Name: BAC_20240626_KB

Instrument: BAC-1

Analyst: Kayla M. Baylor

Specimen type:



Blood



Liquid



Other: _____

Results:


	FID1		FID2
Ethanol			
Aliquot 1:	<u>0.2431</u>	Aliquot 1:	<u>0.2452</u>
Aliquot 2:	<u>0.2247</u>	Aliquot 2:	<u>0.2272</u>

Reported Result: 0.235 g/100 mL

Reported UM: 0.034 g/100 mL

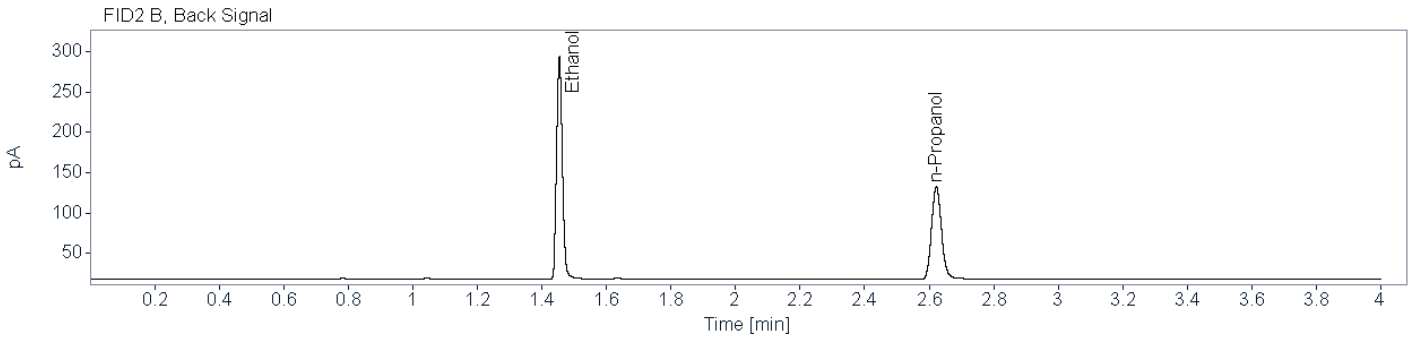
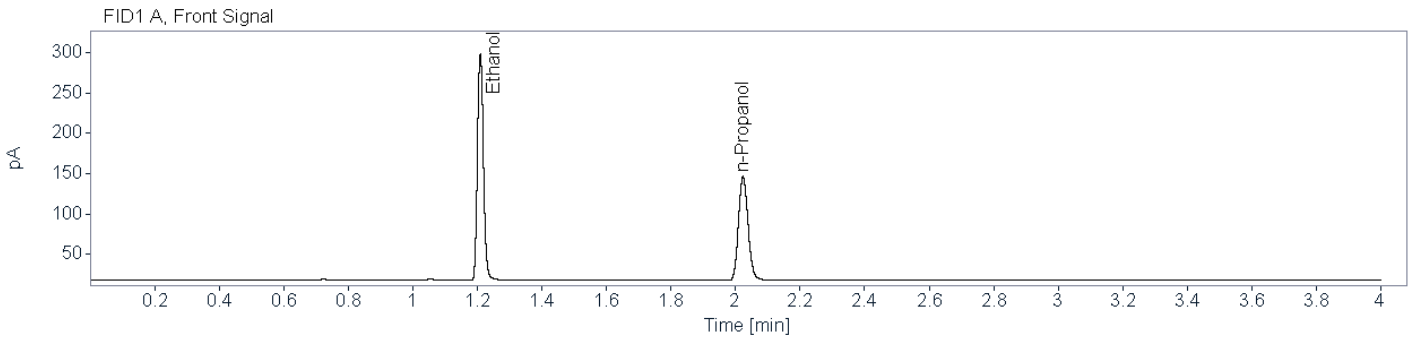
Comments:

Total Number of Printed Examination Pages: 0



Brazoria County Sheriff's Office Crime Lab
Toxicology
Ethanol Analysis

Sample Name: BCCL-24-1208 001 (24-1552) **Description:** Alq 1 **Sample Barcode:** 24-1552 **Vial Number:** 42
Instrument: BAC 1 **Acq. Method:** BAC.M **Injection Date:** 6/26/2024 3:54:27 PM
Data File: C:\Chem32\1\Data\2024\BAC_20240626_KB 2024-06-26 12-10-32\042F4201.D



Name FID1A

Compound	Peak Symmetry	RT [min]	Expected RT[min]	Area	Concentration [g/100 mL]
Ethanol	0.84679	1.209	1.209	364.6440	0.2431
n-Propanol	0.85752	2.023	2.023	265.6384	0.0100

Name FID2B

Compound	Peak Symmetry	RT [min]	Expected RT[min]	Area	Concentration [g/100 mL]
Ethanol	0.85772	1.454	1.453	343.9467	0.2452
n-Propanol	0.88197	2.622	2.621	244.7617	0.0100

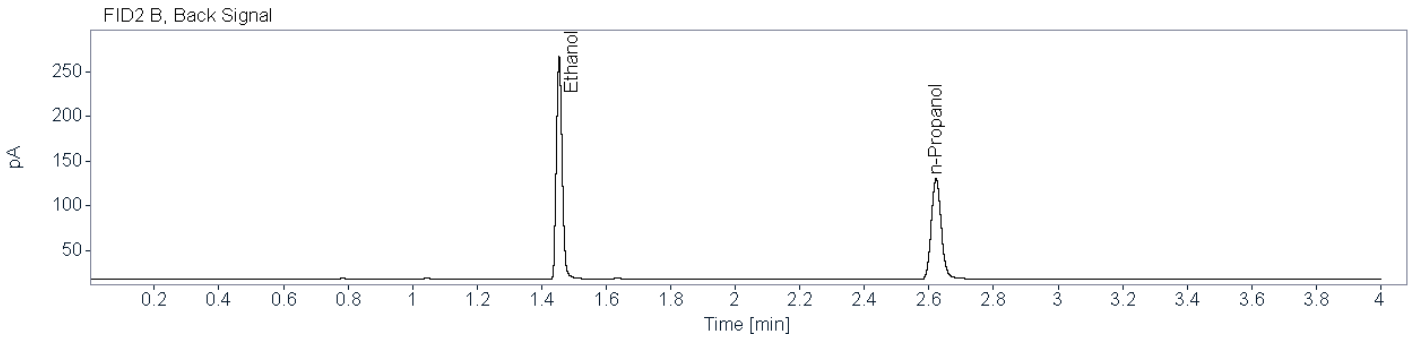
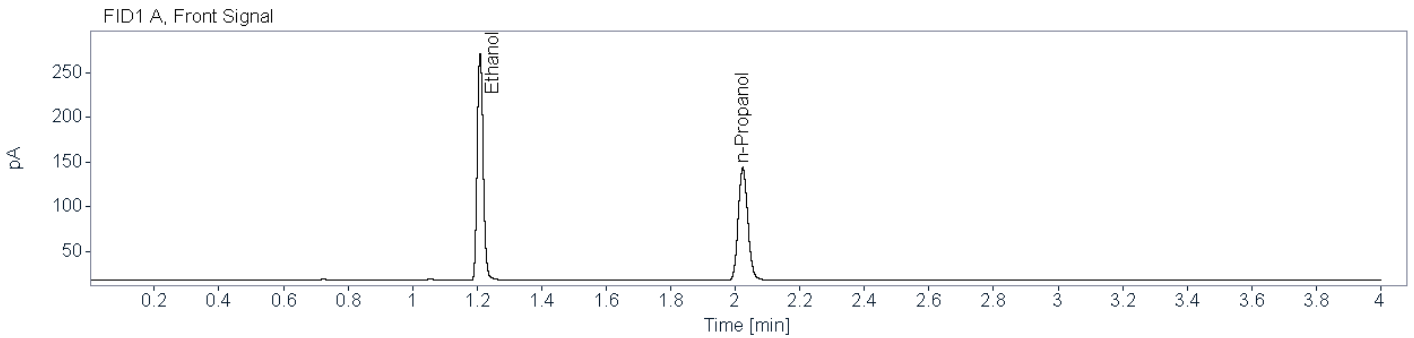


Brazoria County Sheriff's Office Crime Lab

Toxicology

Ethanol Analysis

Sample Name: BCCL-24-1208 001 (24-1556) **Description:** Alq 2 **Sample Barcode:** 24-1556 **Vial Number:** 46
Instrument: BAC 1 **Acq. Method:** BAC.M **Injection Date:** 6/26/2024 4:15:16 PM
Data File: C:\Chem32\1\Data\2024\BAC_20240626_KB 2024-06-26 12-10-32\046F4601.D



Name FID1A

Compound	Peak Symmetry	RT [min]	Expected RT[min]	Area	Concentration [g/100 mL]
Ethanol	0.85503	1.209	1.209	329.3704	0.2247
n-Propanol	0.85689	2.023	2.023	259.6535	0.0100

Name FID2B

Compound	Peak Symmetry	RT [min]	Expected RT[min]	Area	Concentration [g/100 mL]
Ethanol	0.85728	1.454	1.453	311.1755	0.2272
n-Propanol	0.87368	2.622	2.621	239.0784	0.0100



Brazoria County Crime Laboratory

Toxicology

Ethanol Confirmation Worksheet

Lab Number:

BCCL-24-1209 001

Batch Name: BAC_20240626_KB

Instrument: BAC-1

Analyst: Kayla M. Baylor

Specimen type:



Blood



Liquid



Other: _____

Results:

Ethanol

FID1

FID2

Aliquot 1:

0.1381

Aliquot 1:

0.1396

Aliquot 2:

0.1433

Aliquot 2:

0.1441

Reported Result: 0.141 g/100 mL

Reported UM: 0.020 g/100 mL

Comments:

Total Number of Printed Examination Pages: 0

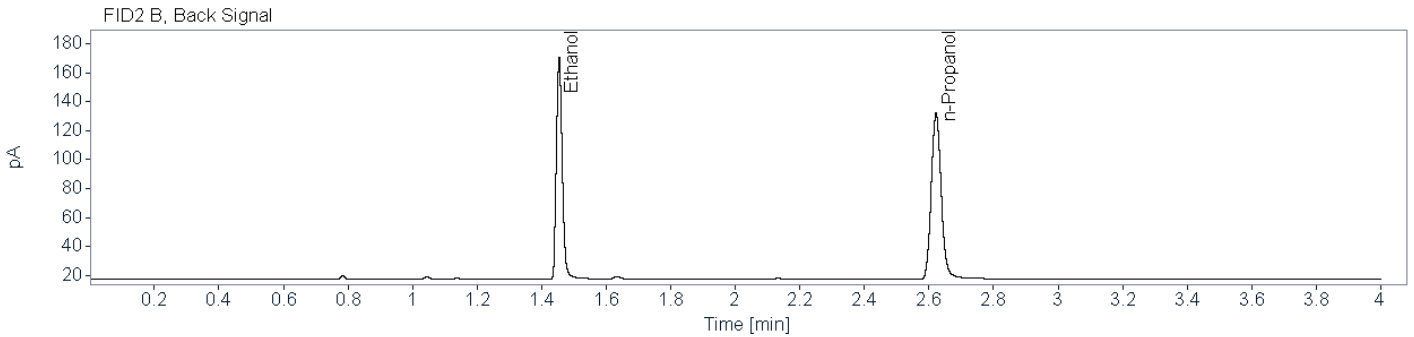
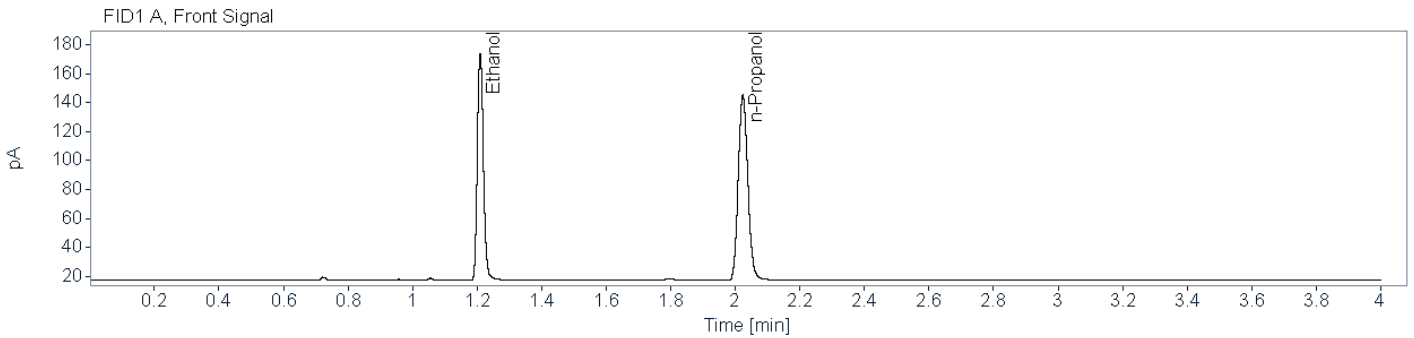


Brazoria County Sheriff's Office Crime Lab

Toxicology

Ethanol Analysis

Sample Name: BCCL-24-1209 001 (24-1553) **Description:** Alq 1 **Sample Barcode:** 24-1553 **Vial Number:** 43
Instrument: BAC 1 **Acq. Method:** BAC.M **Injection Date:** 6/26/2024 3:59:58 PM
Data File: C:\Chem32\1\Data\2024\BAC_20240626_KB 2024-06-26 12-10-32\043F4301.D



Name FID1A

Compound	Peak Symmetry	RT [min]	Expected RT[min]	Area	Concentration [g/100 mL]
Ethanol	0.82183	1.210	1.209	204.6738	0.1381
n-Propanol	0.85906	2.023	2.023	263.1651	0.0100

Name FID2B

Compound	Peak Symmetry	RT [min]	Expected RT[min]	Area	Concentration [g/100 mL]
Ethanol	0.82689	1.454	1.453	193.4394	0.1396
n-Propanol	0.87900	2.622	2.621	242.5662	0.0100

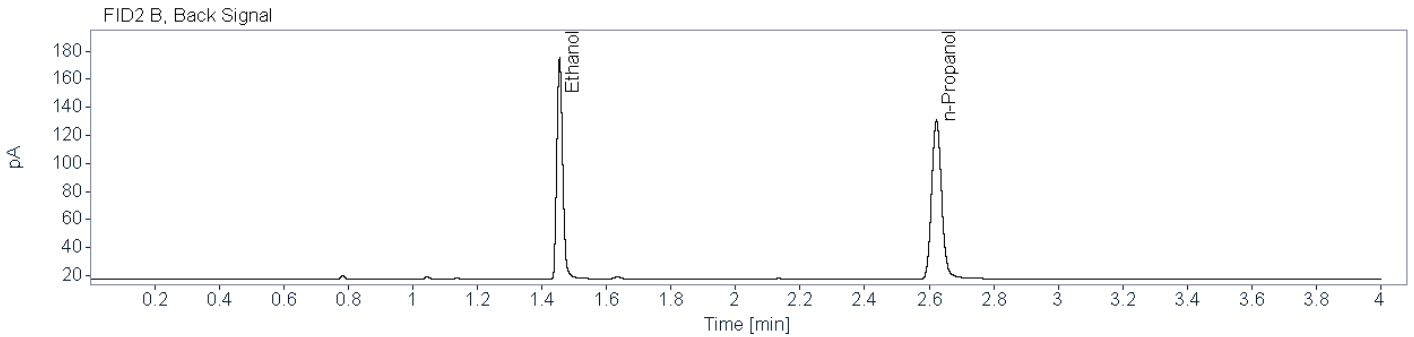
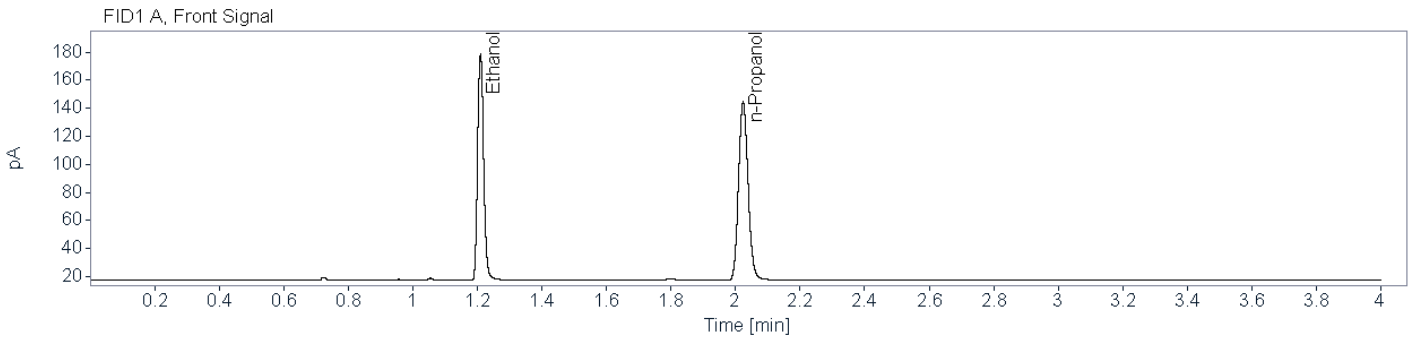


Brazoria County Sheriff's Office Crime Lab

Toxicology

Ethanol Analysis

Sample Name: BCCL-24-1209 001 (24-1555) **Description:** Alq 2 **Sample Barcode:** 24-1555 **Vial Number:** 45
Instrument: BAC 1 **Acq. Method:** BAC.M **Injection Date:** 6/26/2024 4:10:23 PM
Data File: C:\Chem32\1\Data\2024\BAC_20240626_KB 2024-06-26 12-10-32\045F4501.D



Name FID1A

Compound	Peak Symmetry	RT [min]	Expected RT[min]	Area	Concentration [g/100 mL]
Ethanol	0.83381	1.210	1.209	210.5105	0.1433
n-Propanol	0.86120	2.023	2.023	260.7757	0.0100

Name FID2B

Compound	Peak Symmetry	RT [min]	Expected RT[min]	Area	Concentration [g/100 mL]
Ethanol	0.82630	1.455	1.453	198.0088	0.1441
n-Propanol	0.87334	2.623	2.621	240.4930	0.0100