



Brazoria County Crime Laboratory BAC Batch Review Checklist

Batch Name: BAC_20240819_KB		Analyst Review	Technical Review
BAC Summary	Verify batch name, instrument, analyst, UM%, and QC targets	✓	✓
	Verify Cal 1 obtained values and IS area counts	✓	✓
	Verify IS of all QCs and samples fall within acceptable area count range	✓	✓
BAC Batch Information	IS/calibrators/QCs lot numbers, expiration dates, and inventory numbers listed	✓	✓
	Confirm standards and/or reagents made in-house are verified	✓	✓
	Pipette(s) listed	✓	✓
Sequence(s)	Verify date is consistent with batch date	✓	✓
	Verify method used for all samples is correct, and all pages accounted for	✓	✓
	Reviewer verified, initialed, and dated sequence	✓	✓
Method	Verify correct method is included, and all pages accounted for	✓	✓
Performance Check	Verify air blank and PC are acceptable	✓	✓
Calibration Table & Curve	Verify date is consistent with calibration date, and all pages accounted for	✓	✓
	Verify R ² values are acceptable for ethanol	✓	✓
Data	Verify calibrator area counts listed in the calibration table for ethanol	✓	✓
	Verify chromatography, retention time, and symmetry values are acceptable for ethanol	✓	✓
	Verify calibrators and QCs are within acceptable range for ethanol	✓	✓
	Verify all cases listed on BAC summary have data	✓	✓
	Verify barcodes match	✓	✓
Ethanol Confirmation Worksheet(s)	Verify aliquot values against data for all case samples	✓	✓
	Verify Reported Result and UM for all case samples	✓	✓
JTrax	Verify Reported Result and Reported UM against BAC Confirmation Worksheet(s) for all case samples	✓	✓
Verify QCs were added to QC log		✓	✓
All comments and/or strikethroughs, if any, initialed		✓	✓
All printed pages initialed		✓	✓
Total number of pages		108	✓

Analyst Review

Signature: Kayla M. Baylor Digitally signed by Kayla M. Baylor
Date: 2024.08.29 15:37:42 -05'00'

Date: 8/29/2024

Technical Review

Signature: Melissa Henry Digitally signed by Melissa Henry
Date: 2024.08.30 12:11:58 -05'00'

Date: 8/30/2024



Batch Name: BAC_20240819_KB

Technical Review Notes

- Result and UM not crossed out for all positive cases on the BAC summary. -- 8/30/2024 mh
- Missing previously analyzed comment on BCCL-24-1059. -- 8/30/2024 mh
- Data not attached to case record in JTrax for BCCL-24-1276, BCCL-24-1277, BCCL-24-1311, BCCL-24-1328, and BCCL-24-1361. --8/30/2024 mh

BAC Summary Worksheet



Batch Name:	BAC_20240819_KB
Instrument:	BAC-2
Analyst:	Kayla M. Baylor
UM%:	14.39
Units:	g/100 mL (unless otherwise stated)

		FID1	FID2
Average Calibrator IS Area Counts		181.8576	172.3519
Acceptance Range	Min	163.6718	155.1167
	Max	200.0434	189.5870

Calibrators	Ethanol Obtained Value		Ethanol Average	% Difference			IS Area Counts	
	FID1	FID2		Average & Target	FID1 & Average	FID2 & Average	FID1	FID2
0.010 g/100mL Calibrator	0.0105	0.0104	0.0104	4.00	0.96	0.00	182.0945	172.1572
0.025 g/100mL Calibrator	0.0246	0.0247	0.0246	-1.60	0.00	0.41	186.0606	176.3328
0.050 g/100mL Calibrator	0.0489	0.0491	0.0490	-2.00	-0.20	0.20	182.4473	172.6493
0.100 g/100mL Calibrator	0.0987	0.0986	0.0986	-1.40	0.10	0.00	178.5734	169.3709
0.200 g/100mL Calibrator	0.1984	0.1986	0.1985	-0.75	-0.05	0.05	180.1377	170.8322
0.400 g/100mL Calibrator	0.3984	0.3988	0.3986	-0.35	-0.05	0.05	183.1054	173.6758
0.500 g/100mL Calibrator	0.5056	0.5048	0.5052	1.04	0.08	-0.08	180.5843	171.4448

Calibrators	Level	Target	Acceptance Range	
		Min	Max	
Calibrators	Level 1	0.0100	0.0090	0.0110
	Level 2	0.0250	0.0225	0.0275
	Level 3	0.0500	0.0450	0.0550
	Level 4	0.1000	0.0950	0.1050
	Level 5	0.2000	0.1900	0.2100
	Level 6	0.4000	0.3800	0.4200
	Level 7	0.5000	0.4750	0.5250

Controls	Ethanol Obtained Value		Ethanol Average	% Difference			IS Area Counts	
	FID1	FID2		Average & Target	FID1 & Average	FID2 & Average	FID1	FID2
Negative	0.0000	0.0000	0.0000	-	-	-	177.2309	168.1938
High QC	0.4009	0.4007	0.4008	0.20	0.02	-0.02	177.4903	168.3964
Low QC	0.0793	0.0794	0.0793	-0.88	0.00	0.13	179.2389	170.1189
Blood QC A	0.0756	0.0757	0.0756	-4.06	0.00	0.13	179.4892	170.6141
Blood QC B	0.1911	0.1898	0.1904	-0.68	0.37	-0.32	176.5741	168.9329
Blood QC A	0.0807	0.0794	0.0800	1.52	0.87	-0.75	173.2306	167.9329
Blood QC B	0.1950	0.1904	0.1927	0.52	1.19	-1.19	168.4035	164.4798
Blood QC A	0.0800	0.0778	0.0789	0.13	1.39	-1.39	170.5501	168.1441
High QC	0.4261	0.4147	0.4204	5.10	1.36	-1.36	167.0036	164.2974
Low QC	0.0817	0.0808	0.0812	1.50	0.62	-0.49	170.0779	165.9705
DI Water	0.0000	0.0000	0.0000	-	-	-	168.0636	164.4693

Controls	QC Type	Target	Acceptance Range	
		Min	Max	
Controls	High QC	0.4000	0.3800	0.4200
	Low QC	0.0800	0.0760	0.0840
	Blood QC A	0.0788	0.0749	0.0827
	Blood QC B	0.1917	0.1821	0.2013

Lab Number	Ethanol Obtained Value		Ethanol Obtained Value		Result	UM	% Difference FID & Average				IS Area Counts Alq1		IS Area Counts Alq2	
	Alq1		Alq2				Alq1 FID1	Alq1 FID2	Alq2 FID1	Alq2 FID2	FID1	FID2	FID1	FID2
	FID1	FID2	FID1	FID2										
1	0.2564	0.2560	0.2560	0.2558	0.256	0.037	-2.32	-2.48	3.76	1.03	177.4787	168.8488	171.4974	168.5265
2	0.0000	0.0000	0.0000	0.0000	none detected						184.3577	176.1479	174.1535	171.5050
3	0.0000	0.0000	0.0000	0.0000	none detected						178.1607	169.3855	182.0673	178.5345
4	0.2594	0.2577	0.2433	0.2369	0.249	0.036	4.04	3.36	-2.42	-4.98	185.0217	176.6621	176.6191	173.1057
5	0.1945	0.1935	0.1985	0.1946	0.195	0.028	-0.40	-0.91	1.65	-0.35	181.7549	173.1897	174.0007	169.7403
6	0.2399	0.2367	0.2569	0.2509	0.246	0.035	-2.72	-3.20	4.18	1.74	184.4409	175.9197	176.3652	172.5529
7	0.1278	0.1273	0.1358	0.1329	0.130	0.019	-2.41	-2.79	3.70	1.49	178.4845	170.7048	175.3722	170.9979
8	0.3833	0.3816	0.3935	0.3863	0.386	0.056	-0.74	-1.18	1.90	0.03	177.7889	169.8336	171.2567	166.3043
9	0.0407	0.0408	0.0418	0.0411	0.041	0.006	-0.97	-0.73	1.70	0.00	179.9720	172.6703	174.6151	170.6938
10	0.0000	0.0000	0.0000	0.0000	none detected						181.9580	174.3622	175.4876	171.2375
11	0.2296	0.2272	0.2245	0.2195	0.225	0.032	1.95	0.89	-0.31	-2.53	173.7274	167.0114	180.7398	175.9116
12	0.1862	0.1850	0.1836	0.1806	0.183	0.026	1.28	0.63	-0.14	-1.77	174.8013	167.3033	178.0936	172.5977
13	0.0939	0.0932	0.0913	0.0898	0.092	0.013	2.01	1.25	-0.81	-2.44	178.5365	171.4264	176.0204	171.3347
14	0.0362	0.0358	0.0367	0.0361	0.036	0.005	0.00	-1.10	1.38	-0.28	179.5659	172.6912	181.3582	176.0182
15	0.0322	0.0321	0.0328	0.0325	0.032	0.005	-0.62	-0.93	1.23	0.31	173.1959	166.7003	182.2297	177.0116
16	0.0000	0.0000	0.0000	0.0000	none detected						179.1607	172.7122	178.4765	173.3986
17	0.1539	0.1551	0.1558	0.1532	0.155	0.022	1.01	-0.08	0.37	-1.30	179.1264	172.5676	177.5364	172.3374
18	0.1175	0.1158	0.1187	0.1168	0.117	0.017	0.26	-1.19	1.28	-0.34	181.0587	174.7573	179.7961	174.8647
19	0.1614	0.1589	0.1727	0.1700	0.165	0.024	-2.62	-4.13	4.19	2.56	179.1183	173.4202	174.5465	169.1501
20	0.0000	0.0000	0.0000	0.0000	none detected						185.5296	180.6267	176.5741	171.0815

High QC failed to meet acceptance criteria, outside 5% of target, all affected cases will be repeated -KB 8/29/2024

Okay to report negatives - KB 8/29/2024

Melissa Henry

Digitally signed by Melissa Henry
 Date: 2024.08.30 12:12:57 -05'00'

Kayla M. Baylor

Digitally signed by Kayla M. Baylor
 Date: 2024.08.29 14:07:16 -05'00'

Cases 20-11 performed in reverse were labeled aliquot 1, sequence corrected to reflect aliquot 2 -KB 8/30/2024



Brazoria County Crime Lab BAC Batch Information

Batch Name: BAC-20240819-KB Analyst: Kayla M. Bayler Instrument: BAC-2

	Lot:	Expiration:	Inventory Number:
Cal 1	<u>FN12272201</u>	<u>2/29/2028</u>	<u>5-23-5008K</u>
Cal 2	<u>FN03122112</u>	<u>3/31/2026</u>	<u>5-23-5009A</u>
Cal 3	<u>FN03172301</u>	<u>3/31/2028</u>	<u>5-23-5010D</u>
Cal 4	<u>FN03072301</u>	<u>3/31/2028</u>	<u>5-23-5011D</u>
Cal 5	<u>FN03132302</u>	<u>3/31/2028</u>	<u>5-23-5012C</u>
Cal 6	<u>FN03052102</u>	<u>3/31/2026</u>	<u>5-23-5013B</u>
Cal 7	<u>FN06262004</u>	<u>7/31/2025</u>	<u>5-23-5014E</u>
High QC	<u>30012020-A</u>	<u>1/31/2025</u>	<u>5-23-5015E</u>
Low QC	<u>517757</u>	<u>6/21/2025</u>	<u>5-24-5001D</u>
Blood QC A	<u>2401241</u>	<u>2/28/2028</u>	<u>5-24-5002B</u>
Blood QC B	<u>2302120</u>	<u>5/31/2027</u>	<u>5-24-5003B</u>
Internal Standard	<u>N/A</u>	<u>9/13/2024</u>	<u>R-24-5001</u>
Pipette(s)	<u>S053, 205L</u>		

Comments:

KB

BAC-20240819-KB

BCCL ANALYTICAL WORKLIST

ANALYST: Kayla Baylor



Worklist ID: Y6V0MJ99GYMET2

Case #	Evid #	Evid Type	Service
BCCL-24-1059 	001	Blood	Alcohol
BCCL-24-1276 	001_001	Blood	Alcohol
BCCL-24-1277 	001_001	Blood	Alcohol
BCCL-24-1286 	001_001	Blood	Alcohol
BCCL-24-1306 	006_001	Blood	Alcohol
BCCL-24-1307 	001_001	Blood	Alcohol
BCCL-24-1308 	001_001	Blood	Alcohol
BCCL-24-1309 	001_001	Blood	Alcohol
BCCL-24-1310 	001_001	Blood	Alcohol
BCCL-24-1311 	001_001	Blood	Alcohol
BCCL-24-1312 	001_001	Blood	Alcohol
BCCL-24-1313 	001_001	Blood	Alcohol
BCCL-24-1314 	001_001	Blood	Alcohol

KB

Case #	Evid #	Evid Type	Service
BCCL-24-1324 	001_001	Blood	Alcohol
BCCL-24-1327 	001_001	Blood	Alcohol
BCCL-24-1328 	001_001	Blood	Alcohol
BCCL-24-1329 	001_001	Blood	Alcohol
BCCL-24-1341 	001_001	Blood	Alcohol
BCCL-24-1360 	001_001	Blood	Alcohol
BCCL-24-1361 	001_001	Blood	Alcohol

SEQUENCE PARAMETERS

Sequence : C:\CHEM32\2\SEQUENCE\2024\BAC_20240819_KB.S
Operator : Kayla M. Baylor
Data File Naming : Auto
Data Directory : C:\Chem32\2\Data\
Data Subdirectory : 2024
Barcode Reader : used in Sequence
Barcode option : On barcode mismatch inject anyway
Shutdown Cmd/Macro : LOADMETHOD "C:\Chem32\1\methods\", "shutdown.M"
Sequence Comment :
Part of Methods to run: According to Runtime Checklist
Update Master Method (Data Analysis parameters): No

*sequence verified
8/19/2024 mh*

SEQUENCE TABLE:
=====

Line : 1
Location : 1
Sample Information :
Sample Name : 0.010 g/100mL Cal (24-1723)
Method Name : BAC
Sample Type : Calibration

Calibration Level : 1
Update RF : Replace
Update RT : Replace

=====

Line : 2
Location : 2
Sample Information :
Sample Name : 0.025 g/100mL Cal (24-1724)
Method Name : BAC
Sample Type : Calibration

Calibration Level : 2
Update RF : Replace
Update RT : Replace

=====

Line : 3
Location : 3
Sample Information :
Sample Name : 0.050 g/100mL Cal (24-1725)
Method Name : BAC
Sample Type : Calibration

Calibration Level : 3
Update RF : Replace
Update RT : Replace

KB

=====
Line : 4
Location : 4
Sample Information :
Sample Name : 0.100 g/100mL Cal (24-1726)
Method Name : BAC
Sample Type : Calibration

Calibration Level : 4
Update RF : Replace
Update RT : Replace

=====
Line : 5
Location : 5
Sample Information :
Sample Name : 0.200 g/100mL Cal (24-1727)
Method Name : BAC
Sample Type : Calibration

Calibration Level : 5
Update RF : Replace
Update RT : Replace

=====
Line : 6
Location : 6
Sample Information :
Sample Name : 0.400 g/100mL Cal (24-1728)
Method Name : BAC
Sample Type : Calibration

Calibration Level : 6
Update RF : Replace
Update RT : Replace

=====
Line : 7
Location : 7
Sample Information :
Sample Name : 0.500 g/100mL Cal (24-1729)
Method Name : BAC
Sample Type : Calibration

Calibration Level : 7
Update RF : Replace
Update RT : Replace

=====
Line : 8
Location : 8

KB

Sample Information :
Sample Name : Negative (24-1730)
Method Name : BAC
Sample Type : Sample

=====
Line : 9
Location : 9
Sample Information :
Sample Name : High QC (24-1731)
Method Name : BAC
Sample Type : Sample

=====
Line : 10
Location : 10
Sample Information :
Sample Name : Low QC (24-1732)
Method Name : BAC
Sample Type : Sample

=====
Line : 11
Location : 11
Sample Information :
Sample Name : Blood QC A (24-1733)
Method Name : BAC
Sample Type : Sample

=====
Line : 12
Location : 12
Sample Information : Alq 1
Sample Name : BCCL-24-1059 001 (24-1734)
Method Name : BAC
Sample Type : Sample

=====
Line : 13
Location : 13
Sample Information : Alq 1
Sample Name : BCCL-24-1276 001_001 (24-1735)
Method Name : BAC
Sample Type : Sample

=====
Line : 14
Location : 14

KB

Sample Information : Alq 1
Sample Name : BCCL-24-1277 001_001 (24-1736)
Method Name : BAC
Sample Type : Sample

=====
Line : 15
Location : 15
Sample Information : Alq 1
Sample Name : BCCL-24-1286 001_001 (24-1737)
Method Name : BAC
Sample Type : Sample

=====
Line : 16
Location : 16
Sample Information : Alq 1
Sample Name : BCCL-24-1306 006_001 (24-1738)
Method Name : BAC
Sample Type : Sample

=====
Line : 17
Location : 17
Sample Information : Alq 1
Sample Name : BCCL-24-1307 001_001 (24-1739)
Method Name : BAC
Sample Type : Sample

=====
Line : 18
Location : 18
Sample Information : Alq 1
Sample Name : BCCL-24-1308 001_001 (24-1740)
Method Name : BAC
Sample Type : Sample

=====
Line : 19
Location : 19
Sample Information : Alq 1
Sample Name : BCCL-24-1309 001_001 (24-1741)
Method Name : BAC
Sample Type : Sample

=====
Line : 20
Location : 20

KB

Sample Information : Alq 1
Sample Name : BCCL-24-1310 001_001 (24-1742)
Method Name : BAC
Sample Type : Sample

=====

Line : 21
Location : 21
Sample Information : Alq 1
Sample Name : BCCL-24-1311 001_001 (24-1743)
Method Name : BAC
Sample Type : Sample

=====

Line : 22
Location : 22
Sample Information :
Sample Name : Blood QC B (24-1744)
Method Name : BAC
Sample Type : Sample

=====

Line : 23
Location : 23
Sample Information : Alq 1
Sample Name : BCCL-24-1312 001_001 (24-1745)
Method Name : BAC
Sample Type : Sample

=====

Line : 24
Location : 24
Sample Information : Alq 1
Sample Name : BCCL-24-1313 001_001 (24-1746)
Method Name : BAC
Sample Type : Sample

=====

Line : 25
Location : 25
Sample Information : Alq 1
Sample Name : BCCL-24-1314 001_001 (24-1747)
Method Name : BAC
Sample Type : Sample

=====

Line : 26
Location : 26

KB

Sample Information : Alq 1
Sample Name : BCCL-24-1324 001_001 (24-1748)
Method Name : BAC
Sample Type : Sample

=====
Line : 27
Location : 27
Sample Information : Alq 1
Sample Name : BCCL-24-1327 001_001 (24-1749)
Method Name : BAC
Sample Type : Sample

=====
Line : 28
Location : 28
Sample Information : Alq 1
Sample Name : BCCL-24-1328 001_001 (24-1750)
Method Name : BAC
Sample Type : Sample

=====
Line : 29
Location : 29
Sample Information : Alq 1
Sample Name : BCCL-24-1329 001_001 (24-1751)
Method Name : BAC
Sample Type : Sample

=====
Line : 30
Location : 30
Sample Information : Alq 1
Sample Name : BCCL-24-1341 001_001 (24-1752)
Method Name : BAC
Sample Type : Sample

=====
Line : 31
Location : 31
Sample Information : Alq 1
Sample Name : BCCL-24-1360 001_001 (24-1753)
Method Name : BAC
Sample Type : Sample

=====
Line : 32
Location : 32

KB

Sample Information : Alq 1
Sample Name : BCCL-24-1361 001_001 (24-1754)
Method Name : BAC
Sample Type : Sample

=====
Line : 33
Location : 33
Sample Information :
Sample Name : Blood QC A (24-1755)
Method Name : BAC
Sample Type : Sample

=====
Line : 34
Location : 34
Sample Information : Alq ± 2 - KB 8/30/2024 KB
Sample Name : BCCL-24-1361 001_001 (24-1756)
Method Name : BAC
Sample Type : Sample

=====
Line : 35
Location : 35
Sample Information : Alq ± 2 8/30/2024 KB
Sample Name : BCCL-24-1360 001_001 (24-1757)
Method Name : BAC
Sample Type : Sample

=====
Line : 36
Location : 36
Sample Information : Alq ± 2 8/30/2024 KB
Sample Name : BCCL-24-1341 001_001 (24-1758)
Method Name : BAC
Sample Type : Sample

=====
Line : 37
Location : 37
Sample Information : Alq ± 2 8/30/2024 KB
Sample Name : BCCL-24-1329 001_001 (24-1759)
Method Name : BAC
Sample Type : Sample

=====
Line : 38
Location : 38

KB

Sample Information : Alq ± 2 - 8/30/2024 KB
Sample Name : BCCL-24-1328 001_001 (24-1760)
Method Name : BAC
Sample Type : Sample

Line : 39
Location : 39
Sample Information : Alq ± 2 8/30/2024 KB
Sample Name : BCCL-24-1327 001_001 (24-1761)
Method Name : BAC
Sample Type : Sample

Line : 40
Location : 40
Sample Information : Alq ± 2 - KB 8/30/2024
Sample Name : BCCL-24-1324 001_001 (24-1762)
Method Name : BAC
Sample Type : Sample

Line : 41
Location : 41
Sample Information : Alq ± 2 - KB 8/30/2024
Sample Name : BCCL-24-1314 001_001 (24-1763)
Method Name : BAC
Sample Type : Sample

Line : 42
Location : 42
Sample Information : Alq ± 2 - KB 8/30/2024
Sample Name : BCCL-24-1313 001_001 (24-1764)
Method Name : BAC
Sample Type : Sample

Line : 43
Location : 43
Sample Information : Alq ± 2 - KB 8/30/2024
Sample Name : BCCL-24-1312 001_001 (24-1765)
Method Name : BAC
Sample Type : Sample

Line : 44
Location : 44

KB

Sample Information :
Sample Name : Blood QC B (24-1766)
Method Name : BAC
Sample Type : Sample

=====
Line : 45
Location : 45
Sample Information : Alq 2
Sample Name : BCCL-24-1311 001_001 (24-1767)
Method Name : BAC
Sample Type : Sample

=====
Line : 46
Location : 46
Sample Information : Alq 2
Sample Name : BCCL-24-1310 001_001 (24-1768)
Method Name : BAC
Sample Type : Sample

=====
Line : 47
Location : 47
Sample Information : Alq 2
Sample Name : BCCL-24-1309 001_001 (24-1769)
Method Name : BAC
Sample Type : Sample

=====
Line : 48
Location : 48
Sample Information : Alq 2
Sample Name : BCCL-24-1308 001_001 (24-1770)
Method Name : BAC
Sample Type : Sample

=====
Line : 49
Location : 49
Sample Information : Alq 2
Sample Name : BCCL-24-1307 001_001 (24-1771)
Method Name : BAC
Sample Type : Sample

=====
Line : 50
Location : 50

Sample Information : Alq 2
Sample Name : BCCL-24-1306 006_001 (24-1772)
Method Name : BAC
Sample Type : Sample

=====
Line : 51
Location : 51
Sample Information : Alq 2
Sample Name : BCCL-24-1286 001_001 (24-1773)
Method Name : BAC
Sample Type : Sample

=====
Line : 52
Location : 52
Sample Information : Alq 2
Sample Name : BCCL-24-1277 001_001 (24-1774)
Method Name : BAC
Sample Type : Sample

=====
Line : 53
Location : 53
Sample Information : Alq 2
Sample Name : BCCL-24-1276 001_001 (24-1775)
Method Name : BAC
Sample Type : Sample

=====
Line : 54
Location : 54
Sample Information : Alq 2
Sample Name : BCCL-24-1059 001 (24-1776)
Method Name : BAC
Sample Type : Sample

=====
Line : 55
Location : 55
Sample Information :
Sample Name : Blood QC A (24-1777)
Method Name : BAC
Sample Type : Sample

=====
Line : 56
Location : 56

KB

Sample Information :
Sample Name : High QC (24-1778)
Method Name : BAC
Sample Type : Sample

=====
Line : 57
Location : 57
Sample Information :
Sample Name : Low QC (24-1779)
Method Name : BAC
Sample Type : Sample

=====
Line : 58
Location : 58
Sample Information :
Sample Name : DI Water (24-1780)
Method Name : BAC
Sample Type : Sample

KB

Method Information

Method: C:\Chem32\2\Methods\BAC.M
Modified: 4/30/2024 at 4:29:07 PM

Run Time Checklist

Pre-Run Cmd/Macro: off
Data Acquisition: on
Standard Data Analysis: on
Customized Data Analysis: off
Save GLP Data: off
Post-Run Cmd/Macro: off
Save Method with Data: on

Injection Source and Location

Injection Source: HS 10.1.1.101
Injection Location: GC Front

=====

Agilent 7890B

=====

GC

GC Summary

Run Time 4 min
Post Run Time 0 min

Oven

Temperature

Setpoint On
(Initial) 40 °C
Hold Time 4 min
Post Run 50 °C

Equilibration Time 3 min
Max Temperature 260 °C
Maximum Temperature Override Disabled
Slow Fan Disabled

Front SS Inlet He

Mode Split
Heater On 110 °C
Pressure On 24 psi
Total Flow On 81.121 mL/min
Septum Purge Flow On 3 mL/min
Gas Saver Off
Split Ratio 10 :1
Split Flow 69.952 mL/min

Column

Column #1
Pressure
Setpoint On
(Initial) 24 psi
Post Run 24 psi

Agilent 123-9134

DB-ALC1

0 °C-325 °C (325 °C): 30 m x 320 µm x 1.8 µm

Column lock Unlocked
In Front SS Inlet He
Out Front Detector FID
(Initial) 40 °C
Pressure 24 psi
Flow 6.9952 mL/min
Average Velocity 80.325 cm/sec
Holdup Time 0.62247 min

Column #2

Pressure
Setpoint On

(Initial) 24 psi
Post Run 24 psi

Agilent 123-9234
DB-ALC2
0 °C–325 °C (325 °C): 30 m x 320 µm x 1.2 µm
Column lock Unlocked
In Front SS Inlet He
Out Back Detector FID
(Initial) 40 °C
Pressure 24 psi
Flow 7.1019 mL/min
Average Velocity 80.935 cm/sec
Holdup Time 0.61778 min

Column Outlet Pressure 0 psi

Front Detector FID
Makeup N2
Signal is modified by Column Compensation Curve #2
Heater On 250 °C
H2 Flow On 30 mL/min
Air Flow On 400 mL/min
Makeup Flow On 25 mL/min
Carrier Gas Flow Correction Does not affect Makeup or Fuel Flow
Flame On
Electrometer On

Back Detector FID
Makeup N2
Signal is modified by Column Compensation Curve #2
Heater On 250 °C
H2 Flow On 30 mL/min
Air Flow On 400 mL/min
Makeup Flow On 25 mL/min
Carrier Gas Flow Correction Does not affect Makeup or Fuel Flow
Flame On
Electrometer On

Signals
Signal #1: Front Signal
Description Front Signal
Details Front Signal (FID)
Save On
Data Rate 20 Hz
Dual Injection Assignment Front Sample

Signal #2: Back Signal
Description Back Signal
Details Back Signal (FID)
Save On
Data Rate 20 Hz
Dual Injection Assignment Back Sample

Signal #3: Test Plot
Description Test Plot
Details
Save Off
Data Rate 50 Hz
Dual Injection Assignment Back Sample

Signal #4: Test Plot
Description Test Plot
Details
Save Off
Data Rate 50 Hz
Dual Injection Assignment Back Sample

=====
Agilent 7697A
=====

Agilent 7697A

Instrument Info

Address: 10.1.1.101
Serial Number: CN16210024
Firmware Revision: A.01.08.1

Instrument Settings

Vial Pressurization Gas: Helium
Loop Size (mL): 1
Keyboard Lock: OFF
Transfer Line Type: Fused Silica
Transfer Line Diameter (mm): 0.53

System Configuration

Carrier Control: GC Instrument

Resource Conservation

Vial Standby Flow (mL/min): 20

Temperature Settings:

Oven Temperature (°C): 70
Loop Temperature (°C): 70
Transfer Line Temperature (°C): 90

Timing Settings:

Vial Equilibration (min): 7.00
Injection Duration (min): 0.50
GC Cycle Time (min): 4.50

Vial and Loop Settings:

Vial Size: 20
Vial Shaking: OFF
Fill Mode: Default
Fill Pressure (psi): 10
Loop Fill Mode: Custom
Loop Ramp Rate (psi/min): 30
Loop Final Pressure (psi): 1
Loop Equilibration Time: 0.05

Carrier Settings:

Carrier Control Mode: GC controls Carrier

Advanced Settings:

Extraction Mode: Single Extraction
Vent After Extraction: ON
Post Injection Purge: 200 mL/min for 3 min
Acceptable Leak Check: Default, 0.2mL/min
Barcode Symbology: Enable All
Barcode Checksum: OFF

The Data Analysis Parameters of the used Method are :

=====
Integration Events
=====

Non signal specific Integration Events

Event	Value
Tangent Skim Mode	Standard
Tail Peak Skim Height Ratio	0.000
Front Peak Skim Height Ratio	0.000
Skim Valley Ratio	20.000
Baseline Correction	Classical
Peak to Valley Ratio	500.000

Default Integration Event Table "Event"

Event	Value	Time
Initial Slope Sensitivity	1.000	Initial
Initial Peak Width	0.040	Initial
Initial Area Reject	1.000	Initial
Initial Height Reject	1.700	Initial
Initial Shoulders	OFF	Initial

Detector Default Integration Event Table "Event_TCD"

Event	Value	Time
Initial Slope Sensitivity	100.000	Initial
Initial Peak Width	0.040	Initial
Initial Area Reject	1.000	Initial
Initial Height Reject	1.000	Initial
Initial Shoulders	OFF	Initial

Detector Default Integration Event Table "Event_ADC"

Event	Value	Time
Initial Slope Sensitivity	20.000	Initial
Initial Peak Width	0.040	Initial
Initial Area Reject	1.000	Initial
Initial Height Reject	1.000	Initial
Initial Shoulders	OFF	Initial

Detector Default Integration Event Table "Event_FID"

Event	Value	Time
Initial Slope Sensitivity	50.000	Initial
Initial Peak Width	0.040	Initial
Initial Area Reject	1.000	Initial
Initial Height Reject	1.000	Initial
Initial Shoulders	OFF	Initial

Detector Default Integration Event Table "Event_ECD"

Event	Value	Time
Initial Slope Sensitivity	100.000	Initial
Initial Peak Width	0.080	Initial
Initial Area Reject	1.000	Initial
Initial Height Reject	1.000	Initial
Initial Shoulders	OFF	Initial

Detector Default Integration Event Table "Event_NPD"

Event	Value	Time
Initial Slope Sensitivity	500.000	Initial
Initial Peak Width	0.040	Initial
Initial Area Reject	1.000	Initial
Initial Height Reject	1.000	Initial
Initial Shoulders	OFF	Initial


Detector Default Integration Event Table "Event_FPD"

Event	Value	Time
Initial Slope Sensitivity	50.000	Initial
Initial Peak Width	0.040	Initial
Initial Area Reject	1.000	Initial
Initial Height Reject	1.000	Initial
Initial Shoulders	OFF	Initial

Detector Default Integration Event Table "Event_uECD"

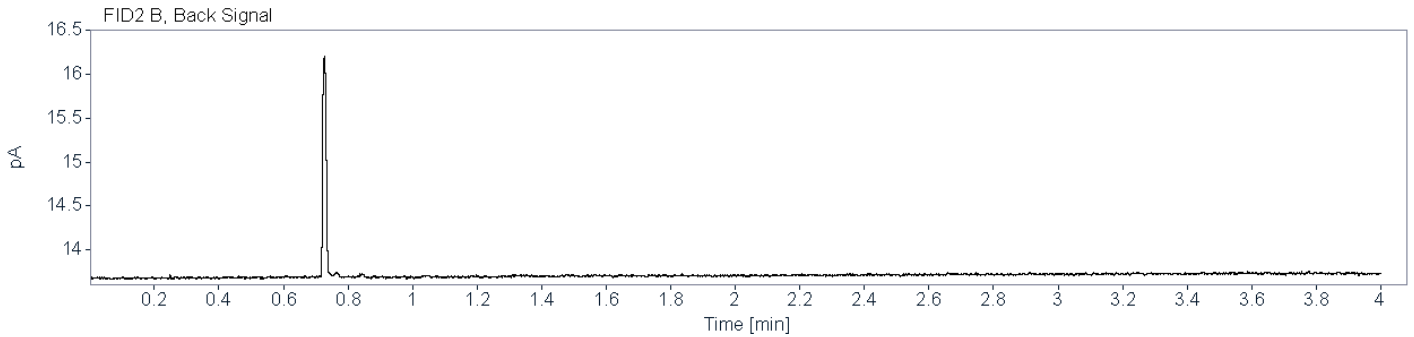
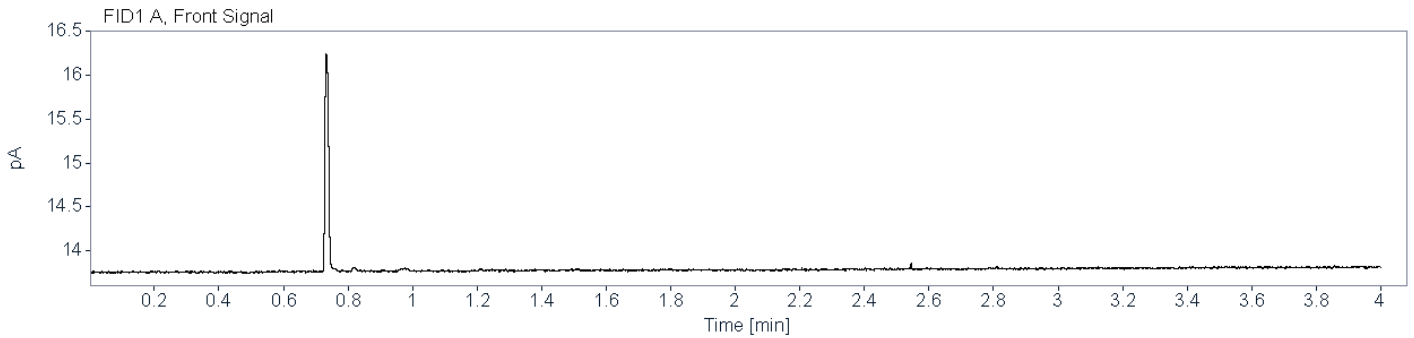
Event	Value	Time
Initial Slope Sensitivity	500.000	Initial
Initial Peak Width	0.040	Initial
Initial Area Reject	2.000	Initial
Initial Height Reject	2.000	Initial
Initial Shoulders	OFF	Initial


Apply Method's Manual Integration Events: No



Brazoria County Sheriff's Office Crime Lab
Toxicology
Ethanol Analysis

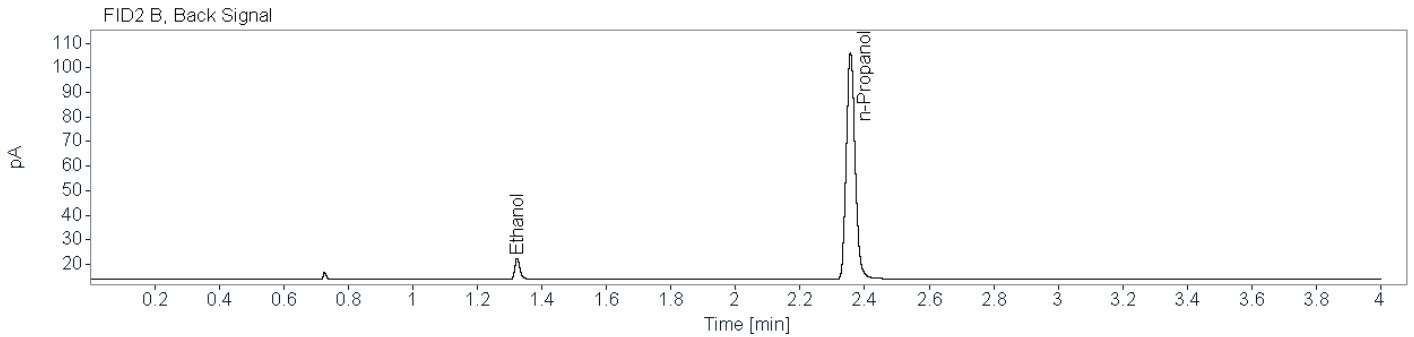
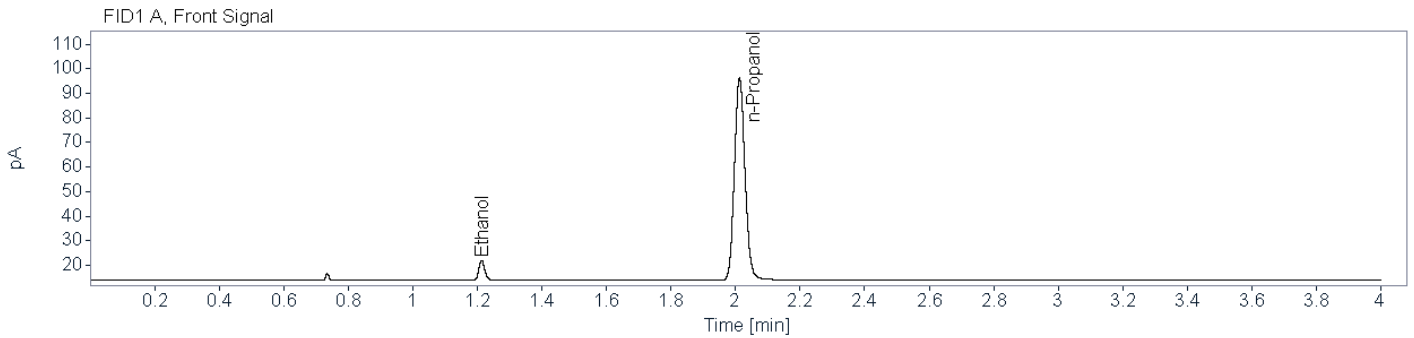
Sample Name: Air **Description:** **Sample Barcode** **Vial Number:** 1
Instrument: BAC_2 **Acq. Method:** BAC.M **Injection Date:** 8/19/2024 9:01:05 AM
Data File: C:\Chem32\2\Data\2024\BAC_20240819PC_KB 2024-08-19 08-51-10\001F0101.D





Brazoria County Sheriff's Office Crime Lab
Toxicology
Ethanol Analysis

Sample Name: PC **Description:** **Sample Barcode:** **Vial Number:** 2
Instrument: BAC_2 **Acq. Method:** BAC.M **Injection Date:** 8/19/2024 9:05:47 AM
Data File: C:\Chem32\2\Data\2024\BAC_20240819PC_KB 2024-08-19 08-51-10\002F0201.D



Name FID1A

Compound	Peak Symmetry	RT [min]	Expected RT[min]	Area	Concentration [g/100 mL]
Ethanol	0.83622	1.213	1.214	10.3088	0.0122
n-Propanol	0.87691	2.012	2.013	185.5483	0.0100

Name FID2B

Compound	Peak Symmetry	RT [min]	Expected RT[min]	Area	Concentration [g/100 mL]
Ethanol	0.73847	1.323	1.324	9.3505	0.0121
n-Propanol	0.84552	2.356	2.358	175.3448	0.0100

=====
Calibration Table
=====

General Calibration Setting

Calib. Data Modified : 8/20/2024 6:47:54 AM
Signals calculated separately : No

Rel. Reference Window : 2.000 %
Abs. Reference Window : 0.000 min
Rel. Non-ref. Window : 2.000 %
Abs. Non-ref. Window : 0.000 min
Uncalibrated Peaks : not reported
Partial Calibration : Yes, identified peaks are recalibrated
Correct All Ret. Times: No, only for identified peaks

Curve Type : Linear
Origin : Ignored
Weight : Linear (Resp)

Recalibration Settings:
Average Response : Average all calibrations
Average Retention Time: Floating Average New 75%

Calibration Report Options :
Printout of recalibrations within a sequence:
Calibration Table after Recalibration
Normal Report after Recalibration
If the sequence is done with bracketing:
Results of first cycle (ending previous bracket)

Sample ISTD Information:

ISTD #	ISTD Amount [g/100 mL]	Name
1	1.00000e-2	n-Propanol
2	1.00000e-2	n-Propanol

Signal Details

Signal 1: FID1 A, Front Signal
Signal 2: FID2 B, Back Signal

Overview Table

RT	Sig	Lvl	Amount [g/100 mL]	Area	Rsp.Factor	Ref	ISTD #	Compound
1.211	1	1	1.00000e-2	10.12087	9.88057e-4	No	No 1	Ethanol
		2	2.50000e-2	25.47592	9.81319e-4			
		3	5.00000e-2	50.55141	9.89092e-4			
		4	1.00000e-1	100.69985	9.93050e-4			
		5	2.00000e-1	205.19830	9.74667e-4			
		6	4.00000e-1	419.60831	9.53270e-4			
		7	5.00000e-1	525.51721	9.51444e-4			
1.320	2	1	1.00000e-2	9.16447	1.09117e-3	No	No 2	Ethanol
		2	2.50000e-2	24.01578	1.04098e-3			
		3	5.00000e-2	47.86514	1.04460e-3			
		4	1.00000e-1	95.49345	1.04719e-3			
		5	2.00000e-1	195.19788	1.02460e-3			
		6	4.00000e-1	399.63004	1.00093e-3			
		7	5.00000e-1	499.67203	1.00066e-3			
2.012	1	1	1.00000e-2	182.09445	5.49166e-5	No	Yes 1	n-Propanol
		2	1.00000e-2	186.06061	5.37459e-5			
		3	1.00000e-2	182.44734	5.48103e-5			
		4	1.00000e-2	178.57336	5.59994e-5			
		5	1.00000e-2	180.13768	5.55131e-5			
		6	1.00000e-2	183.10536	5.46134e-5			
		7	1.00000e-2	180.58427	5.53758e-5			
2.356	2	1	1.00000e-2	172.15715	5.80865e-5	No	Yes 2	n-Propanol
		2	1.00000e-2	176.33276	5.67110e-5			
		3	1.00000e-2	172.64934	5.79209e-5			
		4	1.00000e-2	169.37088	5.90420e-5			
		5	1.00000e-2	170.83217	5.85370e-5			
		6	1.00000e-2	173.67583	5.75785e-5			
		7	1.00000e-2	171.44484	5.83278e-5			

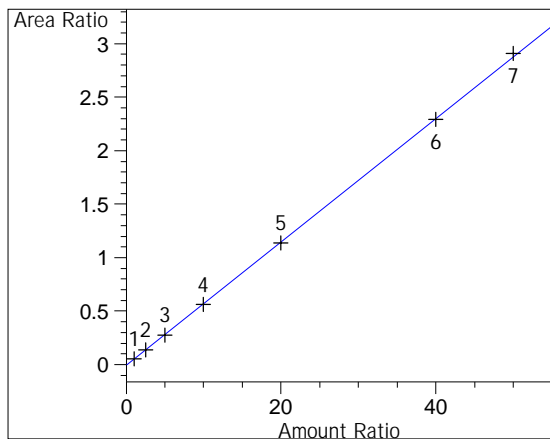
Peak Sum Table

No Entries in table

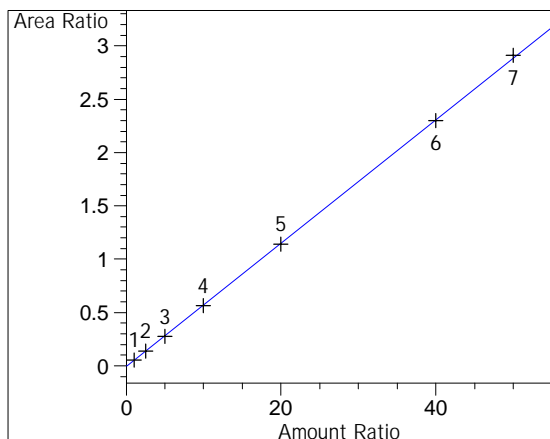
119 Warnings or Errors (10 first messages follow) :

Warning : Curve requires more calibration points., (n-Propanol)
Warning : Curve requires more calibration points. at 2.012 min, signal 1
Warning : Curve requires more calibration points. at 2.356 min, signal 2
Warning : Curve requires more calibration points. at 2.012 min, signal 1
Warning : Curve requires more calibration points. at 2.356 min, signal 2
Warning : Curve requires more calibration points. at 2.012 min, signal 1
Warning : Curve requires more calibration points. at 2.356 min, signal 2
Warning : Curve requires more calibration points. at 2.012 min, signal 1
Warning : Curve requires more calibration points. at 2.356 min, signal 2
Warning : Curve requires more calibration points. at 2.012 min, signal 1

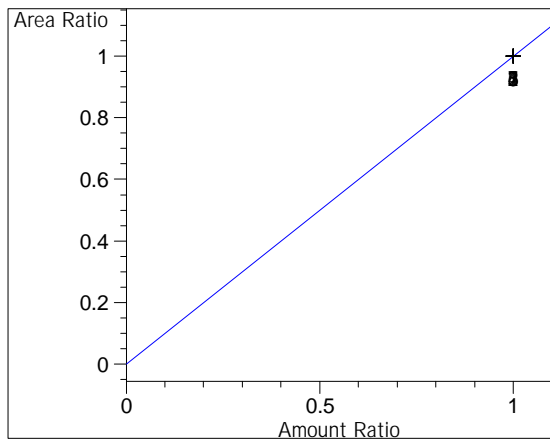
=====
 Calibration Curves
 =====



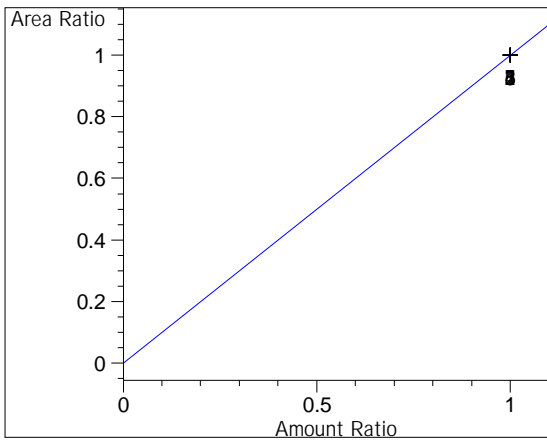
Ethanol at exp. RT: 1.211
 FID1 A, Front Signal
 Correlation: 0.99992
 Residual Std. Dev.: 0.01632
 Formula: $y = mx + b$
 m: 5.76535e-2
 b: -5.00699e-3
 x: Amount Ratio
 y: Area Ratio
 Calibration Level Weights:
 Level 1 : 1
 Level 2 : 0.405925
 Level 3 : 0.200597
 Level 4 : 0.098562
 Level 5 : 0.048792
 Level 6 : 0.024254
 Level 7 : 0.019099



Ethanol at exp. RT: 1.320
 FID2 B, Back Signal
 Correlation: 0.99994
 Residual Std. Dev.: 0.01399
 Formula: $y = mx + b$
 m: 5.78743e-2
 b: -6.98721e-3
 x: Amount Ratio
 y: Area Ratio
 Calibration Level Weights:
 Level 1 : 1
 Level 2 : 0.390858
 Level 3 : 0.192012
 Level 4 : 0.094416
 Level 5 : 0.046588
 Level 6 : 0.023135
 Level 7 : 0.018265



n-Propanol at exp. RT: 2.012
 FID1 A, Front Signal
 Correlation: 1.00000
 Residual Std. Dev.: 0.00000
 Formula: $y = mx + b$
 m: 1.00000
 b: 0.00000
 x: Amount Ratio
 y: Area Ratio
 Calibration Level Weights:
 Level 1 : 1
 Level 2 : 1
 Level 3 : 1
 Level 4 : 1
 Level 5 : 1
 Level 6 : 1
 Level 7 : 1



n-Propanol at exp. RT: 2.356

FID2 B, Back Signal

Correlation: 1.00000

Residual Std. Dev.: 0.00000

Formula: $y = mx + b$

m: 1.00000

b: 0.00000

x: Amount Ratio

y: Area Ratio

Calibration Level Weights:

Level 1 : 1

Level 2 : 1

Level 3 : 1

Level 4 : 1

Level 5 : 1

Level 6 : 1

Level 7 : 1

=====

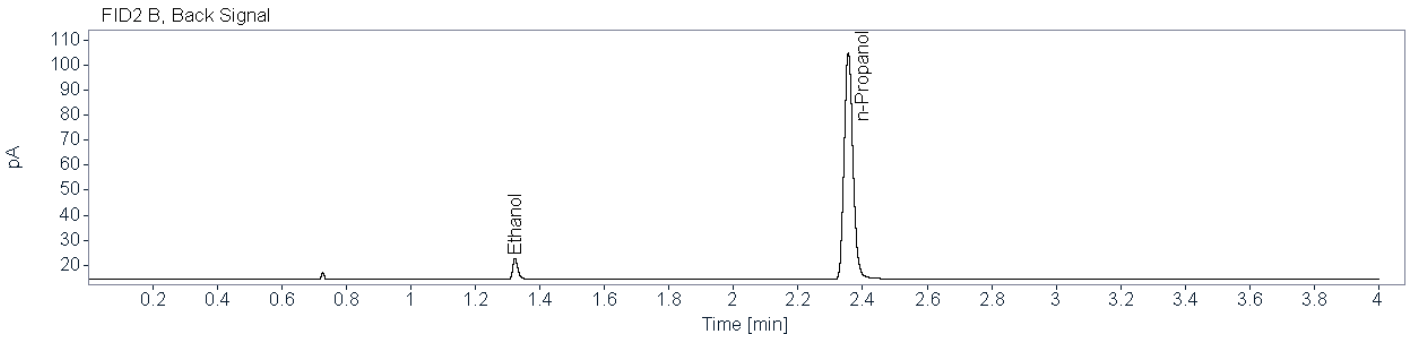
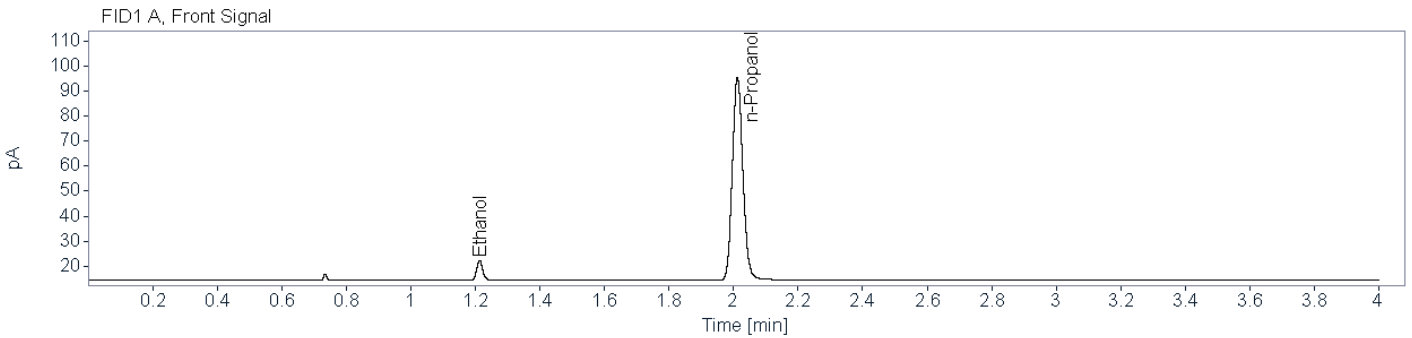


Brazoria County Sheriff's Office Crime Lab

Toxicology

Ethanol Analysis

Sample Name: 0.010 g/100mL Cal (24-1723) **Description:** **Sample Barcode:** 24-1723 **Vial Number:** 1
Instrument: BAC_2 **Acq. Method:** BAC.M **Injection Date:** 8/19/2024 11:15:47 AM
Data File: C:\Chem32\2\Data\2024\BAC_20240819_KB 2024-08-19 11-05-46\001F0101.D




Name FID1A

Compound	Peak Symmetry	RT [min]	Expected RT[min]	Area	Concentration [g/100 mL]
Ethanol	0.82901	1.213	1.213	10.1209	0.0105
n-Propanol	0.87317	2.012	2.012	182.0945	0.0100

Name FID2B

Compound	Peak Symmetry	RT [min]	Expected RT[min]	Area	Concentration [g/100 mL]
Ethanol	0.72339	1.323	1.323	9.1645	0.0104
n-Propanol	0.83447	2.356	2.356	172.1572	0.0100

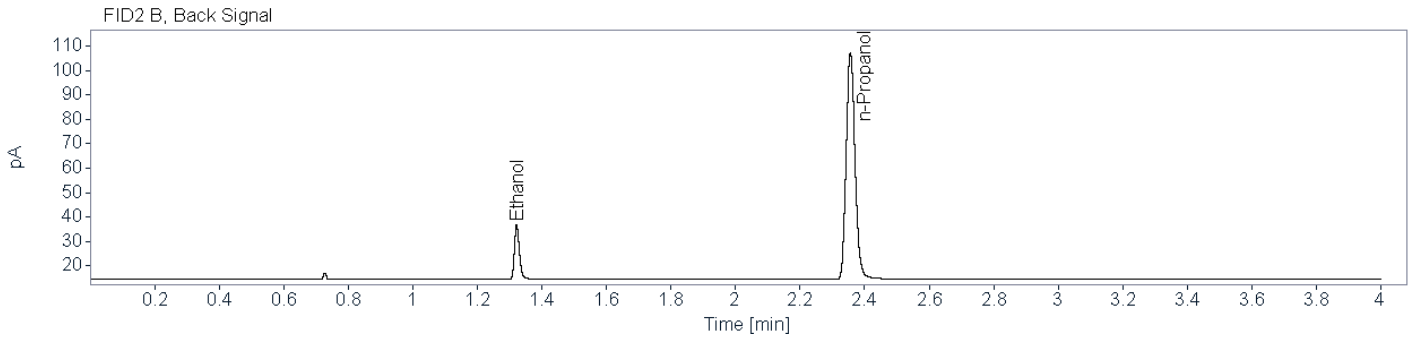
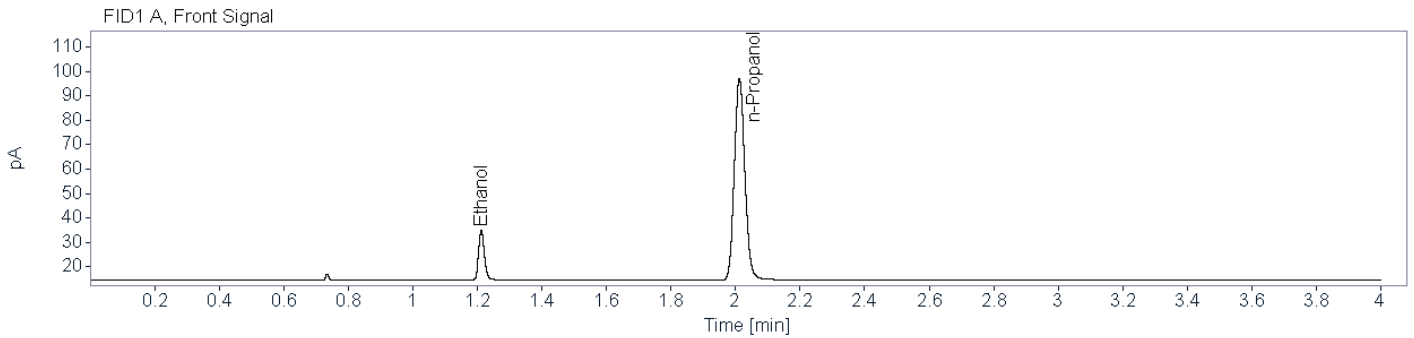


Brazoria County Sheriff's Office Crime Lab

Toxicology

Ethanol Analysis

Sample Name: 0.025 g/100mL Cal (24-1724) **Description:** **Sample Barcode:** 24-1724 **Vial Number:** 2
Instrument: BAC_2 **Acq. Method:** BAC.M **Injection Date:** 8/19/2024 11:20:29 AM
Data File: C:\Chem32\2\Data\2024\BAC_20240819_KB 2024-08-19 11-05-46\002F0201.D




Name FID1A

Compound	Peak Symmetry	RT [min]	Expected RT[min]	Area	Concentration [g/100 mL]
Ethanol	0.82896	1.212	1.212	25.4759	0.0246
n-Propanol	0.87276	2.012	2.012	186.0606	0.0100

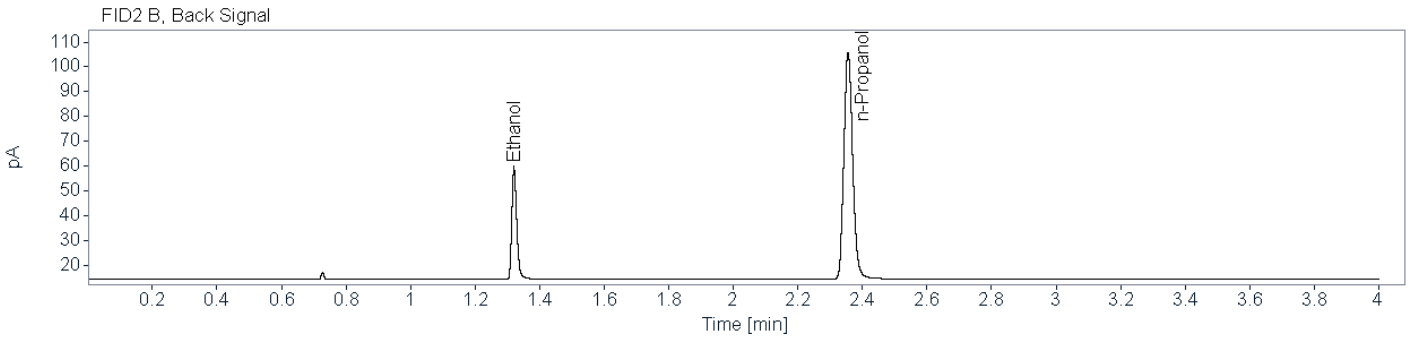
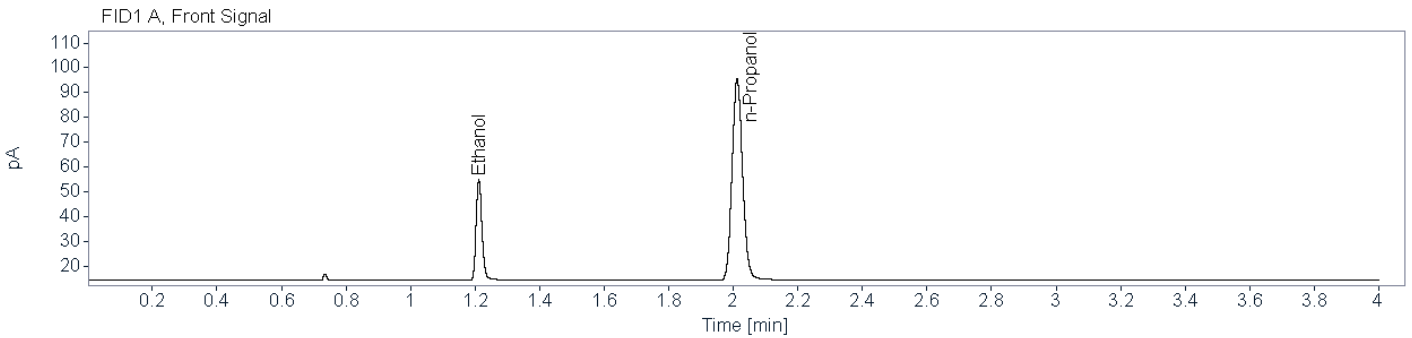
Name FID2B

Compound	Peak Symmetry	RT [min]	Expected RT[min]	Area	Concentration [g/100 mL]
Ethanol	0.74253	1.322	1.322	24.0158	0.0247
n-Propanol	0.84167	2.356	2.356	176.3328	0.0100



Brazoria County Sheriff's Office Crime Lab
Toxicology
Ethanol Analysis

Sample Name: 0.050 g/100mL Cal (24-1725) **Description:** **Sample Barcode** 24-1725 **Vial Number:** 3
Instrument: BAC_2 **Acq. Method:** BAC.M **Injection Date:** 8/19/2024 11:26:10 AM
Data File: C:\Chem32\2\Data\2024\BAC_20240819_KB 2024-08-19 11-05-46\003F0301.D




Name FID1A

Compound	Peak Symmetry	RT [min]	Expected RT[min]	Area	Concentration [g/100 mL]
Ethanol	0.82961	1.212	1.212	50.5514	0.0489
n-Propanol	0.86768	2.012	2.012	182.4473	0.0100

Name FID2B

Compound	Peak Symmetry	RT [min]	Expected RT[min]	Area	Concentration [g/100 mL]
Ethanol	0.75206	1.321	1.321	47.8651	0.0491
n-Propanol	0.84427	2.356	2.356	172.6493	0.0100

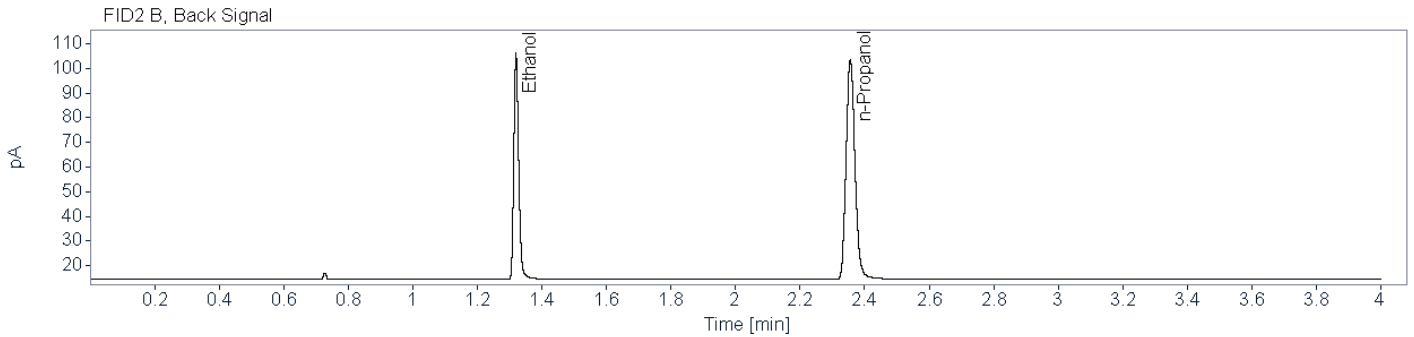
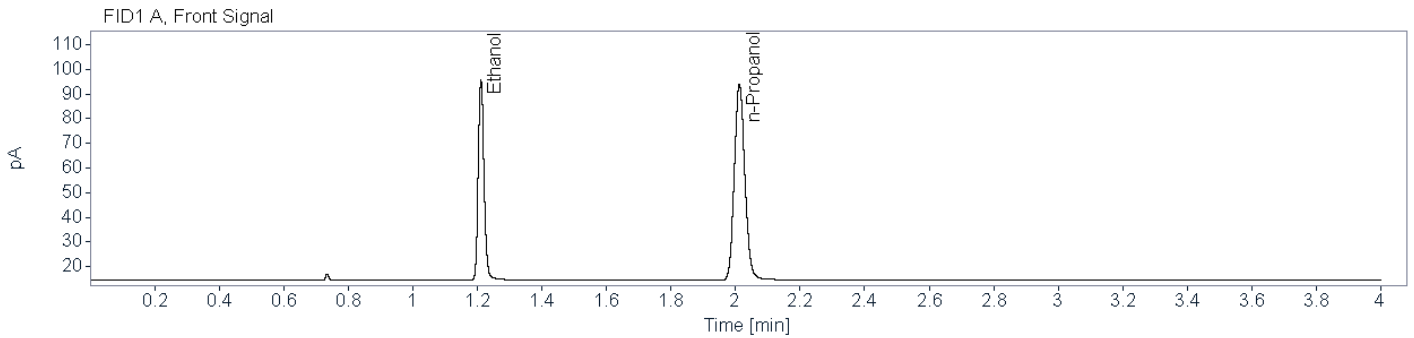


Brazoria County Sheriff's Office Crime Lab

Toxicology

Ethanol Analysis

Sample Name: 0.100 g/100mL Cal (24-1726) **Description:** **Sample Barcode:** 24-1726 **Vial Number:** 4
Instrument: BAC_2 **Acq. Method:** BAC.M **Injection Date:** 8/19/2024 11:31:36 AM
Data File: C:\Chem32\2\Data\2024\BAC_20240819_KB 2024-08-19 11-05-46\004F0401.D




Name FID1A

Compound	Peak Symmetry	RT [min]	Expected RT[min]	Area	Concentration [g/100 mL]
Ethanol	0.83434	1.211	1.211	100.6999	0.0987
n-Propanol	0.87027	2.012	2.012	178.5734	0.0100

Name FID2B

Compound	Peak Symmetry	RT [min]	Expected RT[min]	Area	Concentration [g/100 mL]
Ethanol	0.77625	1.320	1.320	95.4935	0.0986
n-Propanol	0.83523	2.355	2.355	169.3709	0.0100

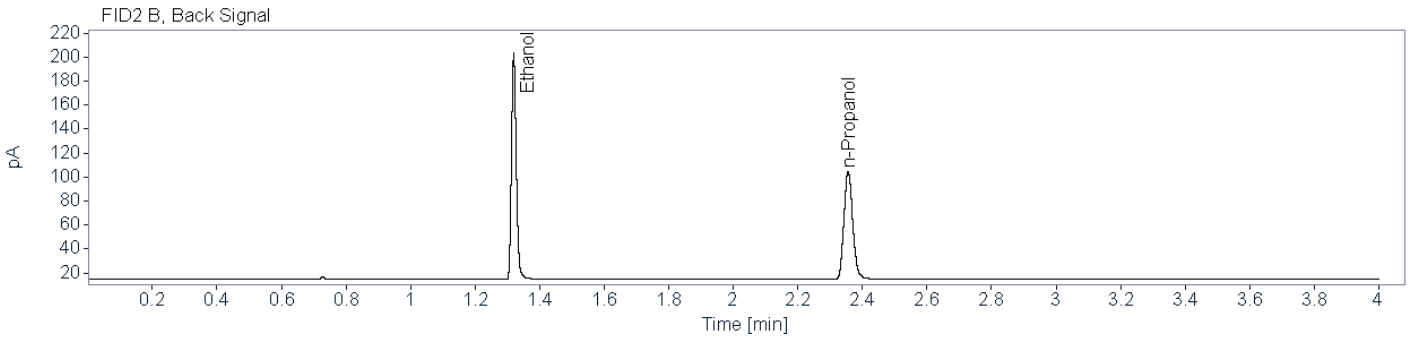
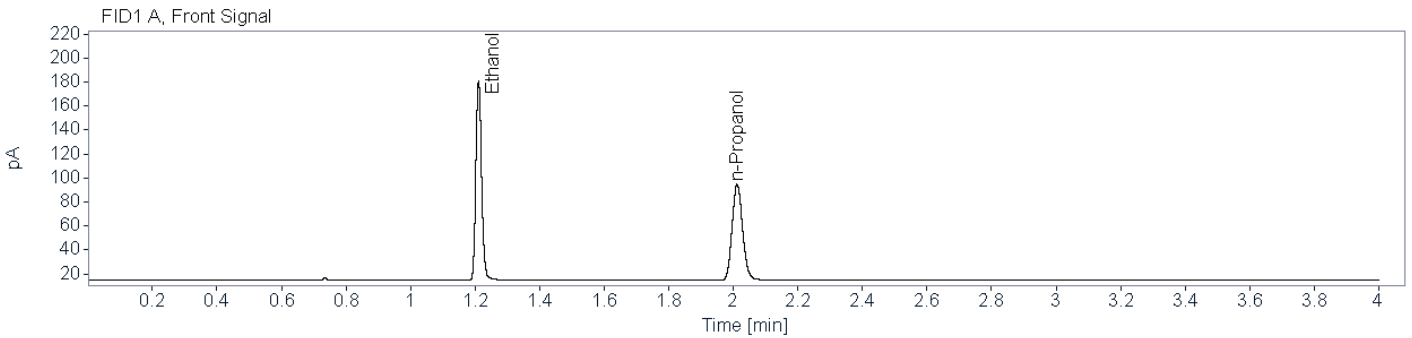


Brazoria County Sheriff's Office Crime Lab

Toxicology

Ethanol Analysis

Sample Name: 0.200 g/100mL Cal (24-1727) **Description:** **Sample Barcode:** 24-1727 **Vial Number:** 5
Instrument: BAC_2 **Acq. Method:** BAC.M **Injection Date:** 8/19/2024 11:36:35 AM
Data File: C:\Chem32\2\Data\2024\BAC_20240819_KB 2024-08-19 11-05-46\005F0501.D



Name FID1A

Compound	Peak Symmetry	RT [min]	Expected RT[min]	Area	Concentration [g/100 mL]
Ethanol	0.83794	1.211	1.211	205.1983	0.1984
n-Propanol	0.86599	2.012	2.012	180.1377	0.0100

Name FID2B

Compound	Peak Symmetry	RT [min]	Expected RT[min]	Area	Concentration [g/100 mL]
Ethanol	0.79815	1.320	1.320	195.1979	0.1986
n-Propanol	0.84625	2.356	2.356	170.8322	0.0100

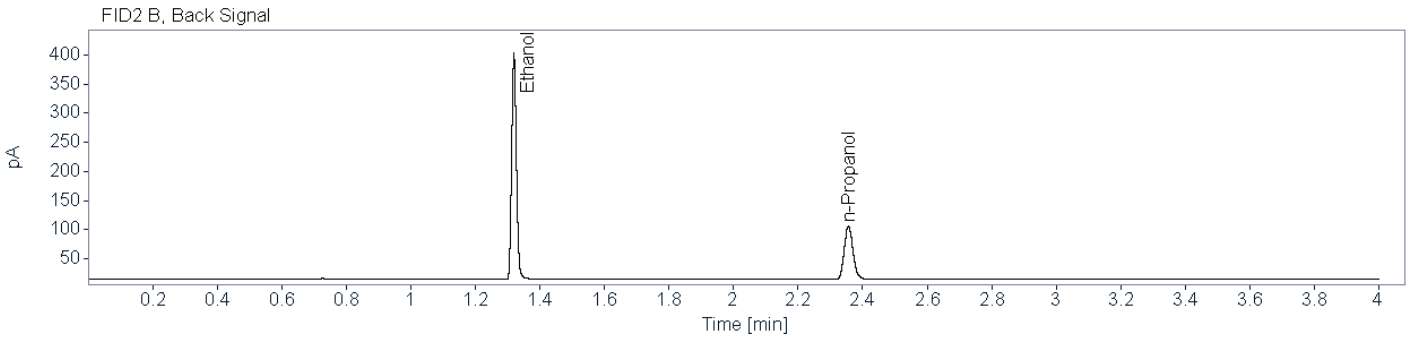
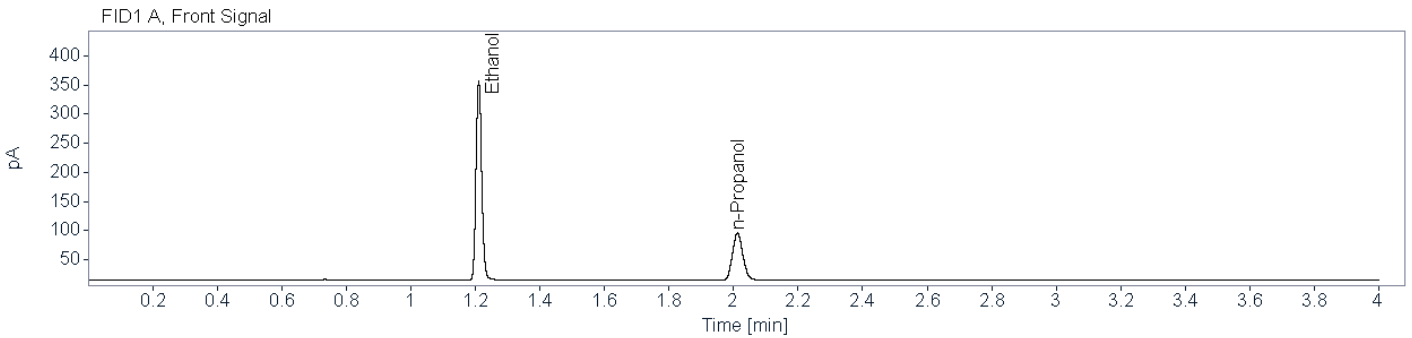


Brazoria County Sheriff's Office Crime Lab

Toxicology

Ethanol Analysis

Sample Name: 0.400 g/100mL Cal (24-1728) **Description:** **Sample Barcode:** 24-1728 **Vial Number:** 6
Instrument: BAC_2 **Acq. Method:** BAC.M **Injection Date:** 8/19/2024 11:42:00 AM
Data File: C:\Chem32\2\Data\2024\BAC_20240819_KB 2024-08-19 11-05-46\006F0601.D



Name FID1A

Compound	Peak Symmetry	RT [min]	Expected RT[min]	Area	Concentration [g/100 mL]
Ethanol	0.86322	1.211	1.211	419.6083	0.3984
n-Propanol	0.86887	2.012	2.012	183.1054	0.0100

Name FID2B

Compound	Peak Symmetry	RT [min]	Expected RT[min]	Area	Concentration [g/100 mL]
Ethanol	0.85631	1.320	1.320	399.6300	0.3988
n-Propanol	0.83925	2.356	2.356	173.6758	0.0100

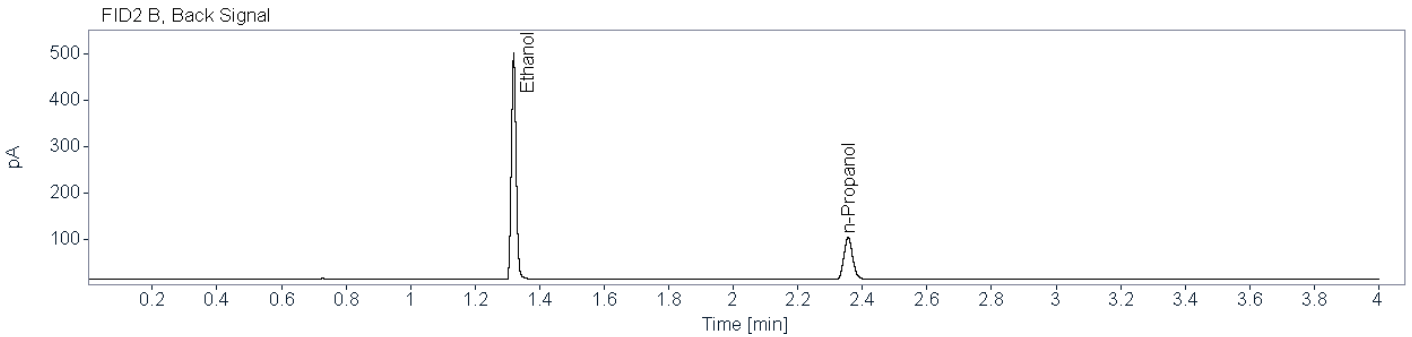
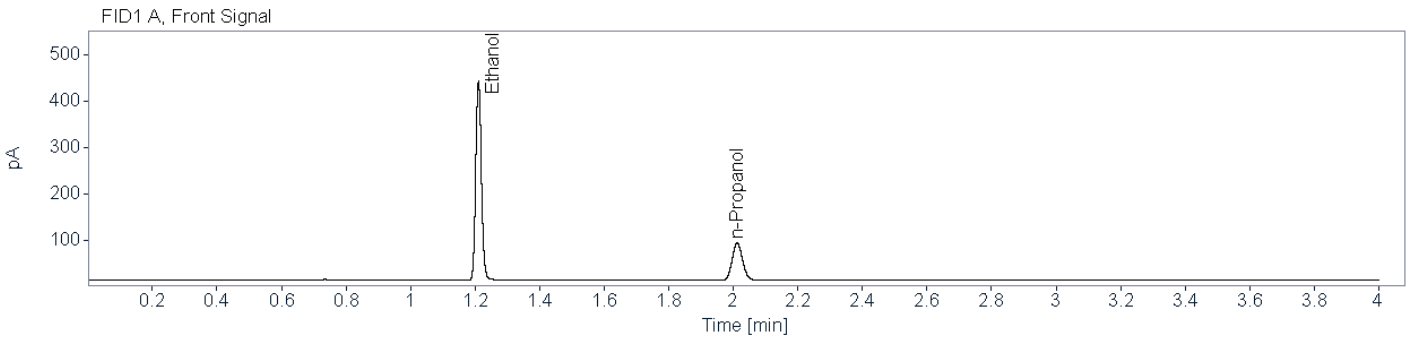


Brazoria County Sheriff's Office Crime Lab

Toxicology

Ethanol Analysis

Sample Name: 0.500 g/100mL Cal (24-1729) **Description:** **Sample Barcode:** 24-1729 **Vial Number:** 7
Instrument: BAC_2 **Acq. Method:** BAC.M **Injection Date:** 8/19/2024 11:46:59 AM
Data File: C:\Chem32\2\Data\2024\BAC_20240819_KB 2024-08-19 11-05-46\007F0701.D



Name FID1A

Compound	Peak Symmetry	RT [min]	Expected RT[min]	Area	Concentration [g/100 mL]
Ethanol	0.87119	1.211	1.211	525.5172	0.5056
n-Propanol	0.86545	2.012	2.012	180.5843	0.0100

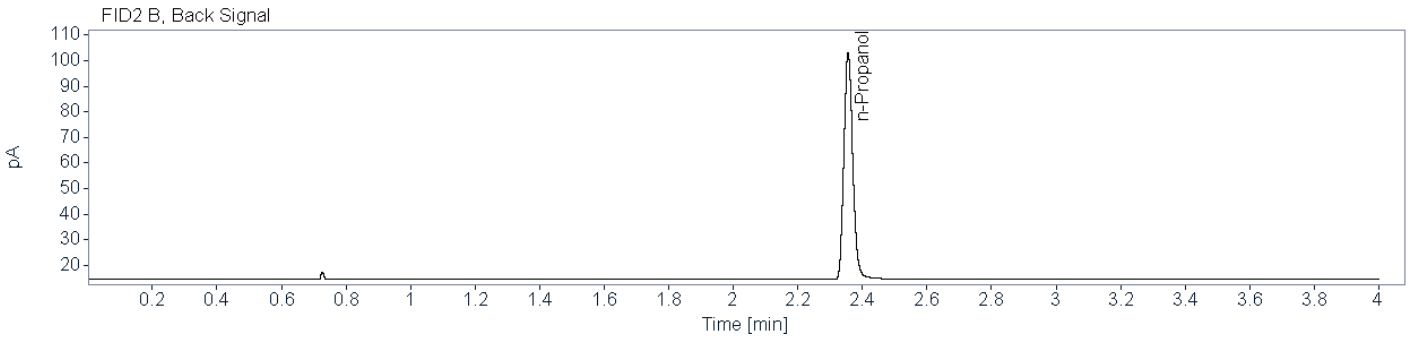
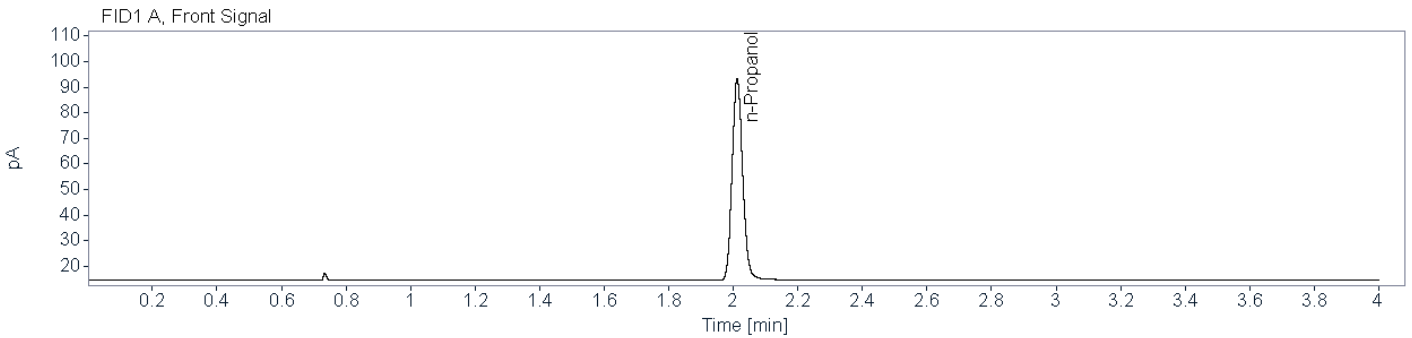
Name FID2B

Compound	Peak Symmetry	RT [min]	Expected RT[min]	Area	Concentration [g/100 mL]
Ethanol	0.86287	1.320	1.320	499.6720	0.5048
n-Propanol	0.84262	2.356	2.356	171.4448	0.0100



Brazoria County Sheriff's Office Crime Lab
Toxicology
Ethanol Analysis

Sample Name: Negative (24-1730) **Description:** **Sample Barcode** 24-1730 **Vial Number:** 8
Instrument: BAC_2 **Acq. Method:** BAC.M **Injection Date:** 8/19/2024 11:52:25 AM
Data File: C:\Chem32\2\Data\2024\BAC_20240819_KB 2024-08-19 11-05-46\008F0801.D




Name FID1A

Compound	Peak Symmetry	RT [min]	Expected RT[min]	Area	Concentration [g/100 mL]
n-Propanol	0.86417	2.012	2.012	177.2309	0.0100

Name FID2B

Compound	Peak Symmetry	RT [min]	Expected RT[min]	Area	Concentration [g/100 mL]
n-Propanol	0.84250	2.356	2.356	168.1938	0.0100

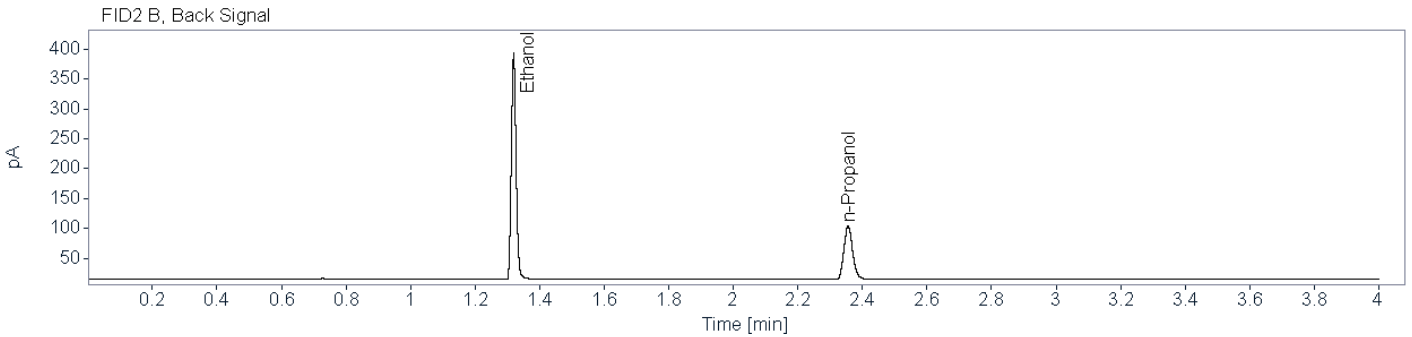
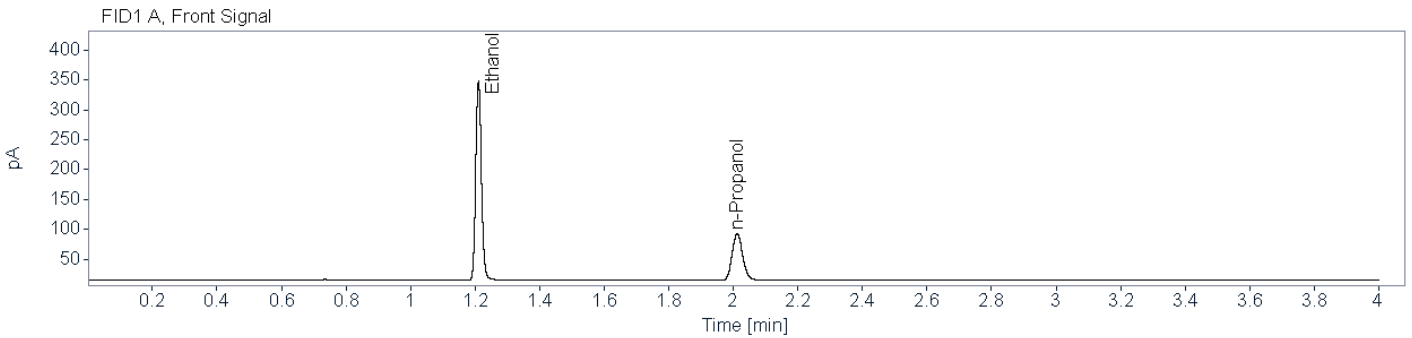


Brazoria County Sheriff's Office Crime Lab

Toxicology

Ethanol Analysis

Sample Name: High QC (24-1731) **Description:** **Sample Barcode:** 24-1731 **Vial Number:** 9
Instrument: BAC_2 **Acq. Method:** BAC.M **Injection Date:** 8/19/2024 11:57:22 AM
Data File: C:\Chem32\2\Data\2024\BAC_20240819_KB 2024-08-19 11-05-46\009F0901.D



Name FID1A

Compound	Peak Symmetry	RT [min]	Expected RT[min]	Area	Concentration [g/100 mL]
Ethanol	0.86005	1.211	1.211	409.3265	0.4009
n-Propanol	0.86413	2.012	2.012	177.4903	0.0100

Name FID2B

Compound	Peak Symmetry	RT [min]	Expected RT[min]	Area	Concentration [g/100 mL]
Ethanol	0.85155	1.319	1.320	389.3034	0.4007
n-Propanol	0.83855	2.356	2.356	168.3964	0.0100

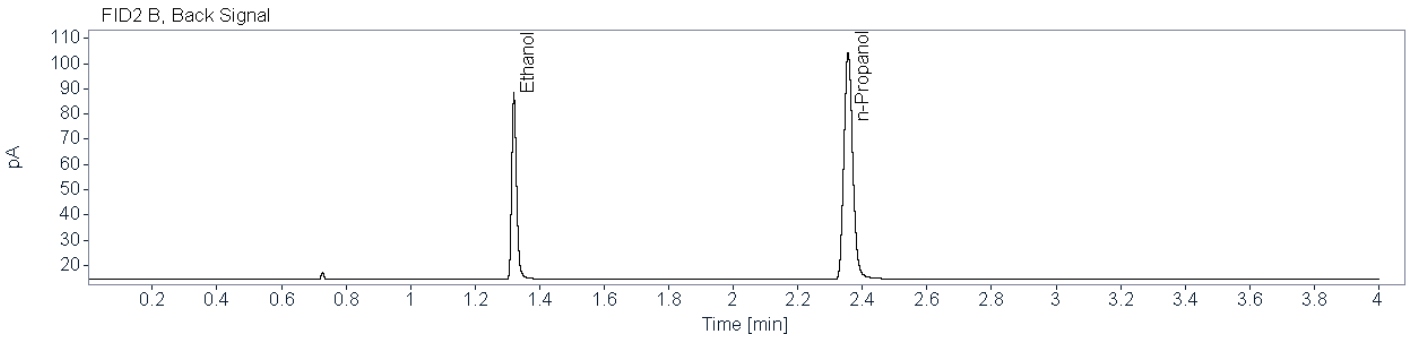
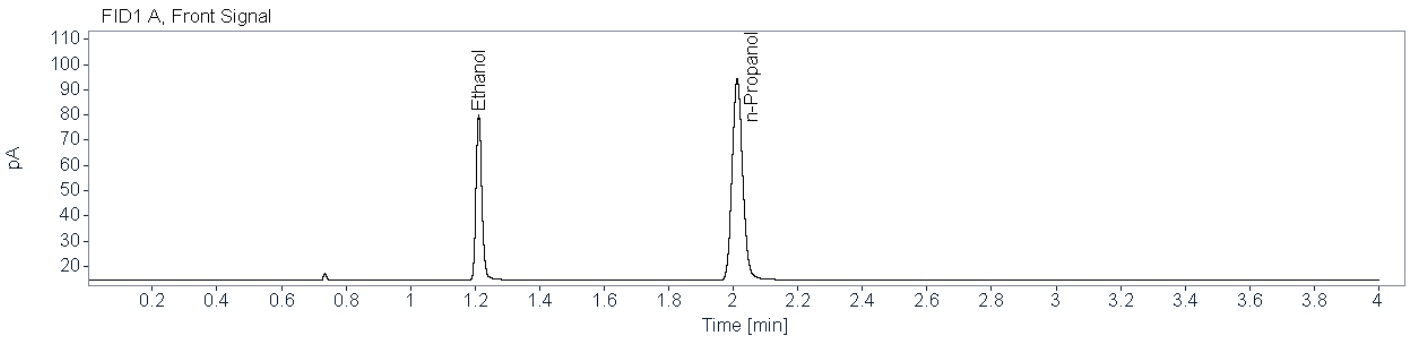


Brazoria County Sheriff's Office Crime Lab

Toxicology

Ethanol Analysis

Sample Name: Low QC (24-1732) **Description:** **Sample Barcode:** 24-1732 **Vial Number:** 10
Instrument: BAC_2 **Acq. Method:** BAC.M **Injection Date:** 8/19/2024 12:02:49 PM
Data File: C:\Chem32\2\Data\2024\BAC_20240819_KB 2024-08-19 11-05-46\010F1001.D



Name FID1A

Compound	Peak Symmetry	RT [min]	Expected RT[min]	Area	Concentration [g/100 mL]
Ethanol	0.82965	1.212	1.211	81.0884	0.0793
n-Propanol	0.86420	2.012	2.012	179.2389	0.0100

Name FID2B

Compound	Peak Symmetry	RT [min]	Expected RT[min]	Area	Concentration [g/100 mL]
Ethanol	0.75914	1.320	1.320	76.9673	0.0794
n-Propanol	0.84256	2.356	2.356	170.1189	0.0100

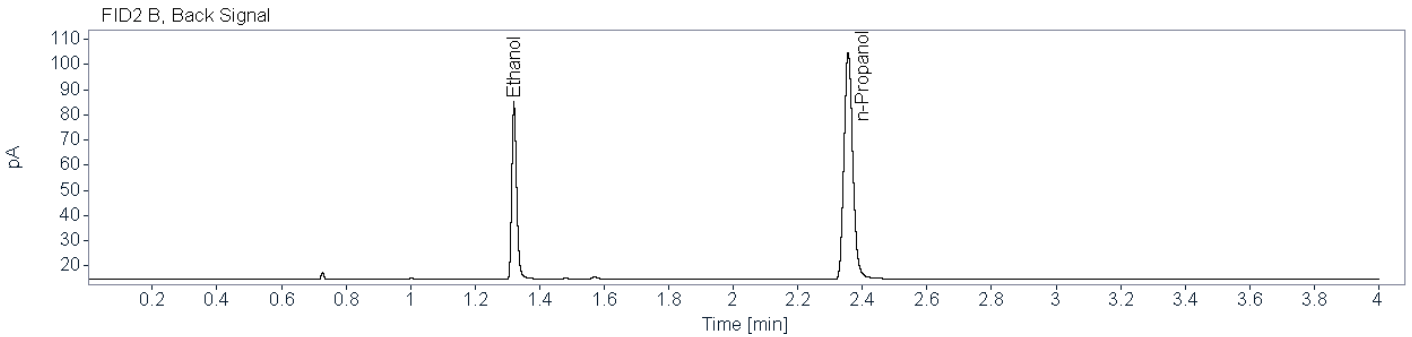
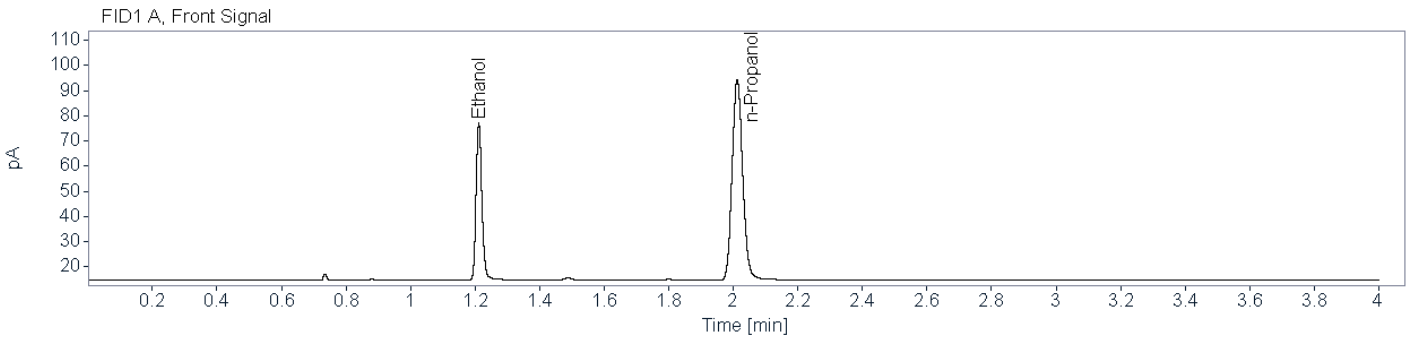


Brazoria County Sheriff's Office Crime Lab

Toxicology

Ethanol Analysis

Sample Name: Blood QC A (24-1733) **Description:** **Sample Barcode:** 24-1733 **Vial Number:** 11
Instrument: BAC_2 **Acq. Method:** BAC.M **Injection Date:** 8/19/2024 12:08:33 PM
Data File: C:\Chem32\2\Data\2024\BAC_20240819_KB 2024-08-19 11-05-46\011F1101.D




Name FID1A

Compound	Peak Symmetry	RT [min]	Expected RT[min]	Area	Concentration [g/100 mL]
Ethanol	0.82517	1.212	1.211	77.3231	0.0756
n-Propanol	0.86507	2.012	2.012	179.4892	0.0100

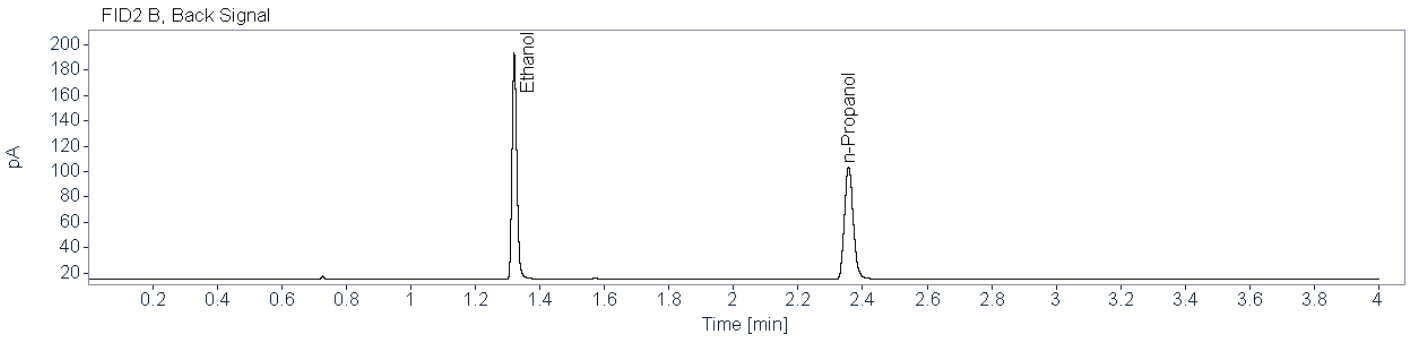
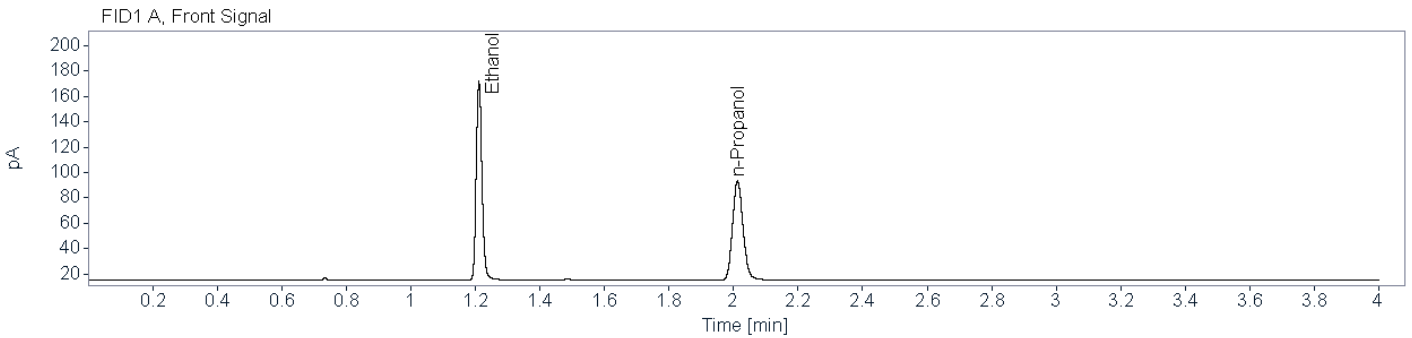
Name FID2B

Compound	Peak Symmetry	RT [min]	Expected RT[min]	Area	Concentration [g/100 mL]
Ethanol	0.76539	1.321	1.320	73.5309	0.0757
n-Propanol	0.84561	2.356	2.356	170.6141	0.0100



Brazoria County Sheriff's Office Crime Lab
Toxicology
Ethanol Analysis

Sample Name: Blood QC B (24-1744) **Description:** **Sample Barcode:** 24-1744 **Vial Number:** 22
Instrument: BAC_2 **Acq. Method:** BAC.M **Injection Date:** 8/19/2024 1:05:55 PM
Data File: C:\Chem32\2\Data\2024\BAC_20240819_KB 2024-08-19 11-05-46\022F2201.D



Name FID1A

Compound	Peak Symmetry	RT [min]	Expected RT[min]	Area	Concentration [g/100 mL]
Ethanol	0.84330	1.211	1.211	193.6218	0.1911
n-Propanol	0.86200	2.012	2.012	176.5741	0.0100

Name FID2B

Compound	Peak Symmetry	RT [min]	Expected RT[min]	Area	Concentration [g/100 mL]
Ethanol	0.82324	1.321	1.320	184.3502	0.1898
n-Propanol	0.83768	2.356	2.356	168.9329	0.0100

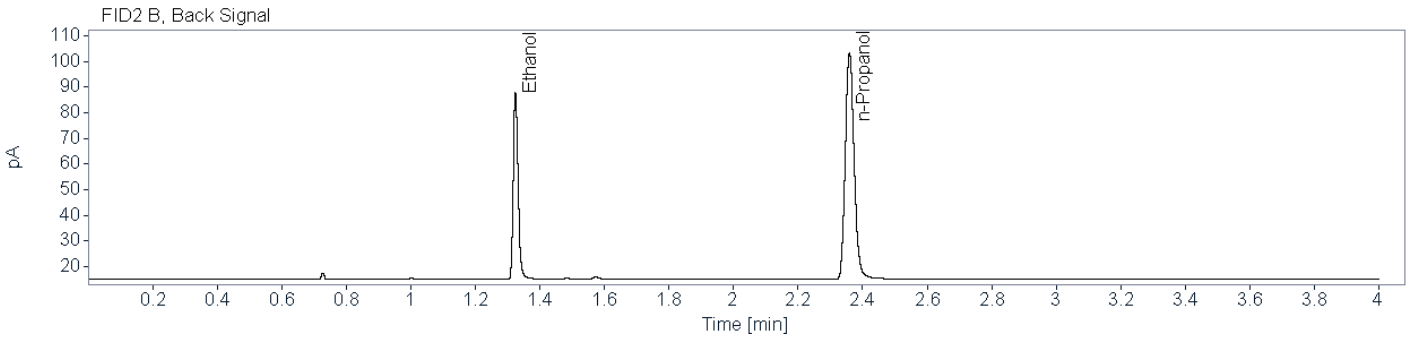
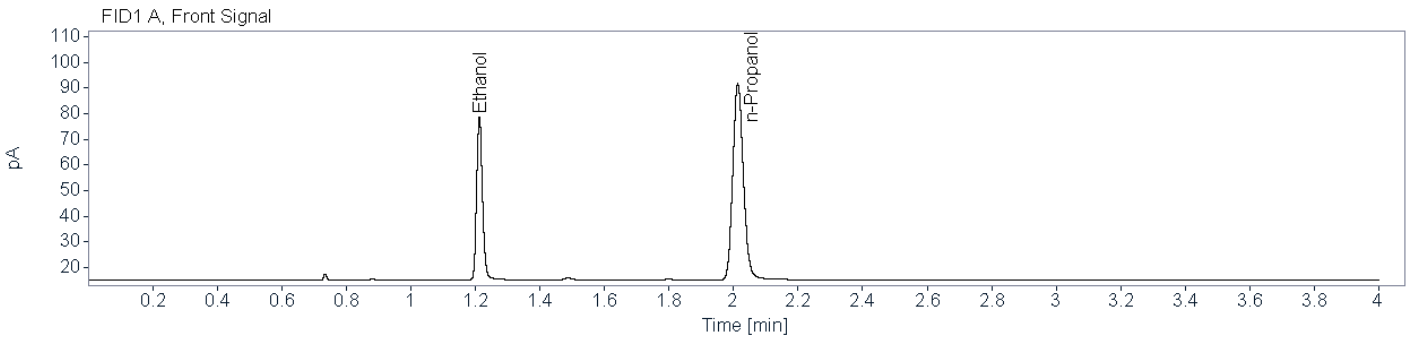


Brazoria County Sheriff's Office Crime Lab

Toxicology

Ethanol Analysis

Sample Name: Blood QC A (24-1755) **Description:** **Sample Barcode:** 24-1755 **Vial Number:** 33
Instrument: BAC_2 **Acq. Method:** BAC.M **Injection Date:** 8/19/2024 2:03:40 PM
Data File: C:\Chem32\2\Data\2024\BAC_20240819_KB 2024-08-19 11-05-46\033F3301.D



Name FID1A

Compound	Peak Symmetry	RT [min]	Expected RT[min]	Area	Concentration [g/100 mL]
Ethanol	0.84560	1.213	1.211	79.6902	0.0807
n-Propanol	0.84817	2.013	2.012	173.2306	0.0100

Name FID2B

Compound	Peak Symmetry	RT [min]	Expected RT[min]	Area	Concentration [g/100 mL]
Ethanol	0.78682	1.324	1.320	75.9805	0.0794
n-Propanol	0.83133	2.359	2.356	167.9329	0.0100

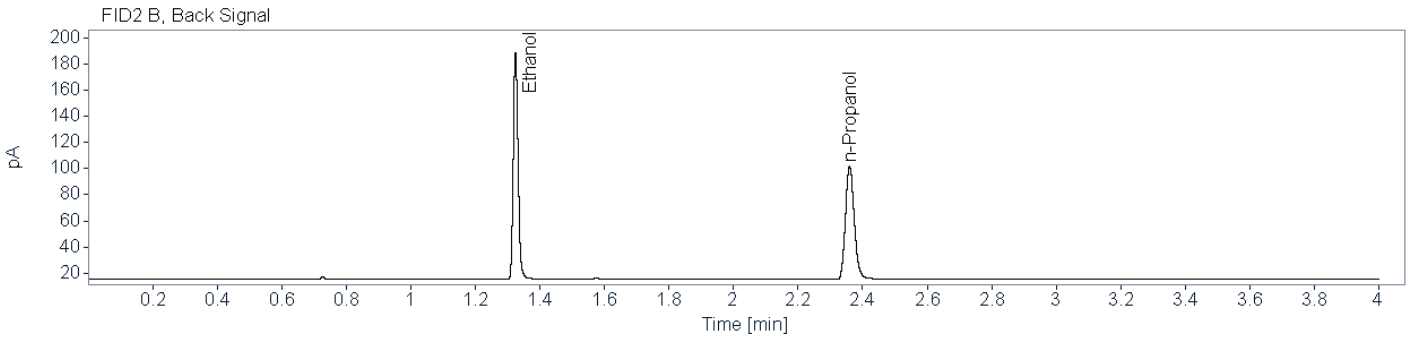
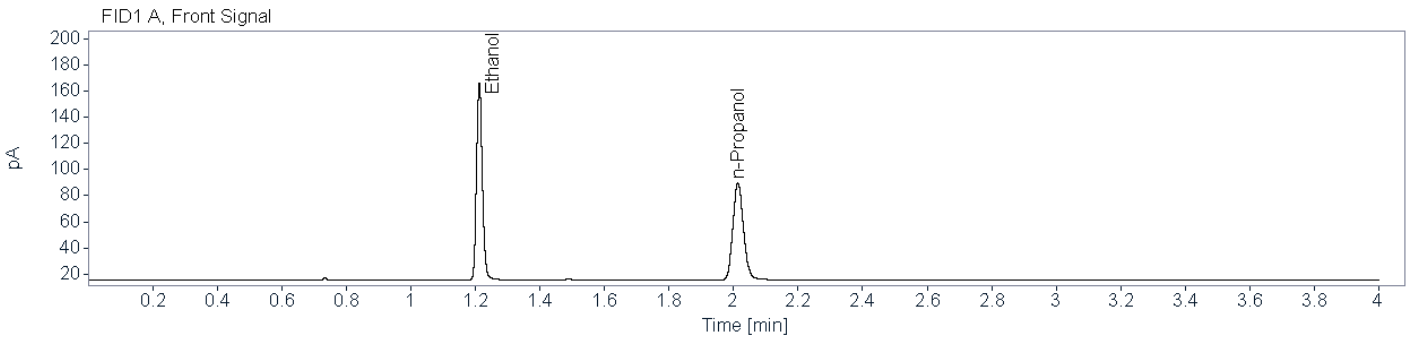


Brazoria County Sheriff's Office Crime Lab

Toxicology

Ethanol Analysis

Sample Name: Blood QC B (24-1766) **Description:** **Sample Barcode:** 24-1766 **Vial Number:** 44
Instrument: BAC_2 **Acq. Method:** BAC.M **Injection Date:** 8/19/2024 3:01:10 PM
Data File: C:\Chem32\2\Data\2024\BAC_20240819_KB 2024-08-19 11-05-46\044F4401.D



Name FID1A

Compound	Peak Symmetry	RT [min]	Expected RT[min]	Area	Concentration [g/100 mL]
Ethanol	0.85808	1.212	1.211	188.4695	0.1950
n-Propanol	0.84429	2.013	2.012	168.4035	0.0100

Name FID2B

Compound	Peak Symmetry	RT [min]	Expected RT[min]	Area	Concentration [g/100 mL]
Ethanol	0.82106	1.325	1.320	180.0683	0.1904
n-Propanol	0.83179	2.360	2.356	164.4798	0.0100

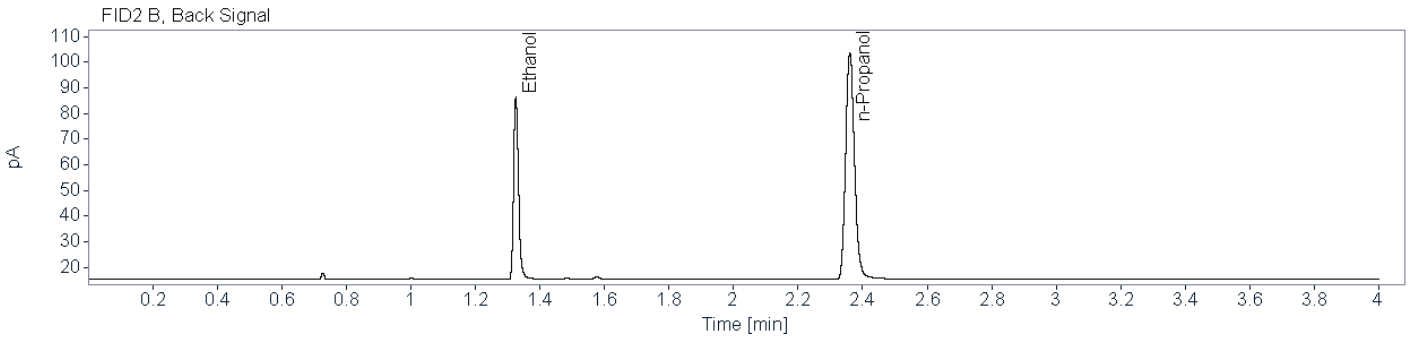
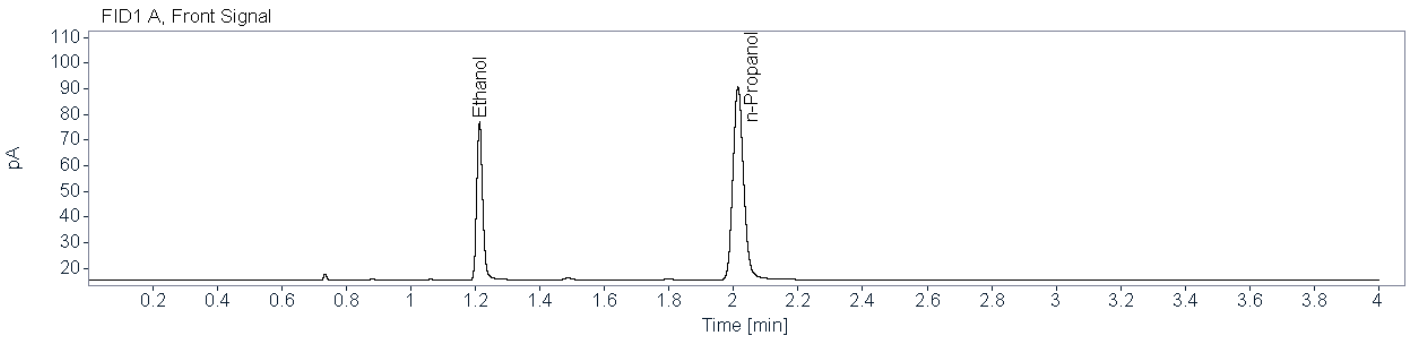


Brazoria County Sheriff's Office Crime Lab

Toxicology

Ethanol Analysis

Sample Name: Blood QC A (24-1777) **Description:** **Sample Barcode:** 24-1777 **Vial Number:** 55
Instrument: BAC_2 **Acq. Method:** BAC.M **Injection Date:** 8/19/2024 3:58:05 PM
Data File: C:\Chem32\2\Data\2024\BAC_20240819_KB 2024-08-19 11-05-46\055F5501.D



Name FID1A

Compound	Peak Symmetry	RT [min]	Expected RT[min]	Area	Concentration [g/100 mL]
Ethanol	0.82767	1.213	1.211	77.8199	0.0800
n-Propanol	0.83991	2.014	2.012	170.5501	0.0100

Name FID2B

Compound	Peak Symmetry	RT [min]	Expected RT[min]	Area	Concentration [g/100 mL]
Ethanol	0.78345	1.326	1.320	74.4991	0.0778
n-Propanol	0.83883	2.360	2.356	168.1441	0.0100

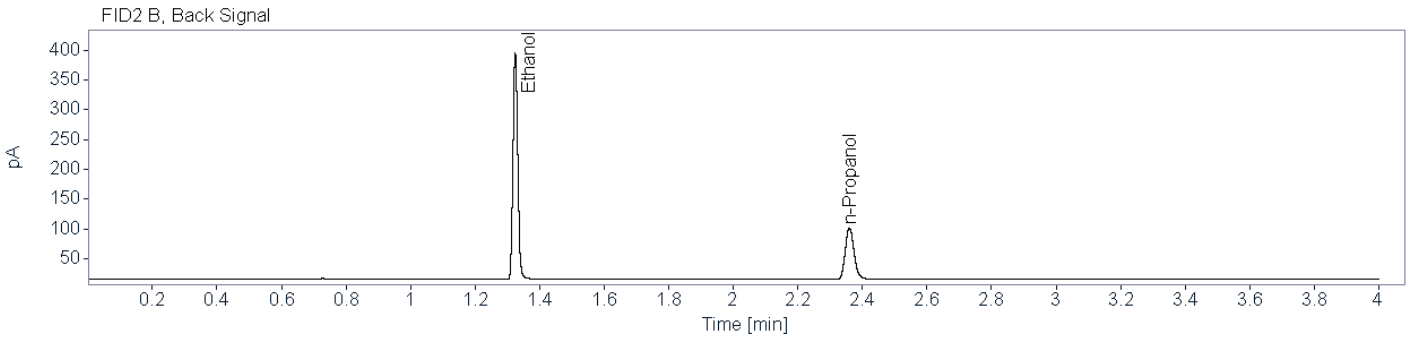
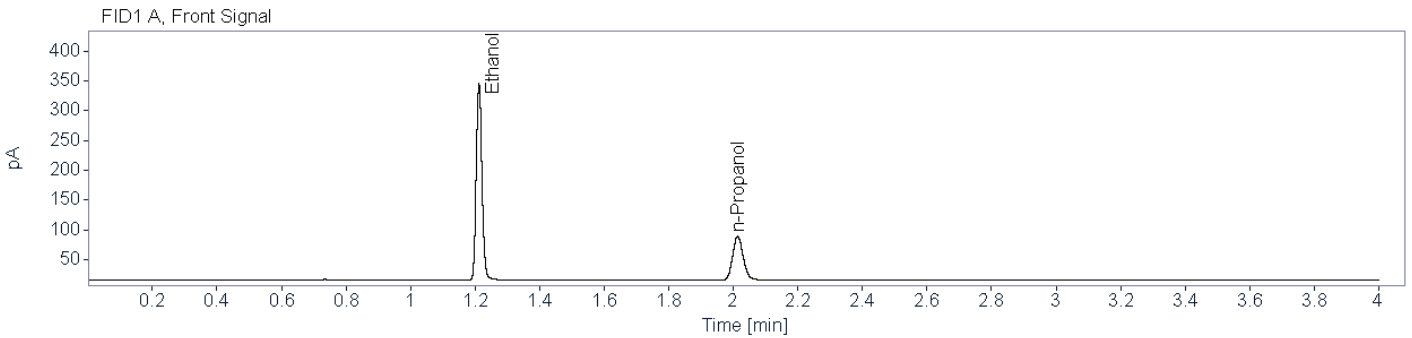


Brazoria County Sheriff's Office Crime Lab

Toxicology

Ethanol Analysis

Sample Name: High QC (24-1778) **Description:** **Sample Barcode:** 24-1778 **Vial Number:** 56
Instrument: BAC_2 **Acq. Method:** BAC.M **Injection Date:** 8/19/2024 4:03:34 PM
Data File: C:\Chem32\2\Data\2024\BAC_20240819_KB 2024-08-19 11-05-46\056F5601.D



Name FID1A

Compound	Peak Symmetry	RT [min]	Expected RT[min]	Area	Concentration [g/100 mL]
Ethanol	0.86081	1.212	1.211	409.4341	0.4261
n-Propanol	0.85139	2.014	2.012	167.0036	0.0100

Name FID2B

Compound	Peak Symmetry	RT [min]	Expected RT[min]	Area	Concentration [g/100 mL]
Ethanol	0.88381	1.325	1.320	393.2032	0.4147
n-Propanol	0.82588	2.360	2.356	164.2974	0.0100

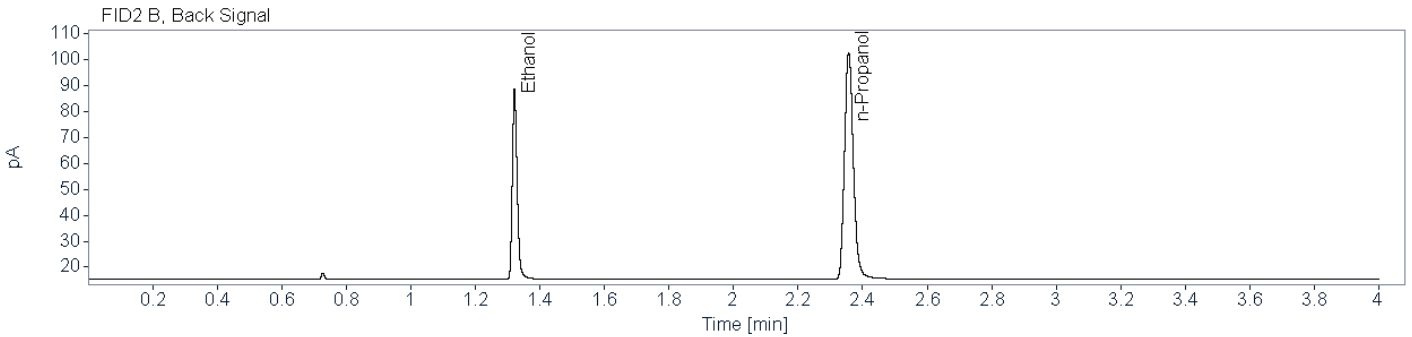
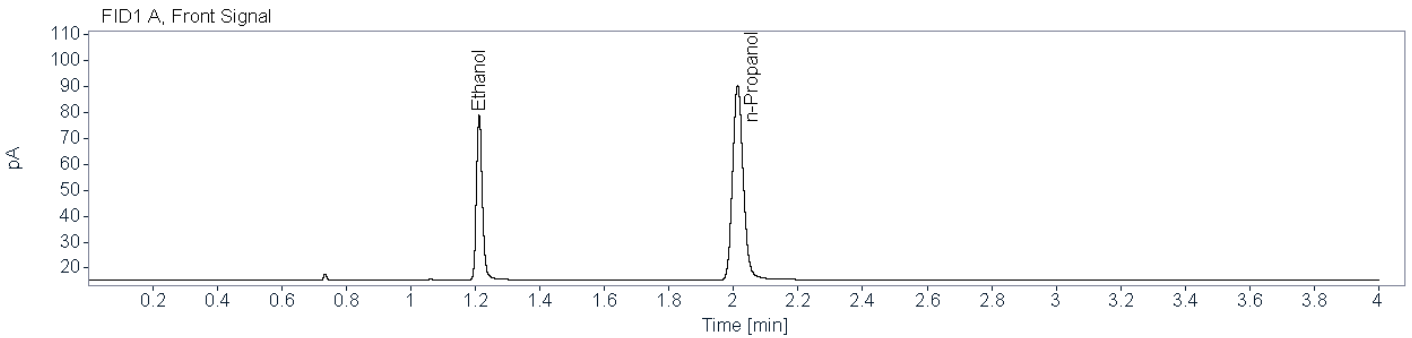


Brazoria County Sheriff's Office Crime Lab

Toxicology

Ethanol Analysis

Sample Name: Low QC (24-1779) **Description:** **Sample Barcode:** 24-1779 **Vial Number:** 57
Instrument: BAC_2 **Acq. Method:** BAC.M **Injection Date:** 8/19/2024 4:08:28 PM
Data File: C:\Chem32\2\Data\2024\BAC_20240819_KB 2024-08-19 11-05-46\057F5701.D



Name FID1A

Compound	Peak Symmetry	RT [min]	Expected RT[min]	Area	Concentration [g/100 mL]
Ethanol	0.82253	1.212	1.211	79.2516	0.0817
n-Propanol	0.85066	2.013	2.012	170.0779	0.0100

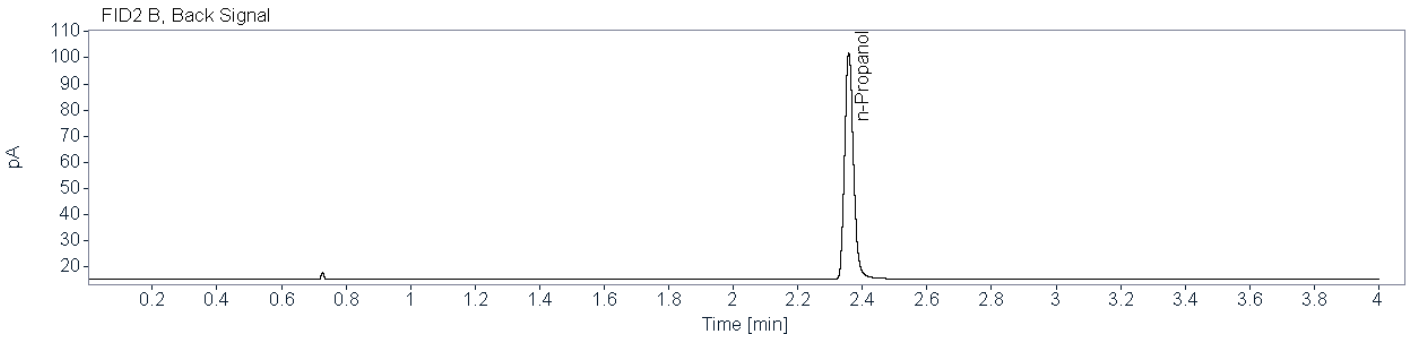
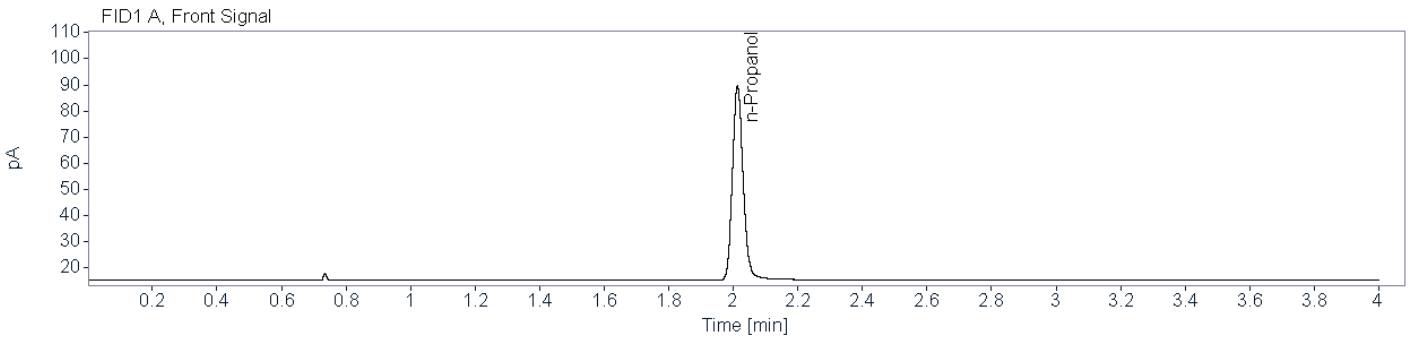
Name FID2B

Compound	Peak Symmetry	RT [min]	Expected RT[min]	Area	Concentration [g/100 mL]
Ethanol	0.77235	1.321	1.320	76.4319	0.0808
n-Propanol	0.83037	2.357	2.356	165.9705	0.0100



Brazoria County Sheriff's Office Crime Lab
Toxicology
Ethanol Analysis

Sample Name: DI Water (24-1780) **Description:** **Sample Barcode:** 24-1780 **Vial Number:** 58
Instrument: BAC_2 **Acq. Method:** BAC.M **Injection Date:** 8/19/2024 4:13:59 PM
Data File: C:\Chem32\2\Data\2024\BAC_20240819_KB 2024-08-19 11-05-46\058F5801.D



Name FID1A

Compound	Peak Symmetry	RT [min]	Expected RT[min]	Area	Concentration [g/100 mL]
n-Propanol	0.84790	2.013	2.012	168.0636	0.0100

Name FID2B

Compound	Peak Symmetry	RT [min]	Expected RT[min]	Area	Concentration [g/100 mL]
n-Propanol	0.83194	2.358	2.356	164.4693	0.0100



Brazoria County Crime Laboratory

Toxicology

Ethanol Confirmation Worksheet

Lab Number:

BCCL-24-1059 001

Batch Name: BAC_20240819_KB

Instrument: BAC-2

Analyst: Kayla M. Baylor

Specimen type:



Blood



Liquid



Other: _____

Results:

Ethanol

	FID1		FID2
Aliquot 1:	<u>0.2504</u>	Aliquot 1:	<u>0.2500</u>
Aliquot 2:	<u>0.2660</u>	Aliquot 2:	<u>0.2590</u>

KB 8/29/2024

Reported Result: ~~0.256~~ g/100 mL

Reported UM: ~~0.037~~ g/100 mL

Comments:

High QC failed to meet acceptance criteria, outside 5% of target, this sample will be repeated -KB 8/29/2024

Previously analyzed in BAC_20240626_KB -KB 8/30/2024

Total Number of Printed Examination Pages: 0

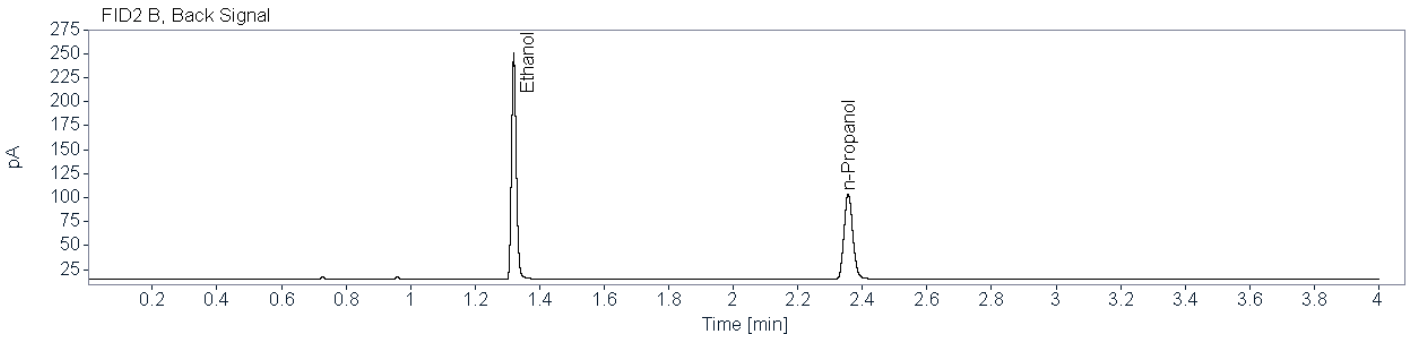
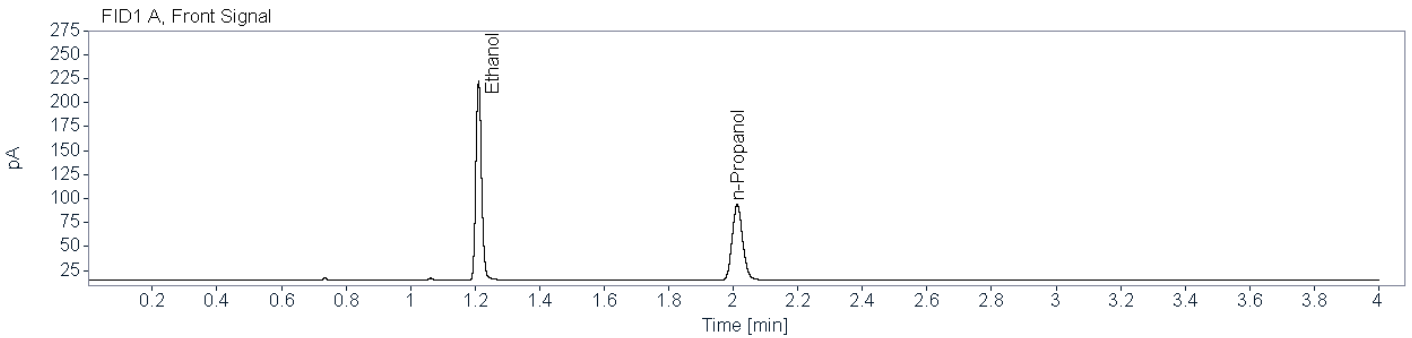


Brazoria County Sheriff's Office Crime Lab

Toxicology

Ethanol Analysis

Sample Name: BCCL-24-1059 001 (24-1734) **Description:** Alq 1 **Sample Barcode:** 24-1734 **Vial Number:** 12
Instrument: BAC_2 **Acq. Method:** BAC.M **Injection Date:** 8/19/2024 12:13:55 PM
Data File: C:\Chem32\2\Data\2024\BAC_20240819_KB 2024-08-19 11-05-46\012F1201.D




Name FID1A

Compound	Peak Symmetry	RT [min]	Expected RT[min]	Area	Concentration [g/100 mL]
Ethanol	0.84339	1.211	1.211	255.3779	0.2504
n-Propanol	0.86416	2.012	2.012	177.4787	0.0100

Name FID2B

Compound	Peak Symmetry	RT [min]	Expected RT[min]	Area	Concentration [g/100 mL]
Ethanol	0.80975	1.320	1.320	243.1558	0.2500
n-Propanol	0.83974	2.356	2.356	168.8488	0.0100

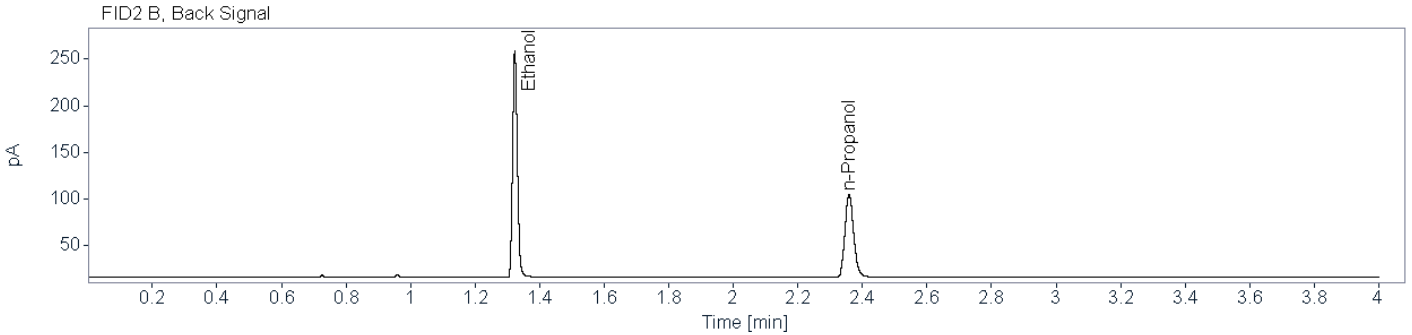
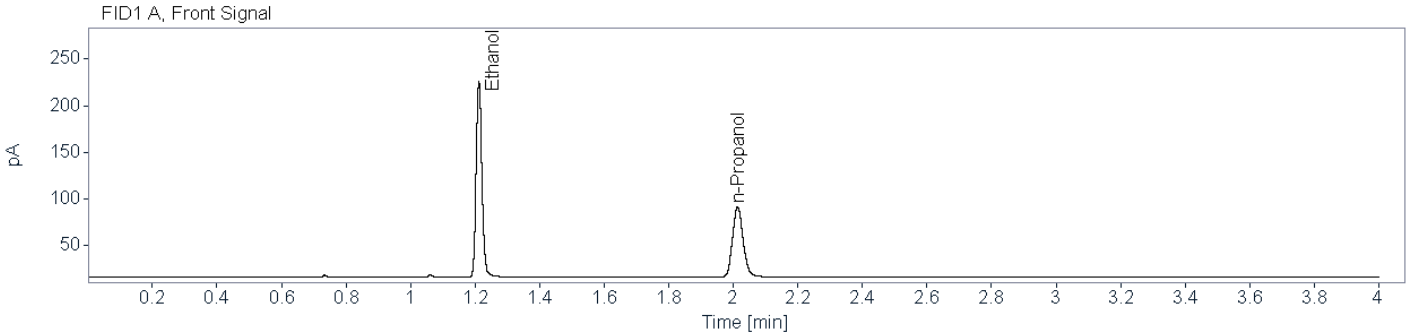


Brazoria County Sheriff's Office Crime Lab

Toxicology

Ethanol Analysis

Sample Name: BCCL-24-1059 001 (24-1776) **Description:** Alq 2 **Sample Barcode:** 24-1776 **Vial Number:** 54
Instrument: BAC_2 **Acq. Method:** BAC.M **Injection Date:** 8/19/2024 3:53:10 PM
Data File: C:\Chem32\2\Data\2024\BAC_20240819_KB 2024-08-19 11-05-46\054F5401.D



Name FID1A

Compound	Peak Symmetry	RT [min]	Expected RT[min]	Area	Concentration [g/100 mL]
Ethanol	0.84285	1.212	1.211	262.1542	0.2660
n-Propanol	0.85265	2.013	2.012	171.4974	0.0100

Name FID2B

Compound	Peak Symmetry	RT [min]	Expected RT[min]	Area	Concentration [g/100 mL]
Ethanol	0.82287	1.323	1.320	251.4060	0.2590
n-Propanol	0.83403	2.359	2.356	168.5265	0.0100



Brazoria County Crime Laboratory

Toxicology

Ethanol Confirmation Worksheet

Lab Number:

BCCL-24-1276 001_001

Batch Name: BAC_20240819_KB

Instrument: BAC-2

Analyst: Kayla M. Baylor

Specimen type:



Blood



Liquid



Other: _____

Results:

Ethanol

FID1

FID2

Aliquot 1:

0.0000

Aliquot 1:

0.0000

Aliquot 2:

0.0000

Aliquot 2:

0.0000

Reported Result: none detected

Reported UM: _____

Comments:

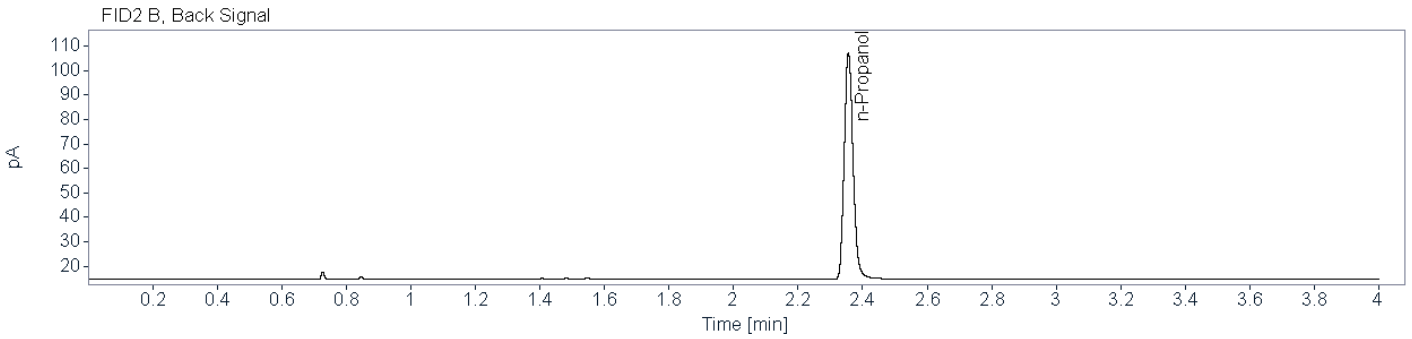
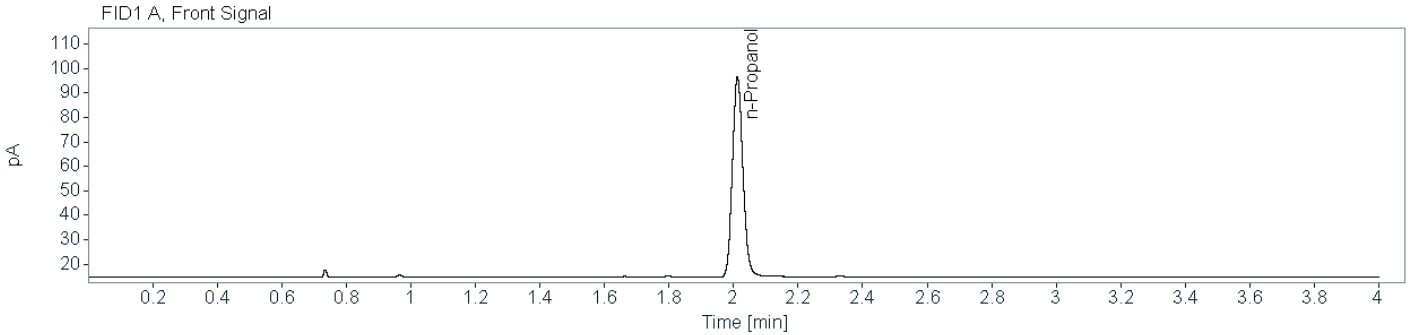
High QC failed to meet acceptance criteria, outside 5% of target, this sample is negative and will be reported -KB 8/29/2024

Total Number of Printed Examination Pages: 0



Brazoria County Sheriff's Office Crime Lab
Toxicology
Ethanol Analysis

Sample Name: BCCL-24-1276 001_001 (24-1735) **Description:** Alq 1 **Sample Barcode:** 24-1735 **Vial Number:** 13
Instrument: BAC_2 **Acq. Method:** BAC.M **Injection Date:** 8/19/2024 12:18:58 PM
Data File: C:\Chem32\2\Data\2024\BAC_20240819_KB 2024-08-19 11-05-46\013F1301.D




Name FID1A

Compound	Peak Symmetry	RT [min]	Expected RT[min]	Area	Concentration [g/100 mL]
n-Propanol	0.86651	2.012	2.012	184.3577	0.0100

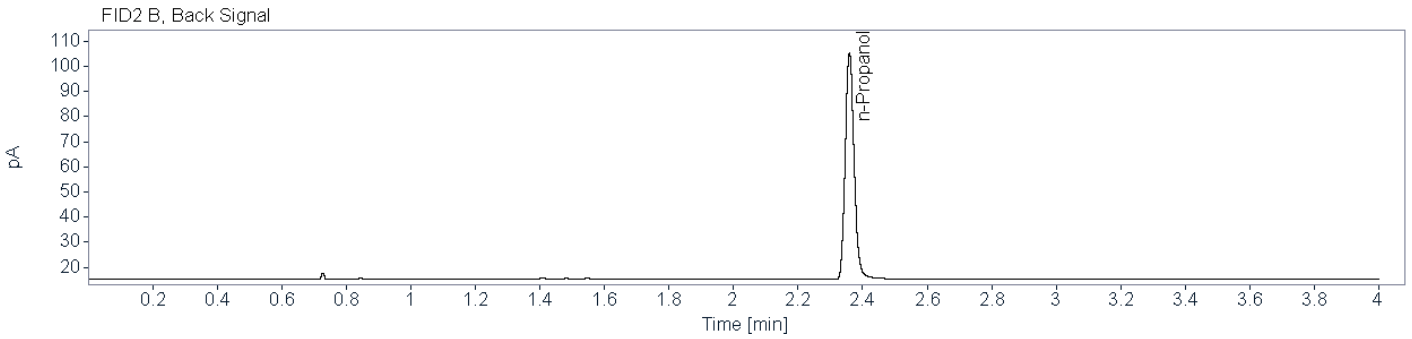
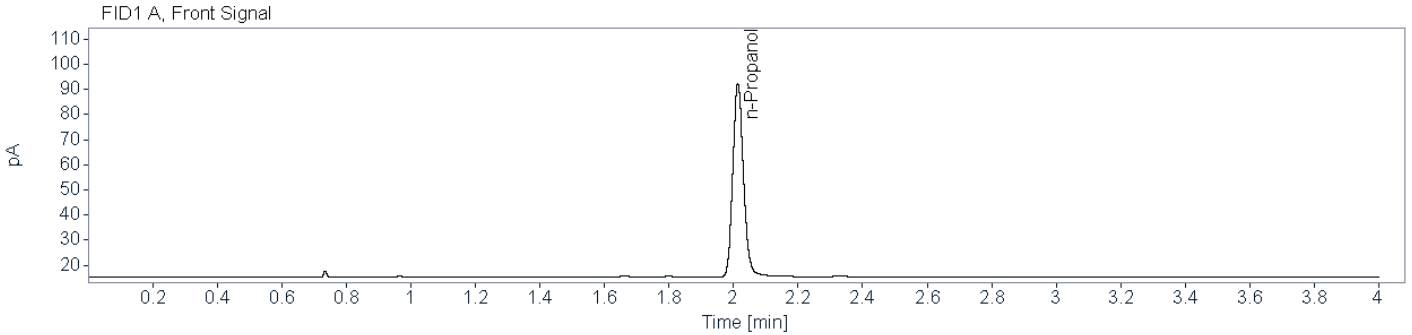
Name FID2B

Compound	Peak Symmetry	RT [min]	Expected RT[min]	Area	Concentration [g/100 mL]
n-Propanol	0.83380	2.356	2.356	176.1479	0.0100



Brazoria County Sheriff's Office Crime Lab
Toxicology
Ethanol Analysis

Sample Name: BCCL-24-1276 001_001 (24-1775) **Description:** Alq 2 **Sample Barcode** 24-1775 **Vial Number:** 53
Instrument: BAC_2 **Acq. Method:** BAC.M **Injection Date:** 8/19/2024 3:47:41 PM
Data File: C:\Chem32\2\Data\2024\BAC_20240819_KB 2024-08-19 11-05-46\053F5301.D



Name FID1A

Compound	Peak Symmetry	RT [min]	Expected RT[min]	Area	Concentration [g/100 mL]
n-Propanol	0.85028	2.013	2.012	174.1535	0.0100

Name FID2B

Compound	Peak Symmetry	RT [min]	Expected RT[min]	Area	Concentration [g/100 mL]
n-Propanol	0.83208	2.359	2.356	171.5050	0.0100



Brazoria County Crime Laboratory

Toxicology

Ethanol Confirmation Worksheet

Lab Number:

BCCL-24-1277 001_001

Batch Name: BAC_20240819_KB

Instrument: BAC-2

Analyst: Kayla M. Baylor

Specimen type:



Blood



Liquid



Other: _____

Results:

Ethanol

FID1

FID2

Aliquot 1:

0.0000

Aliquot 1:

0.0000

Aliquot 2:

0.0000

Aliquot 2:

0.0000

Reported Result: none detected

Reported UM: _____

Comments:

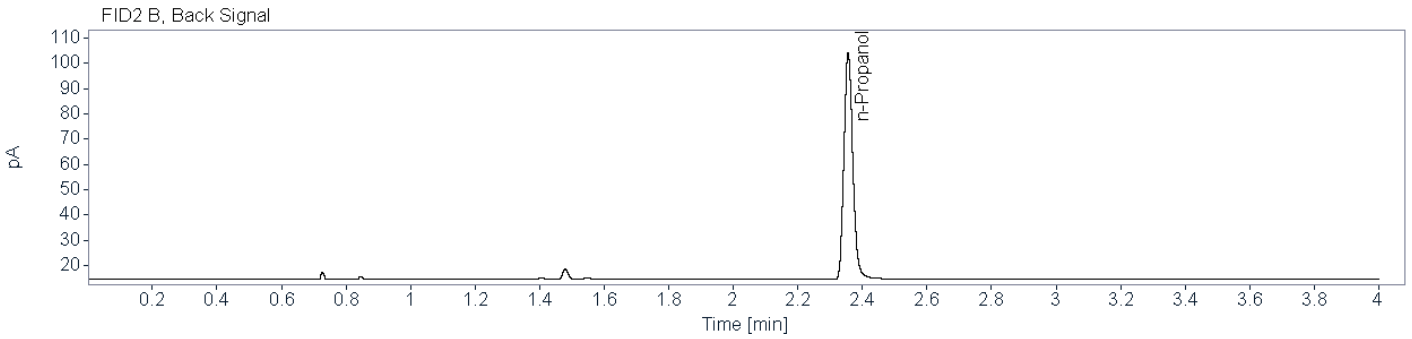
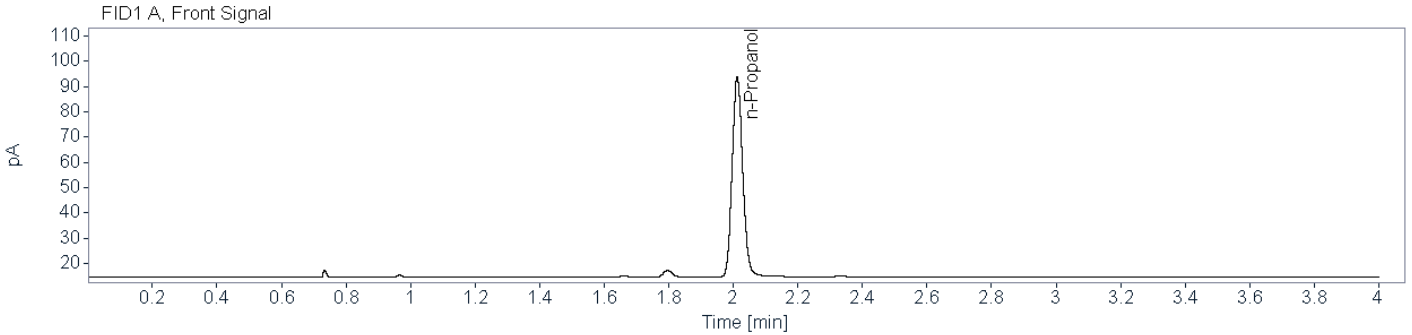
High QC failed to meet acceptance criteria, outside 5% of target, this sample is negative and will be reported -KB 8/29/2024

Total Number of Printed Examination Pages: 0



Brazoria County Sheriff's Office Crime Lab
Toxicology
Ethanol Analysis

Sample Name: BCCL-24-1277 001_001 (24-1736) **Description:** Alq 1 **Sample Barcode:** 24-1736 **Vial Number:** 14
Instrument: BAC_2 **Acq. Method:** BAC.M **Injection Date:** 8/19/2024 12:24:18 PM
Data File: C:\Chem32\2\Data\2024\BAC_20240819_KB 2024-08-19 11-05-46\014F1401.D



Name FID1A

Compound	Peak Symmetry	RT [min]	Expected RT[min]	Area	Concentration [g/100 mL]
n-Propanol	0.86568	2.012	2.012	178.1607	0.0100

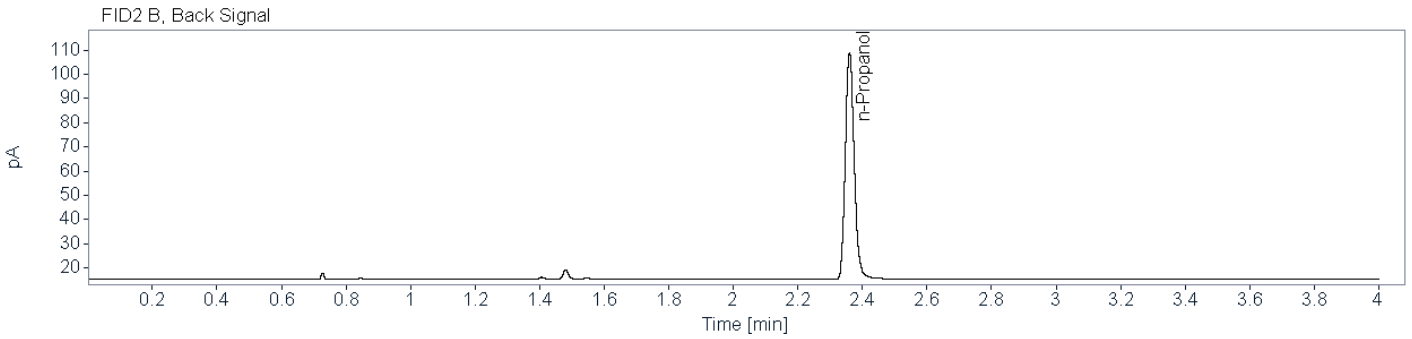
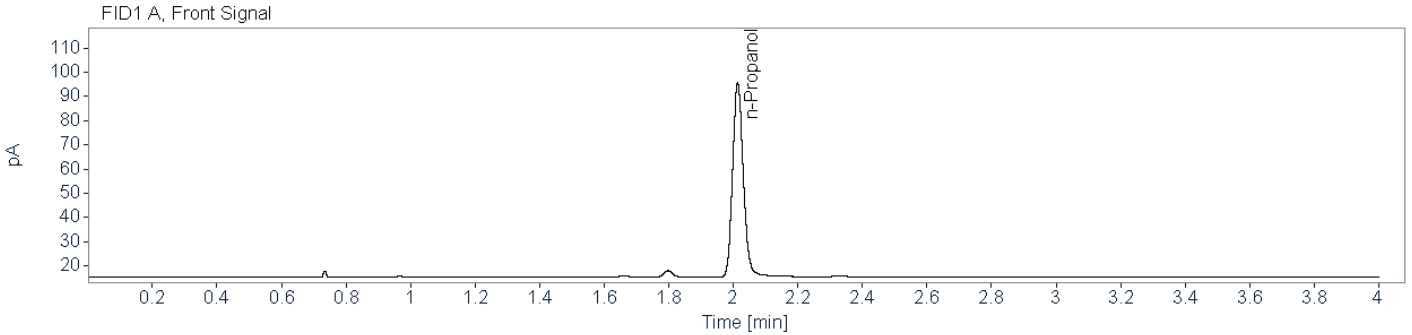
Name FID2B

Compound	Peak Symmetry	RT [min]	Expected RT[min]	Area	Concentration [g/100 mL]
n-Propanol	0.84105	2.356	2.356	169.3855	0.0100



Brazoria County Sheriff's Office Crime Lab
Toxicology
Ethanol Analysis

Sample Name: BCCL-24-1277 001_001 (24-1774) **Description:** Alq 2 **Sample Barcode:** 24-1774 **Vial Number:** 52
Instrument: BAC_2 **Acq. Method:** BAC.M **Injection Date:** 8/19/2024 3:42:46 PM
Data File: C:\Chem32\2\Data\2024\BAC_20240819_KB 2024-08-19 11-05-46\052F5201.D



Name FID1A

Compound	Peak Symmetry	RT [min]	Expected RT[min]	Area	Concentration [g/100 mL]
n-Propanol	0.85488	2.014	2.012	182.0673	0.0100

Name FID2B

Compound	Peak Symmetry	RT [min]	Expected RT[min]	Area	Concentration [g/100 mL]
n-Propanol	0.83208	2.360	2.356	178.5345	0.0100



Brazoria County Crime Laboratory

Toxicology

Ethanol Confirmation Worksheet

Lab Number:

BCCL-24-1286 001_001

Batch Name: BAC_20240819_KB

Instrument: BAC-2

Analyst: Kayla M. Baylor

Specimen type:



Blood



Liquid



Other: _____

Results:

Ethanol

FID1

FID2

Aliquot 1:

0.2594

Aliquot 1:

0.2577

Aliquot 2:

0.2433

Aliquot 2:

0.2369

KB 8/29/2024

~~Reported Result: 0.249 g/100 mL~~

~~Reported UM: 0.036 g/100 mL~~

Comments:

High QC failed to meet acceptance criteria, outside 5% of target, this sample will be repeated -KB 8/29/2024

Total Number of Printed Examination Pages: 0

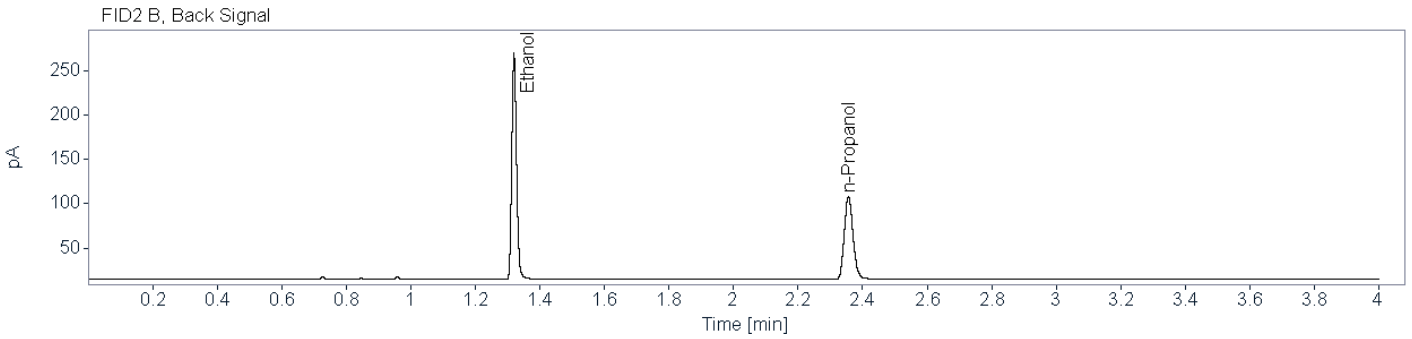
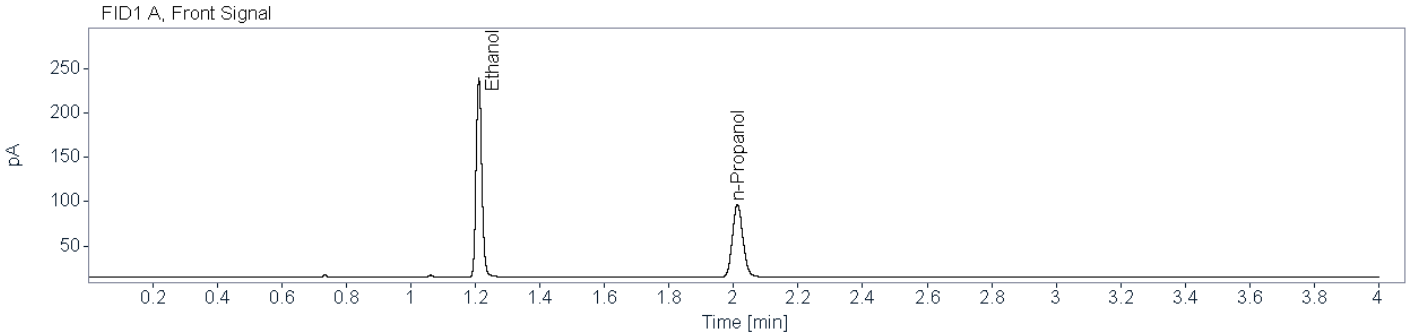


Brazoria County Sheriff's Office Crime Lab

Toxicology

Ethanol Analysis

Sample Name: BCCL-24-1286 001_001 (24-1737)
Description: Alq 1
Sample Barcode: 24-1737
Vial Number: 15
Instrument: BAC_2
Acq. Method: BAC.M
Injection Date: 8/19/2024 12:29:22 PM
Data File: C:\Chem32\2\Data\2024\BAC_20240819_KB 2024-08-19 11-05-46\015F1501.D



Name FID1A

Compound	Peak Symmetry	RT [min]	Expected RT[min]	Area	Concentration [g/100 mL]
Ethanol	0.85147	1.211	1.211	275.7836	0.2594
n-Propanol	0.86641	2.012	2.012	185.0217	0.0100

Name FID2B

Compound	Peak Symmetry	RT [min]	Expected RT[min]	Area	Concentration [g/100 mL]
Ethanol	0.83061	1.320	1.320	262.2401	0.2577
n-Propanol	0.83394	2.356	2.356	176.6621	0.0100

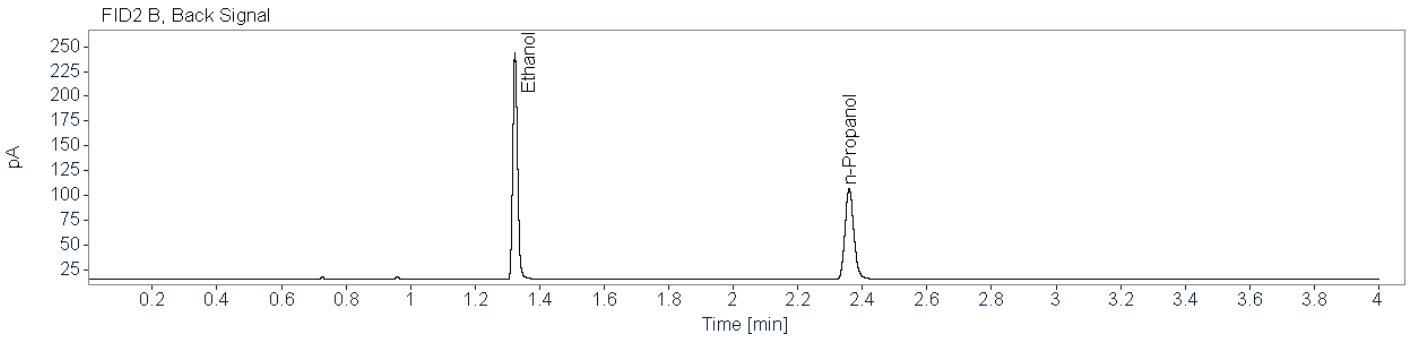
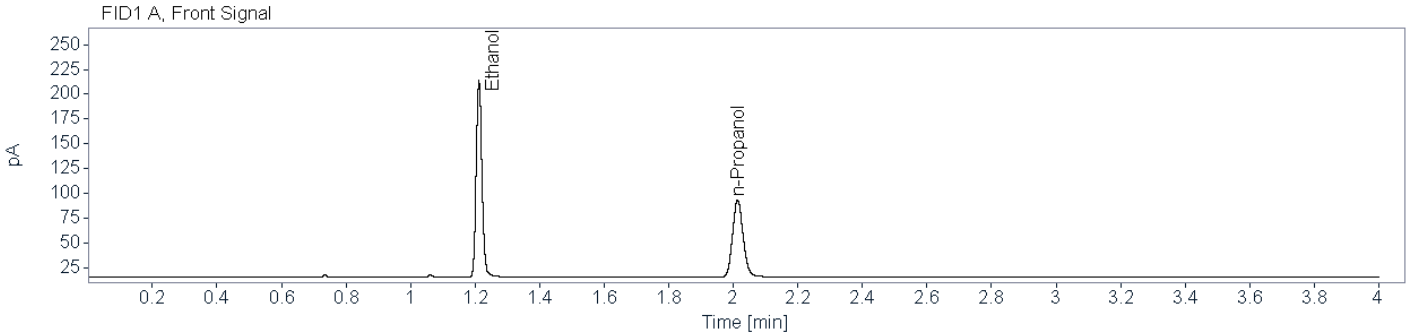


Brazoria County Sheriff's Office Crime Lab

Toxicology

Ethanol Analysis

Sample Name: BCCL-24-1286 001_001 (24-1773)
Description: Alq 2
Sample Barcode: 24-1773
Vial Number: 51
Instrument: BAC_2
Acq. Method: BAC.M
Injection Date: 8/19/2024 3:37:16 PM
Data File: C:\Chem32\2\Data\2024\BAC_20240819_KB 2024-08-19 11-05-46\051F5101.D



Name FID1A

Compound	Peak Symmetry	RT [min]	Expected RT[min]	Area	Concentration [g/100 mL]
Ethanol	0.85130	1.212	1.211	246.8361	0.2433
n-Propanol	0.85285	2.013	2.012	176.6191	0.0100

Name FID2B

Compound	Peak Symmetry	RT [min]	Expected RT[min]	Area	Concentration [g/100 mL]
Ethanol	0.82842	1.324	1.320	236.0870	0.2369
n-Propanol	0.84189	2.359	2.356	173.1057	0.0100



Brazoria County Crime Laboratory

Toxicology

Ethanol Confirmation Worksheet

Lab Number:

BCCL-24-1306 006_001

Batch Name: BAC_20240819_KB

Instrument: BAC-2

Analyst: Kayla M. Baylor

Specimen type:



Blood



Liquid



Other: _____

Results:

Ethanol

FID1

FID2

Aliquot 1:

0.1945

Aliquot 1:

0.1935

Aliquot 2:

0.1985

Aliquot 2:

0.1946

KB 8/29/2024

~~Reported Result: 0.195 g/100 mL~~

~~Reported UM: 0.028 g/100 mL~~

Comments:

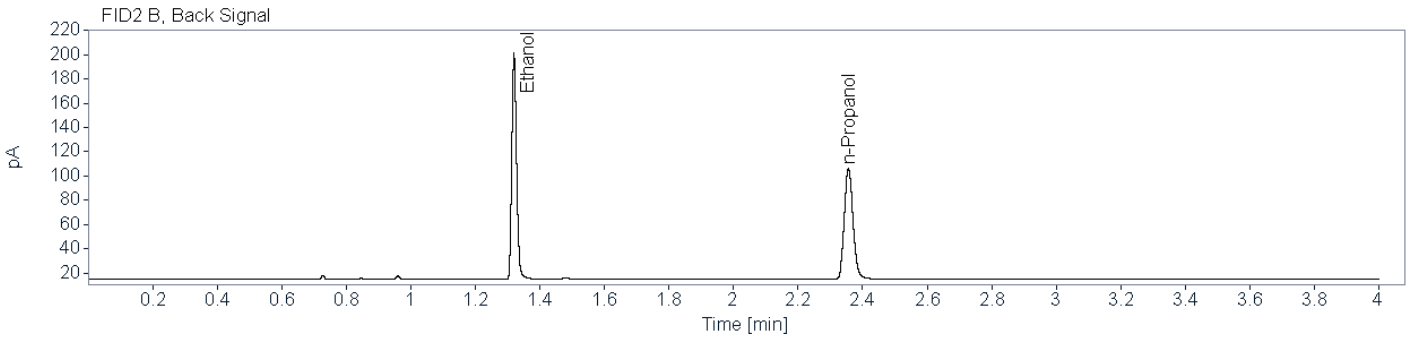
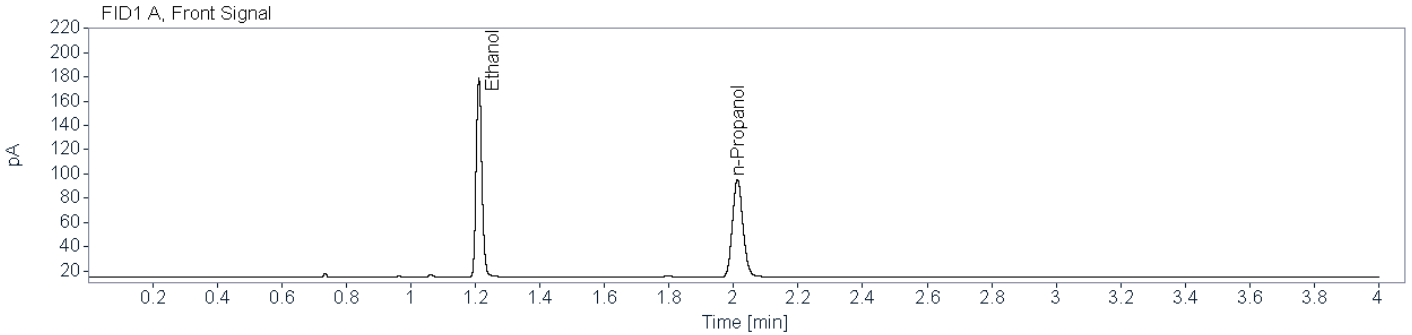
High QC failed to meet acceptance criteria, outside 5% of target, this sample will be repeated -KB 8/29/2024

Total Number of Printed Examination Pages: 0



Brazoria County Sheriff's Office Crime Lab
Toxicology
Ethanol Analysis

Sample Name: BCCL-24-1306 006_001 (24-1738) **Description:** Alq 1 **Sample Barcode:** 24-1738 **Vial Number:** 16
Instrument: BAC_2 **Acq. Method:** BAC.M **Injection Date:** 8/19/2024 12:34:43 PM
Data File: C:\Chem32\2\Data\2024\BAC_20240819_KB 2024-08-19 11-05-46\016F1601.D




Name FID1A

Compound	Peak Symmetry	RT [min]	Expected RT[min]	Area	Concentration [g/100 mL]
Ethanol	0.84245	1.211	1.211	202.8941	0.1945
n-Propanol	0.86387	2.012	2.012	181.7549	0.0100

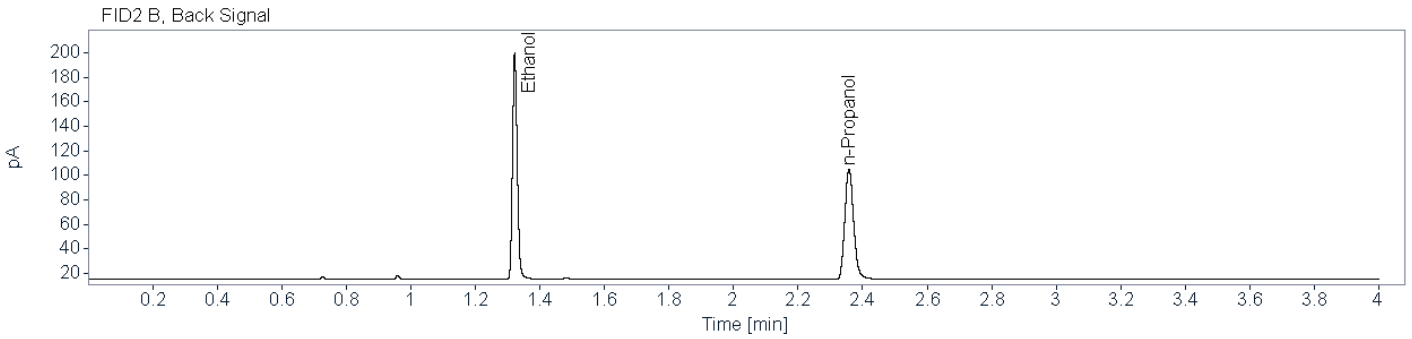
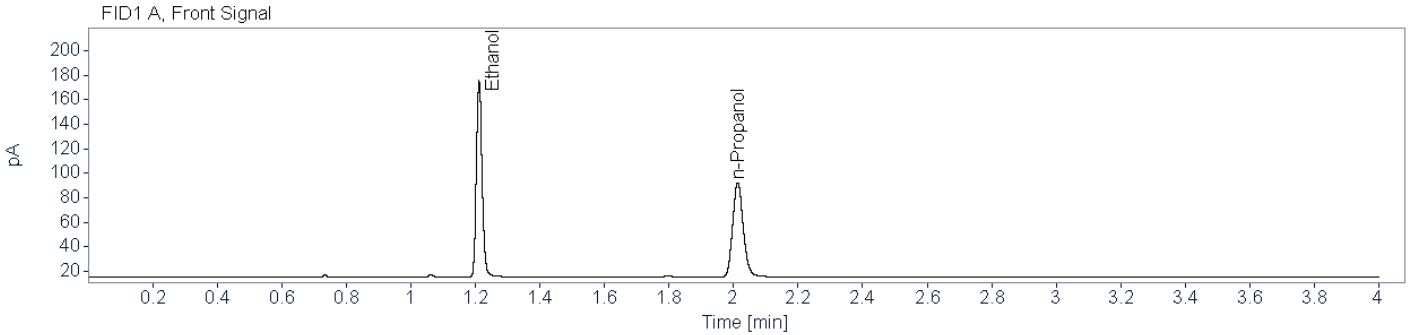
Name FID2B

Compound	Peak Symmetry	RT [min]	Expected RT[min]	Area	Concentration [g/100 mL]
Ethanol	0.81022	1.320	1.320	192.7363	0.1935
n-Propanol	0.83594	2.356	2.356	173.1897	0.0100



Brazoria County Sheriff's Office Crime Lab
Toxicology
Ethanol Analysis

Sample Name: BCCL-24-1306 006_001 (24-1772) **Description:** Alq 2 **Sample Barcode** 24-1772 **Vial Number:** 50
Instrument: BAC_2 **Acq. Method:** BAC.M **Injection Date:** 8/19/2024 3:32:22 PM
Data File: C:\Chem32\2\Data\2024\BAC_20240819_KB 2024-08-19 11-05-46\050F5001.D



Name FID1A

Compound	Peak Symmetry	RT [min]	Expected RT[min]	Area	Concentration [g/100 mL]
Ethanol	0.83857	1.212	1.211	198.2244	0.1985
n-Propanol	0.85573	2.013	2.012	174.0007	0.0100

Name FID2B

Compound	Peak Symmetry	RT [min]	Expected RT[min]	Area	Concentration [g/100 mL]
Ethanol	0.80019	1.322	1.320	189.9651	0.1946
n-Propanol	0.83435	2.358	2.356	169.7403	0.0100



Brazoria County Crime Laboratory

Toxicology

Ethanol Confirmation Worksheet

Lab Number:

BCCL-24-1307 001_001

Batch Name: BAC_20240819_KB

Instrument: BAC-2

Analyst: Kayla M. Baylor

Specimen type:



Blood



Liquid



Other: _____

Results:

Ethanol

FID1

FID2

Aliquot 1:

0.2399

Aliquot 1:

0.2387

Aliquot 2:

0.2569

Aliquot 2:

0.2509

KB 8/29/2024

~~Reported Result: 0.245 g/100 mL~~

~~Reported UM: 0.035 g/100 mL~~

Comments:

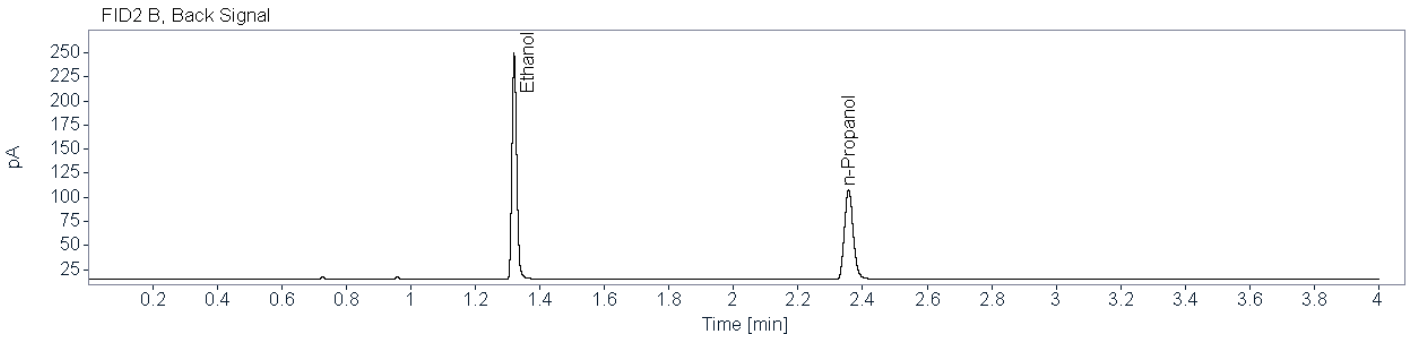
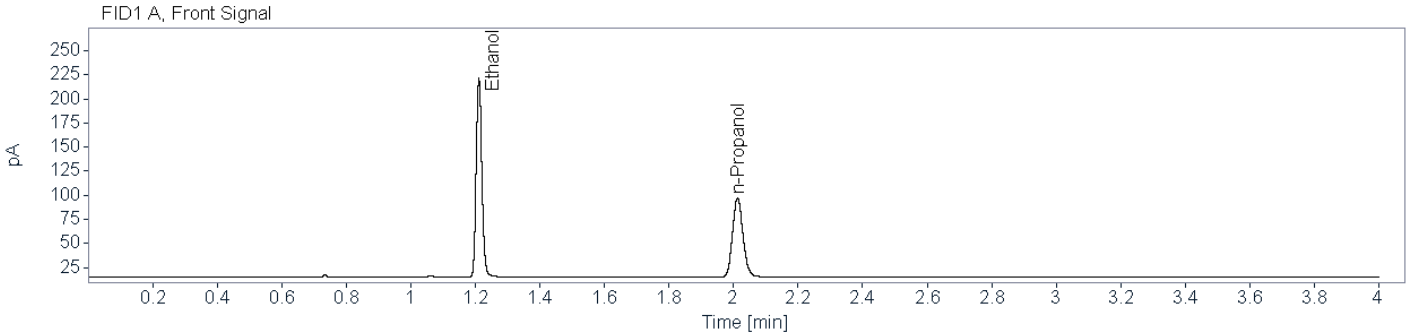
High QC failed to meet acceptance criteria, outside 5% of target, this sample will be repeated -KB 8/29/2024

Total Number of Printed Examination Pages: 0



Brazoria County Sheriff's Office Crime Lab
Toxicology
Ethanol Analysis

Sample Name: BCCL-24-1307 001_001 (24-1739) **Description:** Alq 1 **Sample Barcode:** 24-1739 **Vial Number:** 17
Instrument: BAC_2 **Acq. Method:** BAC.M **Injection Date:** 8/19/2024 12:39:45 PM
Data File: C:\Chem32\2\Data\2024\BAC_20240819_KB 2024-08-19 11-05-46\017F1701.D



Name FID1A

Compound	Peak Symmetry	RT [min]	Expected RT[min]	Area	Concentration [g/100 mL]
Ethanol	0.84783	1.211	1.211	254.1866	0.2399
n-Propanol	0.86589	2.012	2.012	184.4409	0.0100

Name FID2B

Compound	Peak Symmetry	RT [min]	Expected RT[min]	Area	Concentration [g/100 mL]
Ethanol	0.83490	1.320	1.320	241.8034	0.2387
n-Propanol	0.83931	2.356	2.356	175.9197	0.0100

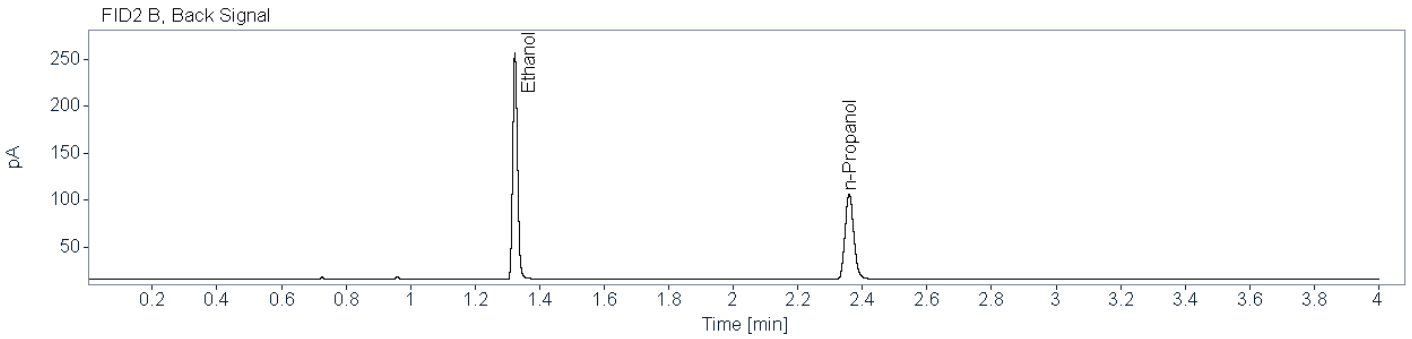
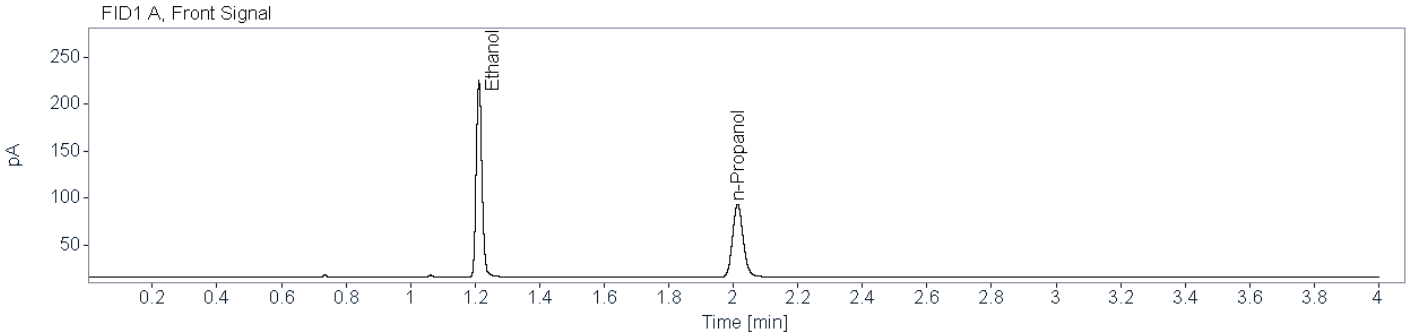


Brazoria County Sheriff's Office Crime Lab

Toxicology

Ethanol Analysis

Sample Name: BCCL-24-1307 001_001 (24-1771)
Description: Alq 2
Sample Barcode: 24-1771
Vial Number: 49
Instrument: BAC_2
Acq. Method: BAC.M
Injection Date: 8/19/2024 3:26:52 PM
Data File: C:\Chem32\2\Data\2024\BAC_20240819_KB 2024-08-19 11-05-46\049F4901.D



Name FID1A

Compound	Peak Symmetry	RT [min]	Expected RT[min]	Area	Concentration [g/100 mL]
Ethanol	0.84865	1.212	1.211	260.2891	0.2569
n-Propanol	0.85517	2.013	2.012	176.3652	0.0100

Name FID2B

Compound	Peak Symmetry	RT [min]	Expected RT[min]	Area	Concentration [g/100 mL]
Ethanol	0.83060	1.324	1.320	249.3227	0.2509
n-Propanol	0.84175	2.359	2.356	172.5529	0.0100



Brazoria County Crime Laboratory

Toxicology

Ethanol Confirmation Worksheet

Lab Number: BCCL-24-1308 001_001

Batch Name: BAC_20240819_KB

Instrument: BAC-2

Analyst: Kayla M. Baylor

Specimen type: Blood Liquid Other: _____

Results:

	FID1	FID2
Ethanol		
Aliquot 1:	<u>0.1278</u>	<u>0.1273</u>
Aliquot 2:	<u>0.1358</u>	<u>0.1329</u>

KB 8/29/2024

~~Reported Result: 0.130 g/100 mL~~

~~Reported UM: 0.019 g/100 mL~~

Comments:

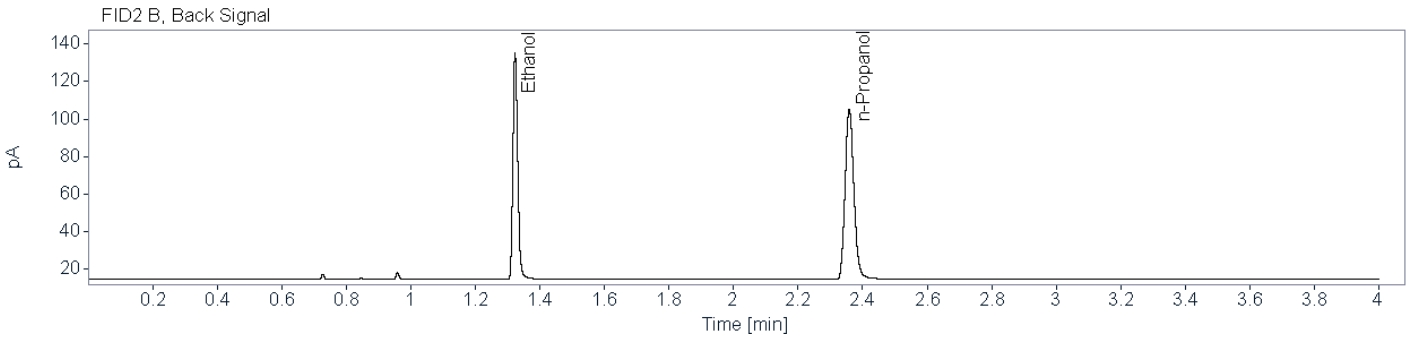
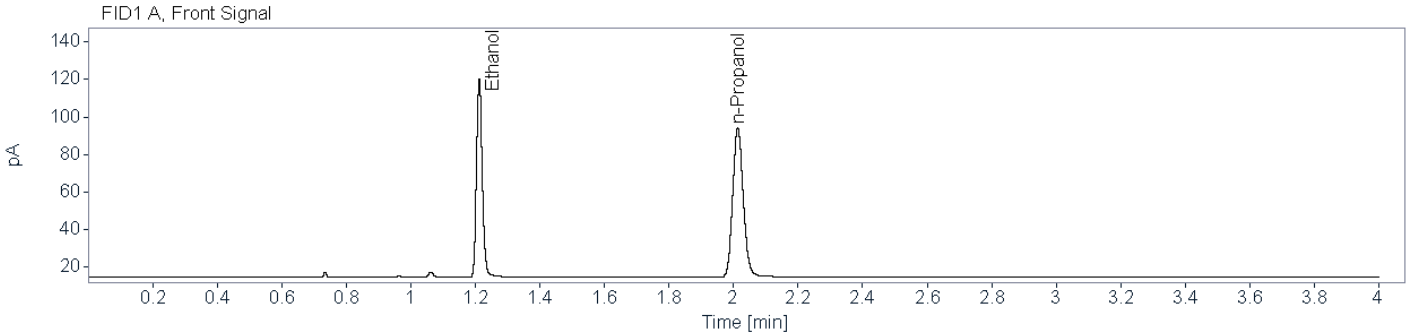
High QC failed to meet acceptance criteria, outside 5% of target, this sample will be repeated -KB 8/29/2024

Total Number of Printed Examination Pages: 0



Brazoria County Sheriff's Office Crime Lab
Toxicology
Ethanol Analysis

Sample Name: BCCL-24-1308 001_001 (24-1740) **Description:** Alq 1 **Sample Barcode:** 24-1740 **Vial Number:** 18
Instrument: BAC_2 **Acq. Method:** BAC.M **Injection Date:** 8/19/2024 12:45:06 PM
Data File: C:\Chem32\2\Data\2024\BAC_20240819_KB 2024-08-19 11-05-46\018F1801.D



Name FID1A

Compound	Peak Symmetry	RT [min]	Expected RT[min]	Area	Concentration [g/100 mL]
Ethanol	0.84362	1.212	1.211	130.6207	0.1278
n-Propanol	0.86621	2.013	2.012	178.4845	0.0100

Name FID2B

Compound	Peak Symmetry	RT [min]	Expected RT[min]	Area	Concentration [g/100 mL]
Ethanol	0.80285	1.323	1.320	124.5471	0.1273
n-Propanol	0.84128	2.358	2.356	170.7048	0.0100

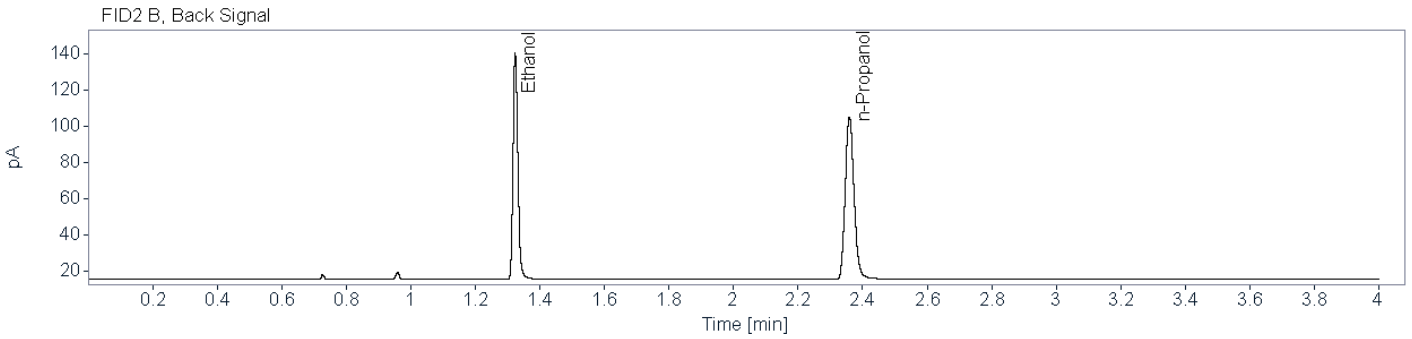
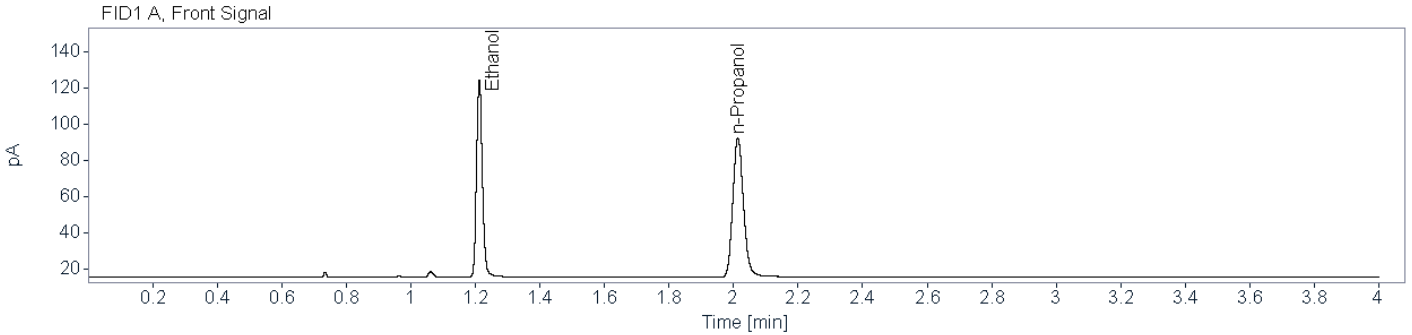


Brazoria County Sheriff's Office Crime Lab

Toxicology

Ethanol Analysis

Sample Name: BCCL-24-1308 001_001 (24-1770)
Description: Alq 2
Sample Barcode: 24-1770
Vial Number: 48
Instrument: BAC_2
Acq. Method: BAC.M
Injection Date: 8/19/2024 3:21:59 PM
Data File: C:\Chem32\2\Data\2024\BAC_20240819_KB 2024-08-19 11-05-46\048F4801.D



Name FID1A

Compound	Peak Symmetry	RT [min]	Expected RT[min]	Area	Concentration [g/100 mL]
Ethanol	0.84711	1.212	1.211	136.4098	0.1358
n-Propanol	0.84207	2.013	2.012	175.3722	0.0100

Name FID2B

Compound	Peak Symmetry	RT [min]	Expected RT[min]	Area	Concentration [g/100 mL]
Ethanol	0.81676	1.324	1.320	130.3751	0.1329
n-Propanol	0.82947	2.359	2.356	170.9979	0.0100



Brazoria County Crime Laboratory

Toxicology

Ethanol Confirmation Worksheet

Lab Number:

BCCL-24-1309 001_001

Batch Name: BAC_20240819_KB

Instrument: BAC-2

Analyst: Kayla M. Baylor

Specimen type:



Blood



Liquid



Other: _____

Results:

Ethanol

FID1

FID2

Aliquot 1:

0.3833

Aliquot 1:

0.3816

Aliquot 2:

0.3935

Aliquot 2:

0.3863

KB 8/29/2024

Reported Result: ~~0.386~~ g/100 mL

Reported UM: ~~0.056~~ g/100 mL

Comments:

High QC failed to meet acceptance criteria, outside 5% of target, this sample will be repeated -KB 8/29/2024

Total Number of Printed Examination Pages: 0

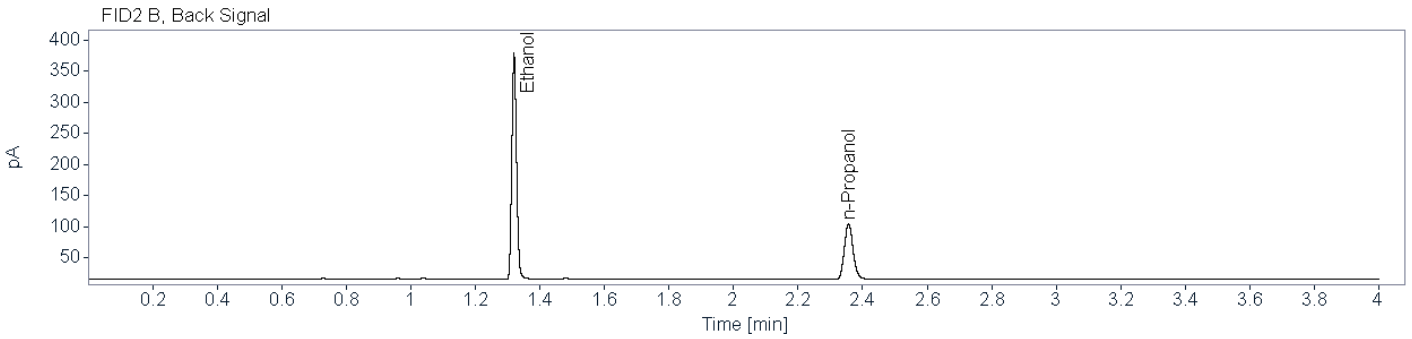
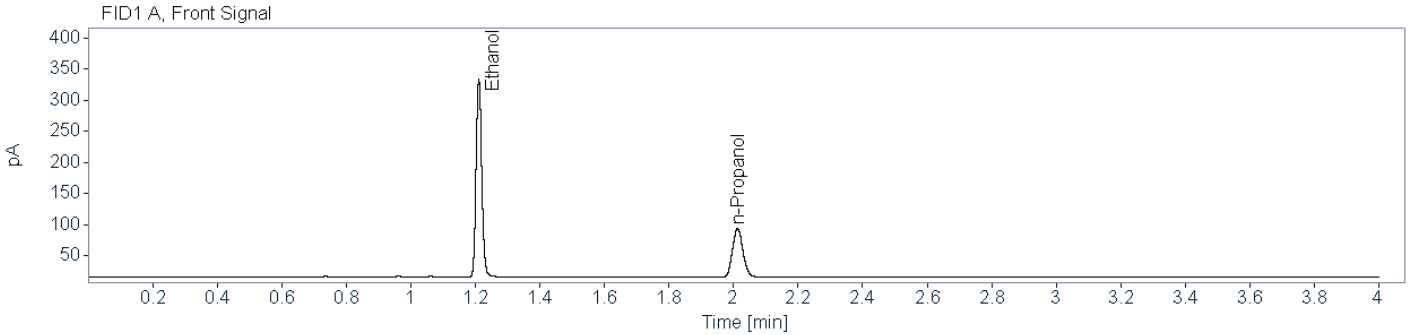


Brazoria County Sheriff's Office Crime Lab

Toxicology

Ethanol Analysis

Sample Name: BCCL-24-1309 001_001 (24-1741)
Description: Alq 1
Sample Barcode: 24-1741
Vial Number: 19
Instrument: BAC_2
Acq. Method: BAC.M
Injection Date: 8/19/2024 12:50:10 PM
Data File: C:\Chem32\2\Data\2024\BAC_20240819_KB 2024-08-19 11-05-46\019F1901.D



Name FID1A

Compound	Peak Symmetry	RT [min]	Expected RT[min]	Area	Concentration [g/100 mL]
Ethanol	0.85814	1.211	1.211	391.9634	0.3833
n-Propanol	0.86502	2.012	2.012	177.7889	0.0100

Name FID2B

Compound	Peak Symmetry	RT [min]	Expected RT[min]	Area	Concentration [g/100 mL]
Ethanol	0.86048	1.320	1.320	373.9272	0.3816
n-Propanol	0.83327	2.356	2.356	169.8336	0.0100

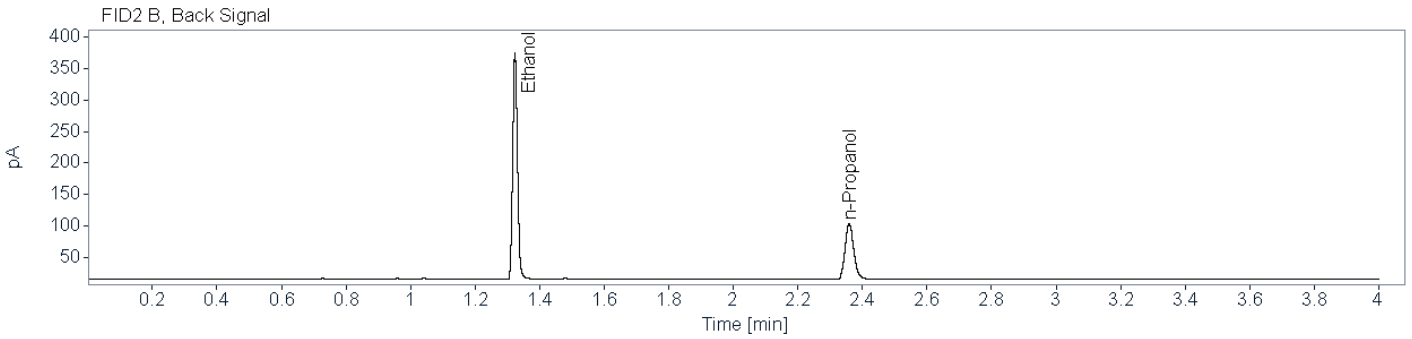
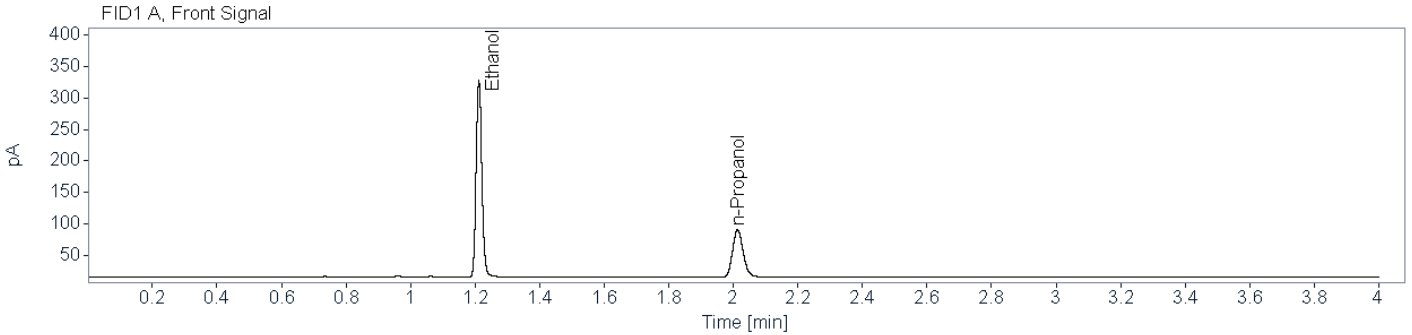


Brazoria County Sheriff's Office Crime Lab

Toxicology

Ethanol Analysis

Sample Name: BCCL-24-1309 001_001 (24-1769)
Description: Alq 2
Sample Barcode: 24-1769
Vial Number: 47
Instrument: BAC_2
Acq. Method: BAC.M
Injection Date: 8/19/2024 3:16:28 PM
Data File: C:\Chem32\2\Data\2024\BAC_20240819_KB 2024-08-19 11-05-46\047F4701.D



Name FID1A

Compound	Peak Symmetry	RT [min]	Expected RT[min]	Area	Concentration [g/100 mL]
Ethanol	0.86017	1.212	1.211	387.6556	0.3935
n-Propanol	0.85852	2.013	2.012	171.2567	0.0100

Name FID2B

Compound	Peak Symmetry	RT [min]	Expected RT[min]	Area	Concentration [g/100 mL]
Ethanol	0.85642	1.324	1.320	370.6880	0.3863
n-Propanol	0.83891	2.359	2.356	166.3043	0.0100



Brazoria County Crime Laboratory

Toxicology

Ethanol Confirmation Worksheet

Lab Number: BCCL-24-1310 001_001

Batch Name: BAC_20240819_KB

Instrument: BAC-2

Analyst: Kayla M. Baylor

Specimen type: Blood Liquid Other: _____

Results:

	FID1		FID2
Ethanol			
Aliquot 1:	<u>0.0407</u>	Aliquot 1:	<u>0.0408</u>
Aliquot 2:	<u>0.0418</u>	Aliquot 2:	<u>0.0411</u>

KB 8/29/2024


Reported Result: ~~0.041~~ g/100 mL

Reported UM: ~~0.006~~ g/100 mL

Comments:

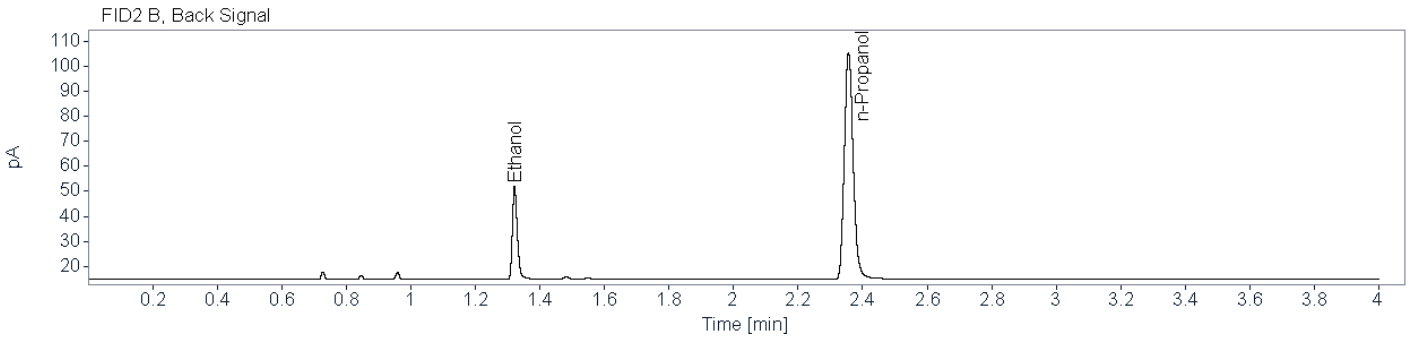
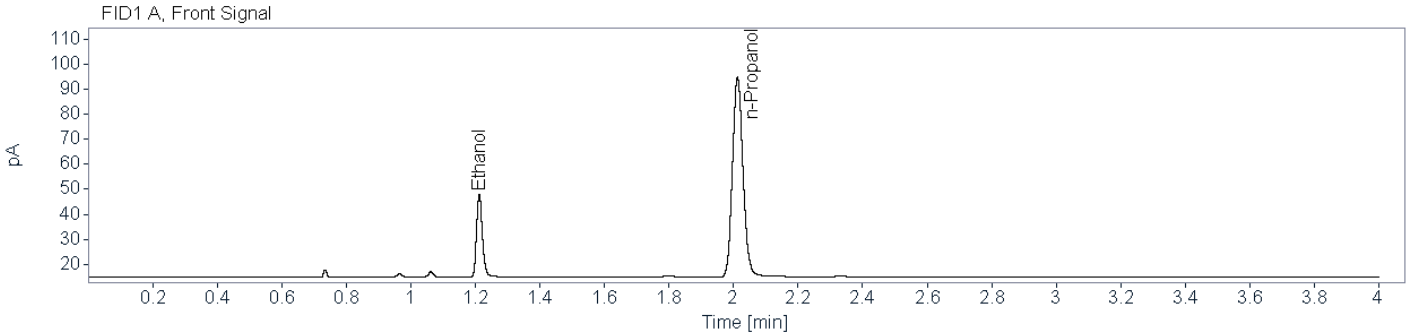
High QC failed to meet acceptance criteria, outside 5% of target, this sample will be repeated -KB 8/29/2024

Total Number of Printed Examination Pages: 0



Brazoria County Sheriff's Office Crime Lab
Toxicology
Ethanol Analysis

Sample Name: BCCL-24-1310 001_001 (24-1742) **Description:** Alq 1 **Sample Barcode** 24-1742 **Vial Number:** 20
Instrument: BAC_2 **Acq. Method:** BAC.M **Injection Date:** 8/19/2024 12:55:31 PM
Data File: C:\Chem32\2\Data\2024\BAC_20240819_KB 2024-08-19 11-05-46\020F2001.D



Name FID1A

Compound	Peak Symmetry	RT [min]	Expected RT[min]	Area	Concentration [g/100 mL]
Ethanol	0.82200	1.212	1.211	41.3071	0.0407
n-Propanol	0.86362	2.012	2.012	179.9720	0.0100

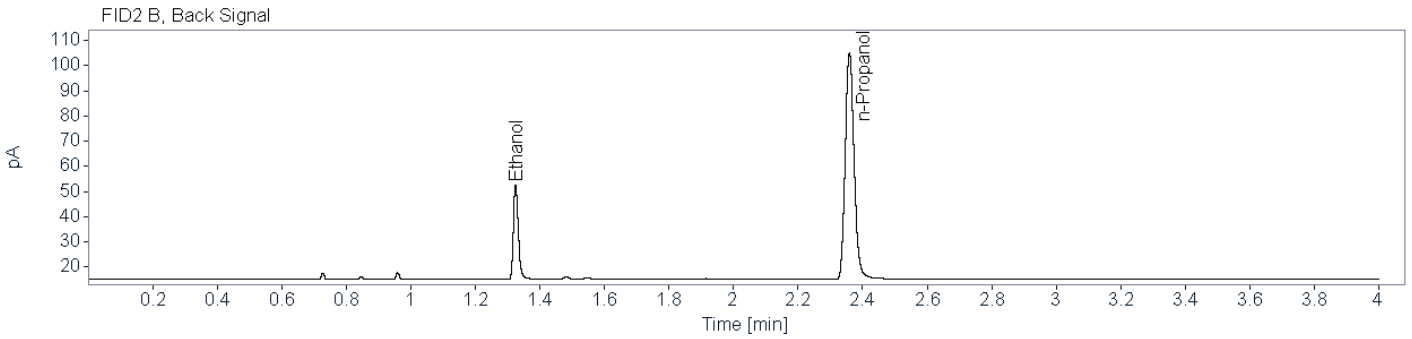
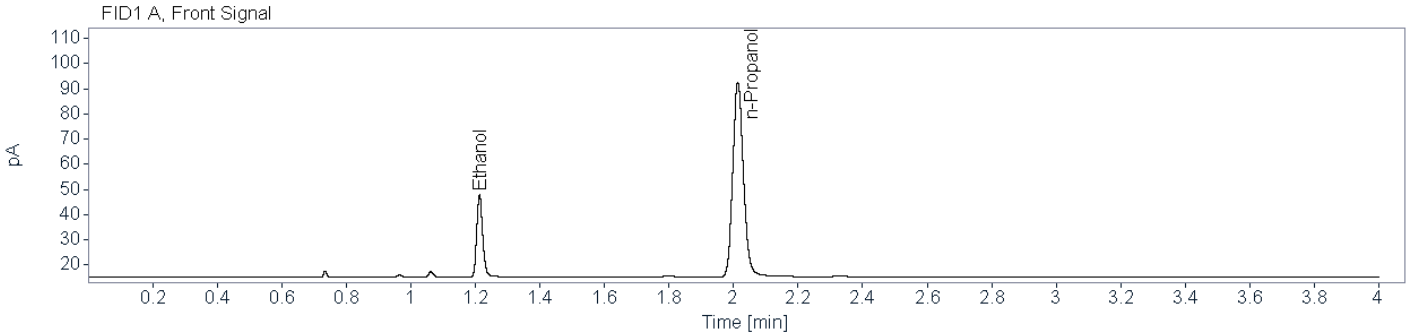
Name FID2B

Compound	Peak Symmetry	RT [min]	Expected RT[min]	Area	Concentration [g/100 mL]
Ethanol	0.74893	1.322	1.320	39.5535	0.0408
n-Propanol	0.83419	2.356	2.356	172.6703	0.0100



Brazoria County Sheriff's Office Crime Lab
Toxicology
Ethanol Analysis

Sample Name: BCCL-24-1310 001_001 (24-1768) **Description:** Alq 2 **Sample Barcode:** 24-1768 **Vial Number:** 46
Instrument: BAC_2 **Acq. Method:** BAC.M **Injection Date:** 8/19/2024 3:11:35 PM
Data File: C:\Chem32\2\Data\2024\BAC_20240819_KB 2024-08-19 11-05-46\046F4601.D



Name FID1A

Compound	Peak Symmetry	RT [min]	Expected RT[min]	Area	Concentration [g/100 mL]
Ethanol	0.83042	1.213	1.211	41.1592	0.0418
n-Propanol	0.84760	2.013	2.012	174.6151	0.0100

Name FID2B

Compound	Peak Symmetry	RT [min]	Expected RT[min]	Area	Concentration [g/100 mL]
Ethanol	0.76661	1.325	1.320	39.3770	0.0411
n-Propanol	0.83111	2.359	2.356	170.6938	0.0100



Brazoria County Crime Laboratory

Toxicology

Ethanol Confirmation Worksheet

Lab Number:

BCCL-24-1311 001_001

Batch Name: BAC_20240819_KB

Instrument: BAC-2

Analyst: Kayla M. Baylor

Specimen type:



Blood



Liquid



Other: _____

Results:

Ethanol

FID1

FID2

Aliquot 1:

0.0000

Aliquot 1:

0.0000

Aliquot 2:

0.0000

Aliquot 2:

0.0000

Reported Result: none detected

Reported UM: _____

Comments:

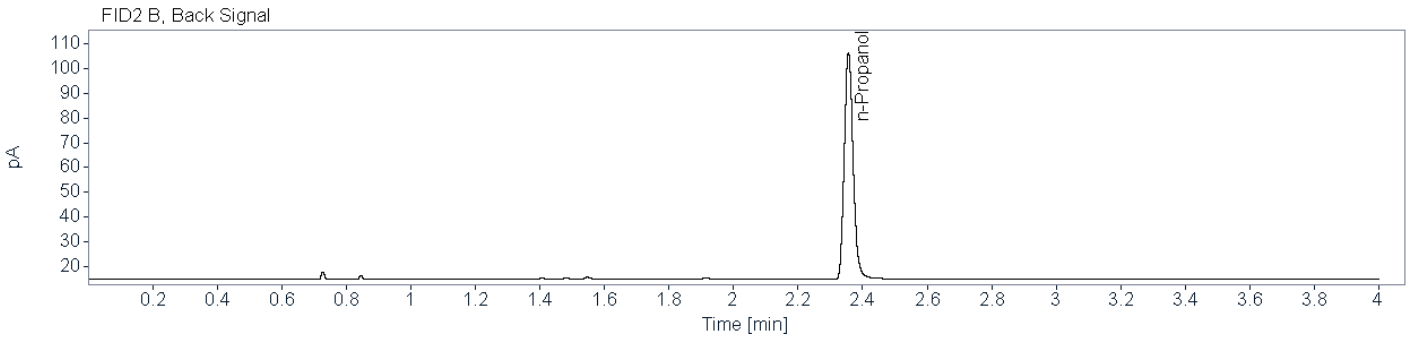
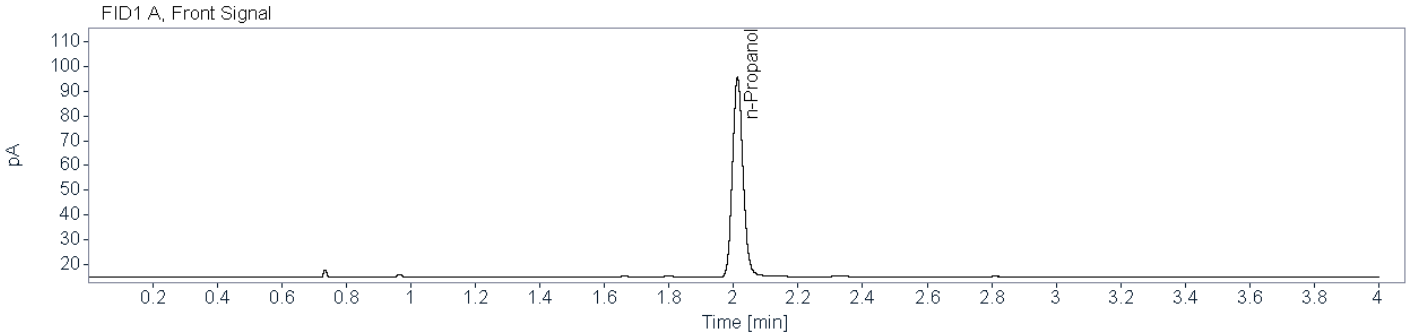
High QC failed to meet acceptance criteria, outside 5% of target, this sample is negative and will be reported -KB 8/29/2024

Total Number of Printed Examination Pages: 0



Brazoria County Sheriff's Office Crime Lab
Toxicology
Ethanol Analysis

Sample Name: BCCL-24-1311 001_001 (24-1743) **Description:** Alq 1 **Sample Barcode:** 24-1743 **Vial Number:** 21
Instrument: BAC_2 **Acq. Method:** BAC.M **Injection Date:** 8/19/2024 1:00:33 PM
Data File: C:\Chem32\2\Data\2024\BAC_20240819_KB 2024-08-19 11-05-46\021F2101.D



Name FID1A

Compound	Peak Symmetry	RT [min]	Expected RT[min]	Area	Concentration [g/100 mL]
n-Propanol	0.86595	2.012	2.012	181.9580	0.0100

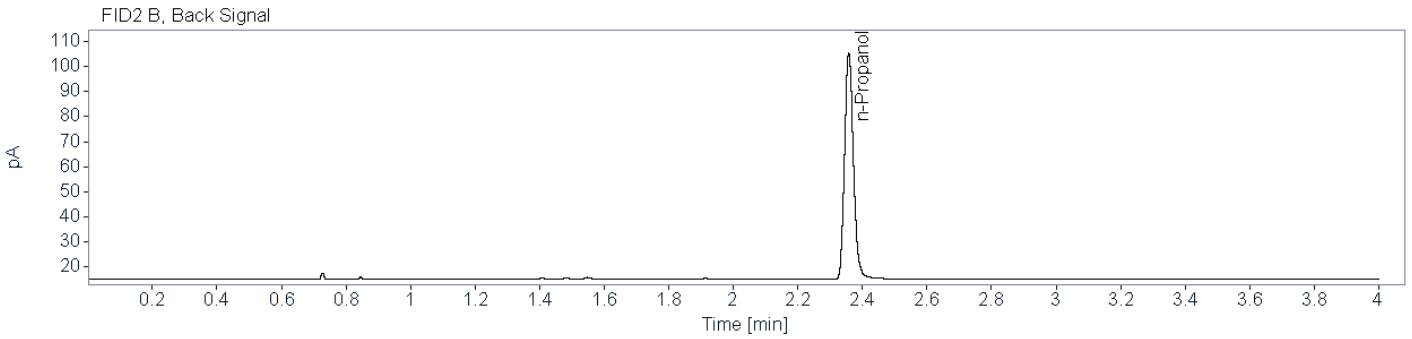
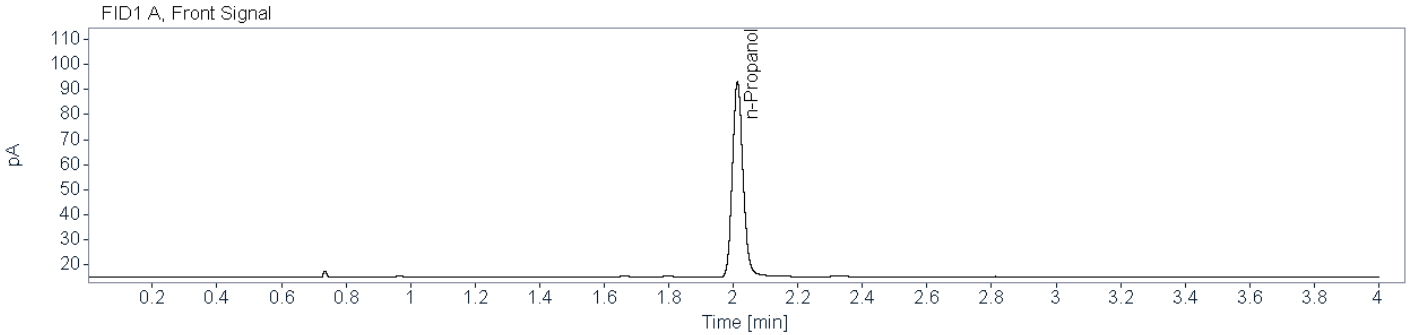
Name FID2B

Compound	Peak Symmetry	RT [min]	Expected RT[min]	Area	Concentration [g/100 mL]
n-Propanol	0.83028	2.356	2.356	174.3622	0.0100



Brazoria County Sheriff's Office Crime Lab
Toxicology
Ethanol Analysis

Sample Name: BCCL-24-1311 001_001 (24-1767) **Description:** Alq 2 **Sample Barcode:** 24-1767 **Vial Number:** 45
Instrument: BAC_2 **Acq. Method:** BAC.M **Injection Date:** 8/19/2024 3:06:04 PM
Data File: C:\Chem32\2\Data\2024\BAC_20240819_KB 2024-08-19 11-05-46\045F4501.D



Name FID1A

Compound	Peak Symmetry	RT [min]	Expected RT[min]	Area	Concentration [g/100 mL]
n-Propanol	0.85667	2.013	2.012	175.4876	0.0100

Name FID2B

Compound	Peak Symmetry	RT [min]	Expected RT[min]	Area	Concentration [g/100 mL]
n-Propanol	0.83875	2.358	2.356	171.2375	0.0100



Brazoria County Crime Laboratory

Toxicology

Ethanol Confirmation Worksheet

Lab Number:

BCCL-24-1312 001_001

Batch Name: BAC_20240819_KB

Instrument: BAC-2

Analyst: Kayla M. Baylor

Specimen type:



Blood



Liquid



Other: _____

Results:

Ethanol

FID1

FID2

Aliquot 1:

0.2296

Aliquot 1:

0.2272

Aliquot 2:

0.2245

Aliquot 2:

0.2195

KB 8/29/2024

Reported Result: ~~0.225~~ g/100 mL

Reported UM: ~~0.032~~ g/100 mL

Comments:

High QC failed to meet acceptance criteria, outside 5% of target, this sample will be repeated -KB 8/29/2024

Total Number of Printed Examination Pages: 0

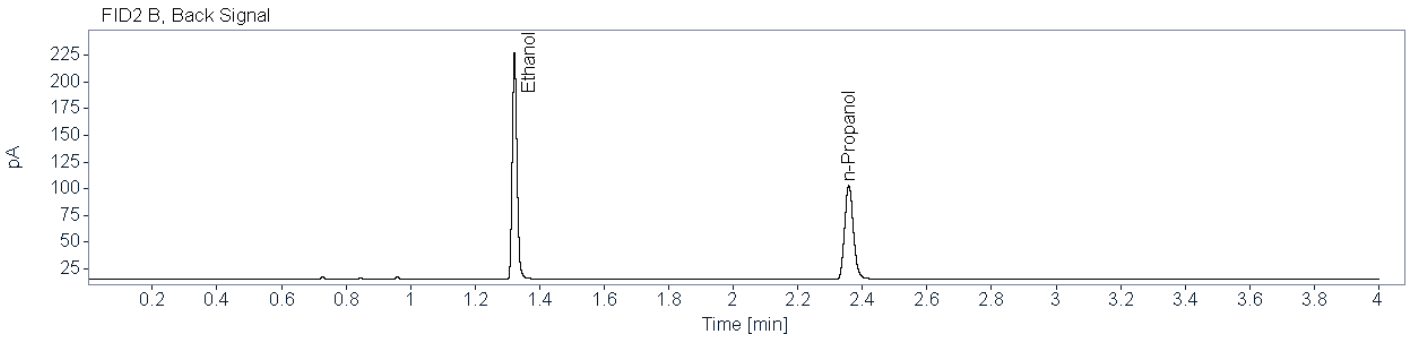
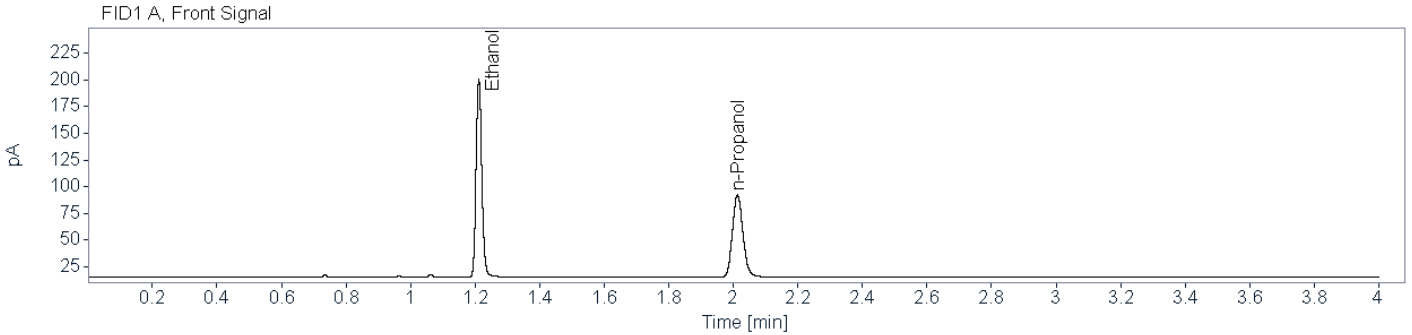


Brazoria County Sheriff's Office Crime Lab

Toxicology

Ethanol Analysis

Sample Name: BCCL-24-1312 001_001 (24-1745)
Description: Alq 1
Sample Barcode: 24-1745
Vial Number: 23
Instrument: BAC_2
Acq. Method: BAC.M
Injection Date: 8/19/2024 1:10:58 PM
Data File: C:\Chem32\2\Data\2024\BAC_20240819_KB 2024-08-19 11-05-46\023F2301.D




Name FID1A

Compound	Peak Symmetry	RT [min]	Expected RT[min]	Area	Concentration [g/100 mL]
Ethanol	0.84930	1.212	1.211	229.0740	0.2296
n-Propanol	0.86113	2.013	2.012	173.7274	0.0100

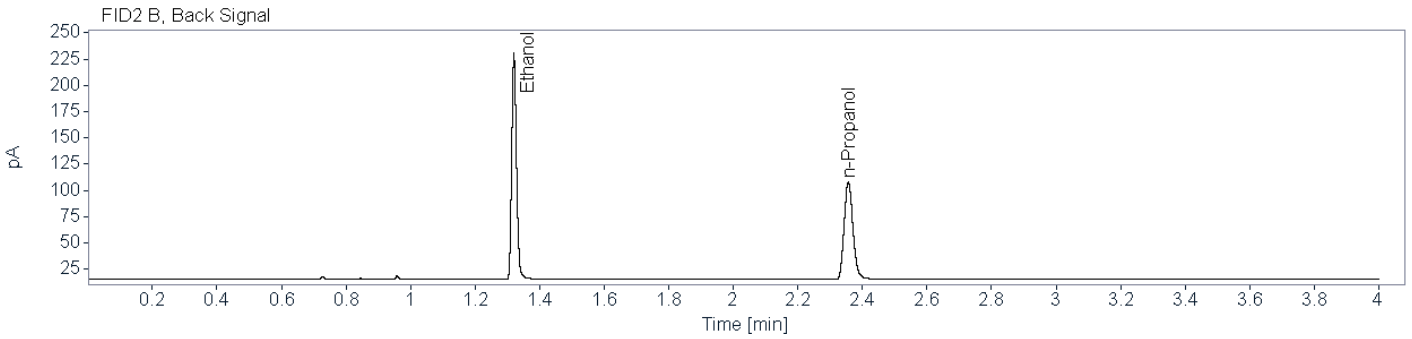
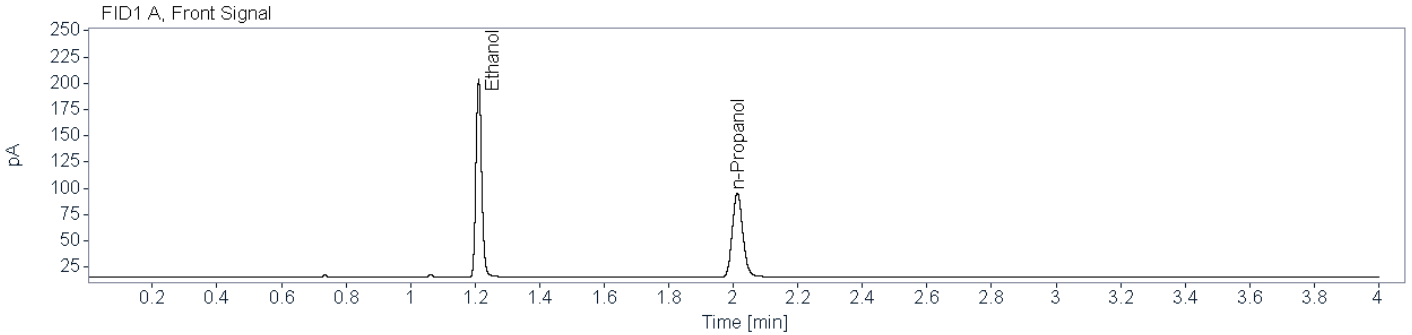
Name FID2B

Compound	Peak Symmetry	RT [min]	Expected RT[min]	Area	Concentration [g/100 mL]
Ethanol	0.81946	1.322	1.320	218.4285	0.2272
n-Propanol	0.83892	2.358	2.356	167.0114	0.0100



Brazoria County Sheriff's Office Crime Lab
Toxicology
Ethanol Analysis

Sample Name: BCCL-24-1312 001_001 (24-1765) **Description:** Alq 4-2 -KB 8/30/2024 **Sample Barcode:** 24-1765 **Vial Number:** 43
Instrument: BAC_2 **Acq. Method:** BAC.M **Injection Date:** 8/19/2024 2:55:40 PM
Data File: C:\Chem32\2\Data\2024\BAC_20240819_KB 2024-08-19 11-05-46\043F4301.D



Name FID1A

Compound	Peak Symmetry	RT [min]	Expected RT[min]	Area	Concentration [g/100 mL]
Ethanol	0.84140	1.211	1.211	233.0419	0.2245
n-Propanol	0.85376	2.012	2.012	180.7398	0.0100

Name FID2B

Compound	Peak Symmetry	RT [min]	Expected RT[min]	Area	Concentration [g/100 mL]
Ethanol	0.81401	1.321	1.320	222.2031	0.2195
n-Propanol	0.82894	2.356	2.356	175.9116	0.0100



Brazoria County Crime Laboratory

Toxicology

Ethanol Confirmation Worksheet

Lab Number: BCCL-24-1313 001_001

Batch Name: BAC_20240819_KB

Instrument: BAC-2

Analyst: Kayla M. Baylor

Specimen type: Blood Liquid Other: _____

Results:

	FID1		FID2
Ethanol			
Aliquot 1:	<u>0.1862</u>	Aliquot 1:	<u>0.1850</u>
Aliquot 2:	<u>0.1836</u>	Aliquot 2:	<u>0.1806</u>

KB 8/29/2024

~~Reported Result: 0.183 g/100 mL~~

~~Reported UM: 0.026 g/100 mL~~

Comments:

High QC failed to meet acceptance criteria, outside 5% of target, this sample will be repeated -KB 8/29/2024

Total Number of Printed Examination Pages: 0

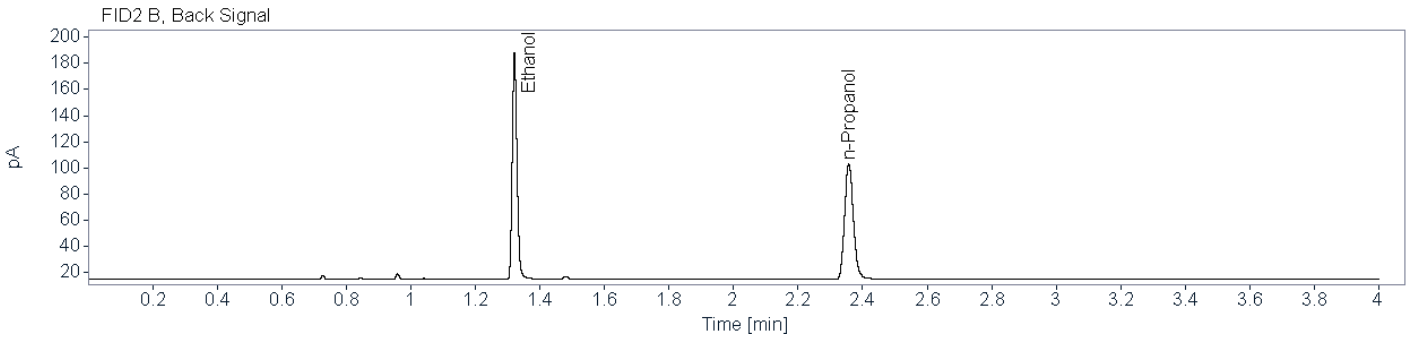
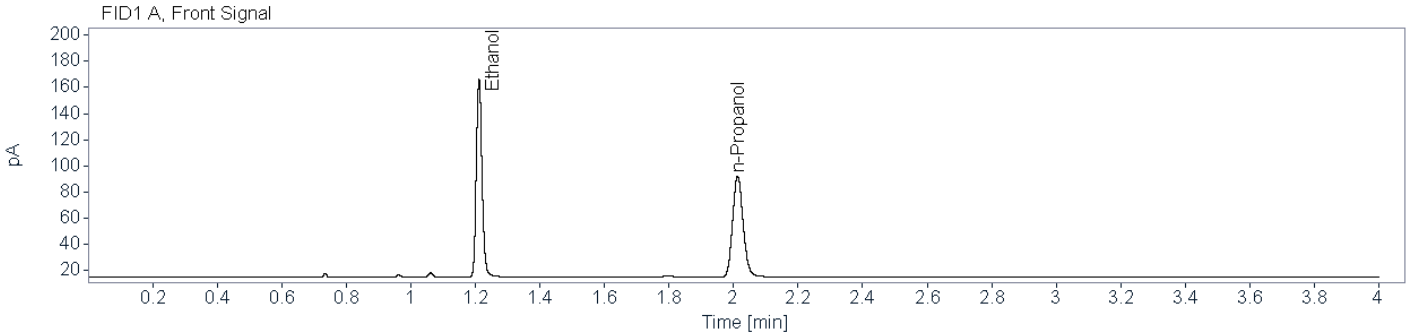


Brazoria County Sheriff's Office Crime Lab

Toxicology

Ethanol Analysis

Sample Name: BCCL-24-1313 001_001 (24-1746)
Description: Alq 1
Sample Barcode: 24-1746
Vial Number: 24
Instrument: BAC_2
Acq. Method: BAC.M
Injection Date: 8/19/2024 1:16:19 PM
Data File: C:\Chem32\2\Data\2024\BAC_20240819_KB 2024-08-19 11-05-46\024F2401.D



Name FID1A

Compound	Peak Symmetry	RT [min]	Expected RT[min]	Area	Concentration [g/100 mL]
Ethanol	0.84335	1.211	1.211	186.7983	0.1862
n-Propanol	0.86426	2.012	2.012	174.8013	0.0100

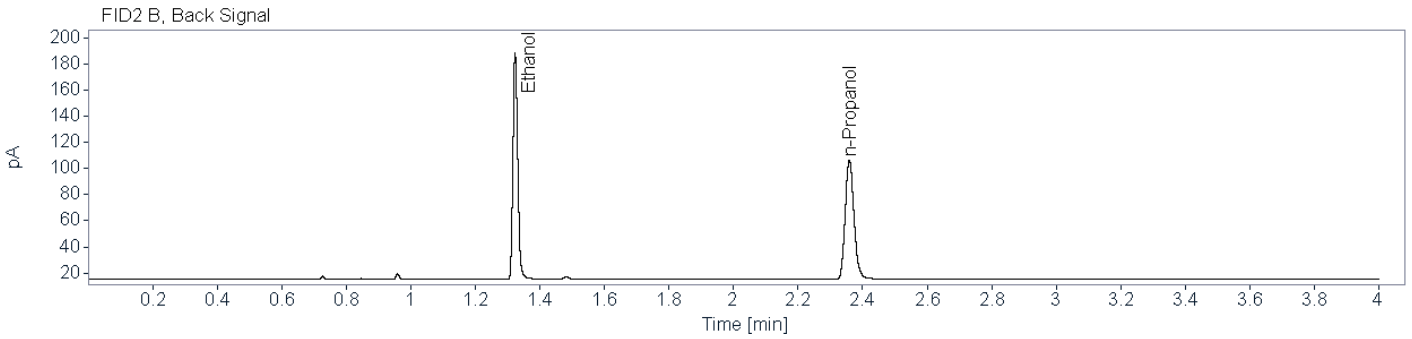
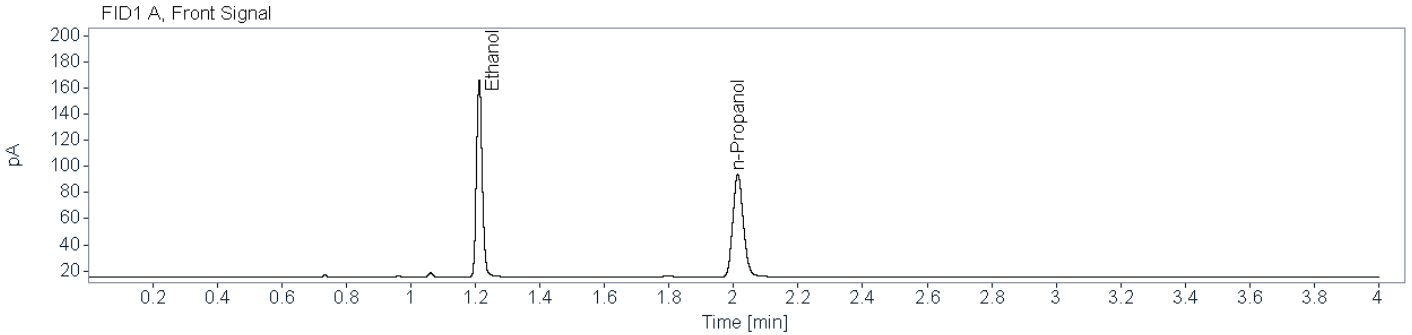
Name FID2B

Compound	Peak Symmetry	RT [min]	Expected RT[min]	Area	Concentration [g/100 mL]
Ethanol	0.80455	1.321	1.320	177.9514	0.1850
n-Propanol	0.83809	2.357	2.356	167.3033	0.0100



Brazoria County Sheriff's Office Crime Lab
Toxicology
Ethanol Analysis

Sample Name: BCCL-24-1313 001_001 (24-1764) **Description:** Alq 4-2 -KB 8/30/2024 **Sample Barcode:** 24-1764 **Vial Number:** 42
Instrument: BAC_2 **Acq. Method:** BAC.M **Injection Date:** 8/19/2024 2:50:47 PM
Data File: C:\Chem32\2\Data\2024\BAC_20240819_KB 2024-08-19 11-05-46\042F4201.D



Name FID1A

Compound	Peak Symmetry	RT [min]	Expected RT[min]	Area	Concentration [g/100 mL]
Ethanol	0.85346	1.212	1.211	187.6368	0.1836
n-Propanol	0.85619	2.013	2.012	178.0936	0.0100

Name FID2B

Compound	Peak Symmetry	RT [min]	Expected RT[min]	Area	Concentration [g/100 mL]
Ethanol	0.82503	1.323	1.320	179.1547	0.1806
n-Propanol	0.84548	2.359	2.356	172.5977	0.0100



Brazoria County Crime Laboratory

Toxicology

Ethanol Confirmation Worksheet

Lab Number: BCCL-24-1314 001_001

Batch Name: BAC_20240819_KB

Instrument: BAC-2

Analyst: Kayla M. Baylor

Specimen type: Blood Liquid Other: _____

Results:

	FID1		FID2
Ethanol			
Aliquot 1:	<u>0.0939</u>	Aliquot 1:	<u>0.0932</u>
Aliquot 2:	<u>0.0913</u>	Aliquot 2:	<u>0.0898</u>

KB 8/29/2024

~~Reported Result: 0.092 g/100 mL~~

~~Reported UM: 0.013 g/100 mL~~

Comments:

High QC failed to meet acceptance criteria, outside 5% of target, this sample will be repeated -KB 8/29/2024

Total Number of Printed Examination Pages: 0

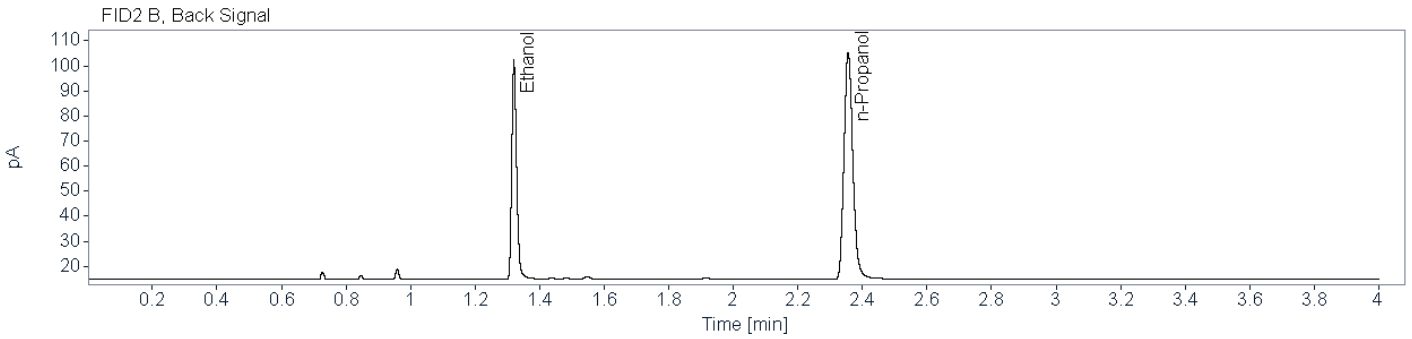
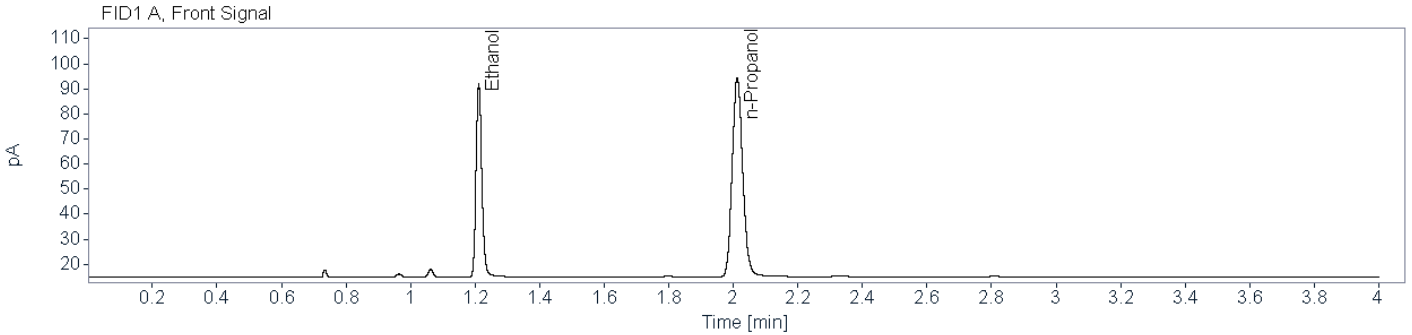


Brazoria County Sheriff's Office Crime Lab

Toxicology

Ethanol Analysis

Sample Name: BCCL-24-1314 001_001 (24-1747)
Description: Alq 1
Sample Barcode: 24-1747
Vial Number: 25
Instrument: BAC_2
Acq. Method: BAC.M
Injection Date: 8/19/2024 1:21:21 PM
Data File: C:\Chem32\2\Data\2024\BAC_20240819_KB 2024-08-19 11-05-46\025F2501.D



Name FID1A

Compound	Peak Symmetry	RT [min]	Expected RT[min]	Area	Concentration [g/100 mL]
Ethanol	0.82560	1.212	1.211	95.7474	0.0939
n-Propanol	0.86172	2.012	2.012	178.5365	0.0100

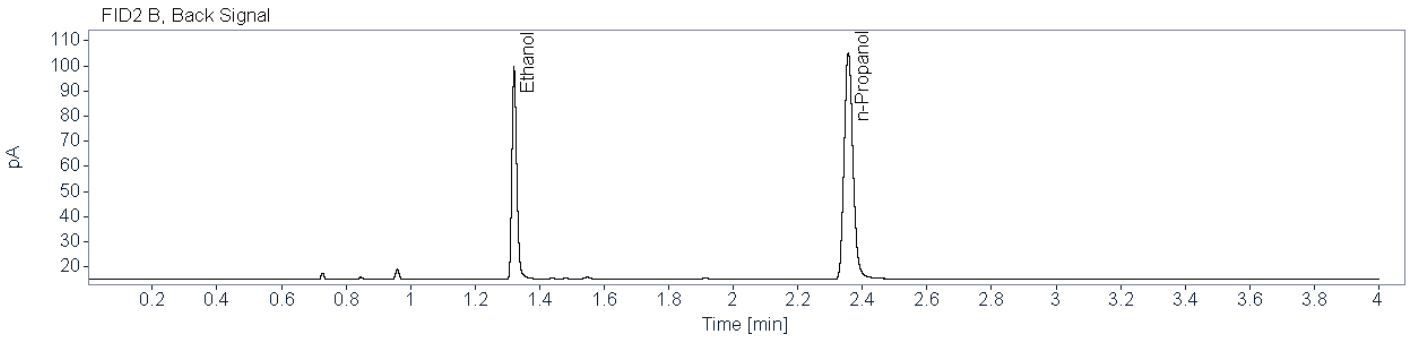
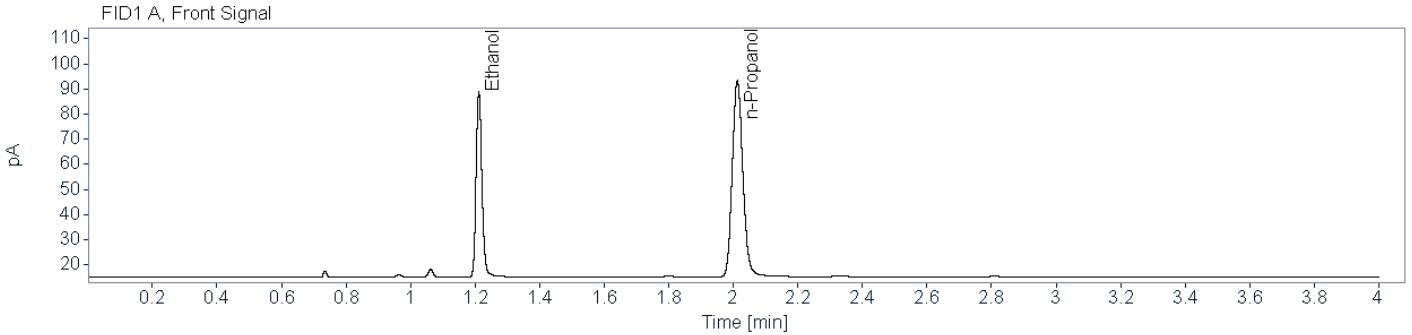
Name FID2B

Compound	Peak Symmetry	RT [min]	Expected RT[min]	Area	Concentration [g/100 mL]
Ethanol	0.76708	1.321	1.320	91.2343	0.0932
n-Propanol	0.83880	2.356	2.356	171.4264	0.0100



Brazoria County Sheriff's Office Crime Lab
Toxicology
Ethanol Analysis

Sample Name: BCCL-24-1314 001_001 (24-1763) **Description:** Alq+ 2 -KB 8/30/2024 **Sample Barcode:** 24-1763 **Vial Number:** 41
Instrument: BAC_2 **Acq. Method:** BAC.M **Injection Date:** 8/19/2024 2:45:16 PM
Data File: C:\Chem32\2\Data\2024\BAC_20240819_KB 2024-08-19 11-05-46\041F4101.D



Name FID1A

Compound	Peak Symmetry	RT [min]	Expected RT[min]	Area	Concentration [g/100 mL]
Ethanol	0.82413	1.212	1.211	91.7823	0.0913
n-Propanol	0.85677	2.012	2.012	176.0204	0.0100

Name FID2B

Compound	Peak Symmetry	RT [min]	Expected RT[min]	Area	Concentration [g/100 mL]
Ethanol	0.78628	1.321	1.320	87.8648	0.0898
n-Propanol	0.82855	2.356	2.356	171.3347	0.0100



Brazoria County Crime Laboratory

Toxicology

Ethanol Confirmation Worksheet

Lab Number: BCCL-24-1324 001_001

Batch Name: BAC_20240819_KB

Instrument: BAC-2

Analyst: Kayla M. Baylor

Specimen type: Blood Liquid Other: _____

Results:

	FID1		FID2
Ethanol			
Aliquot 1:	<u>0.0362</u>	Aliquot 1:	<u>0.0358</u>
Aliquot 2:	<u>0.0367</u>	Aliquot 2:	<u>0.0361</u>

KB 8/29/2024

Reported Result: ~~0.035~~ g/100 mL

Reported UM: ~~0.005~~ g/100 mL

Comments:

High QC failed to meet acceptance criteria, outside 5% of target, this sample will be repeated -KB 8/29/2024

Total Number of Printed Examination Pages: 0

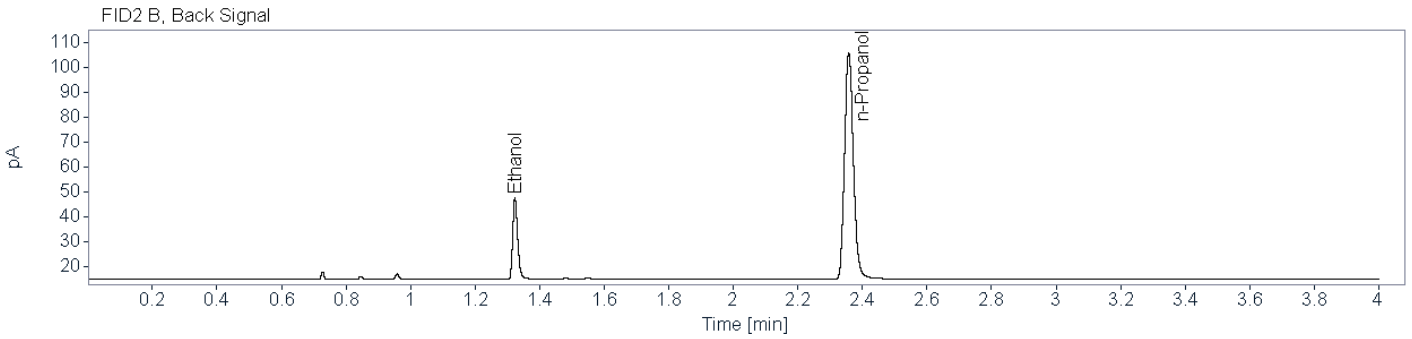
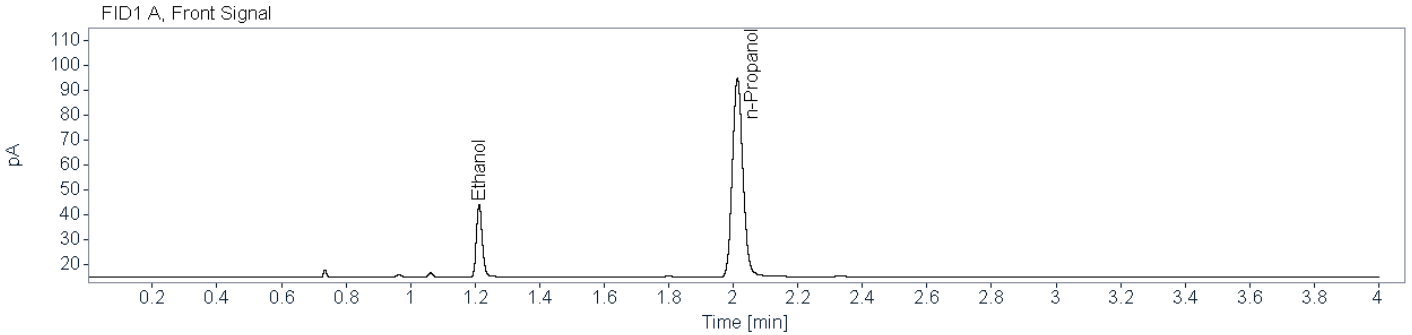


Brazoria County Sheriff's Office Crime Lab

Toxicology

Ethanol Analysis

Sample Name: BCCL-24-1324 001_001 (24-1748)
Description: Alq 1
Sample Barcode: 24-1748
Vial Number: 26
Instrument: BAC_2
Acq. Method: BAC.M
Injection Date: 8/19/2024 1:26:42 PM
Data File: C:\Chem32\2\Data\2024\BAC_20240819_KB 2024-08-19 11-05-46\026F2601.D



Name FID1A

Compound	Peak Symmetry	RT [min]	Expected RT[min]	Area	Concentration [g/100 mL]
Ethanol	0.83383	1.213	1.211	36.5812	0.0362
n-Propanol	0.86200	2.013	2.012	179.5659	0.0100

Name FID2B

Compound	Peak Symmetry	RT [min]	Expected RT[min]	Area	Concentration [g/100 mL]
Ethanol	0.74487	1.323	1.320	34.5978	0.0358
n-Propanol	0.84154	2.358	2.356	172.6912	0.0100



Brazoria County Crime Laboratory

Toxicology

Ethanol Confirmation Worksheet

Lab Number: BCCL-24-1327 001_001

Batch Name: BAC_20240819_KB

Instrument: BAC-2

Analyst: Kayla M. Baylor

Specimen type: Blood Liquid Other: _____

Results:

	FID1		FID2
Ethanol			
Aliquot 1:	<u>0.0322</u>	Aliquot 1:	<u>0.0321</u>
Aliquot 2:	<u>0.0328</u>	Aliquot 2:	<u>0.0325</u>

KB 8/29/2024


~~Reported Result: 0.032 g/100 mL~~

~~Reported UM: 0.005 g/100 mL~~

Comments:

High QC failed to meet acceptance criteria, outside 5% of target, this sample will be repeated -KB 8/29/2024

Total Number of Printed Examination Pages: 0

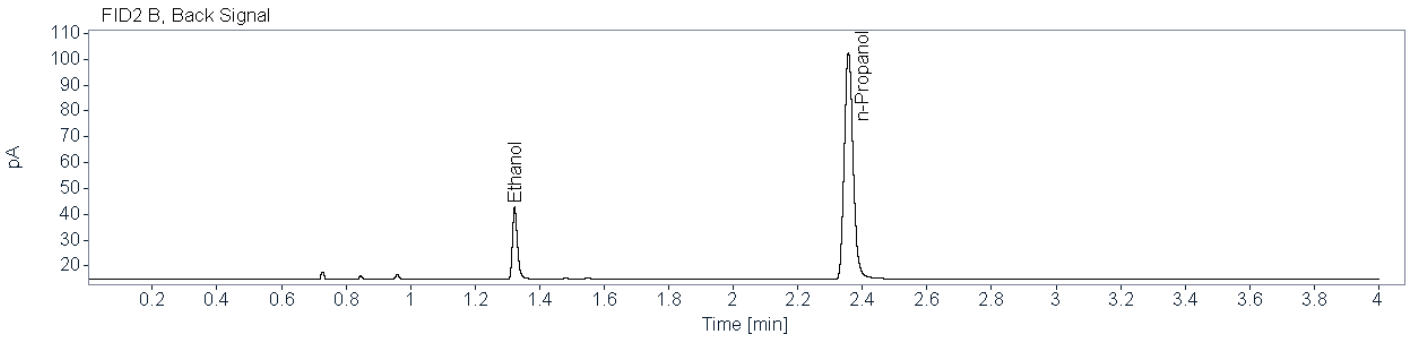
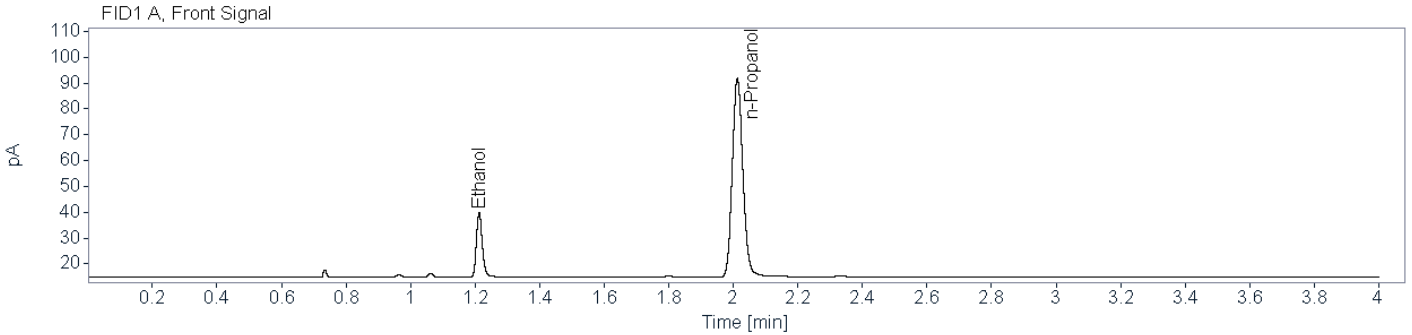


Brazoria County Sheriff's Office Crime Lab

Toxicology

Ethanol Analysis

Sample Name: BCCL-24-1327 001_001 (24-1749)
Description: Alq 1
Sample Barcode: 24-1749
Vial Number: 27
Instrument: BAC_2
Acq. Method: BAC.M
Injection Date: 8/19/2024 1:31:45 PM
Data File: C:\Chem32\2\Data\2024\BAC_20240819_KB 2024-08-19 11-05-46\027F2701.D



Name FID1A

Compound	Peak Symmetry	RT [min]	Expected RT[min]	Area	Concentration [g/100 mL]
Ethanol	0.82516	1.213	1.211	31.3093	0.0322
n-Propanol	0.85840	2.012	2.012	173.1959	0.0100

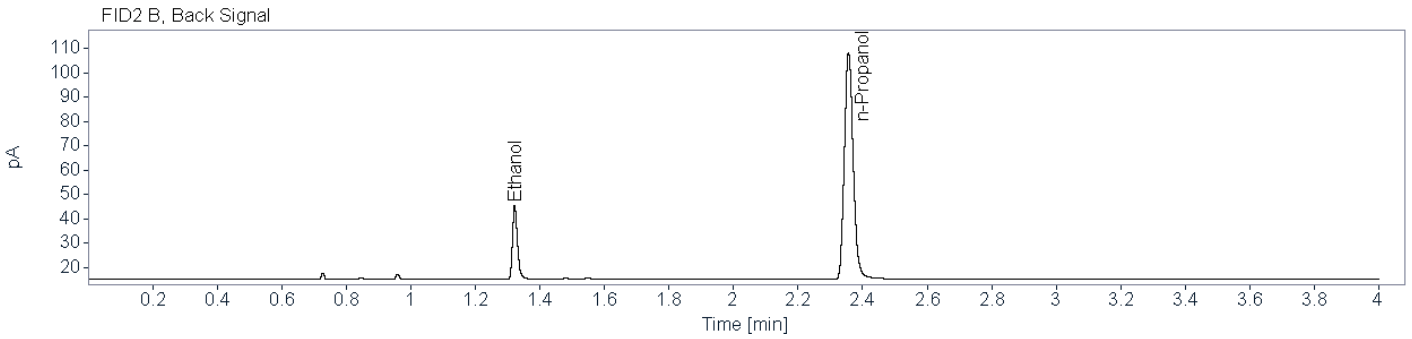
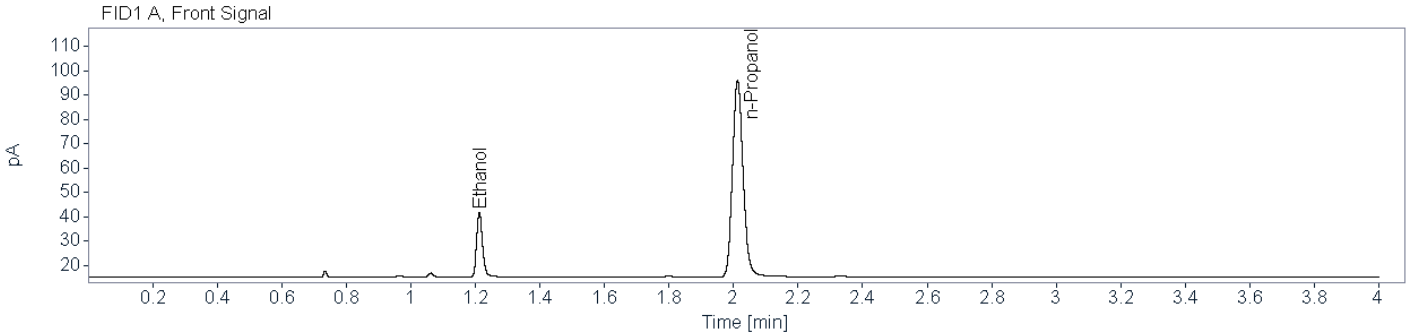
Name FID2B

Compound	Peak Symmetry	RT [min]	Expected RT[min]	Area	Concentration [g/100 mL]
Ethanol	0.74427	1.323	1.320	29.8367	0.0321
n-Propanol	0.83194	2.357	2.356	166.7003	0.0100



Brazoria County Sheriff's Office Crime Lab
Toxicology
Ethanol Analysis

Sample Name: BCCL-24-1327 001_001 (24-1761) **Description:** Alq 4-2 -KB 8/30/2024 **Sample Barcode:** 24-1761 **Vial Number:** 39
Instrument: BAC_2 **Acq. Method:** BAC.M **Injection Date:** 8/19/2024 2:34:52 PM
Data File: C:\Chem32\2\Data\2024\BAC_20240819_KB 2024-08-19 11-05-46\039F3901.D



Name FID1A

Compound	Peak Symmetry	RT [min]	Expected RT[min]	Area	Concentration [g/100 mL]
Ethanol	0.82235	1.212	1.211	33.4997	0.0328
n-Propanol	0.86135	2.012	2.012	182.2297	0.0100

Name FID2B

Compound	Peak Symmetry	RT [min]	Expected RT[min]	Area	Concentration [g/100 mL]
Ethanol	0.73914	1.322	1.320	32.0998	0.0325
n-Propanol	0.83499	2.356	2.356	177.0116	0.0100



Brazoria County Crime Laboratory

Toxicology

Ethanol Confirmation Worksheet

Lab Number:

BCCL-24-1328 001_001

Batch Name: BAC_20240819_KB

Instrument: BAC-2

Analyst: Kayla M. Baylor

Specimen type:



Blood



Liquid



Other: _____

Results:

Ethanol

FID1

FID2

Aliquot 1:

0.0000

Aliquot 1:

0.0000

Aliquot 2:

0.0000

Aliquot 2:

0.0000

Reported Result: none detected

Reported UM: _____

Comments:

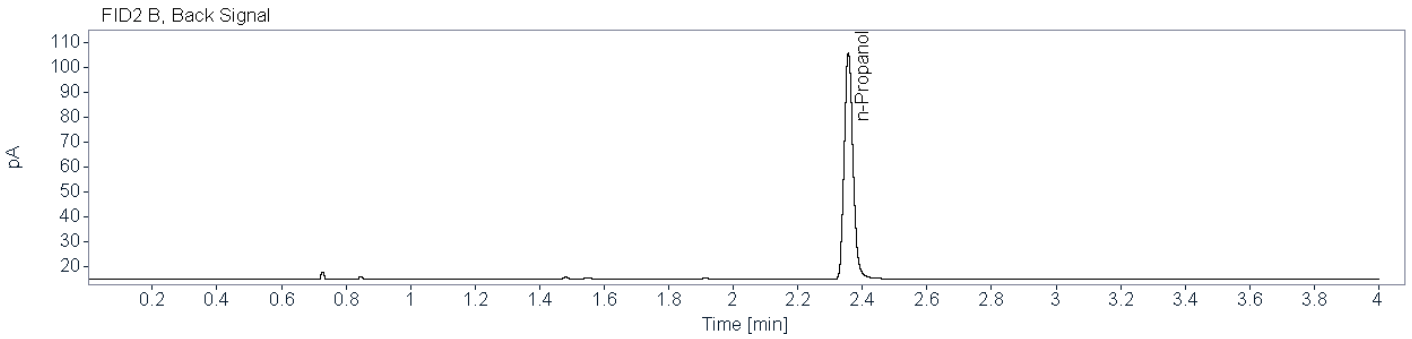
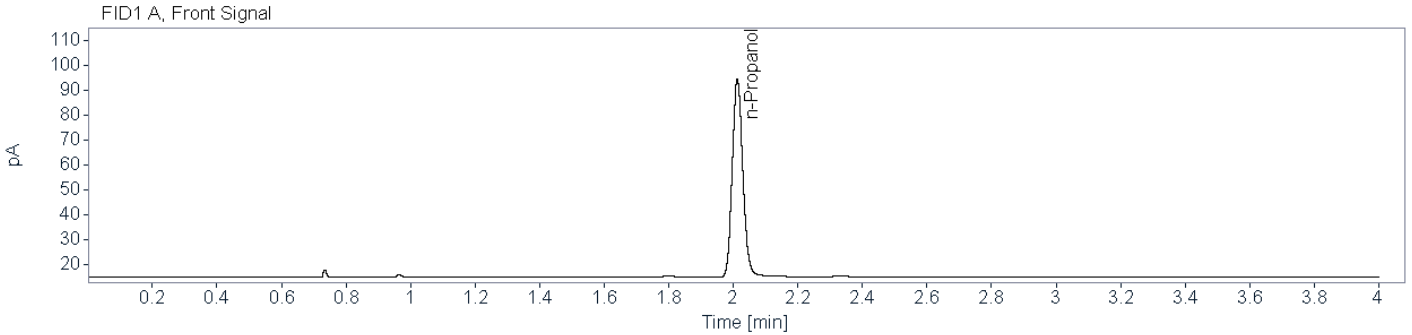
High QC failed to meet acceptance criteria, outside 5% of target, this sample is negative and will be reported -KB 8/29/2024

Total Number of Printed Examination Pages: 0



Brazoria County Sheriff's Office Crime Lab
Toxicology
Ethanol Analysis

Sample Name: BCCL-24-1328 001_001 (24-1750) **Description:** Alq 1 **Sample Barcode:** 24-1750 **Vial Number:** 28
Instrument: BAC_2 **Acq. Method:** BAC.M **Injection Date:** 8/19/2024 1:37:07 PM
Data File: C:\Chem32\2\Data\2024\BAC_20240819_KB 2024-08-19 11-05-46\028F2801.D



Name FID1A

Compound	Peak Symmetry	RT [min]	Expected RT[min]	Area	Concentration [g/100 mL]
n-Propanol	0.86049	2.012	2.012	179.1607	0.0100

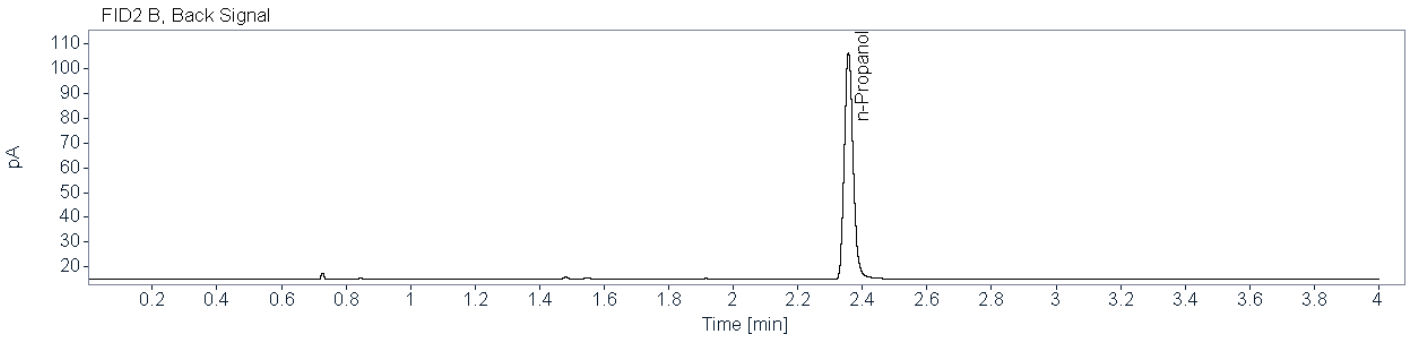
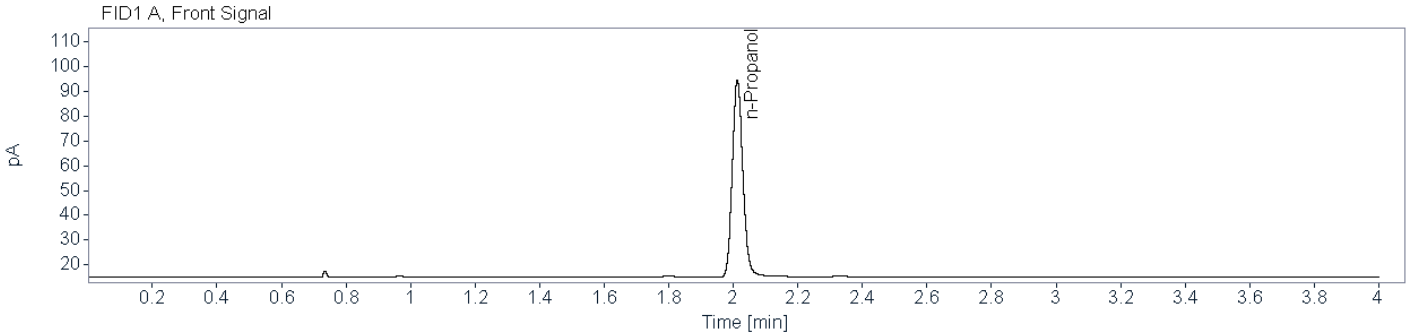
Name FID2B

Compound	Peak Symmetry	RT [min]	Expected RT[min]	Area	Concentration [g/100 mL]
n-Propanol	0.83297	2.357	2.356	172.7122	0.0100



Brazoria County Sheriff's Office Crime Lab
Toxicology
Ethanol Analysis

Sample Name: BCCL-24-1328 001_001 (24-1760) **Description:** Alq + 2 -KB 8/30/2024 **Sample Barcode:** 24-1760 **Vial Number:** 38
Instrument: BAC_2 **Acq. Method:** BAC.M **Injection Date:** 8/19/2024 2:29:58 PM
Data File: C:\Chem32\2\Data\2024\BAC_20240819_KB 2024-08-19 11-05-46\038F3801.D



Name FID1A

Compound	Peak Symmetry	RT [min]	Expected RT[min]	Area	Concentration [g/100 mL]
n-Propanol	0.85727	2.012	2.012	178.4765	0.0100

Name FID2B

Compound	Peak Symmetry	RT [min]	Expected RT[min]	Area	Concentration [g/100 mL]
n-Propanol	0.83104	2.357	2.356	173.3986	0.0100



Brazoria County Crime Laboratory

Toxicology

Ethanol Confirmation Worksheet

Lab Number: BCCL-24-1329 001_001

Batch Name: BAC_20240819_KB

Instrument: BAC-2

Analyst: Kayla M. Baylor

Specimen type: Blood Liquid Other: _____

Results:

	FID1		FID2
Ethanol			
Aliquot 1:	<u>0.1568</u>	Aliquot 1:	<u>0.1551</u>
Aliquot 2:	<u>0.1558</u>	Aliquot 2:	<u>0.1532</u>

KB 8/29/2024

~~Reported Result: 0.155 g/100 mL~~

~~Reported UM: 0.022 g/100 mL~~

Comments:

High QC failed to meet acceptance criteria, outside 5% of target, this sample will be repeated -KB 8/29/2024

Total Number of Printed Examination Pages: 0

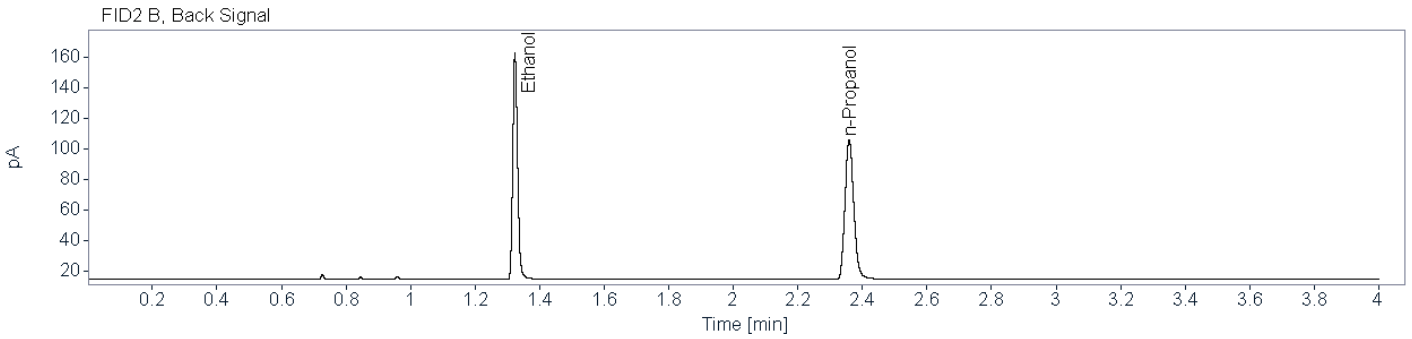
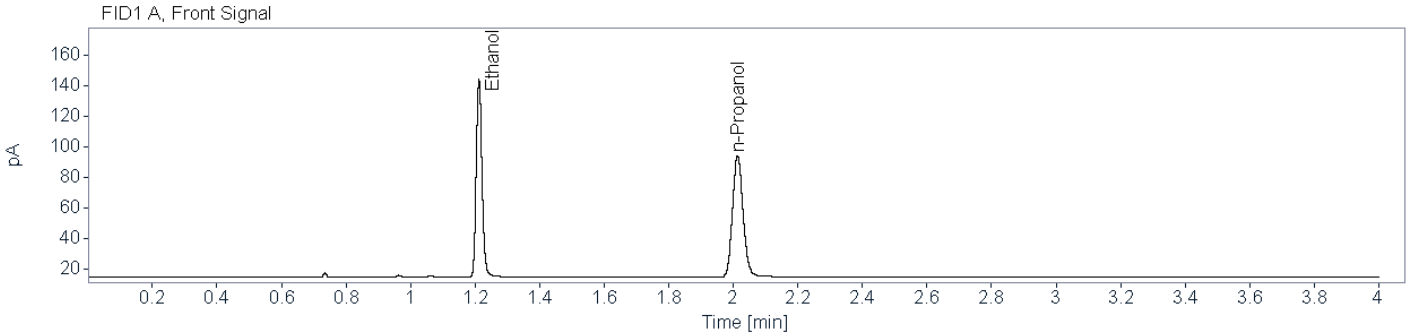


Brazoria County Sheriff's Office Crime Lab

Toxicology

Ethanol Analysis

Sample Name: BCCL-24-1329 001_001 (24-1751)
Description: Alq 1
Sample Barcode: 24-1751
Vial Number: 29
Instrument: BAC_2
Acq. Method: BAC.M
Injection Date: 8/19/2024 1:42:52 PM
Data File: C:\Chem32\2\Data\2024\BAC_20240819_KB 2024-08-19 11-05-46\029F2901.D



Name FID1A

Compound	Peak Symmetry	RT [min]	Expected RT[min]	Area	Concentration [g/100 mL]
Ethanol	0.84912	1.212	1.211	161.0367	0.1568
n-Propanol	0.86505	2.013	2.012	179.1264	0.0100

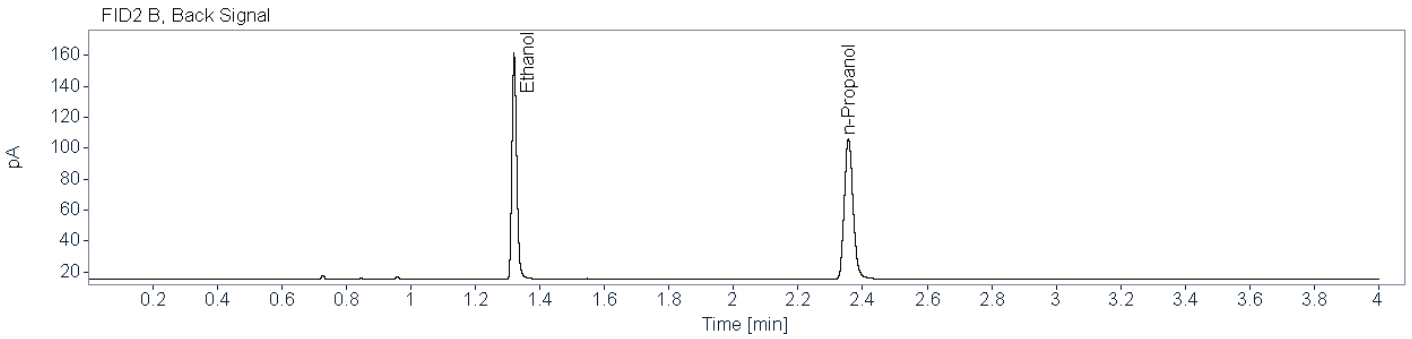
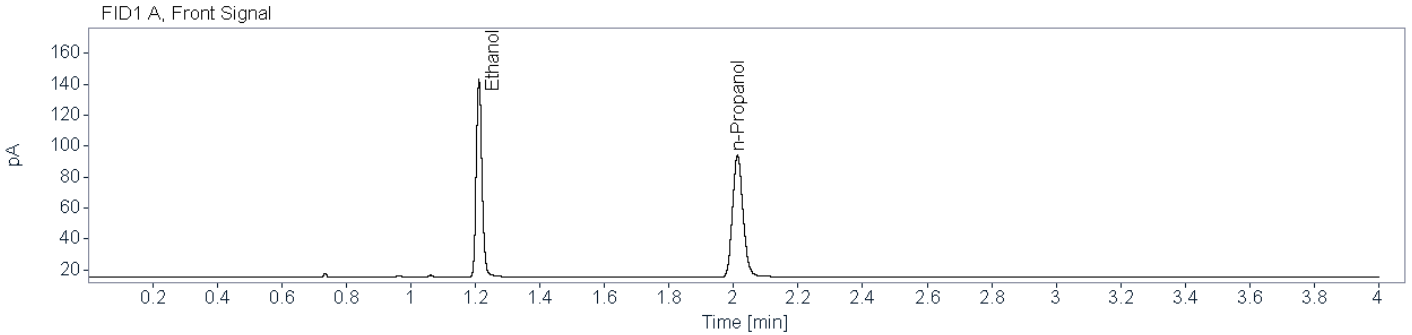
Name FID2B

Compound	Peak Symmetry	RT [min]	Expected RT[min]	Area	Concentration [g/100 mL]
Ethanol	0.80554	1.324	1.320	153.7141	0.1551
n-Propanol	0.84392	2.359	2.356	172.5676	0.0100



Brazoria County Sheriff's Office Crime Lab
Toxicology
Ethanol Analysis

Sample Name: BCCL-24-1329 001_001 (24-1759) **Description:** Alq 4-2 -KB 8/30/2024 **Sample Barcode:** 24-1759 **Vial Number:** 37
Instrument: BAC_2 **Acq. Method:** BAC.M **Injection Date:** 8/19/2024 2:24:28 PM
Data File: C:\Chem32\2\Data\2024\BAC_20240819_KB 2024-08-19 11-05-46\037F3701.D



Name FID1A

Compound	Peak Symmetry	RT [min]	Expected RT[min]	Area	Concentration [g/100 mL]
Ethanol	0.83213	1.211	1.211	158.5327	0.1558
n-Propanol	0.85586	2.012	2.012	177.5364	0.0100

Name FID2B

Compound	Peak Symmetry	RT [min]	Expected RT[min]	Area	Concentration [g/100 mL]
Ethanol	0.80382	1.320	1.320	151.6278	0.1532
n-Propanol	0.83058	2.356	2.356	172.3374	0.0100



Brazoria County Crime Laboratory

Toxicology

Ethanol Confirmation Worksheet

Lab Number: BCCL-24-1341 001_001

Batch Name: BAC_20240819_KB

Instrument: BAC-2

Analyst: Kayla M. Baylor

Specimen type: Blood Liquid Other: _____

Results:

	FID1		FID2
Ethanol			
Aliquot 1:	<u>0.1175</u>	Aliquot 1:	<u>0.1158</u>
Aliquot 2:	<u>0.1187</u>	Aliquot 2:	<u>0.1168</u>

KB 8/29/2024

~~Reported Result: 0.117 g/100 mL~~

~~Reported UM: 0.017 g/100 mL~~

Comments:

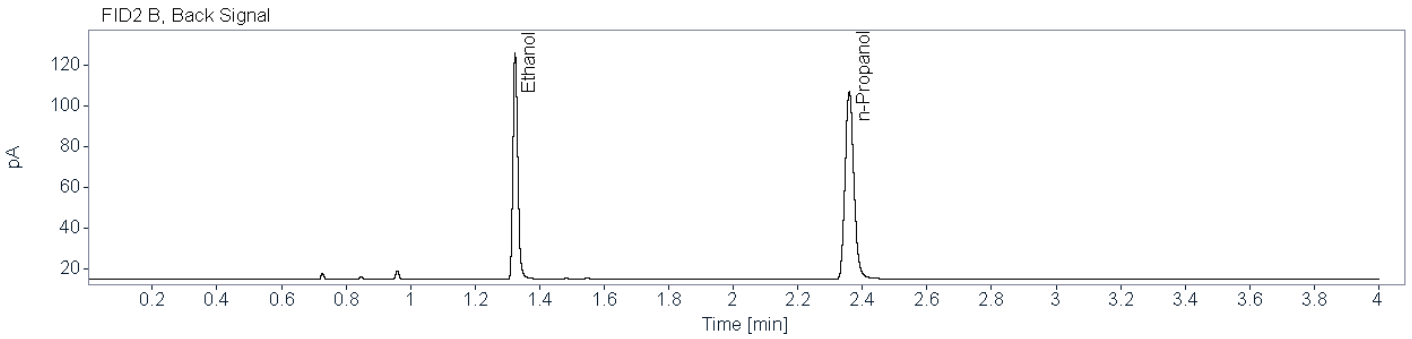
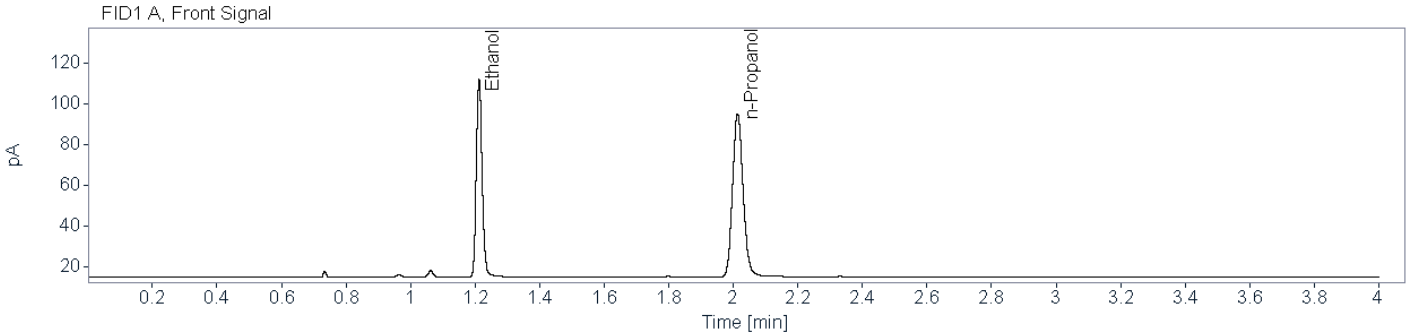
High QC failed to meet acceptance criteria, outside 5% of target, this sample will be repeated -KB 8/29/2024

Total Number of Printed Examination Pages: 0



Brazoria County Sheriff's Office Crime Lab
Toxicology
Ethanol Analysis

Sample Name: BCCL-24-1341 001_001 (24-1752) **Description:** Alq 1 **Sample Barcode** 24-1752 **Vial Number:** 30
Instrument: BAC_2 **Acq. Method:** BAC.M **Injection Date:** 8/19/2024 1:48:22 PM
Data File: C:\Chem32\2\Data\2024\BAC_20240819_KB 2024-08-19 11-05-46\030F3001.D




Name FID1A

Compound	Peak Symmetry	RT [min]	Expected RT[min]	Area	Concentration [g/100 mL]
Ethanol	0.84534	1.212	1.211	121.7690	0.1175
n-Propanol	0.86453	2.013	2.012	181.0587	0.0100

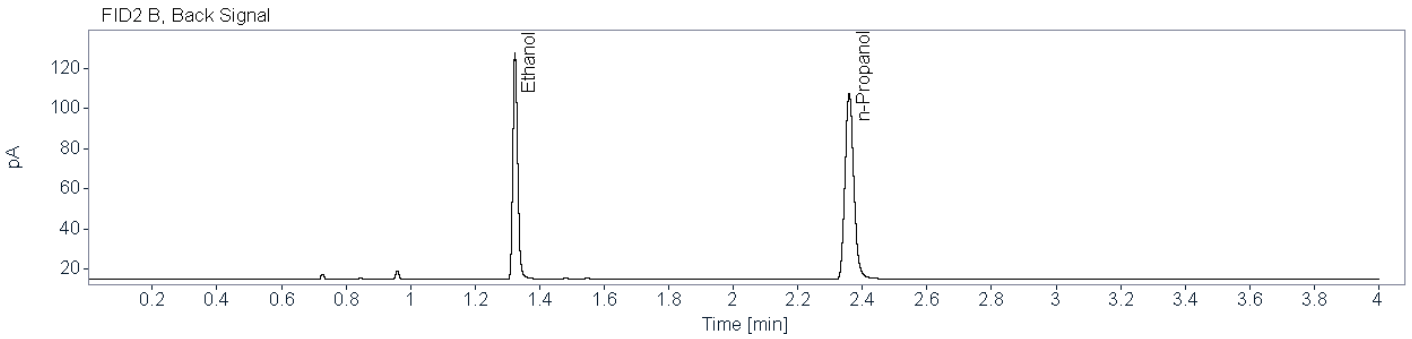
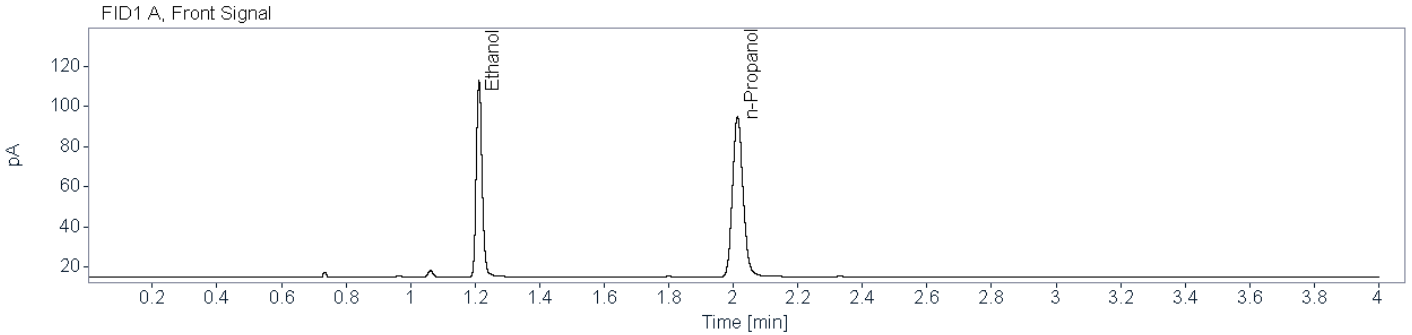
Name FID2B

Compound	Peak Symmetry	RT [min]	Expected RT[min]	Area	Concentration [g/100 mL]
Ethanol	0.81132	1.324	1.320	115.8779	0.1158
n-Propanol	0.84512	2.359	2.356	174.7573	0.0100



Brazoria County Sheriff's Office Crime Lab
Toxicology
Ethanol Analysis

Sample Name: BCCL-24-1341 001_001 (24-1758) **Description:** Alq 4 2 -KB 8/30/2024 **Sample Barcode** 24-1758 **Vial Number:** 36
Instrument: BAC_2 **Acq. Method:** BAC.M **Injection Date:** 8/19/2024 2:19:35 PM
Data File: C:\Chem32\2\Data\2024\BAC_20240819_KB 2024-08-19 11-05-46\036F3601.D



Name FID1A

Compound	Peak Symmetry	RT [min]	Expected RT[min]	Area	Concentration [g/100 mL]
Ethanol	0.83746	1.212	1.211	122.1439	0.1187
n-Propanol	0.86030	2.013	2.012	179.7961	0.0100

Name FID2B

Compound	Peak Symmetry	RT [min]	Expected RT[min]	Area	Concentration [g/100 mL]
Ethanol	0.80374	1.324	1.320	117.0140	0.1168
n-Propanol	0.84731	2.359	2.356	174.8647	0.0100



Brazoria County Crime Laboratory

Toxicology

Ethanol Confirmation Worksheet

Lab Number: BCCL-24-1360 001_001

Batch Name: BAC_20240819_KB

Instrument: BAC-2

Analyst: Kayla M. Baylor

Specimen type: Blood Liquid Other: _____

Results:

	FID1		FID2
Ethanol			
Aliquot 1:	<u>0.1614</u>	Aliquot 1:	<u>0.1589</u>
Aliquot 2:	<u>0.1727</u>	Aliquot 2:	<u>0.1700</u>

KB 8/29/2024

~~Reported Result: 0.165 g/100 mL~~

~~Reported UM: 0.024 g/100 mL~~

Comments:

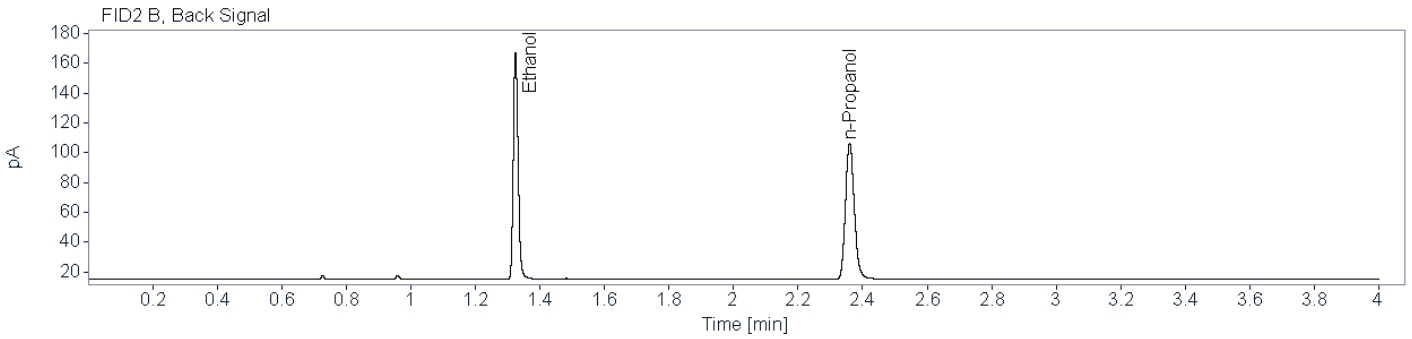
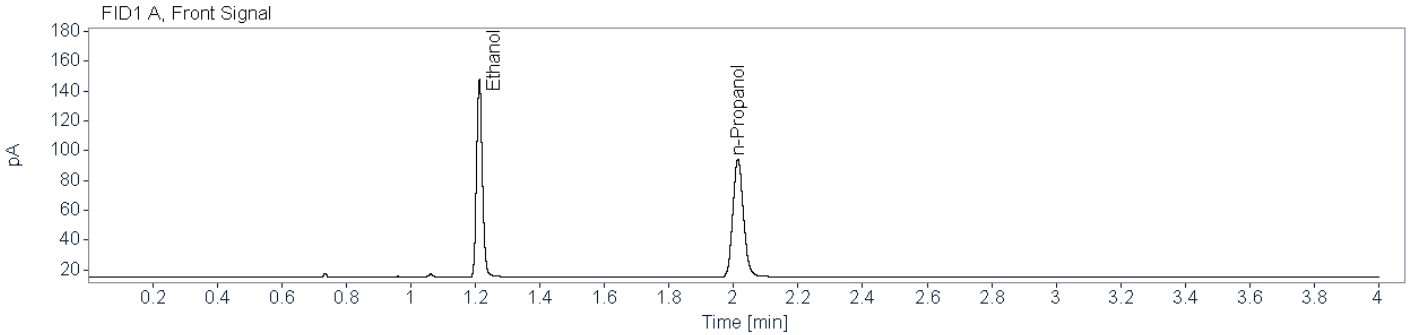
High QC failed to meet acceptance criteria, outside 5% of target, this sample will be repeated -KB 8/29/2024

Total Number of Printed Examination Pages: 0



Brazoria County Sheriff's Office Crime Lab
Toxicology
Ethanol Analysis

Sample Name: BCCL-24-1360 001_001 (24-1753) **Description:** Alq 1 **Sample Barcode:** 24-1753 **Vial Number:** 31
Instrument: BAC_2 **Acq. Method:** BAC.M **Injection Date:** 8/19/2024 1:53:17 PM
Data File: C:\Chem32\2\Data\2024\BAC_20240819_KB 2024-08-19 11-05-46\031F3101.D



Name FID1A

Compound	Peak Symmetry	RT [min]	Expected RT[min]	Area	Concentration [g/100 mL]
Ethanol	0.85593	1.212	1.211	165.7341	0.1614
n-Propanol	0.85104	2.013	2.012	179.1183	0.0100

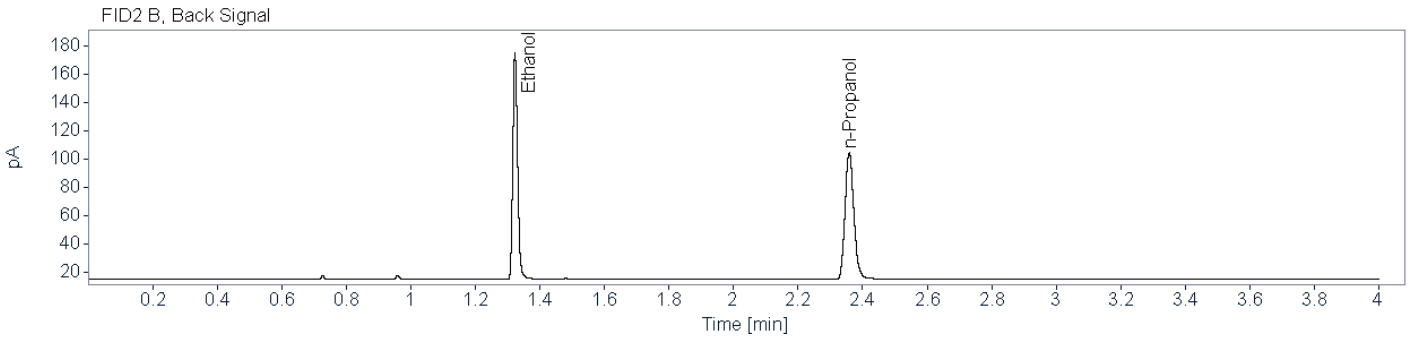
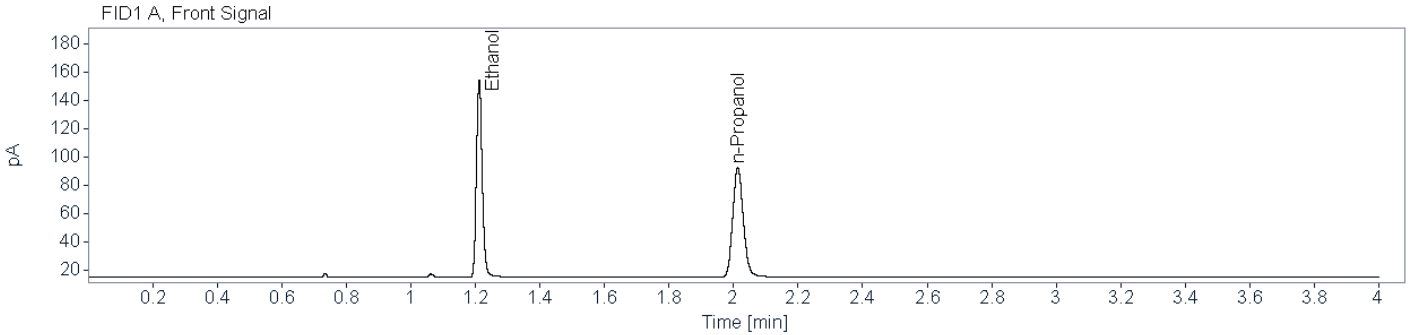
Name FID2B

Compound	Peak Symmetry	RT [min]	Expected RT[min]	Area	Concentration [g/100 mL]
Ethanol	0.81622	1.325	1.320	158.2558	0.1589
n-Propanol	0.83446	2.360	2.356	173.4202	0.0100



Brazoria County Sheriff's Office Crime Lab
Toxicology
Ethanol Analysis

Sample Name: BCCL-24-1360 001_001 (24-1757) **Description:** Alq 4-2 -KB 8/30/2024 **Sample Barcode:** 24-1757 **Vial Number:** 35
Instrument: BAC_2 **Acq. Method:** BAC.M **Injection Date:** 8/19/2024 2:14:04 PM
Data File: C:\Chem32\2\Data\2024\BAC_20240819_KB 2024-08-19 11-05-46\035F3501.D



Name FID1A

Compound	Peak Symmetry	RT [min]	Expected RT[min]	Area	Concentration [g/100 mL]
Ethanol	0.84363	1.212	1.211	172.9505	0.1727
n-Propanol	0.86188	2.013	2.012	174.5465	0.0100

Name FID2B

Compound	Peak Symmetry	RT [min]	Expected RT[min]	Area	Concentration [g/100 mL]
Ethanol	0.80645	1.323	1.320	165.2563	0.1700
n-Propanol	0.84252	2.358	2.356	169.1501	0.0100



Brazoria County Crime Laboratory

Toxicology

Ethanol Confirmation Worksheet

Lab Number:

BCCL-24-1361 001_001

Batch Name: BAC_20240819_KB

Instrument: BAC-2

Analyst: Kayla M. Baylor

Specimen type:



Blood



Liquid



Other: _____

Results:

Ethanol

FID1

FID2

Aliquot 1:

0.0000

Aliquot 1:

0.0000

Aliquot 2:

0.0000

Aliquot 2:

0.0000


Reported Result: none detected

Reported UM: _____

Comments:

High QC failed to meet acceptance criteria, outside 5% of target, this sample is negative and will be reported -KB 8/29/2024

Total Number of Printed Examination Pages: 0

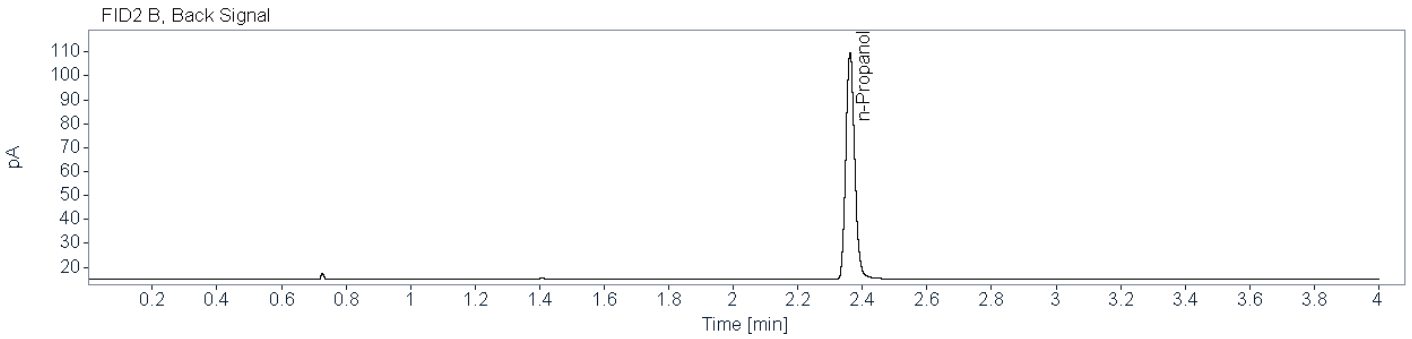
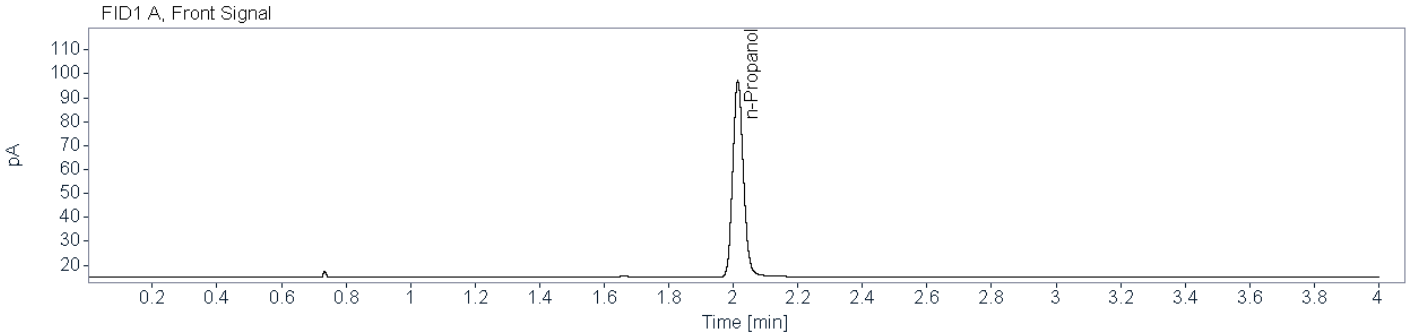


Brazoria County Sheriff's Office Crime Lab

Toxicology

Ethanol Analysis

Sample Name: BCCL-24-1361 001_001 (24-1754)
Description: Alq 1
Sample Barcode: 24-1754
Vial Number: 32
Instrument: BAC_2
Acq. Method: BAC.M
Injection Date: 8/19/2024 1:58:46 PM
Data File: C:\Chem32\2\Data\2024\BAC_20240819_KB 2024-08-19 11-05-46\032F3201.D




Name FID1A

Compound	Peak Symmetry	RT [min]	Expected RT[min]	Area	Concentration [g/100 mL]
n-Propanol	0.85159	2.014	2.012	185.5296	0.0100

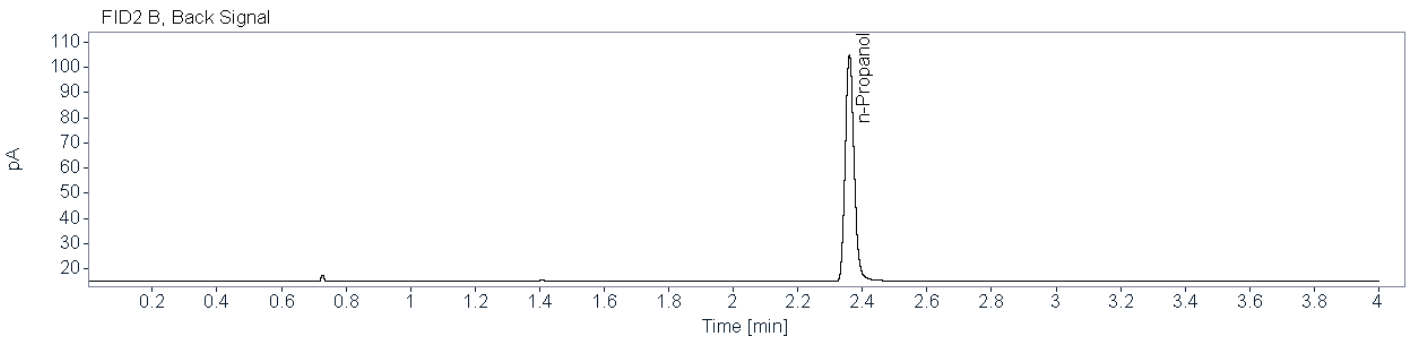
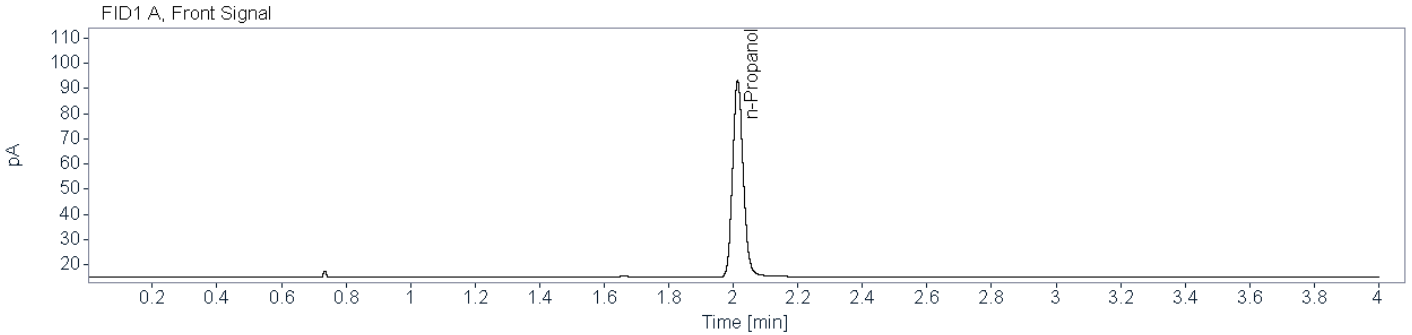
Name FID2B

Compound	Peak Symmetry	RT [min]	Expected RT[min]	Area	Concentration [g/100 mL]
n-Propanol	0.85192	2.362	2.356	180.6267	0.0100



Brazoria County Sheriff's Office Crime Lab
Toxicology
Ethanol Analysis

Sample Name: BCCL-24-1361 001_001 (24-1756) **Description:** Alq4-2 -KB 8/30/2024 **Sample Barcode:** 24-1756 **Vial Number:** 34
Instrument: BAC_2 **Acq. Method:** BAC.M **Injection Date:** 8/19/2024 2:09:10 PM
Data File: C:\Chem32\2\Data\2024\BAC_20240819_KB 2024-08-19 11-05-46\034F3401.D



Name FID1A

Compound	Peak Symmetry	RT [min]	Expected RT[min]	Area	Concentration [g/100 mL]
n-Propanol	0.86513	2.014	2.012	176.5741	0.0100

Name FID2B

Compound	Peak Symmetry	RT [min]	Expected RT[min]	Area	Concentration [g/100 mL]
n-Propanol	0.83250	2.360	2.356	171.0815	0.0100