



## Brazoria County Crime Laboratory BAC Batch Review Checklist

<b>Batch Name:</b> BAC_20240925_KB		<b>Analyst Review</b>	<b>Technical Review</b>
<b>BAC Summary</b>	Verify batch name, instrument, analyst, UM%, and QC targets	✓	✓
	Verify Cal 1 obtained values and IS area counts	✓	✓
	Verify IS of all QCs and samples fall within acceptable area count range	✓	✓
<b>BAC Batch Information</b>	IS/calibrators/QCs lot numbers, expiration dates, and inventory numbers listed	✓	✓
	Confirm standards and/or reagents made in-house are verified	✓	✓
	Pipette(s) listed	✓	✓
<b>Sequence(s)</b>	Verify date is consistent with batch date	✓	✓
	Verify method used for all samples is correct, and all pages accounted for	✓	✓
	Reviewer verified, initialed, and dated sequence	✓	✓
<b>Method</b>	Verify correct method is included, and all pages accounted for	✓	✓
<b>Performance Check</b>	Verify air blank and PC are acceptable	✓	✓
<b>Calibration Table &amp; Curve</b>	Verify date is consistent with calibration date, and all pages accounted for	✓	✓
	Verify R <sup>2</sup> values are acceptable for ethanol	✓	✓
<b>Data</b>	Verify calibrator area counts listed in the calibration table for ethanol	✓	✓
	Verify chromatography, retention time, and symmetry values are acceptable for ethanol	✓	✓
	Verify calibrators and QCs are within acceptable range for ethanol	✓	✓
	Verify all cases listed on BAC summary have data	✓	✓
	Verify barcodes match	✓	✓
<b>Ethanol Confirmation Worksheet(s)</b>	Verify aliquot values against data for all case samples	✓	✓
	Verify Reported Result and UM for all case samples	✓	✓
<b>JTrax</b>	Verify Reported Result and Reported UM against BAC Confirmation Worksheet(s) for all case samples	✓	✓
Verify QCs were added to QC log		✓	✓
All comments and/or strikethroughs, if any, initialed		✓	✓
All printed pages initialed		✓	✓
Total number of pages		127	✓

Analyst Review

Signature: Kayla M. Baylor Digitally signed by Kayla M. Baylor  
Date: 2024.10.03 08:48:43 -05'00'

Date: 10/3/2024

Technical Review

Signature: Melissa Henry Digitally signed by Melissa Henry  
Date: 2024.10.07 15:48:32 -05'00'

Date: 10/7/2024



Batch Name: BAC\_20240925\_KB

## Technical Review Notes

N/A -- 10/7/2024 mh

BAC Summary Worksheet



Batch Name:	BAC_20240925_KB
Instrument:	BAC-1
Analyst:	Kayla M. Baylor
UM%:	14.39
Units:	g/100 mL (unless otherwise stated)

Average Calibrator IS Area Counts		FID1	FID2
Acceptance Range	Min	194.6178	177.2801
	Max	175.1560	159.5521
		214.0796	195.0081

Calibrators	Ethanol Obtained Value		Ethanol Average	% Difference			IS Area Counts	
	FID1	FID2		Average & Target	FID1 & Average	FID2 & Average	FID1	FID2
0.010 g/100mL Calibrator	0.0105	0.0105	0.0105	5.00	0.00	0.00	191.9186	175.8735
0.025 g/100mL Calibrator	0.0247	0.0247	0.0247	-1.20	0.00	0.00	194.9472	177.9138
0.050 g/100mL Calibrator	0.0488	0.0490	0.0489	-2.20	-0.20	0.20	195.1753	177.6196
0.100 g/100mL Calibrator	0.0981	0.0982	0.0981	-1.90	0.00	0.10	197.5657	179.7571
0.200 g/100mL Calibrator	0.1980	0.1977	0.1978	-1.10	0.10	-0.05	193.9752	176.3998
0.400 g/100mL Calibrator	0.3999	0.4000	0.3999	-0.03	0.00	0.03	195.3998	177.6055
0.500 g/100mL Calibrator	0.5050	0.5051	0.5050	1.00	0.00	0.02	193.3430	175.7911

Calibrators	Level	Target	Acceptance Range	
		Min	Max	
	Level 1	0.0100	0.0090	0.0110
	Level 2	0.0250	0.0225	0.0275
	Level 3	0.0500	0.0450	0.0550
	Level 4	0.1000	0.0950	0.1050
	Level 5	0.2000	0.1900	0.2100
	Level 6	0.4000	0.3800	0.4200
	Level 7	0.5000	0.4750	0.5250

Controls	Ethanol Obtained Value		Ethanol Average	% Difference			IS Area Counts	
	FID1	FID2		Average & Target	FID1 & Average	FID2 & Average	FID1	FID2
Negative	0.0000	0.0000	0.0000	-	-	-	199.5212	181.2267
High QC	0.3986	0.3996	0.3991	-0.23	-0.13	0.13	197.9109	179.5381
Low QC	0.0786	0.0790	0.0788	-1.50	-0.25	0.25	198.6849	180.3401
Blood QC A	0.0736	0.0734	0.0735	-6.73	0.14	-0.14	195.0036	176.6671
Blood QC B	0.1887	0.1895	0.1891	-1.36	-0.21	0.21	196.5746	177.8651
Blood QC A	0.0783	0.0786	0.0784	-0.51	-0.13	0.26	190.5567	172.1063
Blood QC B	0.1829	0.1839	0.1834	-4.33	-0.27	0.27	194.2508	175.2299
Blood QC A	0.0752	0.0756	0.0754	-4.31	-0.27	0.27	193.7424	174.8787
Blood QC B	0.1857	0.1872	0.1864	-2.76	-0.38	0.43	195.8817	176.3075
Blood QC A	0.0748	0.0755	0.0751	-4.70	-0.40	0.53	191.1526	171.7586
High QC	0.4078	0.4123	0.4100	2.50	-0.54	0.56	189.2774	170.2821
Low QC	0.0801	0.0810	0.0805	0.63	-0.50	0.62	194.4232	174.8129
DI Water	0.0000	0.0000	0.0000	-	-	-	192.5726	172.9748

Controls	QC	Target	Acceptance Range	
		Min	Max	
	High QC	0.4000	0.3800	0.4200
	Low QC	0.0800	0.0760	0.0840
	Blood QC A	0.0788	0.0749	0.0827
	Blood QC B	0.1917	0.1821	0.2013

Lab Number	Ethanol Obtained Value Alq1	Ethanol Obtained Value Alq2	Result	UM	% Difference FID & Average				IS Area Counts Alq1		IS Area Counts Alq2			
					Alq1 FID1	Alq1 FID2	Alq2 FID1	Alq2 FID2	FID1	FID2	FID1	FID2		
1	0.2351	0.2356	0.2446	0.2461	0.240	0.035	-2.18	-1.98	1.77	2.39	200.4410	181.8469	195.6366	176.7517
2	0.0545	0.0547	0.0537	0.0543	0.054	0.008	0.37	0.74	-1.10	0.00	196.7573	178.6560	199.1311	179.8895
3	0.0000	0.0000	0.0000	0.0000	none detected						199.4833	180.6223	197.7653	178.1327
4	0.0000	0.0000	0.0000	0.0000	none detected						197.8352	179.5395	193.6026	174.5698
5	0.1341	0.1348	0.1293	0.1302	0.132	0.019	1.51	2.04	-2.12	-1.44	194.9893	176.6769	194.8938	176.0490
6	0.0761	0.0764	0.0751	0.0757	0.075	0.011	0.36	0.76	-0.96	-0.16	198.5394	180.1480	192.4521	173.5542
7	0.1420	0.1423	0.1614	0.1627	0.152	0.022	-6.64	-6.44	6.11	6.97	196.4297	177.8886	194.4035	175.1400
8	0.0000	0.0000	0.0000	0.0000	none detected						200.6550	181.8318	198.1961	179.0217
9	0.1354	0.1356	0.1348	0.1357	0.135	0.019	0.02	0.17	-0.42	0.24	196.1649	177.6837	198.7414	179.1331
10	0.1691	0.1693	0.1708	0.1722	0.170	0.004	-0.73	-0.62	0.26	1.09	196.1116	177.7254	197.8555	178.5596
11	0.2222	0.2228	0.2219	0.2235	0.222	0.032	-0.18	0.09	-0.31	0.40	199.1682	180.7445	199.3407	180.0363
12	0.0632	0.0633	0.0637	0.0643	0.063	0.009	-0.67	-0.51	0.12	1.06	201.7510	182.8315	198.3180	178.8865
13	0.1666	0.1671	0.1702	0.1715	0.168	0.024	-1.33	-1.04	0.80	1.57	199.3985	180.8194	197.7756	178.6287
14	0.1813	0.1819	0.1753	0.1766	0.178	0.026	1.41	1.75	-1.94	-1.22	192.5189	174.4501	199.8218	180.5506
15	0.1340	0.1343	0.1373	0.1381	0.135	0.019	-1.42	-1.20	1.01	1.60	195.7069	177.3186	199.0710	180.0317
16	0.1609	0.1616	0.1688	0.1700	0.165	0.024	-2.68	-2.25	2.10	2.83	194.2273	175.9033	200.0646	180.7655
17	0.1822	0.1830	0.1840	0.1851	0.183	0.026	-0.75	-0.31	0.23	0.83	191.8547	173.7840	188.8598	170.6216
18	0.0000	0.0000	0.0000	0.0000	none detected						196.6482	177.7727	186.0582	167.8604
19	0.1370	0.1374	0.1361	0.1369	0.136	0.020	0.11	0.40	-0.55	0.04	196.7511	178.2634	190.6366	172.3365
20	0.1273	0.1277	0.1201	0.1207	0.123	0.018	2.70	3.03	-3.11	-2.62	197.5425	178.7116	197.6776	178.6714
21	0.0571	0.0573	0.0557	0.0563	0.056	0.008	0.88	1.24	-1.59	-0.53	198.2992	179.5930	201.2224	181.8824
22	0.2817	0.2827	0.2977	0.2988	0.290	0.042	-2.94	-2.59	2.58	2.95	189.0423	171.1491	196.2395	177.6034
23	0.1177	0.1182	0.1210	0.1216	0.119	0.017	-1.61	-1.19	1.15	1.65	188.5059	170.2232	196.0348	177.1178
24	0.0749	0.0754	0.0727	0.0730	0.074	0.011	1.22	1.89	-1.76	-1.35	193.3144	174.7320	194.5200	176.0035
25	0.0000	0.0000	0.0000	0.0000	none detected						198.9366	179.8550	197.8295	178.7973

Blood QC A failed to meet acceptance criteria, outside 5% of target, positive case samples bracketed by this QC will be repeated -KB 10/2/2024

Okay to report negatives -KB 10/2/2024  
 Digitally signed by Melissa Henry  
 Date: 2024.10.07 16:06:12 -05'00'

Kayla M. Baylor  
 Digitally signed by Kayla M. Baylor  
 Date: 2024.10.03 08:47:03 -05'00'



## Brazoria County Crime Lab BAC Batch Information

Batch Name: BAC-20240925-KB      Analyst: Kayla M. Baylor      Instrument: BAC-1

	Lot:	Expiration:	Inventory Number:
Cal 1	<u>FN12272201</u>	<u>2/29/2028</u>	<u>S-23-5008L</u>
Cal 2	<u>FNO3122112</u>	<u>3/31/2026</u>	<u>S-23-5009B</u>
Cal 3	<u>FNO3172301</u>	<u>3/31/2028</u>	<u>S-23-5010E</u>
Cal 4	<u>FNO3072301</u>	<u>3/31/2028</u>	<u>S-23-5011E</u>
Cal 5	<u>FNO3132302</u>	<u>3/31/2028</u>	<u>S-23-5012D</u>
Cal 6	<u>FNO3052102</u>	<u>3/31/2026</u>	<u>S-23-5013C</u>
Cal 7	<u>FNO6262004</u>	<u>7/31/2025</u>	<u>S-23-5014F</u>
High QC	<u>30012020-A</u>	<u>1/31/2025</u>	<u>S-23-5015F</u>
Low QC	<u>517757</u>	<u>6/21/2025</u>	<u>S-24-5001F</u>
Blood QC A	<u>2401241</u>	<u>2/28/2028</u>	<u>S-24-5002C</u>
Blood QC B	<u>2302120</u>	<u>5/31/2027</u>	<u>S-24-5003C</u>
Internal Standard	<u>N/A</u>	<u>3/4/2025</u>	<u>R-24-5006</u>
Pipette(s)	<u>5053, 205L</u>		

**Comments:**

IS verified in batch BAC-20240905-MH, review of batch not complete at the time this run was started, IS data reviewed prior to this run, IS verification meets acceptance criteria and is acceptable for use in casework  
 -KB 9/25/2024

*KB*



BAC-20240925-ICB

### BCCL ANALYTICAL WORKLIST








ANALYST: Kayla Baylor



Worklist ID: A6V3T2KFEG2CPB

Case #	Evid #	Evid Type	Service
BCCL-24-1413 	001_001	Blood	Alcohol
BCCL-24-1429 	002_001	Blood	Alcohol
BCCL-24-1433 	001_001	Blood	Alcohol
BCCL-24-1481 	001_001	Blood	Alcohol
BCCL-24-1482 	001_001	Blood	Alcohol
BCCL-24-1483 	001_001	Blood	Alcohol
BCCL-24-1507 	001_001	Blood	Alcohol
BCCL-24-1509 	001_001	Blood	Alcohol
BCCL-24-1525 	001_001	Blood	Alcohol
BCCL-24-1526 	001_001	Blood	Alcohol
BCCL-24-1527 	001_001	Blood	Alcohol
BCCL-24-1528 	001_001	Blood	Alcohol
BCCL-24-1530 	001_001	Blood	Alcohol

VB

Case #	Evid #	Evid Type	Service
BCCL-24-1557 	001_001	Blood	Alcohol
BCCL-24-1570 	001_001	Blood	Alcohol
BCCL-24-1583 	001_001	Blood	Alcohol
BCCL-24-1584 	001_001	Blood	Alcohol
BCCL-24-1585 	001_001	Blood	Alcohol
BCCL-24-1586 	001_001	Blood	Alcohol
BCCL-24-1602 	001_001	Blood	Alcohol

BCCL-24-1588                      001-001

BCCL-24-1594                      001-001

BCCL-24-1602                      001-002  
~~001-002~~  
KB 9/25/2024

BCCL-24-1602                      001-003

BCCL-24-1602                      001-004

-----  
SEQUENCE PARAMETERS  
-----

Sequence : C:\CHEM32\1\SEQUENCE\2024\BAC\_20240925\_KB.S  
Operator : Kayla M. Baylor  
Data File Naming : Auto  
Data Directory : C:\Chem32\1\Data\  
Data Subdirectory : 2024  
Barcode Reader : used in Sequence  
Barcode option : On barcode mismatch inject anyway  
Shutdown Cmd/Macro : LOADMETHOD "C:\Chem32\1\methods\","shutdown.M"  
Sequence Comment :  
Part of Methods to run: According to Runtime Checklist  
Update Master Method (Data Analysis parameters): No

*sequence verified  
9/25/2024 mh*

SEQUENCE TABLE:  
=====

Line : 1  
Location : 1  
Sample Information :  
Sample Name : 0.010 g/100mL Cal (24-1999)  
Method Name : BAC  
Sample Type : Calibration  
-----

Calibration Level : 1  
=====

Line : 2  
Location : 2  
Sample Information :  
Sample Name : 0.025 g/100mL Cal (24-2000)  
Method Name : BAC  
Sample Type : Calibration  
-----

Calibration Level : 2  
=====

Line : 3  
Location : 3  
Sample Information :  
Sample Name : 0.050 g/100mL Cal (24-2001)  
Method Name : BAC  
Sample Type : Calibration  
-----

Calibration Level : 3  
=====

Line : 4  
Location : 4  
Sample Information :  
Sample Name : 0.100 g/100mL Cal (24-2002)  
Method Name : BAC  
Sample Type : Calibration  
-----

*KB*

Calibration Level : 4

=====  
Line : 5  
Location : 5  
Sample Information :  
Sample Name : 0.200 g/100mL Cal (24-2003)  
Method Name : BAC  
Sample Type : Calibration  
-----

Calibration Level : 5

=====  
Line : 6  
Location : 6  
Sample Information :  
Sample Name : 0.400 g/100mL Cal (24-2004)  
Method Name : BAC  
Sample Type : Calibration  
-----

Calibration Level : 6

=====  
Line : 7  
Location : 7  
Sample Information :  
Sample Name : 0.500 g/100mL Cal (24-2006)  
Method Name : BAC  
Sample Type : Calibration  
-----

Calibration Level : 7

=====  
Line : 8  
Location : 8  
Sample Information :  
Sample Name : Negative (24-2005)  
Method Name : BAC  
Sample Type : Sample  
-----

=====  
Line : 9  
Location : 9  
Sample Information :  
Sample Name : High QC (24-2007)  
Method Name : BAC  
Sample Type : Sample  
-----

=====  
Line : 10  
Location : 10  
Sample Information :  
-----

KB

Sample Name : Low QC (24-2008)  
Method Name : BAC  
Sample Type : Sample

=====  
Line : 11  
Location : 11  
Sample Information :  
Sample Name : Blood QC A (24-2009)  
Method Name : BAC  
Sample Type : Sample

=====  
Line : 12  
Location : 12  
Sample Information : Alq 1  
Sample Name : BCCL-24-1413 001\_001 (24-2010)  
Method Name : BAC  
Sample Type : Sample

=====  
Line : 13  
Location : 13  
Sample Information : Alq 1  
Sample Name : BCCL-24-1429 002\_001 (24-2011)  
Method Name : BAC  
Sample Type : Sample

=====  
Line : 14  
Location : 14  
Sample Information : Alq 1  
Sample Name : BCCL-24-1433 001\_001 (24-2012)  
Method Name : BAC  
Sample Type : Sample

=====  
Line : 15  
Location : 15  
Sample Information : Alq 1  
Sample Name : BCCL-24-1481 001\_001 (24-2013)  
Method Name : BAC  
Sample Type : Sample

=====  
Line : 16  
Location : 16  
Sample Information : Alq 1

KB

Sample Name : BCCL-24-1482 001\_001 (24-2014)  
Method Name : BAC  
Sample Type : Sample

=====  
Line : 17  
Location : 17  
Sample Information : Alq 1  
Sample Name : BCCL-24-1483 001\_001 (24-2015)  
Method Name : BAC  
Sample Type : Sample

=====  
Line : 18  
Location : 18  
Sample Information : Alq 1  
Sample Name : BCCL-24-1507 001\_001 (24-2016)  
Method Name : BAC  
Sample Type : Sample

=====  
Line : 19  
Location : 19  
Sample Information : Alq 1  
Sample Name : BCCL-24-1509 001\_001 (24-2017)  
Method Name : BAC  
Sample Type : Sample

=====  
Line : 20  
Location : 20  
Sample Information : Alq 1  
Sample Name : BCCL-24-1525 001\_001 (24-2018)  
Method Name : BAC  
Sample Type : Sample

=====  
Line : 21  
Location : 21  
Sample Information : Alq 1  
Sample Name : BCCL-24-1526 001\_001 (24-2019)  
Method Name : BAC  
Sample Type : Sample

=====  
Line : 22  
Location : 22  
Sample Information :

KB

Sample Name : Blood QC B (24-2020)  
Method Name : BAC  
Sample Type : Sample

=====  
Line : 23  
Location : 23  
Sample Information : Alq 1  
Sample Name : BCCL-24-1527 001\_001 (24-2021)  
Method Name : BAC  
Sample Type : Sample

=====  
Line : 24  
Location : 24  
Sample Information : Alq 1  
Sample Name : BCCL-24-1528 001\_001 (24-2022)  
Method Name : BAC  
Sample Type : Sample

=====  
Line : 25  
Location : 25  
Sample Information : Alq 1  
Sample Name : BCCL-24-1530 001\_001 (24-2023)  
Method Name : BAC  
Sample Type : Sample

=====  
Line : 26  
Location : 26  
Sample Information : Alq 1  
Sample Name : BCCL-24-1557 001\_001 (24-2024)  
Method Name : BAC  
Sample Type : Sample

=====  
Line : 27  
Location : 27  
Sample Information : Alq 1  
Sample Name : BCCL-24-1570 001\_001 (24-2025)  
Method Name : BAC  
Sample Type : Sample

=====  
Line : 28  
Location : 28  
Sample Information : Alq 1

KB

Sample Name : BCCL-24-1583 001\_001 (24-2026)  
Method Name : BAC  
Sample Type : Sample

=====  
Line : 29  
Location : 29  
Sample Information : Alq 1  
Sample Name : BCCL-24-1584 001\_001 (24-2027)  
Method Name : BAC  
Sample Type : Sample

=====  
Line : 30  
Location : 30  
Sample Information : Alq 1  
Sample Name : BCCL-24-1585 001\_001 (24-2028)  
Method Name : BAC  
Sample Type : Sample

=====  
Line : 31  
Location : 31  
Sample Information : Alq 1  
Sample Name : BCCL-24-1586 001\_001 (24-2029)  
Method Name : BAC  
Sample Type : Sample

=====  
Line : 32  
Location : 32  
Sample Information : Alq 1  
Sample Name : BCCL-24-1588 001\_001 (24-2030)  
Method Name : BAC  
Sample Type : Sample

=====  
Line : 33  
Location : 33  
Sample Information :  
Sample Name : Blood QC A (24-2031)  
Method Name : BAC  
Sample Type : Sample

=====  
Line : 34  
Location : 34  
Sample Information : Alq 1



Sample Name : BCCL-24-1594 001\_001 (24-2032)  
Method Name : BAC  
Sample Type : Sample

=====  
Line : 35  
Location : 35  
Sample Information : Alq 1  
Sample Name : BCCL-24-1602 001\_001 (24-2033)  
Method Name : BAC  
Sample Type : Sample

=====  
Line : 36  
Location : 36  
Sample Information : Alq 1  
Sample Name : BCCL-24-1602 001\_002 (24-2034)  
Method Name : BAC  
Sample Type : Sample

=====  
Line : 37  
Location : 37  
Sample Information : Alq 1  
Sample Name : BCCL-24-1602 001\_003 (24-2035)  
Method Name : BAC  
Sample Type : Sample

=====  
Line : 38  
Location : 38  
Sample Information : Alq 1  
Sample Name : BCCL-24-1602 001\_004 (24-2036)  
Method Name : BAC  
Sample Type : Sample

=====  
Line : 39  
Location : 39  
Sample Information :  
Sample Name : Blood QC B (24-2037)  
Method Name : BAC  
Sample Type : Sample

=====  
Line : 40  
Location : 40  
Sample Information : Alq 2

KB

Sample Name : BCCL-24-1602 001\_004 (24-2038)  
Method Name : BAC  
Sample Type : Sample

---

=====  
Line : 41  
Location : 41  
Sample Information : Alq 2  
Sample Name : BCCL-24-1602 001\_003 (24-2039)  
Method Name : BAC  
Sample Type : Sample

---

=====  
Line : 42  
Location : 42  
Sample Information : Alq 2  
Sample Name : BCCL-24-1602 001\_002 (24-2040)  
Method Name : BAC  
Sample Type : Sample

---

=====  
Line : 43  
Location : 43  
Sample Information : Alq 2  
Sample Name : BCCL-24-1602 001\_001 (24-2041)  
Method Name : BAC  
Sample Type : Sample

---

=====  
Line : 44  
Location : 44  
Sample Information : Alq 2  
Sample Name : BCCL-24-1594 001\_001 (24-2042)  
Method Name : BAC  
Sample Type : Sample

---

=====  
Line : 45  
Location : 45  
Sample Information :  
Sample Name : Blood QC A (24-2043)  
Method Name : BAC  
Sample Type : Sample

---

=====  
Line : 46  
Location : 46  
Sample Information : Alq 2

KB

Sample Name : BCCL-24-1588 001\_001 (24-2044)  
Method Name : BAC  
Sample Type : Sample

=====  
Line : 47  
Location : 47  
Sample Information : Alq 2  
Sample Name : BCCL-24-1586 001\_001 (24-2045)  
Method Name : BAC  
Sample Type : Sample

=====  
Line : 48  
Location : 48  
Sample Information : Alq 2  
Sample Name : BCCL-24-1585 001\_001 (24-2046)  
Method Name : BAC  
Sample Type : Sample

=====  
Line : 49  
Location : 49  
Sample Information : Alq 2  
Sample Name : BCCL-24-1584 001\_001 (24-2047)  
Method Name : BAC  
Sample Type : Sample

=====  
Line : 50  
Location : 50  
Sample Information : Alq 2  
Sample Name : BCCL-24-1583 001\_001 (24-2048)  
Method Name : BAC  
Sample Type : Sample

=====  
Line : 51  
Location : 51  
Sample Information : Alq 2  
Sample Name : BCCL-24-1570 001\_001 (24-2049)  
Method Name : BAC  
Sample Type : Sample

=====  
Line : 52  
Location : 52  
Sample Information : Alq 2

Sample Name : BCCL-24-1557 001\_001 (24-2050)  
Method Name : BAC  
Sample Type : Sample

=====  
Line : 53  
Location : 53  
Sample Information : Alq 2  
Sample Name : BCCL-24-1530 001\_001 (24-2051)  
Method Name : BAC  
Sample Type : Sample

=====  
Line : 54  
Location : 54  
Sample Information : Alq 2  
Sample Name : BCCL-24-1528 001\_001 (24-2052)  
Method Name : BAC  
Sample Type : Sample

=====  
Line : 55  
Location : 55  
Sample Information : Alq 2  
Sample Name : BCCL-24-1527 001\_001 (24-2053)  
Method Name : BAC  
Sample Type : Sample

=====  
Line : 56  
Location : 56  
Sample Information :  
Sample Name : Blood QC B (24-2054)  
Method Name : BAC  
Sample Type : Sample

=====  
Line : 57  
Location : 57  
Sample Information : Alq 2  
Sample Name : BCCL-24-1526 001\_001 (24-2055)  
Method Name : BAC  
Sample Type : Sample

=====  
Line : 58  
Location : 58  
Sample Information : Alq 2

KB

Sample Name : BCCL-24-1525 001\_001 (24-2056)  
Method Name : BAC  
Sample Type : Sample

=====  
Line : 59  
Location : 59  
Sample Information : Alq 2  
Sample Name : BCCL-24-1509 001\_001 (24-2057)  
Method Name : BAC  
Sample Type : Sample

=====  
Line : 60  
Location : 60  
Sample Information : Alq 2  
Sample Name : BCCL-24-1507 001\_001 (24-2058)  
Method Name : BAC  
Sample Type : Sample

=====  
Line : 61  
Location : 61  
Sample Information : Alq 2  
Sample Name : BCCL-24-1483 001\_001 (24-2059)  
Method Name : BAC  
Sample Type : Sample

=====  
Line : 62  
Location : 62  
Sample Information : Alq 2  
Sample Name : BCCL-24-1482 001\_001 (24-2060)  
Method Name : BAC  
Sample Type : Sample

=====  
Line : 63  
Location : 63  
Sample Information : Alq 2  
Sample Name : BCCL-24-1481 001\_001 (24-2061)  
Method Name : BAC  
Sample Type : Sample

=====  
Line : 64  
Location : 64  
Sample Information : Alq 2

LB

Sample Name : BCCL-24-1433 001\_001 (24-2062)  
Method Name : BAC  
Sample Type : Sample

=====  
Line : 65  
Location : 65  
Sample Information : Alq 2  
Sample Name : BCCL-24-1429 002\_001 (24-2063)  
Method Name : BAC  
Sample Type : Sample

=====  
Line : 66  
Location : 66  
Sample Information : Alq 2  
Sample Name : BCCL-24-1413 001\_001 (24-2064)  
Method Name : BAC  
Sample Type : Sample

=====  
Line : 67  
Location : 67  
Sample Information :  
Sample Name : Blood QC A (24-2065)  
Method Name : BAC  
Sample Type : Sample

=====  
Line : 68  
Location : 68  
Sample Information :  
Sample Name : High QC (24-2066)  
Method Name : BAC  
Sample Type : Sample

=====  
Line : 69  
Location : 69  
Sample Information :  
Sample Name : Low (24-2067)  
Method Name : BAC  
Sample Type : Sample

=====  
Line : 70  
Location : 70  
Sample Information :

KB

Sample Name : DI Water (24-2068)  
Method Name : BAC  
Sample Type : Sample

-----  
=====



Method Information

Method: C:\Chem32\1\Methods\BAC.M  
Modified: 8/29/2024 at 9:43:58 AM

Run Time Checklist

Pre-Run Cmd/Macro: off  
Data Acquisition: on  
Standard Data Analysis: on  
Customized Data Analysis: off  
Save GLP Data: off  
Post-Run Cmd/Macro: off  
Save Method with Data: on

Injection Source and Location

Injection Source: HS 10.11.30.56  
Injection Location: GC Front



=====  
Agilent 7697A  
=====

Agilent 7697A

Instrument Info

Address: 10.11.30.56  
Serial Number: CN18320011  
Firmware Revision: A.01.08

Instrument Settings

Vial Pressurization Gas: Helium  
Loop Size (mL): 1  
Keyboard Lock: ON  
Transfer Line Type: Fused Silica  
Transfer Line Diameter (mm): 0.53

System Configuration

Carrier Control: GC Instrument

Resource Conservation

Vial Standby Flow (mL/min): 20

Temperature Settings:

Oven Temperature (°C): 70  
Loop Temperature (°C): 70  
Transfer Line Temperature (°C): 90

Timing Settings:

Vial Equilibration (min): 7.00  
Injection Duration (min): 0.50  
GC Cycle Time (min): 4.50

Vial and Loop Settings:

Vial Size: 20  
Vial Shaking: OFF  
Fill Mode: Default  
Fill Pressure (psi): 10  
Loop Fill Mode: Custom  
Loop Ramp Rate (psi/min): 30  
Loop Final Pressure (psi): 1  
Loop Equilibration Time: 0.05

Carrier Settings:

Carrier Control Mode: GC controls Carrier

Advanced Settings:

Extraction Mode: Single Extraction  
Vent After Extraction: ON  
Post Injection Purge: 200 mL/min for 3 min  
Acceptable Leak Check: Default, 0.2mL/min  
Barcode Symbology: Enable All  
Barcode Checksum: OFF

=====  
Agilent 7890A  
=====

GC

GC Summary

Run Time 4 min  
Post Run Time 0 min

Oven

Equilibration Time 3 min  
Max Temperature 260 °C  
Maximum Temperature Override Disabled  
Slow Fan Disabled  
Temperature  
Setpoint On  
(Initial) 40 °C  
Hold Time 4 min  
Post Run 50 °C

Front SS Inlet He

Mode Split  
Heater On 110 °C  
Pressure On 24 psi  
Total Flow On 79.947 mL/min  
Septum Purge Flow On 3 mL/min  
Gas Saver Off  
Split Ratio 10 :1  
Split Flow 69.952 mL/min

Column

Column Outlet Pressure 0 psi  
Column #1  
Column Information Agilent 123-9134  
DB-ALC1  
Temperature Range -60 °C-260 °C (260 °C)  
Dimensions 30 m x 320 µm x 1.8 µm  
In Front SS Inlet He  
Out Front Detector FID  
(Initial) 40 °C  
Pressure 24 psi  
Flow 6.9952 mL/min  
Average Velocity 80.325 cm/sec  
Holdup Time 0.62247 min  
Pressure  
Setpoint On  
(Initial) 24 psi  
Post Run 9.4366 psi

Column #2

Column Information Agilent 123-9234  
DB-ALC2  
Temperature Range -60 °C-260 °C (260 °C)

Dimensions	30 m x 320 µm x 1.2 µm
In	Front SS Inlet He
Out	Back Detector FID
(Initial)	40 °C
Pressure	24 psi
Flow	7.1019 mL/min
Average Velocity	80.935 cm/sec
Holdup Time	0.61778 min
Pressure	
Setpoint	On
(Initial)	24 psi
Post Run	9.4366 psi

Front Detector FID

Makeup	N2
Heater	On 250 °C
H2 Flow	On 30 mL/min
Air Flow	On 400 mL/min
Makeup Flow	On 25 mL/min
Carrier Gas Flow Correction	Does not affect Makeup or Fuel Flow
Flame	On

Back Detector FID

Makeup	N2
Column Compensation	Signal is modified by Column Compensation Curve #2
Heater	On 250 °C
H2 Flow	On 30 mL/min
Air Flow	On 400 mL/min
Makeup Flow	On 25 mL/min
Carrier Gas Flow Correction	Does not affect Makeup or Fuel Flow
Flame	On

Aux EPC 1,2,3

Aux EPC 1 He	***Excluded from Affecting GC's Readiness State***
Pressure	
Setpoint	Off
(Initial)	10 psi
Post Run	0 psi

Aux EPC 2 He

Aux EPC 2 He	***Excluded from Affecting GC's Readiness State***
Pressure	
Setpoint	Off
(Initial)	10 psi
Post Run	0 psi

Aux EPC 3 He

Aux EPC 3 He	***Excluded from Affecting GC's Readiness State***
Pressure	
Setpoint	Off
(Initial)	10 psi
Post Run	0 psi

Signals

Signal #1: Front Signal

Description Front Signal  
Details Front Signal (FID)  
Save On  
Data Rate 20 Hz

Signal #2: Back Signal

Description Back Signal  
Details Back Signal (FID)  
Save On  
Data Rate 20 Hz

Signal #3: Test Plot

Description Test Plot  
Details  
Save Off  
Data Rate 50 Hz

Signal #4: Test Plot

Description Test Plot  
Details  
Save Off  
Data Rate 50 Hz

The Data Analysis Parameters of the used Method are :

=====  
Integration Events  
=====

-----  
Non signal specific Integration Events  
-----

Event	Value
Tangent Skim Mode	Standard
Tail Peak Skim Height Ratio	0.000
Front Peak Skim Height Ratio	0.000
Skim Valley Ratio	20.000
Baseline Correction	Classical
Peak to Valley Ratio	500.000

-----  
Default Integration Event Table "Event"  
-----

Event	Value	Time
Initial Slope Sensitivity	1.000	Initial
Initial Peak Width	0.040	Initial
Initial Area Reject	1.000	Initial
Initial Height Reject	1.700	Initial
Initial Shoulders	OFF	Initial

-----  
Detector Default Integration Event Table "Event\_ADC"  
-----

Event	Value	Time
Initial Slope Sensitivity	20.000	Initial
Initial Peak Width	0.040	Initial
Initial Area Reject	1.000	Initial
Initial Height Reject	1.000	Initial
Initial Shoulders	OFF	Initial

-----  
Detector Default Integration Event Table "Event\_TCD"  
-----

Event	Value	Time
Initial Slope Sensitivity	100.000	Initial
Initial Peak Width	0.040	Initial
Initial Area Reject	1.000	Initial
Initial Height Reject	1.000	Initial
Initial Shoulders	OFF	Initial
Solvent Peak Slope	250000.000	0.000

-----  
Detector Default Integration Event Table "Event\_ECD"  
-----

Event	Value	Time
Initial Slope Sensitivity	100.000	Initial
Initial Peak Width	0.080	Initial
Initial Area Reject	1.000	Initial
Initial Height Reject	1.000	Initial
Initial Shoulders	OFF	Initial
Solvent Peak Slope	0.000	0.000

-----  
Detector Default Integration Event Table "Event\_NPD"  
-----

Event	Value	Time
Initial Slope Sensitivity	500.000	Initial
Initial Peak Width	0.040	Initial
Initial Area Reject	1.000	Initial
Initial Height Reject	1.000	Initial
Initial Shoulders	OFF	Initial
Solvent Peak Slope	0.000	0.000

-----  
Detector Default Integration Event Table "Event\_FPD"  
-----

Event	Value	Time
Initial Slope Sensitivity	50.000	Initial
Initial Peak Width	0.040	Initial
Initial Area Reject	1.000	Initial
Initial Height Reject	1.000	Initial
Initial Shoulders	OFF	Initial
Solvent Peak Slope	0.000	0.000

-----  
Detector Default Integration Event Table "Event\_uECD"  
-----

Event	Value	Time
Initial Slope Sensitivity	500.000	Initial
Initial Peak Width	0.080	Initial
Initial Area Reject	1.000	Initial
Initial Height Reject	1.000	Initial
Initial Shoulders	OFF	Initial
Solvent Peak Slope	0.000	0.000

-----  
Detector Default Integration Event Table "Event\_FID"  
-----

Event	Value	Time
Initial Slope Sensitivity	50.000	Initial
Initial Peak Width	0.040	Initial
Initial Area Reject	2.000	Initial
Initial Height Reject	2.000	Initial
Initial Shoulders	OFF	Initial

Apply Method's Manual Integration Events: No

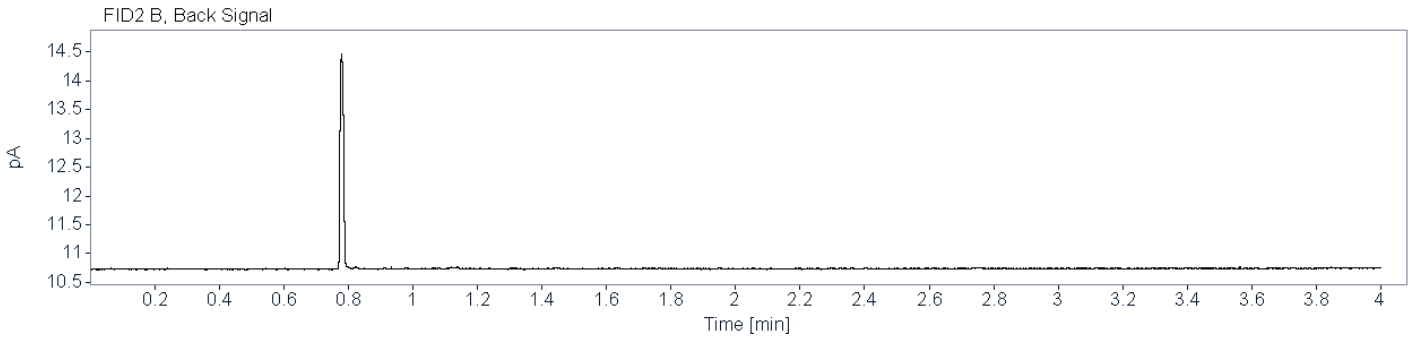
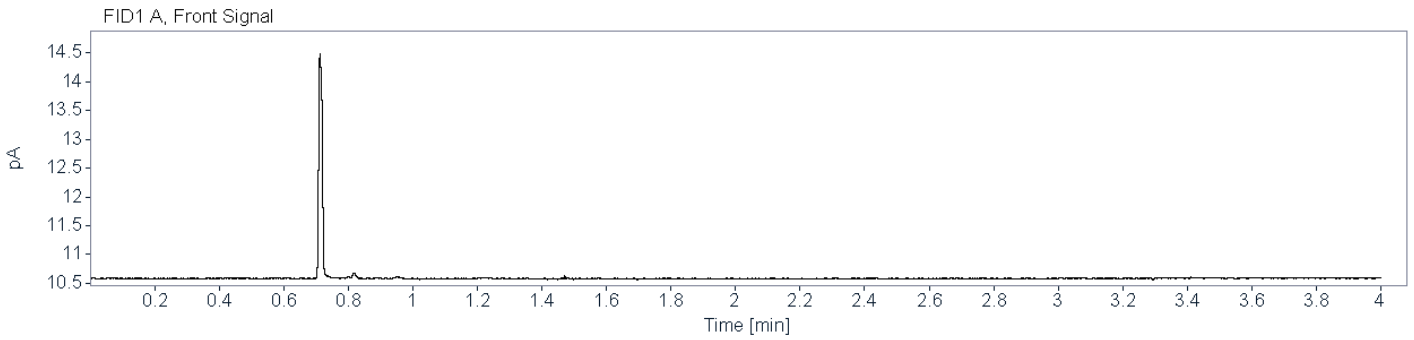


# Brazoria County Sheriff's Office Crime Lab

## Toxicology

### Ethanol Analysis

**Sample Name:** Air      **Description:**      **Sample Barcode**      **Vial Number:** 1  
**Instrument:** BAC 1      **Acq. Method:** BAC.M      **Injection Date:** 9/25/2024 8:00:57 AM  
**Data File:** C:\Chem32\1\Data\2024\BAC\_20240925PC\_KB 2024-09-25 07-50-55\001F0101.D







=====  
Calibration Table  
=====

-----  
General Calibration Setting  
-----

Calib. Data Modified : 9/27/2024 6:42:10 AM  
Signals calculated separately : No

Rel. Reference Window : 2.000 %  
Abs. Reference Window : 0.000 min  
Rel. Non-ref. Window : 2.000 %  
Abs. Non-ref. Window : 0.000 min  
Uncalibrated Peaks : not reported  
Partial Calibration : Yes, identified peaks are recalibrated  
Correct All Ret. Times: No, only for identified peaks

Curve Type : Linear  
Origin : Ignored  
Weight : Linear (Resp)

Recalibration Settings:  
Average Response : Average all calibrations  
Average Retention Time: Floating Average New 75%

Calibration Report Options :  
Printout of recalibrations within a sequence:  
    Calibration Table after Recalibration  
    Normal Report after Recalibration  
If the sequence is done with bracketing:  
    Results of first cycle (ending previous bracket)

Sample ISTD Information:

ISTD #	ISTD Amount [g/100 mL]	Name
1	1.00000e-2	n-Propanol
2	1.00000e-2	n-Propanol

-----  
Signal Details  
-----

Signal 1: FID1 A, Front Signal  
Signal 2: FID2 B, Back Signal  
-----

-----  
Overview Table  
-----

RT	Sig	Lvl	Amount [g/100 mL]	Area	Rsp.Factor	Ref	ISTD #	Compound
1.192	1	1	1.00000e-2	9.85814	1.01439e-3	No	No 1	Ethanol
		2	2.50000e-2	25.73102	9.71590e-4			
		3	5.00000e-2	52.49392	9.52491e-4			
		4	1.00000e-1	108.43007	9.22253e-4			
		5	2.00000e-1	216.38362	9.24284e-4			
		6	4.00000e-1	441.94766	9.05085e-4			
		7	5.00000e-1	552.66077	9.04714e-4			
1.445	2	1	1.00000e-2	9.19307	1.08778e-3	No	No 2	Ethanol
		2	2.50000e-2	24.02705	1.04049e-3			
		3	5.00000e-2	48.96357	1.02117e-3			
		4	1.00000e-1	100.96371	9.90455e-4			
		5	2.00000e-1	200.99660	9.95042e-4			
		6	4.00000e-1	410.89279	9.73490e-4			
		7	5.00000e-1	513.93243	9.72891e-4			
1.997	1	1	1.00000e-2	191.91864	5.21054e-5	No	Yes 1	n-Propanol
		2	1.00000e-2	194.94724	5.12959e-5			
		3	1.00000e-2	195.17529	5.12360e-5			
		4	1.00000e-2	197.56572	5.06161e-5			
		5	1.00000e-2	193.97522	5.15530e-5			
		6	1.00000e-2	195.39977	5.11771e-5			
		7	1.00000e-2	193.34297	5.17216e-5			
2.610	2	1	1.00000e-2	175.87349	5.68591e-5	No	Yes 2	n-Propanol
		2	1.00000e-2	177.91377	5.62070e-5			
		3	1.00000e-2	177.61961	5.63001e-5			
		4	1.00000e-2	179.75713	5.56306e-5			
		5	1.00000e-2	176.39977	5.66894e-5			
		6	1.00000e-2	177.60550	5.63046e-5			
		7	1.00000e-2	175.79106	5.68857e-5			

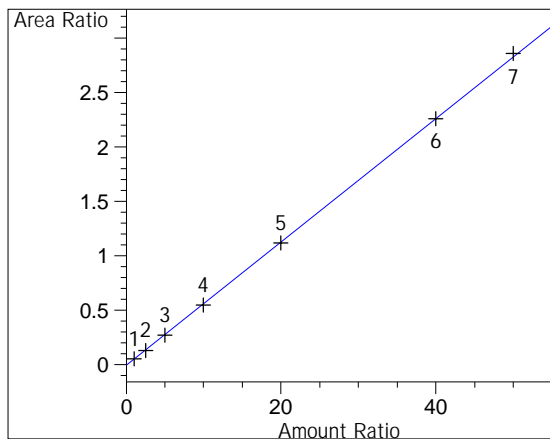
Peak Sum Table

\*\*\*No Entries in table\*\*\*

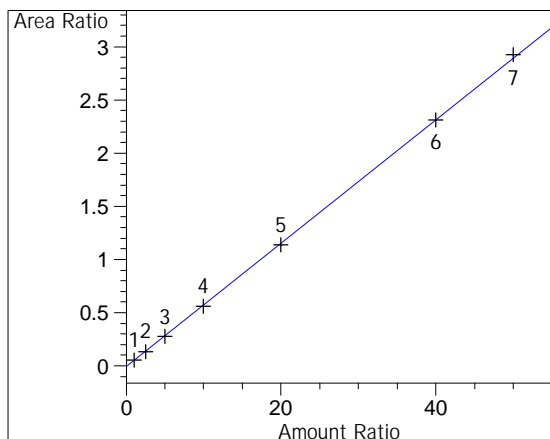
1 Warnings or Errors :

Warning : Curve requires more calibration points., (n-Propanol)

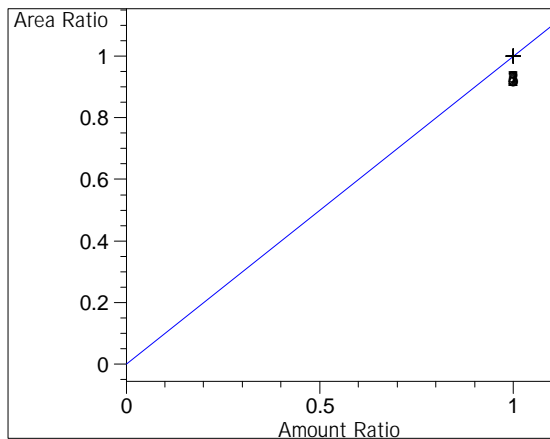
=====  
 Calibration Curves  
 =====



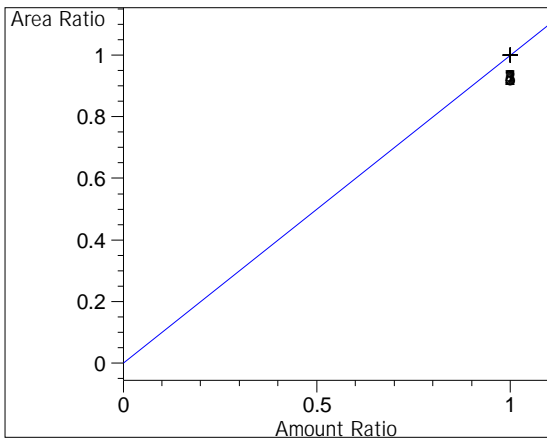
Ethanol at exp. RT: 1.192  
 FID1 A, Front Signal  
 Correlation: 0.99992  
 Residual Std. Dev.: 0.01493  
 Formula:  $y = mx + b$   
     m: 5.67622e-2  
     b: -8.28832e-3  
     x: Amount Ratio  
     y: Area Ratio  
 Calibration Level Weights:  
     Level 1 : 1  
     Level 2 : 0.389169  
     Level 3 : 0.190982  
     Level 4 : 0.093592  
     Level 5 : 0.046047  
     Level 6 : 0.022711  
     Level 7 : 0.01797



Ethanol at exp. RT: 1.445  
 FID2 B, Back Signal  
 Correlation: 0.99992  
 Residual Std. Dev.: 0.01539  
 Formula:  $y = mx + b$   
     m: 5.80557e-2  
     b: -8.56429e-3  
     x: Amount Ratio  
     y: Area Ratio  
 Calibration Level Weights:  
     Level 1 : 1  
     Level 2 : 0.387052  
     Level 3 : 0.189617  
     Level 4 : 0.093064  
     Level 5 : 0.045874  
     Level 6 : 0.022594  
     Level 7 : 0.017879



n-Propanol at exp. RT: 1.997  
 FID1 A, Front Signal  
 Correlation: 1.00000  
 Residual Std. Dev.: 0.00000  
 Formula:  $y = mx + b$   
     m: 1.00000  
     b: 0.00000  
     x: Amount Ratio  
     y: Area Ratio  
 Calibration Level Weights:  
     Level 1 : 1  
     Level 2 : 1  
     Level 3 : 1  
     Level 4 : 1  
     Level 5 : 1  
     Level 6 : 1  
     Level 7 : 1



n-Propanol at exp. RT: 2.610

FID2 B, Back Signal

Correlation: 1.00000

Residual Std. Dev.: 0.00000

Formula:  $y = mx + b$

m: 1.00000

b: 0.00000

x: Amount Ratio

y: Area Ratio

Calibration Level Weights:

Level 1 : 1

Level 2 : 1

Level 3 : 1


Level 4 : 1

Level 5 : 1

Level 6 : 1

Level 7 : 1

=====

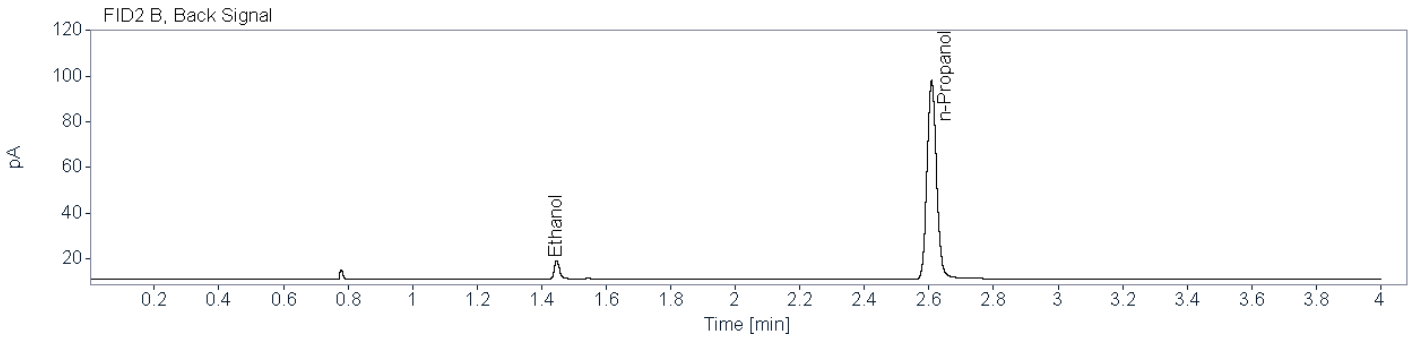
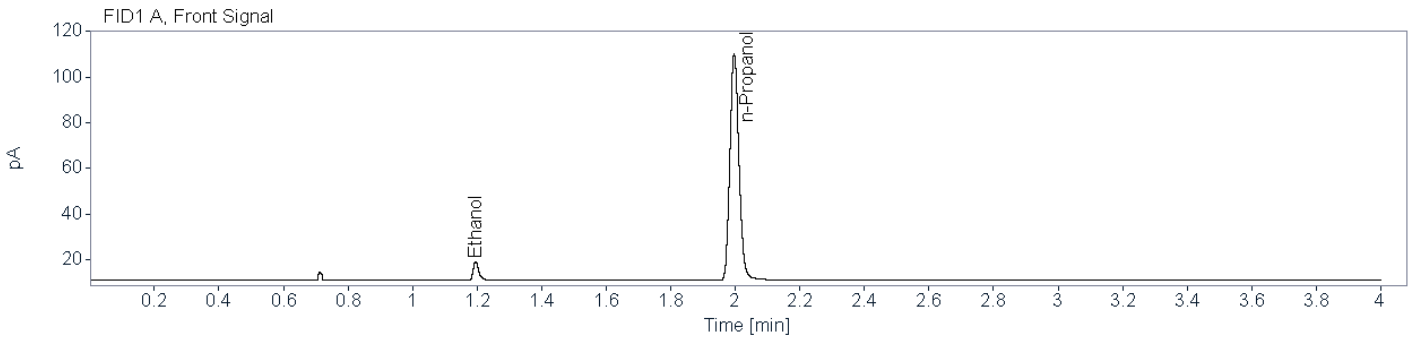


# Brazoria County Sheriff's Office Crime Lab

## Toxicology

### Ethanol Analysis

**Sample Name:** 0.010 g/100mL Cal (24-1999)      **Description:**      **Sample Barcode:** 24-1999      **Vial Number:** 1  
**Instrument:** BAC 1      **Acq. Method:** BAC.M      **Injection Date:** 9/25/2024 10:39:38 AM  
**Data File:** C:\Chem32\1\Data\2024\BAC\_20240925\_KB 2024-09-25 10-29-19\001F0101.D



**Name** FID1A

Compound	Peak Symmetry	RT [min]	Expected RT[min]	Area	Concentration [g/100 mL]
Ethanol	0.72145	1.196	1.196	9.8581	0.0105
n-Propanol	0.83557	1.997	1.997	191.9186	0.0100

**Name** FID2B

Compound	Peak Symmetry	RT [min]	Expected RT[min]	Area	Concentration [g/100 mL]
Ethanol	0.74417	1.447	1.447	9.1931	0.0105
n-Propanol	0.88787	2.608	2.608	175.8735	0.0100

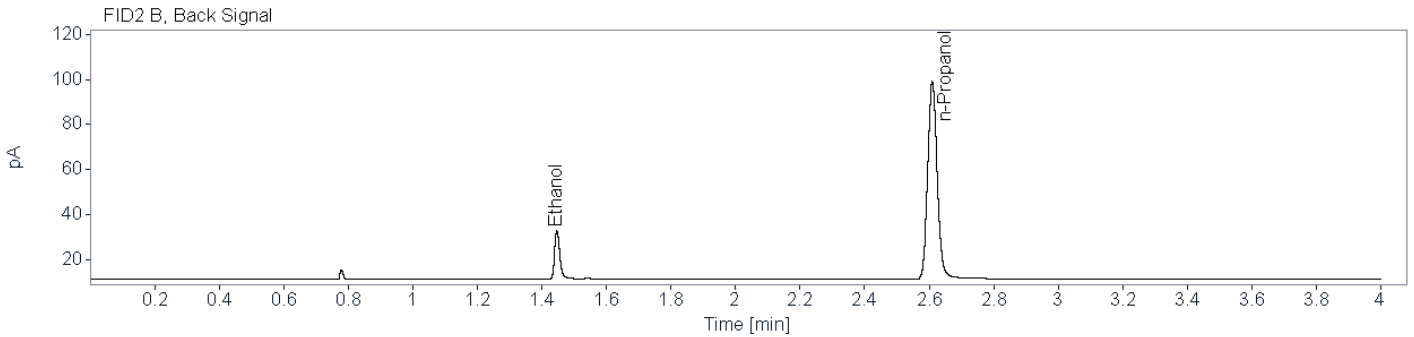
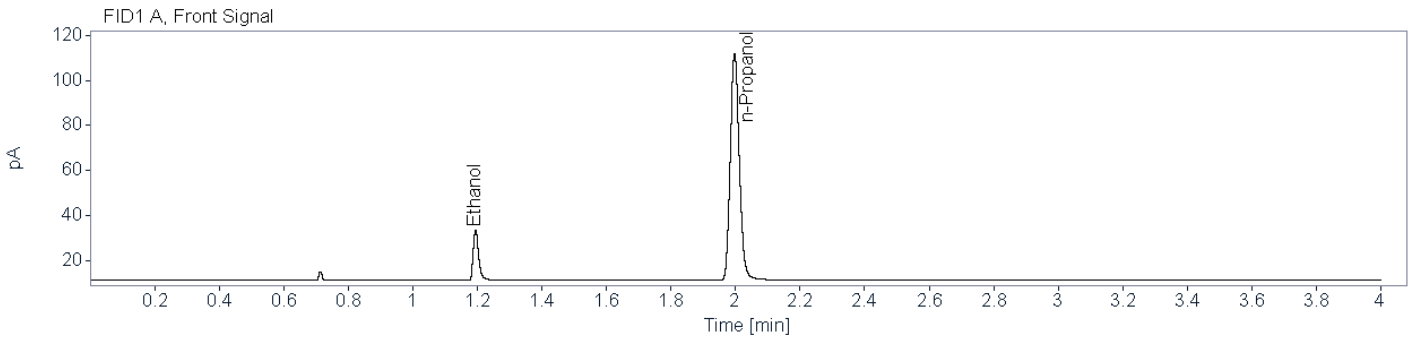


# Brazoria County Sheriff's Office Crime Lab

## Toxicology

### Ethanol Analysis

**Sample Name:** 0.025 g/100mL Cal (24-2000)      **Description:**      **Sample Barcode:** 24-2000      **Vial Number:** 2  
**Instrument:** BAC 1      **Acq. Method:** BAC.M      **Injection Date:** 9/25/2024 10:44:21 AM  
**Data File:** C:\Chem32\1\Data\2024\BAC\_20240925\_KB 2024-09-25 10-29-19\002F0201.D




**Name** FID1A

Compound	Peak Symmetry	RT [min]	Expected RT[min]	Area	Concentration [g/100 mL]
Ethanol	0.73541	1.195	1.195	25.7310	0.0247
n-Propanol	0.84462	1.997	1.997	194.9472	0.0100

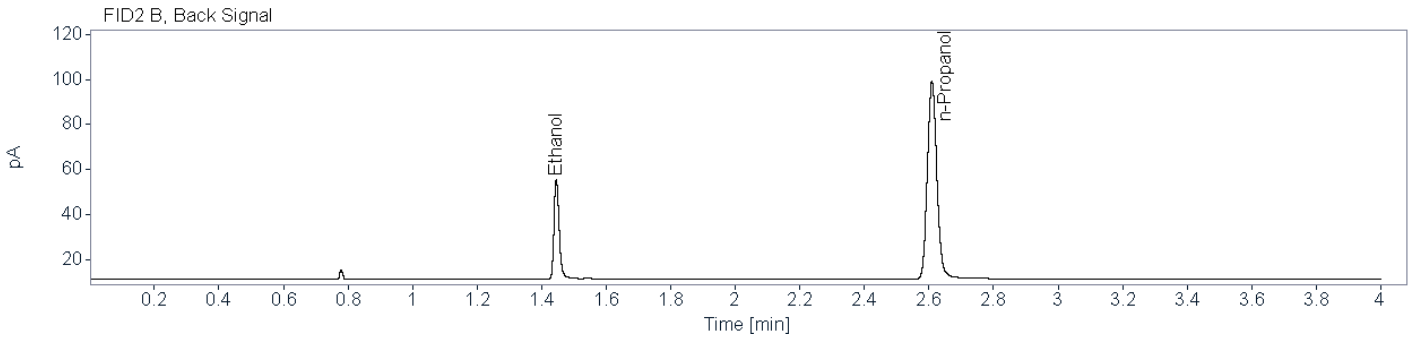
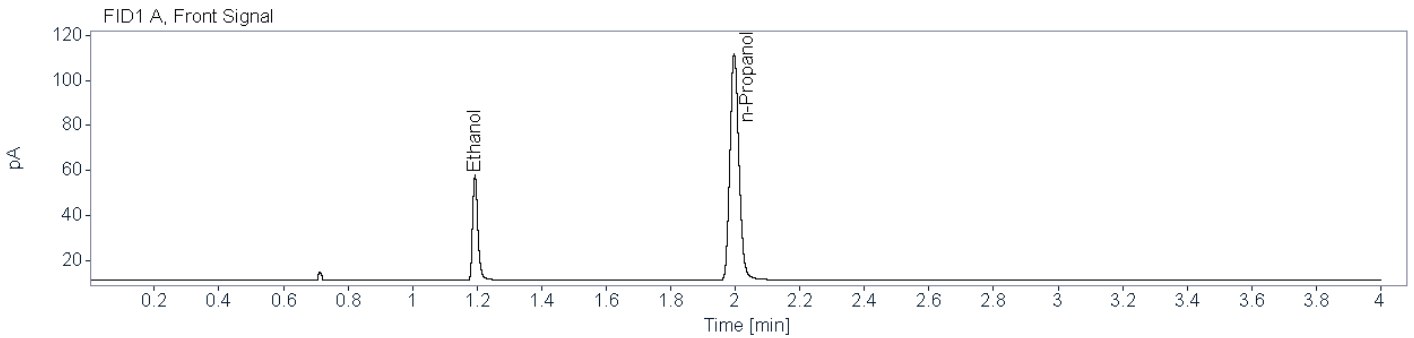
**Name** FID2B

Compound	Peak Symmetry	RT [min]	Expected RT[min]	Area	Concentration [g/100 mL]
Ethanol	0.76222	1.447	1.447	24.0271	0.0247
n-Propanol	0.87780	2.610	2.610	177.9138	0.0100



**Brazoria County Sheriff's Office Crime Lab**  
**Toxicology**  
**Ethanol Analysis**

**Sample Name:** 0.050 g/100mL Cal (24-2001)      **Description:**      **Sample Barcode** 24-2001      **Vial Number:** 3  
**Instrument:** BAC 1      **Acq. Method:** BAC.M      **Injection Date:** 9/25/2024 10:50:01 AM  
**Data File:** C:\Chem32\1\Data\2024\BAC\_20240925\_KB 2024-09-25 10-29-19\003F0301.D



**Name** FID1A

Compound	Peak Symmetry	RT [min]	Expected RT[min]	Area	Concentration [g/100 mL]
Ethanol	0.73991	1.194	1.194	52.4939	0.0488
n-Propanol	0.83204	1.997	1.997	195.1753	0.0100

**Name** FID2B

Compound	Peak Symmetry	RT [min]	Expected RT[min]	Area	Concentration [g/100 mL]
Ethanol	0.76750	1.446	1.446	48.9636	0.0490
n-Propanol	0.87105	2.609	2.609	177.6196	0.0100

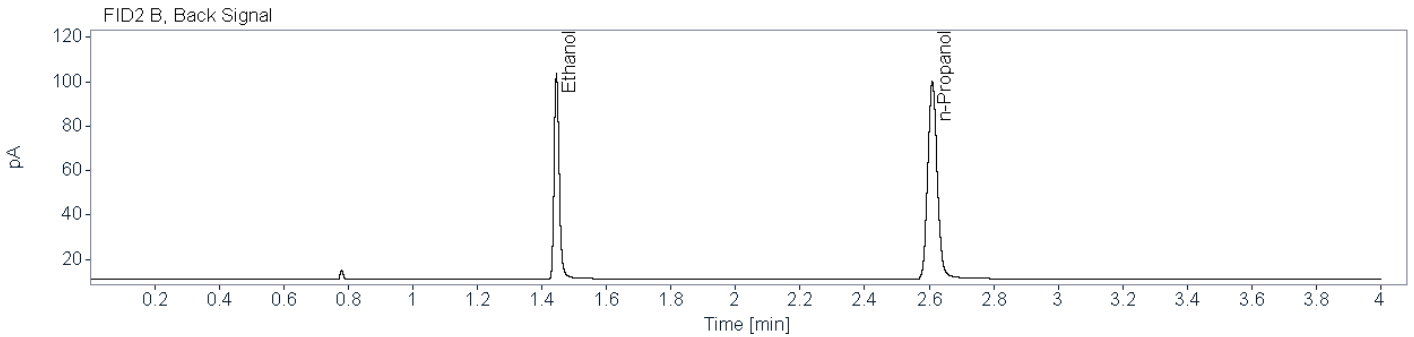
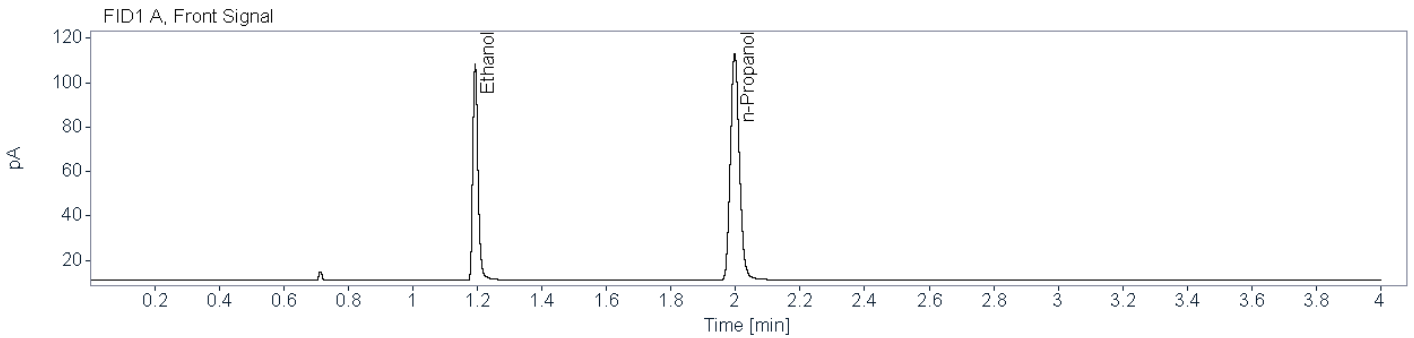


# Brazoria County Sheriff's Office Crime Lab

## Toxicology

### Ethanol Analysis

**Sample Name:** 0.100 g/100mL Cal (24-2002)      **Description:**      **Sample Barcode:** 24-2002      **Vial Number:** 4  
**Instrument:** BAC 1      **Acq. Method:** BAC.M      **Injection Date:** 9/25/2024 10:54:44 AM  
**Data File:** C:\Chem32\1\Data\2024\BAC\_20240925\_KB 2024-09-25 10-29-19\004F0401.D




**Name** FID1A

Compound	Peak Symmetry	RT [min]	Expected RT[min]	Area	Concentration [g/100 mL]
Ethanol	0.77111	1.193	1.193	108.4301	0.0981
n-Propanol	0.84491	1.997	1.997	197.5657	0.0100

**Name** FID2B

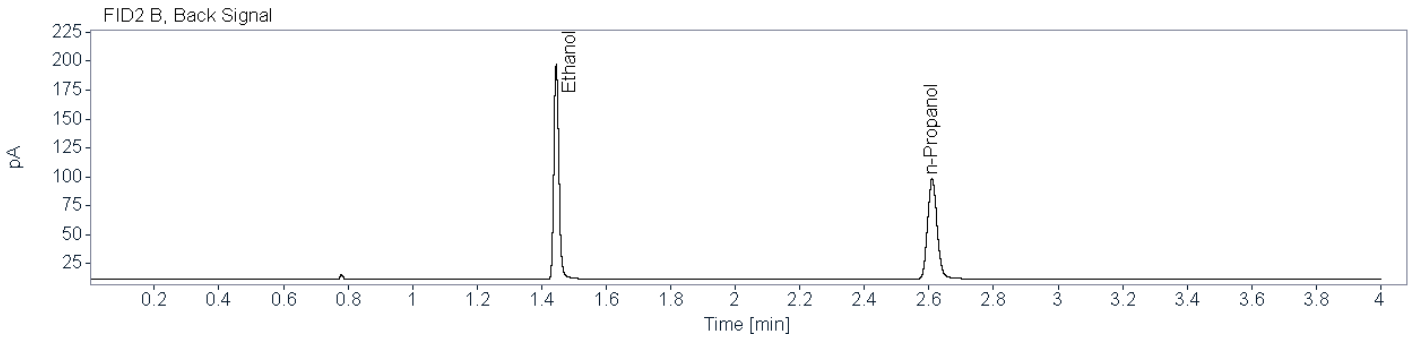
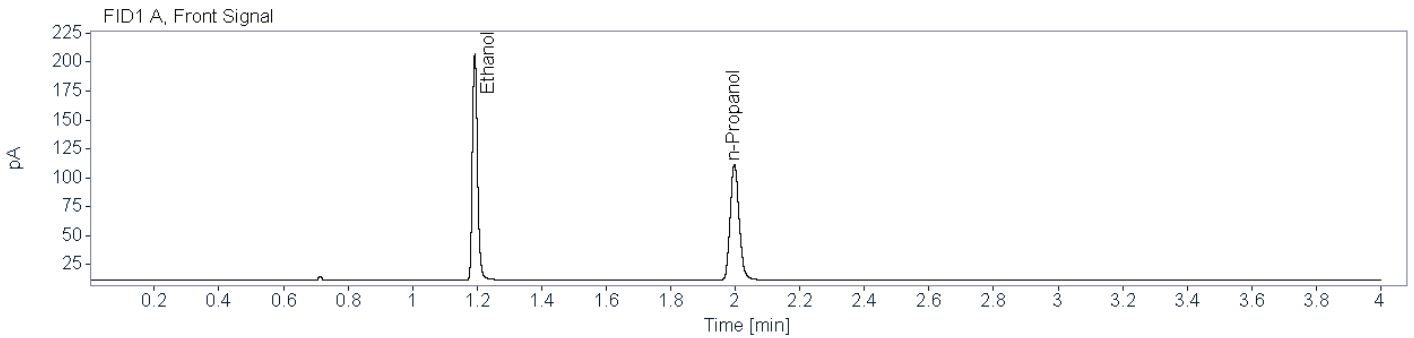
Compound	Peak Symmetry	RT [min]	Expected RT[min]	Area	Concentration [g/100 mL]
Ethanol	0.78734	1.445	1.445	100.9637	0.0982
n-Propanol	0.87615	2.610	2.610	179.7571	0.0100





**Brazoria County Sheriff's Office Crime Lab**  
**Toxicology**  
**Ethanol Analysis**

**Sample Name:** 0.200 g/100mL Cal (24-2003)      **Description:**      **Sample Barcode:** 24-2003      **Vial Number:** 5  
**Instrument:** BAC 1      **Acq. Method:** BAC.M      **Injection Date:** 9/25/2024 11:00:26 AM  
**Data File:** C:\Chem32\1\Data\2024\BAC\_20240925\_KB 2024-09-25 10-29-19\005F0501.D



**Name** FID1A

Compound	Peak Symmetry	RT [min]	Expected RT[min]	Area	Concentration [g/100 mL]
Ethanol	0.79741	1.193	1.193	216.3836	0.1980
n-Propanol	0.83811	1.997	1.997	193.9752	0.0100

**Name** FID2B

Compound	Peak Symmetry	RT [min]	Expected RT[min]	Area	Concentration [g/100 mL]
Ethanol	0.81815	1.445	1.445	200.9966	0.1977
n-Propanol	0.86560	2.610	2.610	176.3998	0.0100

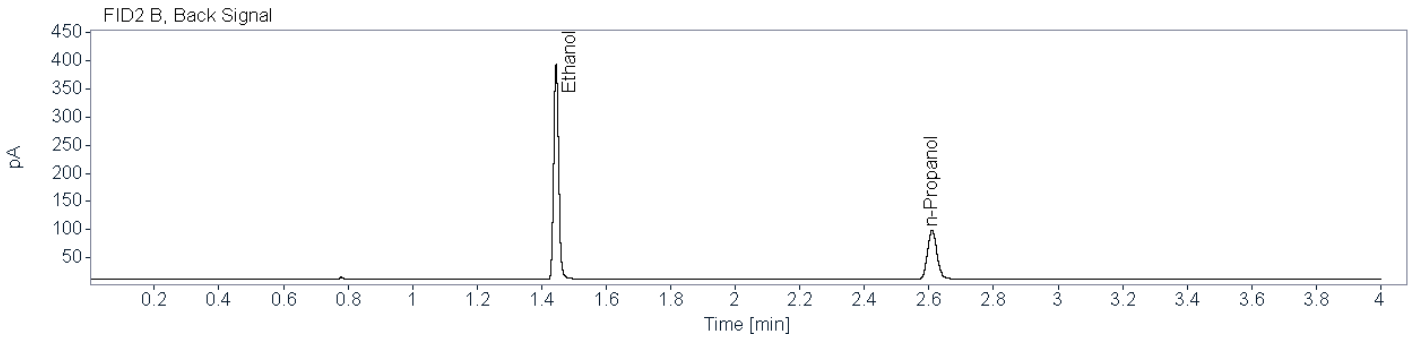
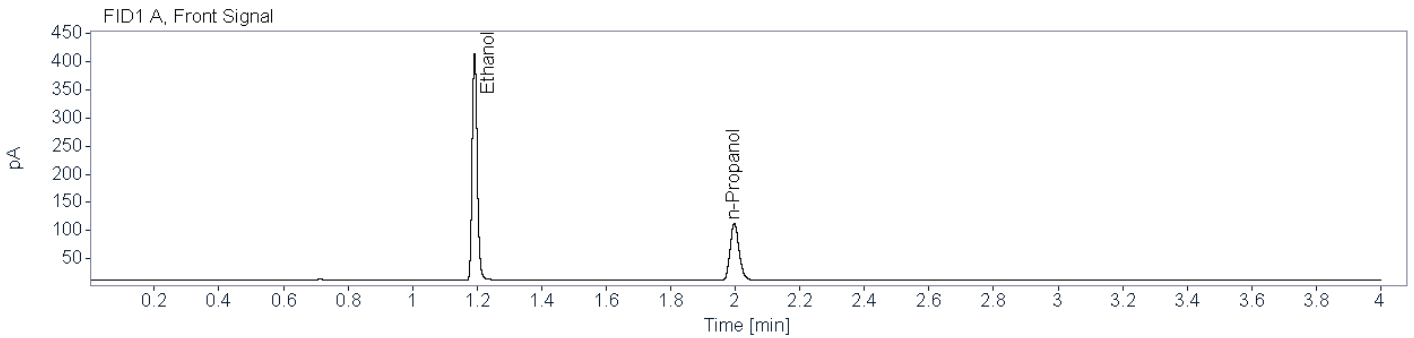


# Brazoria County Sheriff's Office Crime Lab

## Toxicology

### Ethanol Analysis

**Sample Name:** 0.400 g/100mL Cal (24-2004)      **Description:**      **Sample Barcode:** 24-2004      **Vial Number:** 6  
**Instrument:** BAC 1      **Acq. Method:** BAC.M      **Injection Date:** 9/25/2024 11:05:09 AM  
**Data File:** C:\Chem32\1\Data\2024\BAC\_20240925\_KB 2024-09-25 10-29-19\006F0601.D



**Name** FID1A

Compound	Peak Symmetry	RT [min]	Expected RT[min]	Area	Concentration [g/100 mL]
Ethanol	0.82976	1.192	1.192	441.9477	0.3999
n-Propanol	0.83451	1.997	1.997	195.3998	0.0100

**Name** FID2B

Compound	Peak Symmetry	RT [min]	Expected RT[min]	Area	Concentration [g/100 mL]
Ethanol	0.86540	1.445	1.445	410.8928	0.4000
n-Propanol	0.86361	2.610	2.610	177.6055	0.0100

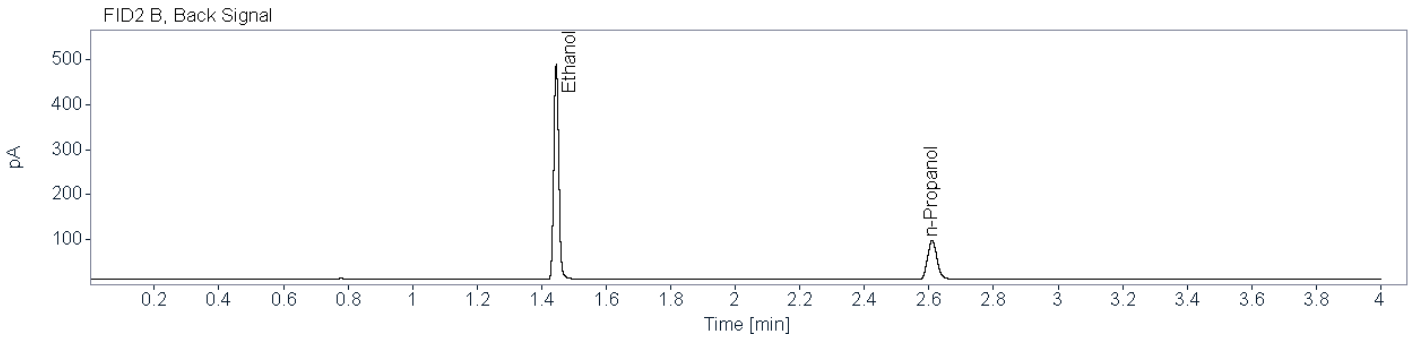
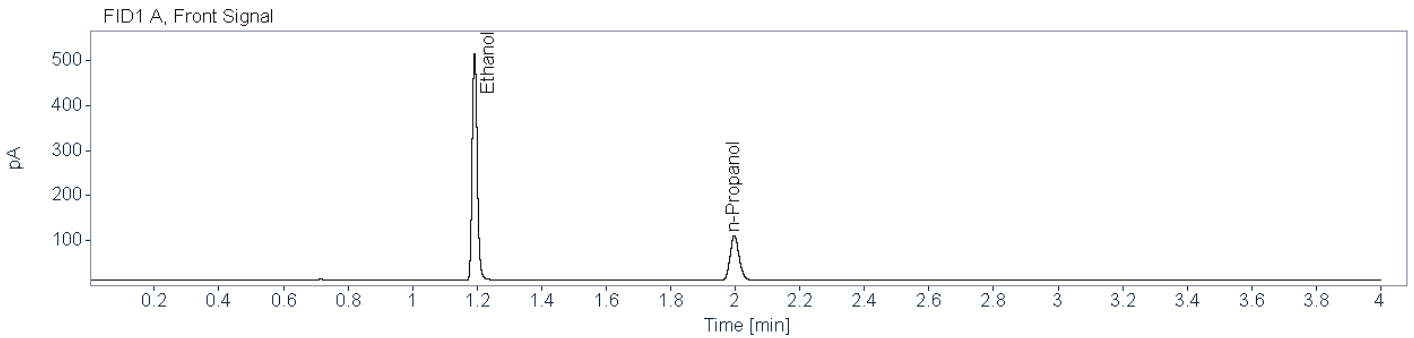


# Brazoria County Sheriff's Office Crime Lab

## Toxicology

### Ethanol Analysis

**Sample Name:** 0.500 g/100mL Cal (24-2006)      **Description:**      **Sample Barcode:** 24-2006      **Vial Number:** 7  
**Instrument:** BAC 1      **Acq. Method:** BAC.M      **Injection Date:** 9/25/2024 11:11:32 AM  
**Data File:** C:\Chem32\1\Data\2024\BAC\_20240925\_KB 2024-09-25 10-29-19\007F0701.D



**Name** FID1A

Compound	Peak Symmetry	RT [min]	Expected RT[min]	Area	Concentration [g/100 mL]
Ethanol	0.84148	1.192	1.192	552.6608	0.5050
n-Propanol	0.82950	1.997	1.997	193.3430	0.0100

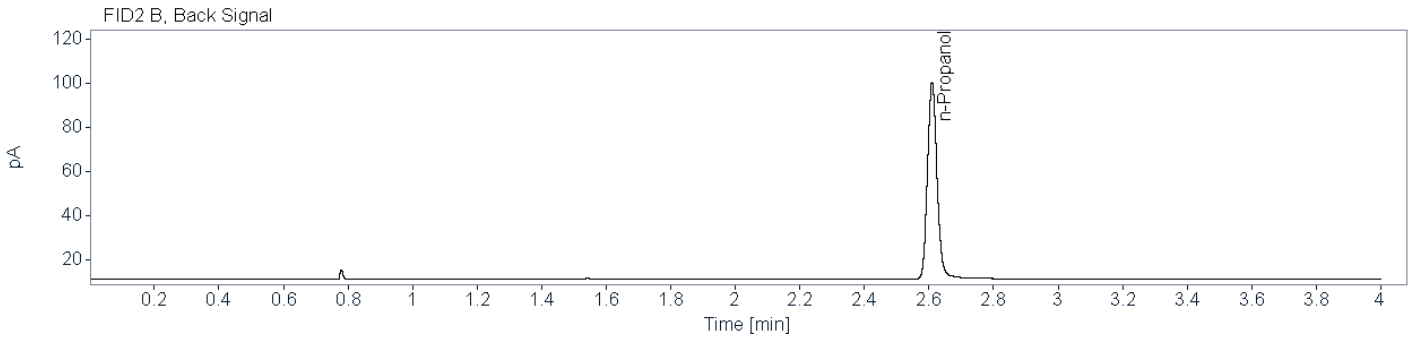
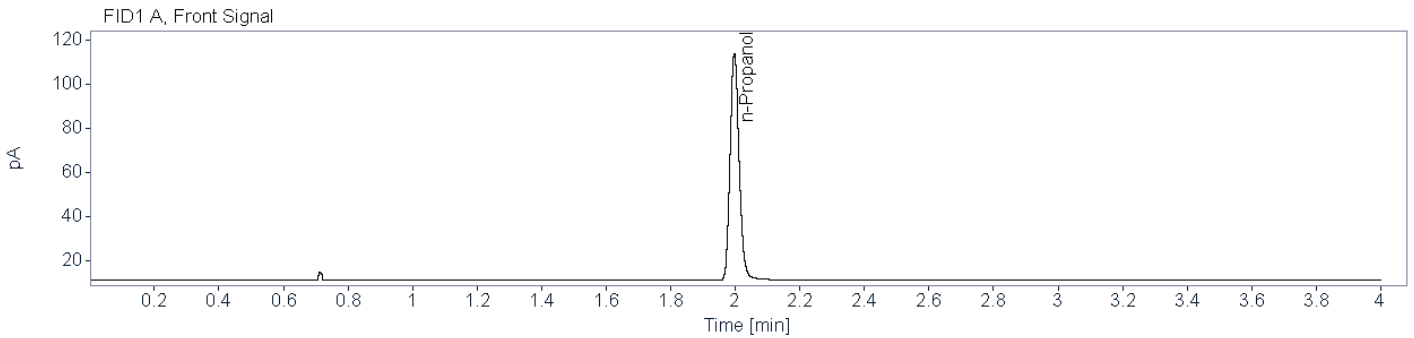
**Name** FID2B

Compound	Peak Symmetry	RT [min]	Expected RT[min]	Area	Concentration [g/100 mL]
Ethanol	0.88644	1.445	1.445	513.9324	0.5051
n-Propanol	0.86449	2.610	2.610	175.7911	0.0100



**Brazoria County Sheriff's Office Crime Lab**  
**Toxicology**  
**Ethanol Analysis**

**Sample Name:** Negative (24-2005)      **Description:**      **Sample Barcode:** 24-2005      **Vial Number:** 8  
**Instrument:** BAC 1      **Acq. Method:** BAC.M      **Injection Date:** 9/25/2024 11:16:24 AM  
**Data File:** C:\Chem32\1\Data\2024\BAC\_20240925\_KB 2024-09-25 10-29-19\008F0801.D



**Name** FID1A

Compound	Peak Symmetry	RT [min]	Expected RT[min]	Area	Concentration [g/100 mL]
n-Propanol	0.83198	1.997	1.997	199.5212	0.0100

**Name** FID2B

Compound	Peak Symmetry	RT [min]	Expected RT[min]	Area	Concentration [g/100 mL]
n-Propanol	0.86621	2.610	2.610	181.2267	0.0100

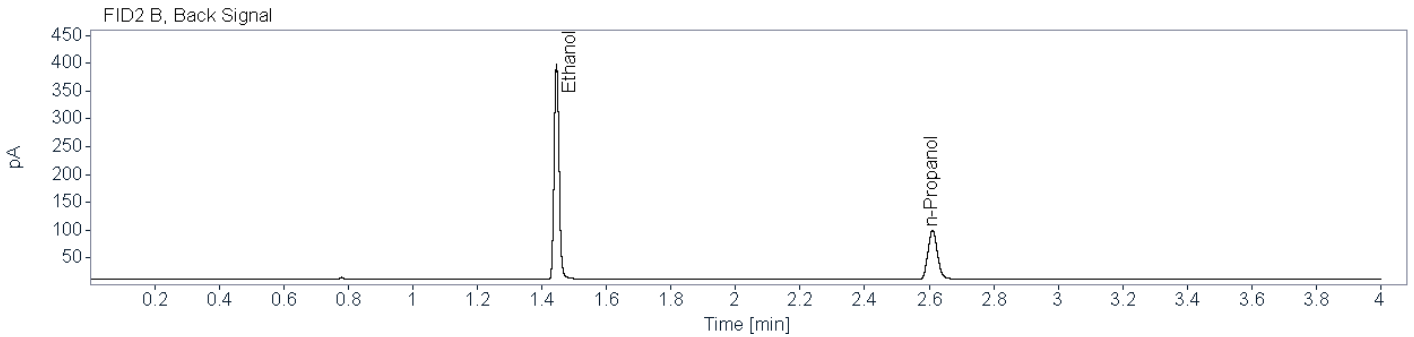
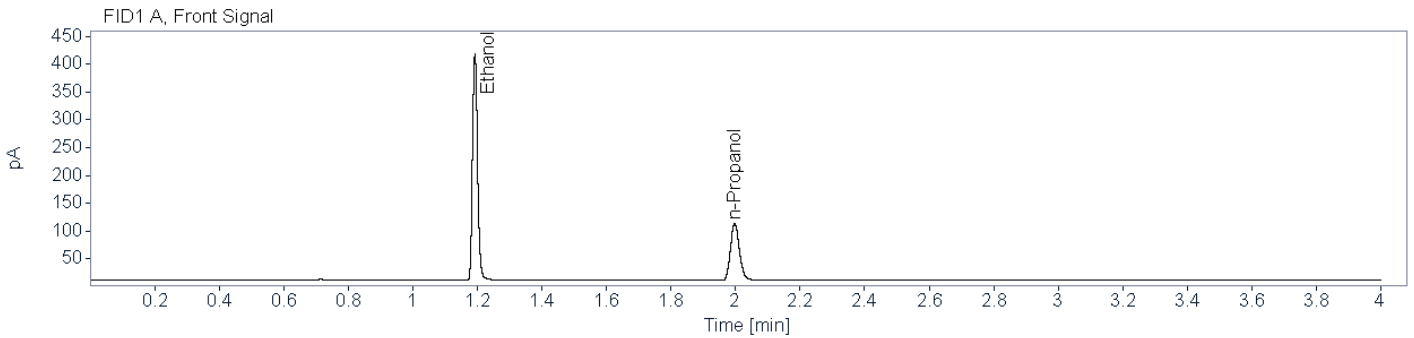


# Brazoria County Sheriff's Office Crime Lab

## Toxicology

### Ethanol Analysis

**Sample Name:** High QC (24-2007)      **Description:**      **Sample Barcode:** 24-2007      **Vial Number:** 9  
**Instrument:** BAC 1      **Acq. Method:** BAC.M      **Injection Date:** 9/25/2024 11:21:56 AM  
**Data File:** C:\Chem32\1\Data\2024\BAC\_20240925\_KB 2024-09-25 10-29-19\009F0901.D



**Name** FID1A

Compound	Peak Symmetry	RT [min]	Expected RT[min]	Area	Concentration [g/100 mL]
Ethanol	0.83532	1.192	1.192	446.1674	0.3986
n-Propanol	0.84204	1.997	1.997	197.9109	0.0100

**Name** FID2B

Compound	Peak Symmetry	RT [min]	Expected RT[min]	Area	Concentration [g/100 mL]
Ethanol	0.87168	1.445	1.445	414.9290	0.3996
n-Propanol	0.87241	2.610	2.610	179.5381	0.0100

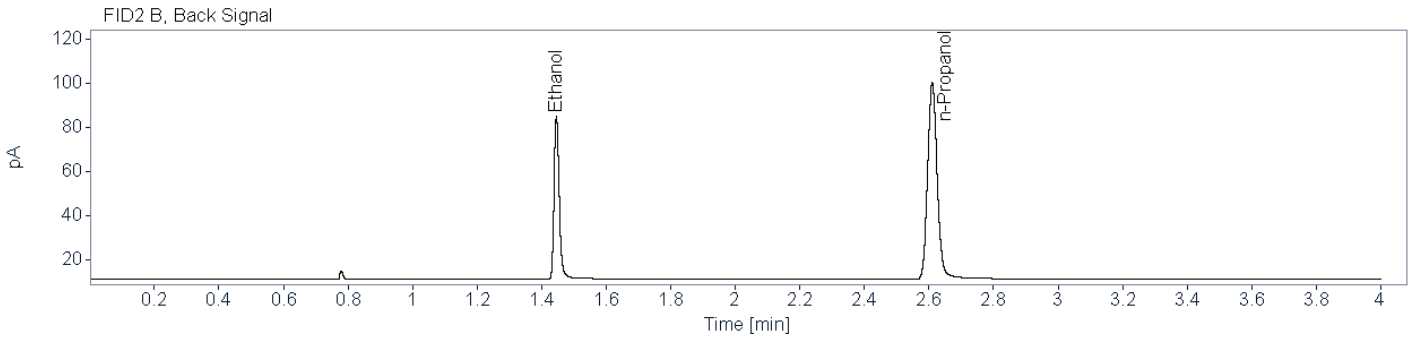
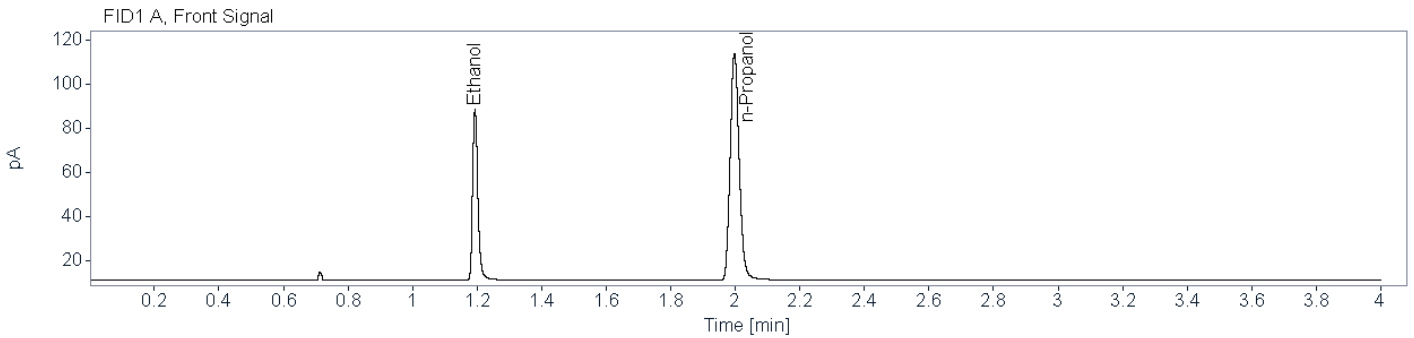


# Brazoria County Sheriff's Office Crime Lab

## Toxicology

### Ethanol Analysis

**Sample Name:** Low QC (24-2008)      **Description:**      **Sample Barcode:** 24-2008      **Vial Number:** 10  
**Instrument:** BAC 1      **Acq. Method:** BAC.M      **Injection Date:** 9/25/2024 11:26:49 AM  
**Data File:** C:\Chem32\1\Data\2024\BAC\_20240925\_KB 2024-09-25 10-29-19\010F1001.D



**Name** FID1A

Compound	Peak Symmetry	RT [min]	Expected RT[min]	Area	Concentration [g/100 mL]
Ethanol	0.75179	1.194	1.192	87.0154	0.0786
n-Propanol	0.83697	1.997	1.997	198.6849	0.0100

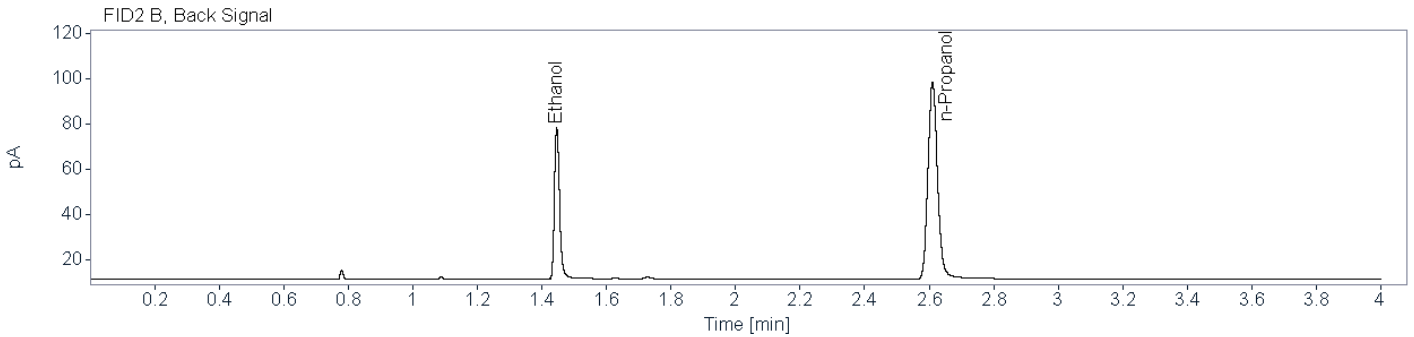
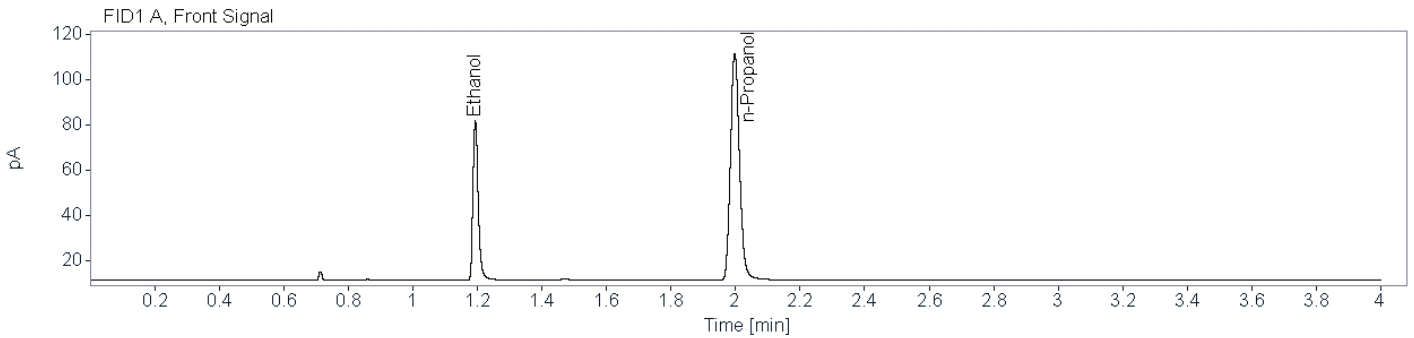
**Name** FID2B

Compound	Peak Symmetry	RT [min]	Expected RT[min]	Area	Concentration [g/100 mL]
Ethanol	0.77697	1.446	1.445	81.1358	0.0790
n-Propanol	0.86758	2.610	2.610	180.3401	0.0100



**Brazoria County Sheriff's Office Crime Lab**  
**Toxicology**  
**Ethanol Analysis**

**Sample Name:** Blood QC A (24-2009)      **Description:**      **Sample Barcode** 24-2009      **Vial Number:** 11  
**Instrument:** BAC 1      **Acq. Method:** BAC.M      **Injection Date:** 9/25/2024 11:32:19 AM  
**Data File:** C:\Chem32\1\Data\2024\BAC\_20240925\_KB 2024-09-25 10-29-19\011F1101.D



**Name** FID1A

Compound	Peak Symmetry	RT [min]	Expected RT[min]	Area	Concentration [g/100 mL]
Ethanol	0.74273	1.194	1.192	79.8612	0.0736
n-Propanol	0.83781	1.997	1.997	195.0036	0.0100

**Name** FID2B

Compound	Peak Symmetry	RT [min]	Expected RT[min]	Area	Concentration [g/100 mL]
Ethanol	0.76947	1.446	1.445	73.8192	0.0734
n-Propanol	0.86937	2.610	2.610	176.6671	0.0100

Blood QC A failed to meet acceptance criteria, outside 5% of target -KB 10/2/2024

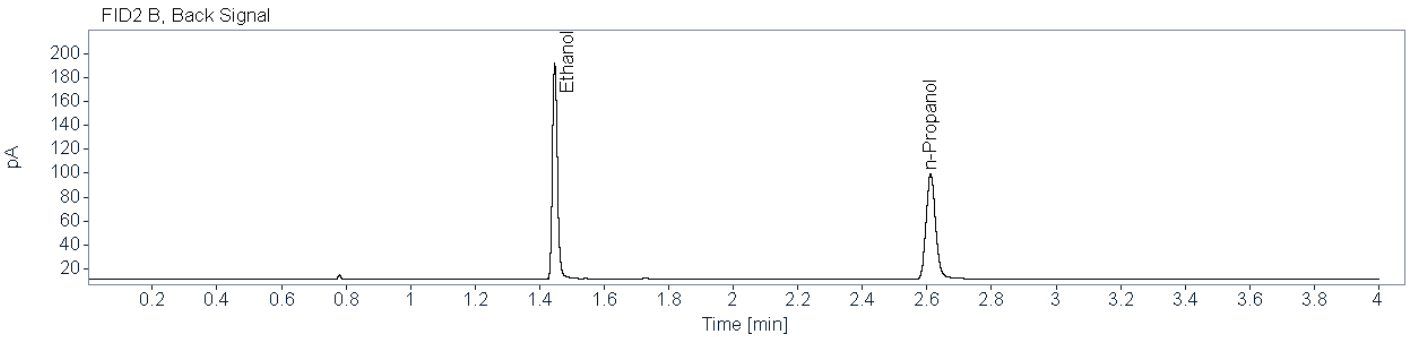
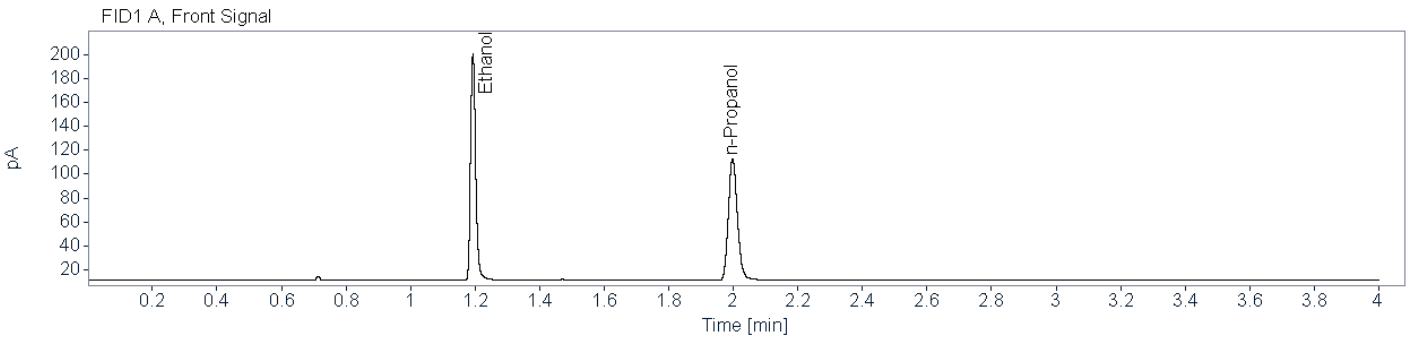


# Brazoria County Sheriff's Office Crime Lab

## Toxicology

### Ethanol Analysis

**Sample Name:** Blood QC B (24-2020)      **Description:**      **Sample Barcode:** 24-2020      **Vial Number:** 22  
**Instrument:** BAC 1      **Acq. Method:** BAC.M      **Injection Date:** 9/25/2024 12:29:13 PM  
**Data File:** C:\Chem32\1\Data\2024\BAC\_20240925\_KB 2024-09-25 10-29-19\022F2201.D



**Name** FID1A

Compound	Peak Symmetry	RT [min]	Expected RT[min]	Area	Concentration [g/100 mL]
Ethanol	0.78167	1.193	1.192	208.9007	0.1887
n-Propanol	0.83158	1.998	1.997	196.5746	0.0100

**Name** FID2B

Compound	Peak Symmetry	RT [min]	Expected RT[min]	Area	Concentration [g/100 mL]
Ethanol	0.81187	1.447	1.445	194.1351	0.1895
n-Propanol	0.86829	2.612	2.610	177.8651	0.0100



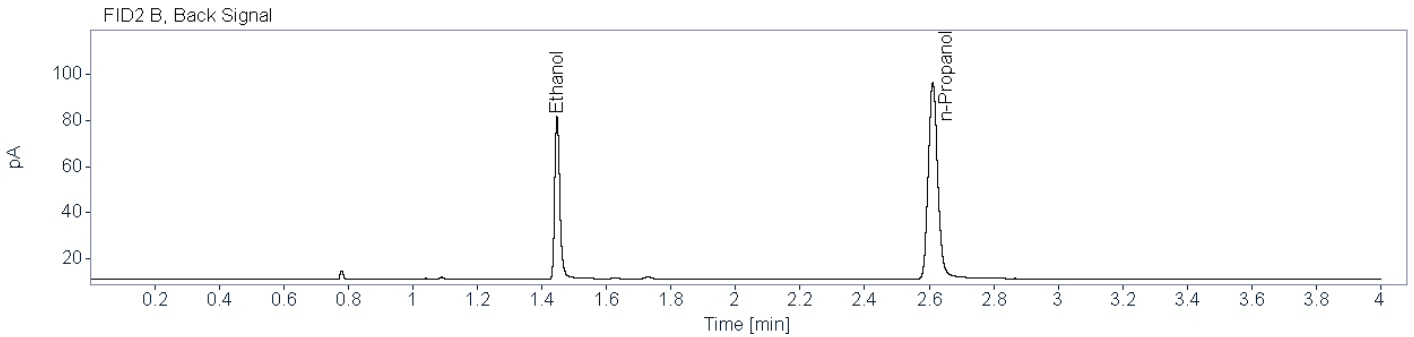
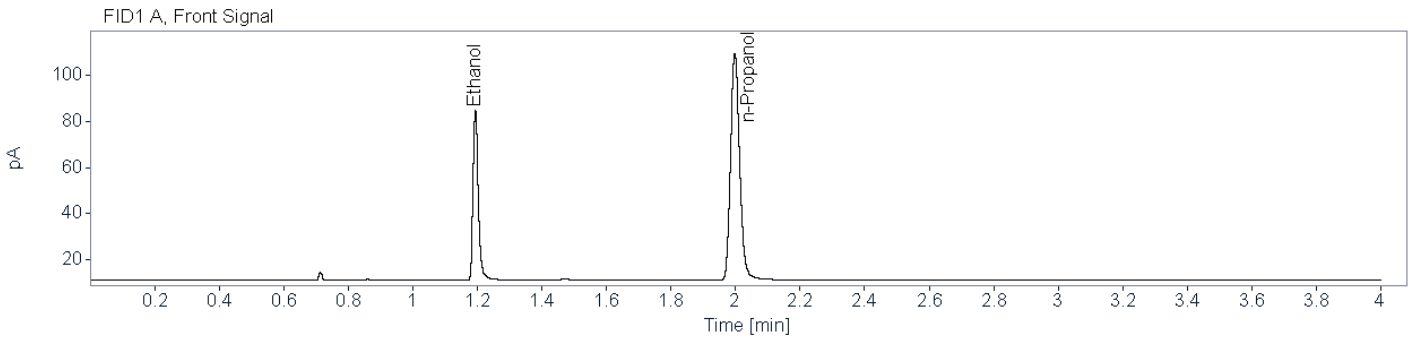


# Brazoria County Sheriff's Office Crime Lab

## Toxicology

### Ethanol Analysis

**Sample Name:** Blood QC A (24-2031)      **Description:**      **Sample Barcode:** 24-2031      **Vial Number:** 33  
**Instrument:** BAC 1      **Acq. Method:** BAC.M      **Injection Date:** 9/25/2024 1:26:44 PM  
**Data File:** C:\Chem32\1\Data\2024\BAC\_20240925\_KB 2024-09-25 10-29-19\033F3301.D



**Name** FID1A

Compound	Peak Symmetry	RT [min]	Expected RT[min]	Area	Concentration [g/100 mL]
Ethanol	0.74271	1.194	1.192	83.1179	0.0783
n-Propanol	0.82686	1.998	1.997	190.5567	0.0100

**Name** FID2B

Compound	Peak Symmetry	RT [min]	Expected RT[min]	Area	Concentration [g/100 mL]
Ethanol	0.78381	1.447	1.445	77.0537	0.0786
n-Propanol	0.86298	2.611	2.610	172.1063	0.0100

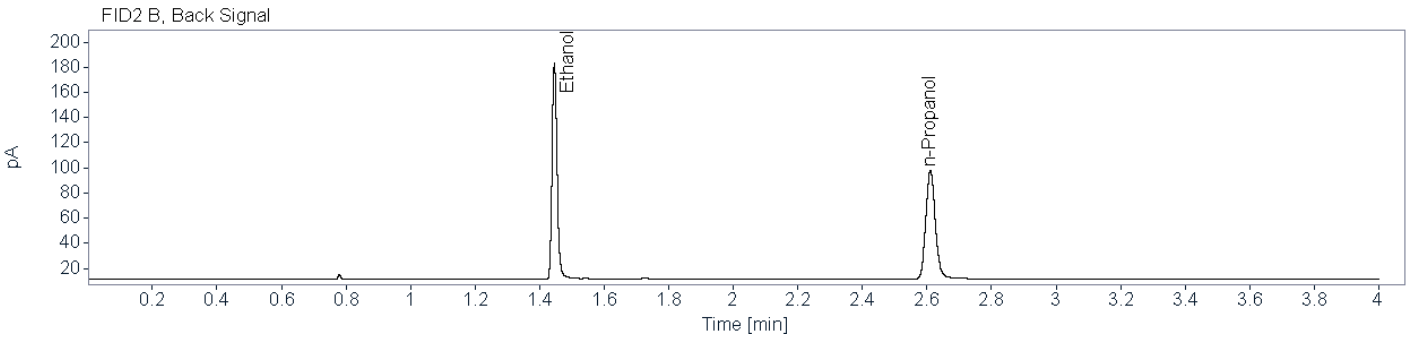
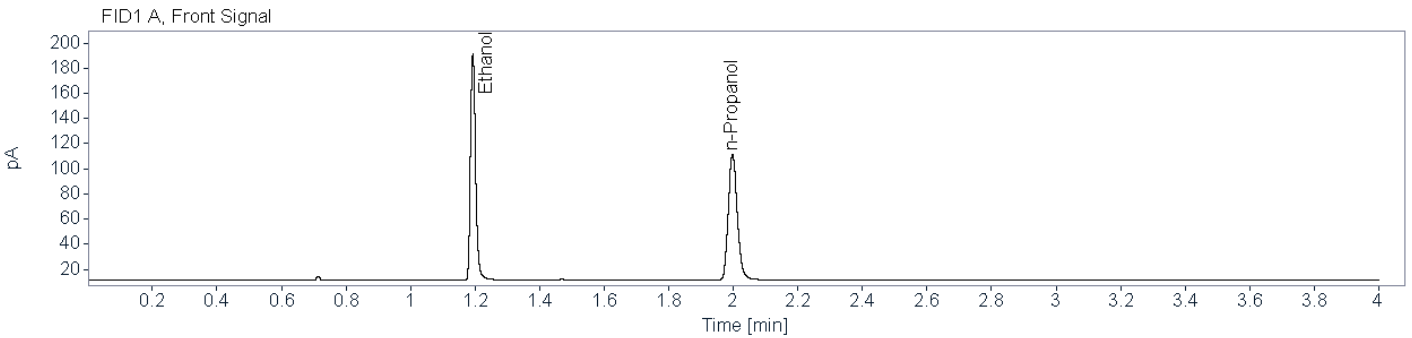


# Brazoria County Sheriff's Office Crime Lab

## Toxicology

### Ethanol Analysis

**Sample Name:** Blood QC B (24-2037)      **Description:**      **Sample Barcode:** 24-2037      **Vial Number:** 39  
**Instrument:** BAC 1      **Acq. Method:** BAC.M      **Injection Date:** 9/25/2024 1:57:56 PM  
**Data File:** C:\Chem32\1\Data\2024\BAC\_20240925\_KB 2024-09-25 10-29-19\039F3901.D



**Name** FID1A

Compound	Peak Symmetry	RT [min]	Expected RT[min]	Area	Concentration [g/100 mL]
Ethanol	0.78451	1.193	1.192	200.0909	0.1829
n-Propanol	0.82917	1.998	1.997	194.2508	0.0100

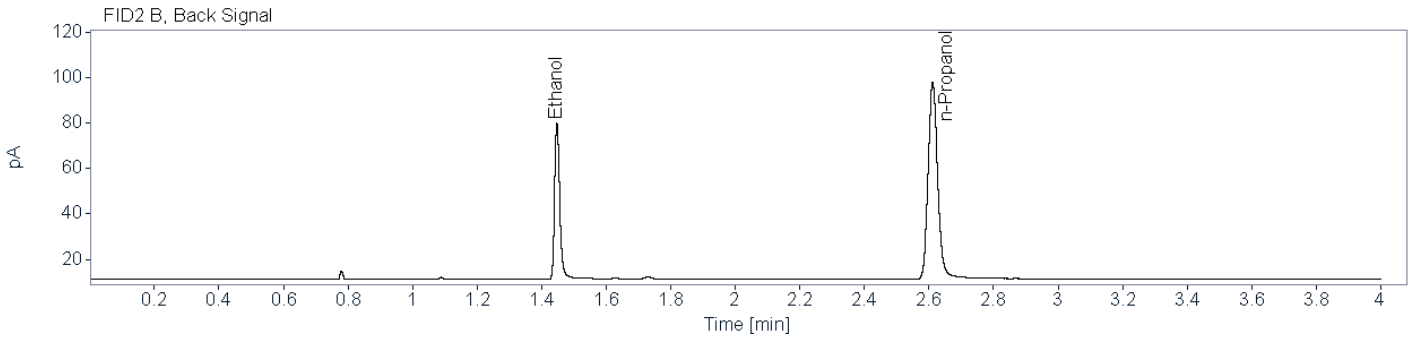
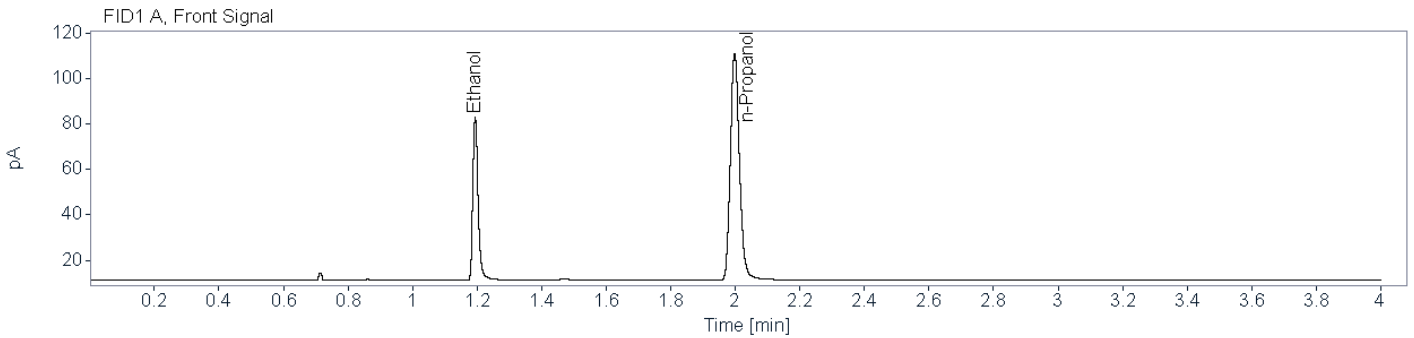
**Name** FID2B

Compound	Peak Symmetry	RT [min]	Expected RT[min]	Area	Concentration [g/100 mL]
Ethanol	0.80776	1.446	1.445	185.6276	0.1839
n-Propanol	0.85790	2.611	2.610	175.2299	0.0100



**Brazoria County Sheriff's Office Crime Lab**  
**Toxicology**  
**Ethanol Analysis**

**Sample Name:** Blood QC A (24-2043)      **Description:**      **Sample Barcode:** 24-2043      **Vial Number:** 45  
**Instrument:** BAC 1      **Acq. Method:** BAC.M      **Injection Date:** 9/25/2024 2:29:08 PM  
**Data File:** C:\Chem32\1\Data\2024\BAC\_20240925\_KB 2024-09-25 10-29-19\045F4501.D




**Name** FID1A

Compound	Peak Symmetry	RT [min]	Expected RT[min]	Area	Concentration [g/100 mL]
Ethanol	0.74996	1.194	1.192	81.0654	0.0752
n-Propanol	0.82653	1.998	1.997	193.7424	0.0100

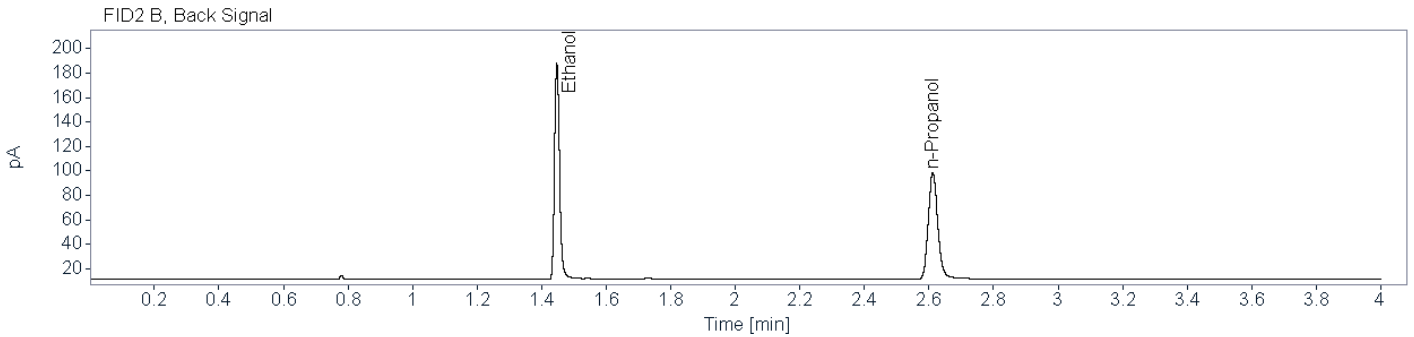
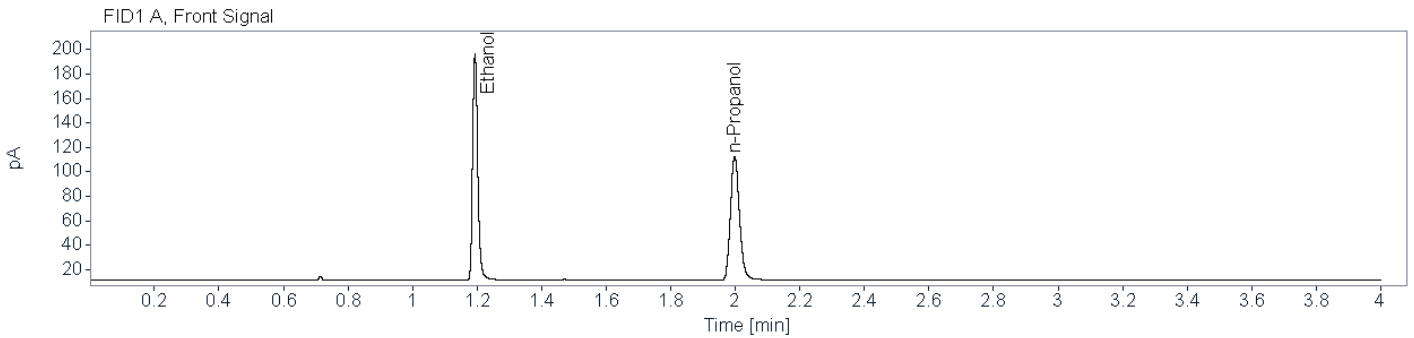
**Name** FID2B

Compound	Peak Symmetry	RT [min]	Expected RT[min]	Area	Concentration [g/100 mL]
Ethanol	0.77785	1.448	1.445	75.2469	0.0756
n-Propanol	0.85951	2.612	2.610	174.8787	0.0100



**Brazoria County Sheriff's Office Crime Lab**  
**Toxicology**  
**Ethanol Analysis**

**Sample Name:** Blood QC B (24-2054)      **Description:**      **Sample Barcode:** 24-2054      **Vial Number:** 56  
**Instrument:** BAC 1      **Acq. Method:** BAC.M      **Injection Date:** 9/25/2024 3:26:01 PM  
**Data File:** C:\Chem32\1\Data\2024\BAC\_20240925\_KB 2024-09-25 10-29-19\056F5601.D



**Name** FID1A

Compound	Peak Symmetry	RT [min]	Expected RT[min]	Area	Concentration [g/100 mL]
Ethanol	0.77650	1.194	1.192	204.8205	0.1857
n-Propanol	0.82762	1.998	1.997	195.8817	0.0100

**Name** FID2B

Compound	Peak Symmetry	RT [min]	Expected RT[min]	Area	Concentration [g/100 mL]
Ethanol	0.81514	1.447	1.445	190.1042	0.1872
n-Propanol	0.86321	2.612	2.610	176.3075	0.0100

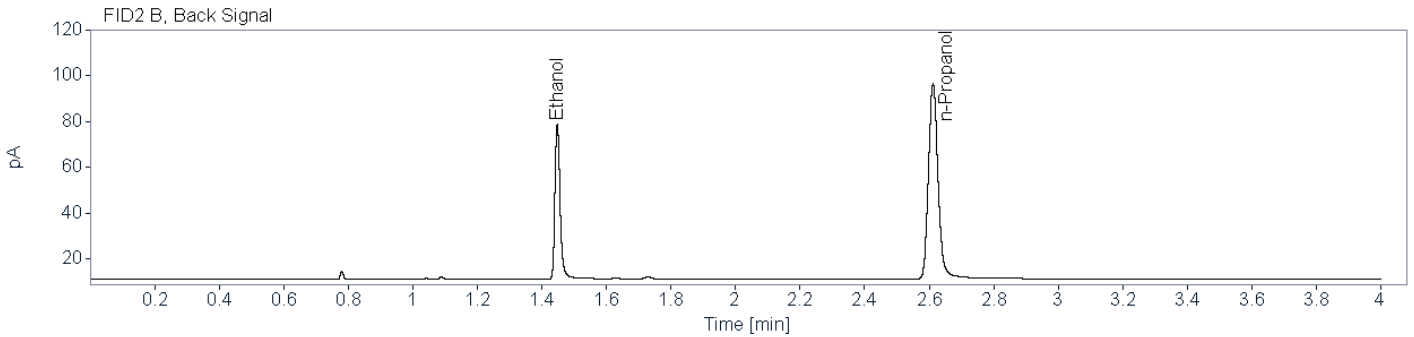
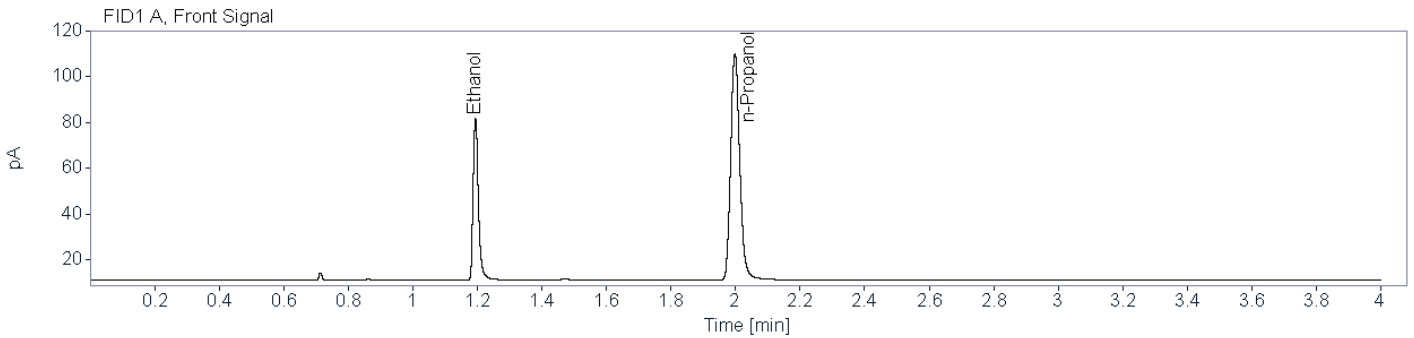


# Brazoria County Sheriff's Office Crime Lab

## Toxicology

### Ethanol Analysis

**Sample Name:** Blood QC A (24-2065)      **Description:**      **Sample Barcode:** 24-2065      **Vial Number:** 67  
**Instrument:** BAC 1      **Acq. Method:** BAC.M      **Injection Date:** 9/25/2024 4:23:33 PM  
**Data File:** C:\Chem32\1\Data\2024\BAC\_20240925\_KB 2024-09-25 10-29-19\067F6701.D



**Name** FID1A

Compound	Peak Symmetry	RT [min]	Expected RT[min]	Area	Concentration [g/100 mL]
Ethanol	0.74042	1.194	1.192	79.5860	0.0748
n-Propanol	0.82239	1.998	1.997	191.1526	0.0100

**Name** FID2B

Compound	Peak Symmetry	RT [min]	Expected RT[min]	Area	Concentration [g/100 mL]
Ethanol	0.76539	1.448	1.445	73.8346	0.0755
n-Propanol	0.84472	2.612	2.610	171.7586	0.0100

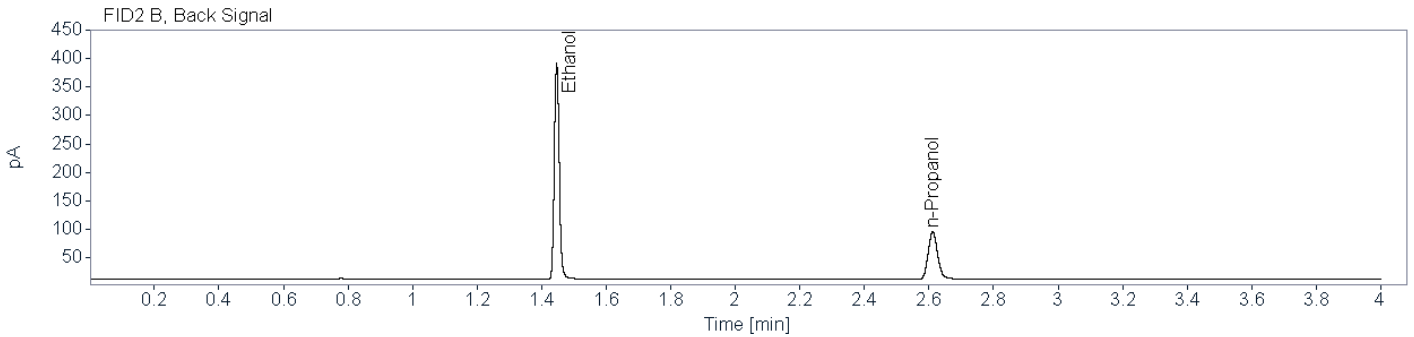
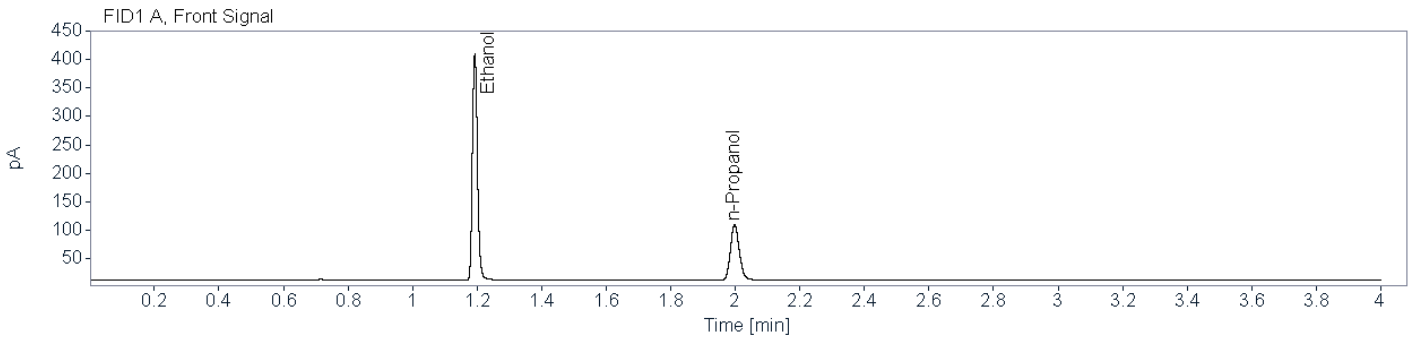


# Brazoria County Sheriff's Office Crime Lab

## Toxicology

### Ethanol Analysis

**Sample Name:** High QC (24-2066)      **Description:**      **Sample Barcode:** 24-2066      **Vial Number:** 68  
**Instrument:** BAC 1      **Acq. Method:** BAC.M      **Injection Date:** 9/25/2024 4:29:08 PM  
**Data File:** C:\Chem32\1\Data\2024\BAC\_20240925\_KB 2024-09-25 10-29-19\068F6801.D




**Name** FID1A

Compound	Peak Symmetry	RT [min]	Expected RT[min]	Area	Concentration [g/100 mL]
Ethanol	0.82327	1.193	1.192	436.5340	0.4078
n-Propanol	0.82142	1.998	1.997	189.2774	0.0100

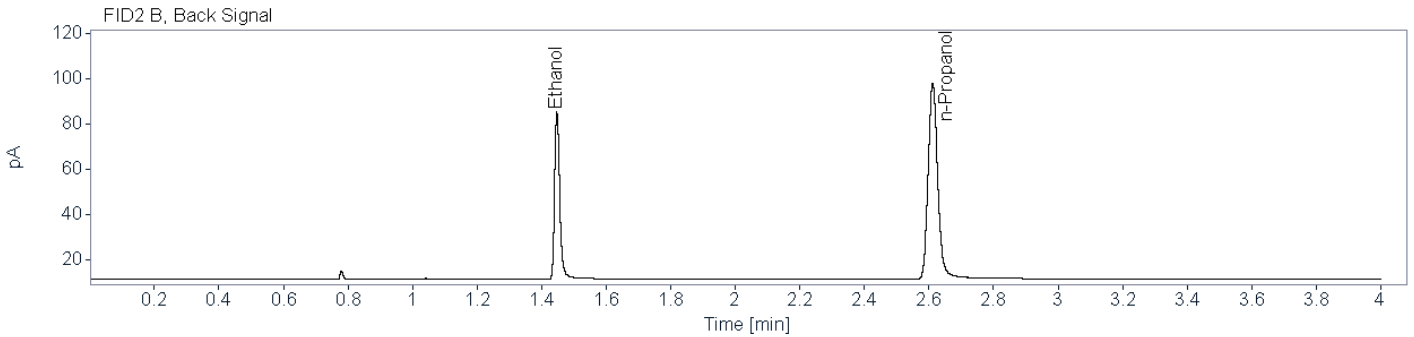
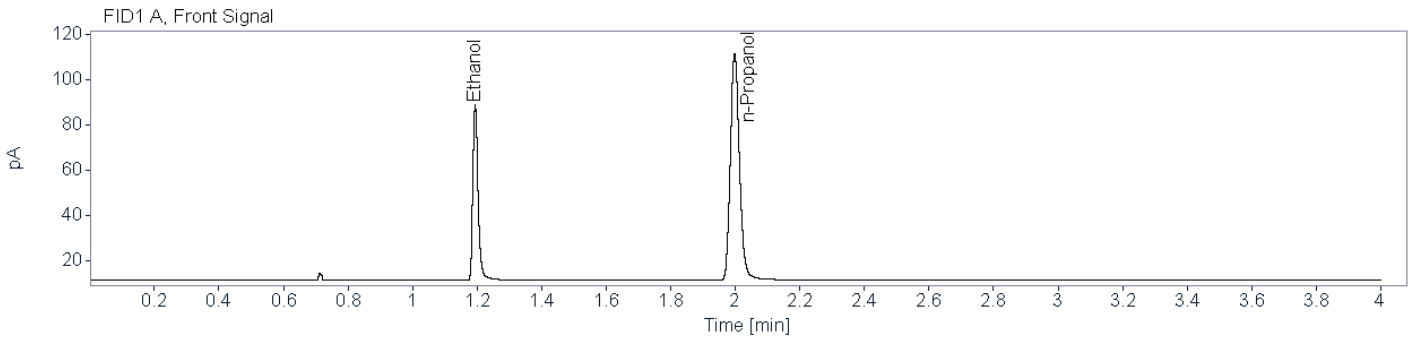
**Name** FID2B

Compound	Peak Symmetry	RT [min]	Expected RT[min]	Area	Concentration [g/100 mL]
Ethanol	0.86019	1.447	1.445	406.1519	0.4123
n-Propanol	0.85593	2.612	2.610	170.2821	0.0100



**Brazoria County Sheriff's Office Crime Lab**  
**Toxicology**  
**Ethanol Analysis**

**Sample Name:** Low (24-2067)      **Description:**      **Sample Barcode:** 24-2067      **Vial Number:** 69  
**Instrument:** BAC 1      **Acq. Method:** BAC.M      **Injection Date:** 9/25/2024 4:33:56 PM  
**Data File:** C:\Chem32\1\Data\2024\BAC\_20240925\_KB 2024-09-25 10-29-19\069F6901.D




**Name** FID1A

Compound	Peak Symmetry	RT [min]	Expected RT[min]	Area	Concentration [g/100 mL]
Ethanol	0.75416	1.194	1.192	86.7715	0.0801
n-Propanol	0.82405	1.998	1.997	194.4232	0.0100

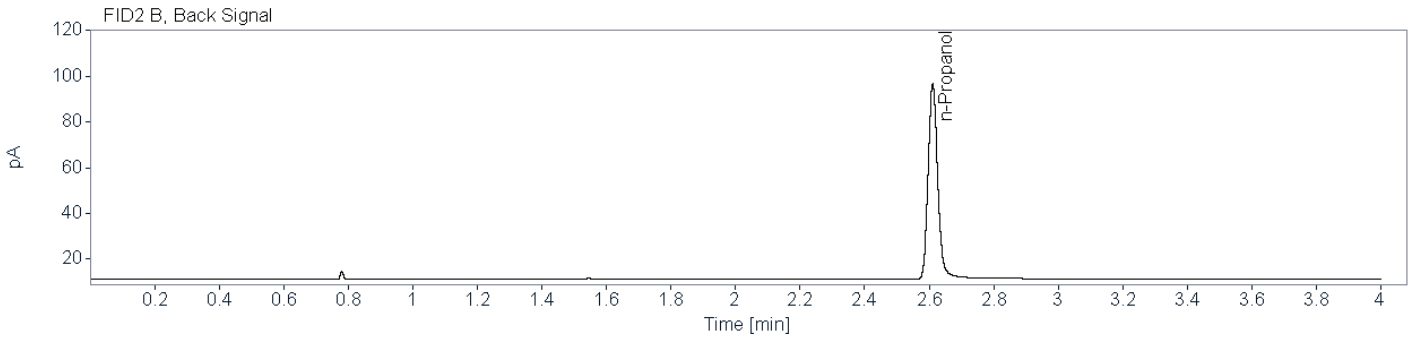
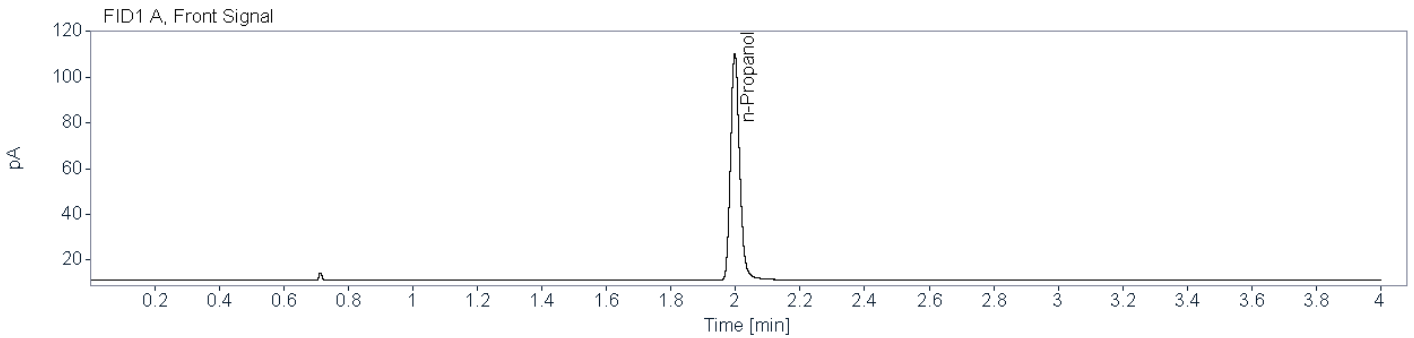
**Name** FID2B

Compound	Peak Symmetry	RT [min]	Expected RT[min]	Area	Concentration [g/100 mL]
Ethanol	0.77825	1.448	1.445	80.7013	0.0810
n-Propanol	0.85715	2.612	2.610	174.8129	0.0100



**Brazoria County Sheriff's Office Crime Lab**  
**Toxicology**  
**Ethanol Analysis**

**Sample Name:** DI Water (24-2068)      **Description:**      **Sample Barcode:** 24-2068      **Vial Number:** 70  
**Instrument:** BAC 1      **Acq. Method:** BAC.M      **Injection Date:** 9/25/2024 4:39:31 PM  
**Data File:** C:\Chem32\1\Data\2024\BAC\_20240925\_KB 2024-09-25 10-29-19\070F7001.D



**Name** FID1A

Compound	Peak Symmetry	RT [min]	Expected RT[min]	Area	Concentration [g/100 mL]
n-Propanol	0.83108	1.998	1.997	192.5726	0.0100

**Name** FID2B

Compound	Peak Symmetry	RT [min]	Expected RT[min]	Area	Concentration [g/100 mL]
n-Propanol	0.85804	2.611	2.610	172.9748	0.0100





# Brazoria County Crime Laboratory

Toxicology

## Ethanol Confirmation Worksheet

**Lab Number:**

BCCL-24-1413 001\_001

**Batch Name:** BAC\_20240925\_KB

**Instrument:** BAC-1

**Analyst:** Kayla M. Baylor

**Specimen type:**



Blood



Liquid



Other: \_\_\_\_\_

**Results:**

Ethanol

FID1

FID2

Aliquot 1:

0.2351

Aliquot 1:

0.2356

Aliquot 2:

0.2446

Aliquot 2:

0.2461

KB 10/2/2024

~~Reported Result: 0.240 g/100 mL~~

~~Reported UM: 0.035 g/100 mL~~

**Comments:**

Blood QC A failed to meet acceptance criteria, not within 5% of target, this sample will be repeated -KB 10/2/2024

**Total Number of Printed Examination Pages:** 0

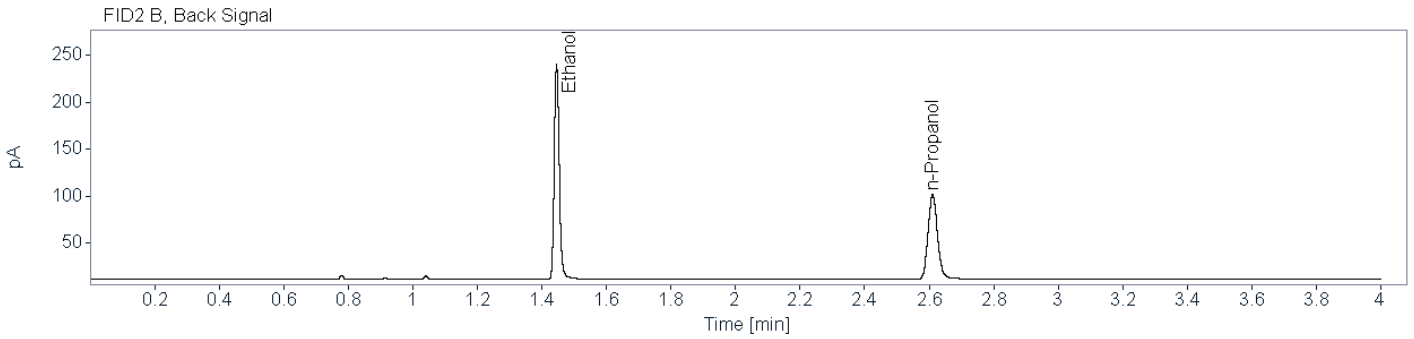
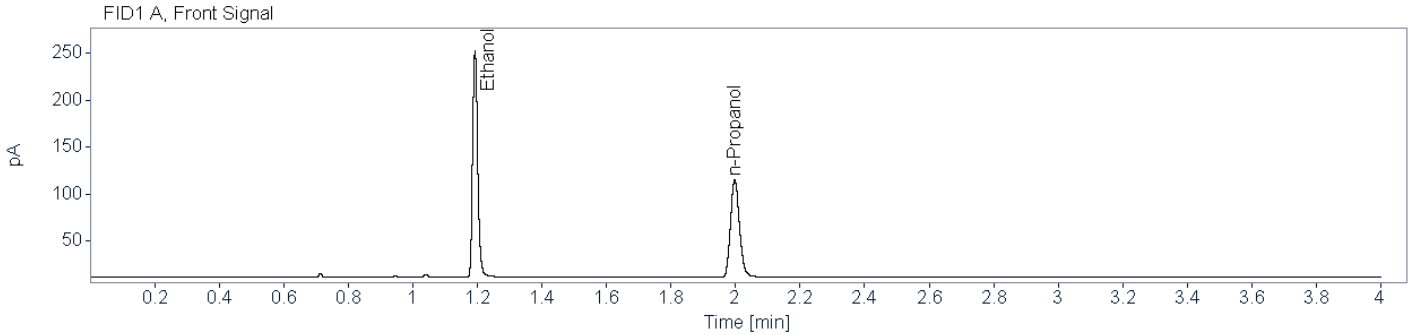


# Brazoria County Sheriff's Office Crime Lab

## Toxicology

### Ethanol Analysis

**Sample Name:** BCCL-24-1413 001\_001 (24-2010)    
**Description:** Alq 1    
**Sample Barcode:** 24-2010    
**Vial Number:** 12  
**Instrument:** BAC 1    
**Acq. Method:** BAC.M    
**Injection Date:** 9/25/2024 11:37:13 AM  
**Data File:** C:\Chem32\1\Data\2024\BAC\_20240925\_KB 2024-09-25 10-29-19\012F1201.D




**Name** FID1A

Compound	Peak Symmetry	RT [min]	Expected RT[min]	Area	Concentration [g/100 mL]
Ethanol	0.79811	1.193	1.192	265.7959	0.2351
n-Propanol	0.84303	1.997	1.997	200.4410	0.0100

**Name** FID2B

Compound	Peak Symmetry	RT [min]	Expected RT[min]	Area	Concentration [g/100 mL]
Ethanol	0.82080	1.446	1.445	247.1440	0.2356
n-Propanol	0.87504	2.610	2.610	181.8469	0.0100

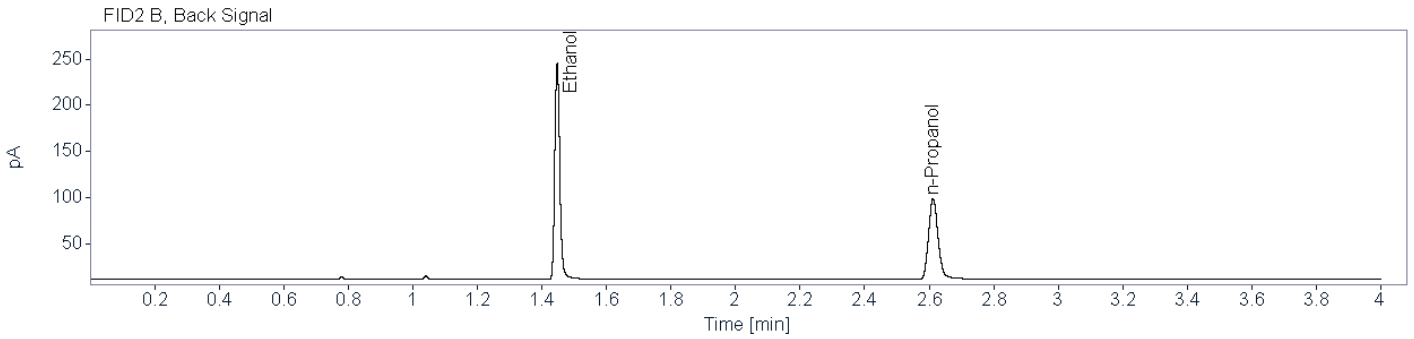
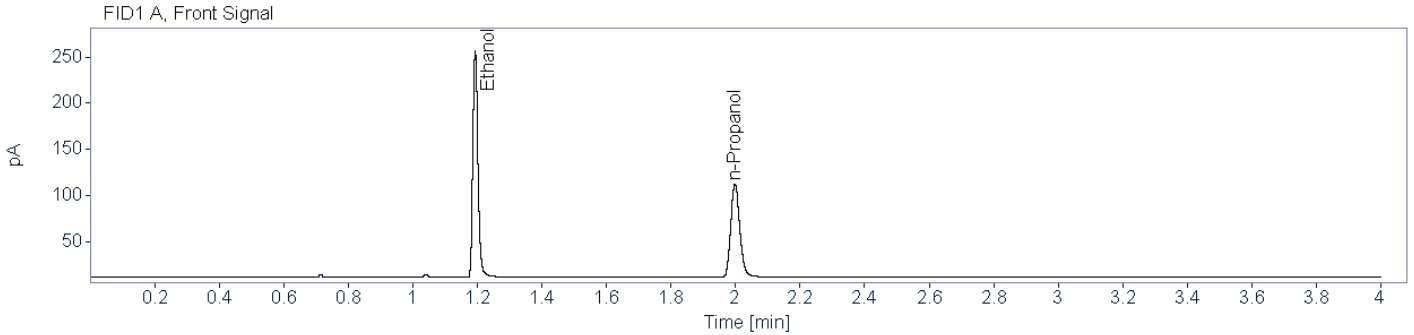


# Brazoria County Sheriff's Office Crime Lab

## Toxicology

### Ethanol Analysis

**Sample Name:** BCCL-24-1413 001\_001 (24-2064)    
**Description:** Alq 2    
**Sample Barcode:** 24-2064    
**Vial Number:** 66  
**Instrument:** BAC 1    
**Acq. Method:** BAC.M    
**Injection Date:** 9/25/2024 4:18:44 PM  
**Data File:** C:\Chem32\1\Data\2024\BAC\_20240925\_KB 2024-09-25 10-29-19\066F6601.D



**Name** FID1A

Compound	Peak Symmetry	RT [min]	Expected RT[min]	Area	Concentration [g/100 mL]
Ethanol	0.80475	1.193	1.192	269.9575	0.2446
n-Propanol	0.82304	1.998	1.997	195.6366	0.0100

**Name** FID2B

Compound	Peak Symmetry	RT [min]	Expected RT[min]	Area	Concentration [g/100 mL]
Ethanol	0.82203	1.447	1.445	250.9956	0.2461
n-Propanol	0.84729	2.612	2.610	176.7517	0.0100



# Brazoria County Crime Laboratory

Toxicology

## Ethanol Confirmation Worksheet

**Lab Number:**

BCCL-24-1429 002\_001

**Batch Name:** BAC\_20240925\_KB

**Instrument:** BAC-1

**Analyst:** Kayla M. Baylor

**Specimen type:**



Blood



Liquid



Other: \_\_\_\_\_

**Results:**

Ethanol

FID1

FID2

Aliquot 1:

0.0545

Aliquot 1:

0.0547

Aliquot 2:

0.0537

Aliquot 2:

0.0543

KB 10/2/2024

**Reported Result:** ~~0.054~~ g/100 mL

**Reported UM:** ~~0.008~~ g/100 mL

**Comments:**

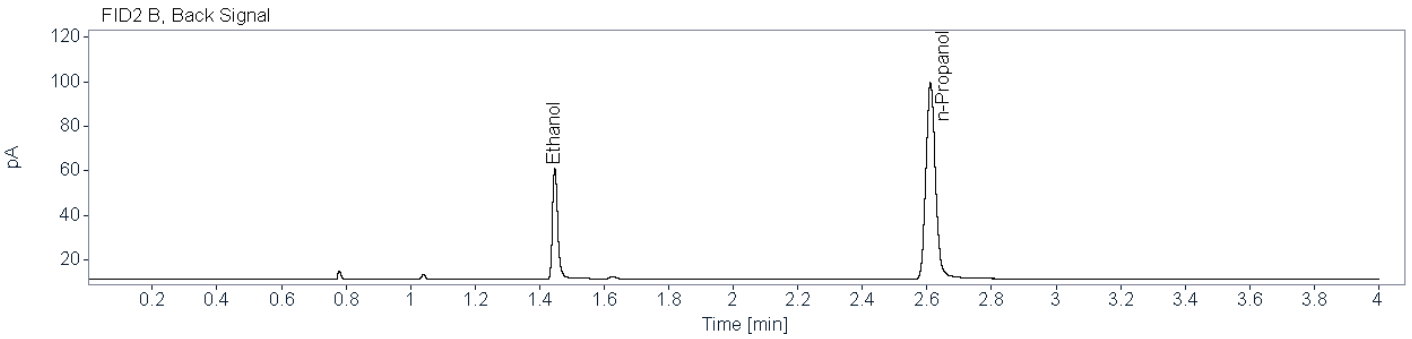
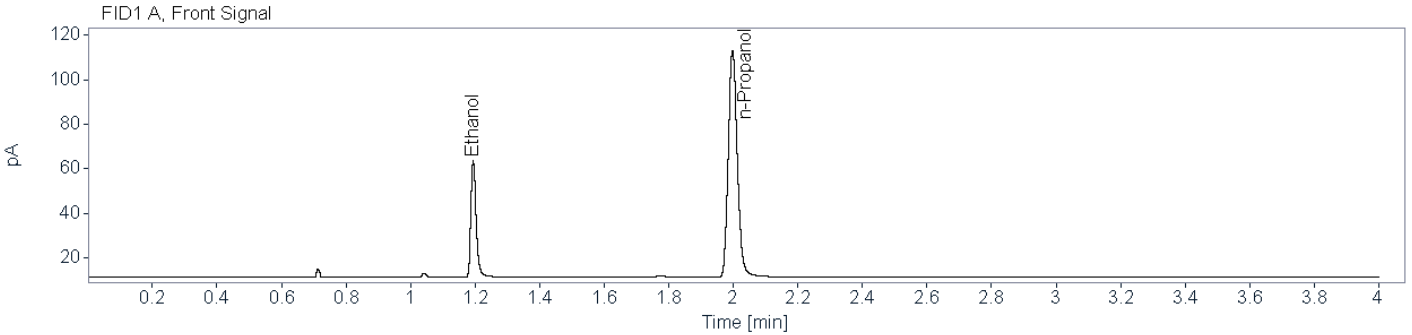
Blood QC A failed to meet acceptance criteria, not within 5% of target, this sample will be repeated -KB 10/2/2024

**Total Number of Printed Examination Pages:** 0



**Brazoria County Sheriff's Office Crime Lab**  
**Toxicology**  
**Ethanol Analysis**

**Sample Name:** BCCL-24-1429 002\_001 (24-2011)      **Description:** Alq 1      **Sample Barcode:** 24-2011      **Vial Number:** 13  
**Instrument:** BAC 1      **Acq. Method:** BAC.M      **Injection Date:** 9/25/2024 11:42:44 AM  
**Data File:** C:\Chem32\1\Data\2024\BAC\_20240925\_KB 2024-09-25 10-29-19\013F1301.D




**Name** FID1A

Compound	Peak Symmetry	RT [min]	Expected RT[min]	Area	Concentration [g/100 mL]
Ethanol	0.75706	1.194	1.192	59.2229	0.0545
n-Propanol	0.83794	1.998	1.997	196.7573	0.0100

**Name** FID2B

Compound	Peak Symmetry	RT [min]	Expected RT[min]	Area	Concentration [g/100 mL]
Ethanol	0.76182	1.447	1.445	55.1855	0.0547
n-Propanol	0.86835	2.611	2.610	178.6560	0.0100

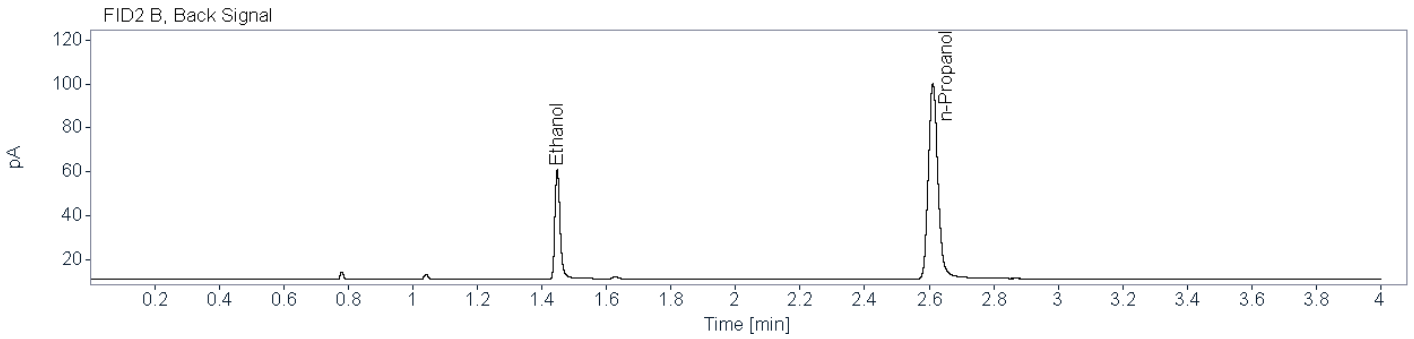
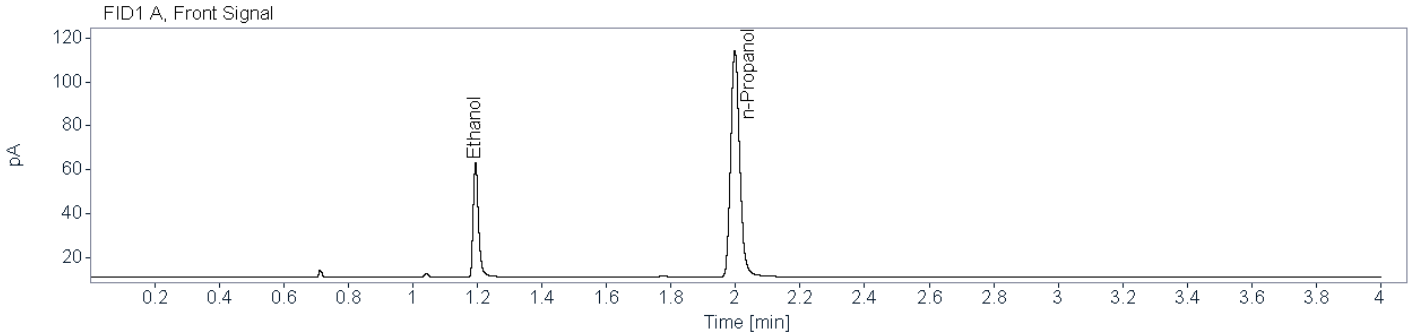


# Brazoria County Sheriff's Office Crime Lab

## Toxicology

### Ethanol Analysis

**Sample Name:** BCCL-24-1429 002\_001 (24-2063)    
**Description:** Alq 2    
**Sample Barcode:** 24-2063    
**Vial Number:** 65  
**Instrument:** BAC 1    
**Acq. Method:** BAC.M    
**Injection Date:** 9/25/2024 4:13:08 PM  
**Data File:** C:\Chem32\1\Data\2024\BAC\_20240925\_KB 2024-09-25 10-29-19\065F6501.D



**Name** FID1A

Compound	Peak Symmetry	RT [min]	Expected RT[min]	Area	Concentration [g/100 mL]
Ethanol	0.73537	1.195	1.192	59.0967	0.0537
n-Propanol	0.82342	1.998	1.997	199.1311	0.0100

**Name** FID2B

Compound	Peak Symmetry	RT [min]	Expected RT[min]	Area	Concentration [g/100 mL]
Ethanol	0.75067	1.448	1.445	55.1371	0.0543
n-Propanol	0.85843	2.611	2.610	179.8895	0.0100



# Brazoria County Crime Laboratory

Toxicology

## Ethanol Confirmation Worksheet

**Lab Number:**

BCCL-24-1433 001\_001

**Batch Name:** BAC\_20240925\_KB

**Instrument:** BAC-1

**Analyst:** Kayla M. Baylor

**Specimen type:**



Blood



Liquid



Other: \_\_\_\_\_

**Results:**

Ethanol

FID1

FID2

Aliquot 1:

0.0000

Aliquot 1:

0.0000

Aliquot 2:

0.0000

Aliquot 2:

0.0000

**Reported Result:** none detected

**Reported UM:** \_\_\_\_\_

**Comments:**

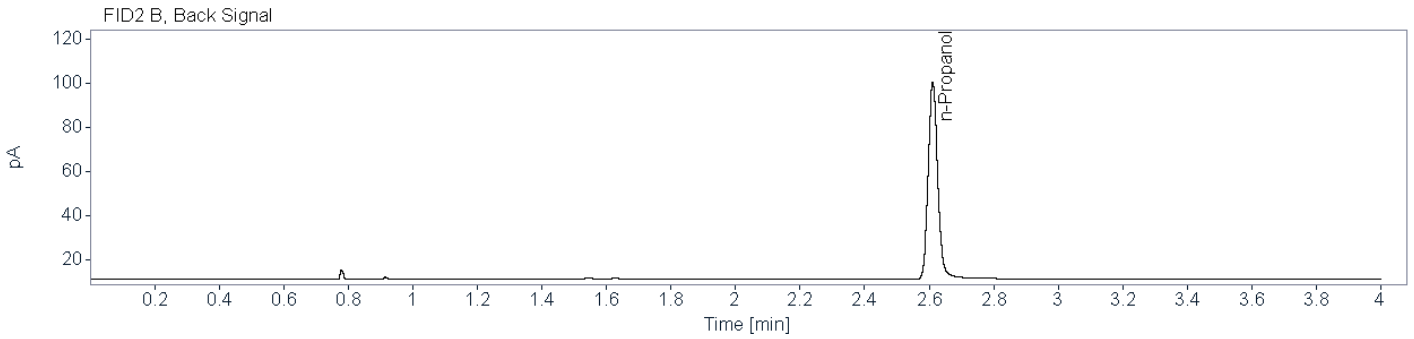
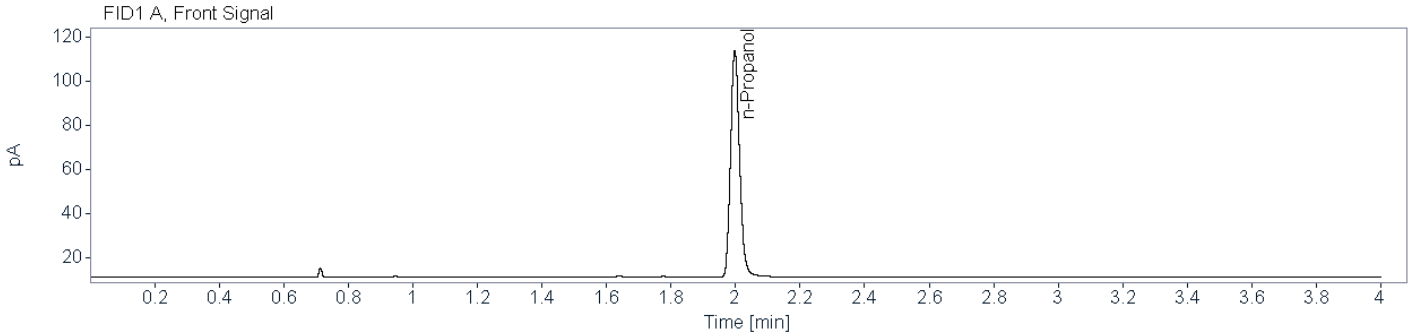
Blood QC A failed to meet acceptance criteria, not within 5% of target, this sample is negative and will not be repeated -KB 10/2/2024

**Total Number of Printed Examination Pages:** 0



**Brazoria County Sheriff's Office Crime Lab**  
**Toxicology**  
**Ethanol Analysis**

**Sample Name:** BCCL-24-1433 001\_001 (24-2012)      **Description:** Alq 1      **Sample Barcode:** 24-2012      **Vial Number:** 14  
**Instrument:** BAC 1      **Acq. Method:** BAC.M      **Injection Date:** 9/25/2024 11:47:36 AM  
**Data File:** C:\Chem32\1\Data\2024\BAC\_20240925\_KB 2024-09-25 10-29-19\014F1401.D



**Name** FID1A

Compound	Peak Symmetry	RT [min]	Expected RT[min]	Area	Concentration [g/100 mL]
n-Propanol	0.83828	1.998	1.997	199.4833	0.0100

**Name** FID2B

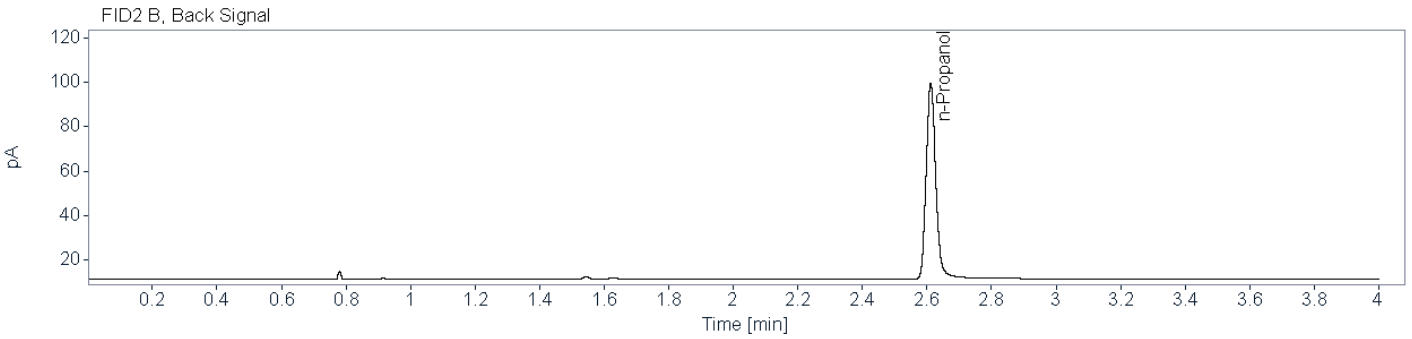
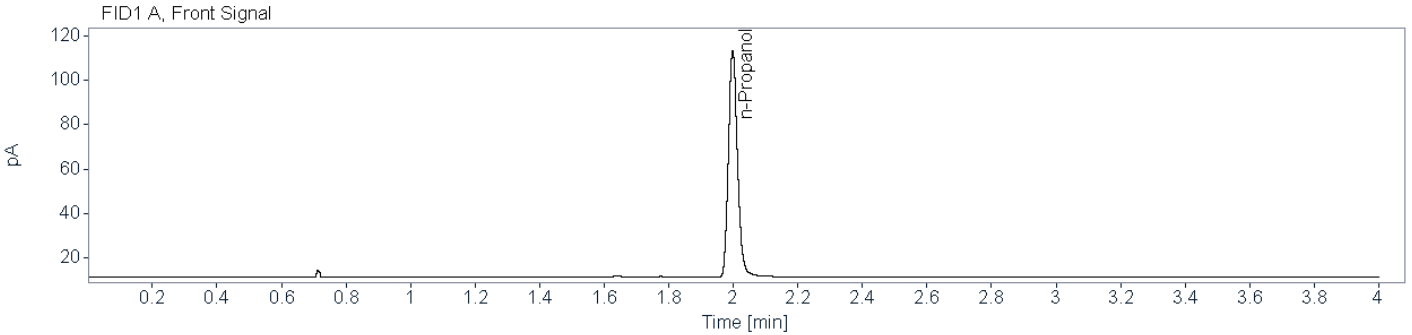
Compound	Peak Symmetry	RT [min]	Expected RT[min]	Area	Concentration [g/100 mL]
n-Propanol	0.87328	2.611	2.610	180.6223	0.0100





**Brazoria County Sheriff's Office Crime Lab**  
**Toxicology**  
**Ethanol Analysis**

**Sample Name:** BCCL-24-1433 001\_001 (24-2062)    **Description:** Alq 2    **Sample Barcode:** 24-2062    **Vial Number:** 64  
**Instrument:** BAC 1    **Acq. Method:** BAC.M    **Injection Date:** 9/25/2024 4:07:38 PM  
**Data File:** C:\Chem32\1\Data\2024\BAC\_20240925\_KB 2024-09-25 10-29-19\064F6401.D



**Name** FID1A

Compound	Peak Symmetry	RT [min]	Expected RT[min]	Area	Concentration [g/100 mL]
n-Propanol	0.83139	1.998	1.997	197.7653	0.0100

**Name** FID2B

Compound	Peak Symmetry	RT [min]	Expected RT[min]	Area	Concentration [g/100 mL]
n-Propanol	0.85949	2.612	2.610	178.1327	0.0100



# Brazoria County Crime Laboratory

Toxicology

## Ethanol Confirmation Worksheet

**Lab Number:**

BCCL-24-1481 001\_001

**Batch Name:** BAC\_20240925\_KB

**Instrument:** BAC-1

**Analyst:** Kayla M. Baylor

**Specimen type:**



Blood



Liquid



Other: \_\_\_\_\_

**Results:**

Ethanol

FID1

FID2

Aliquot 1:

0.0000

Aliquot 1:

0.0000

Aliquot 2:

0.0000

Aliquot 2:

0.0000


**Reported Result:** none detected

**Reported UM:** \_\_\_\_\_

**Comments:**

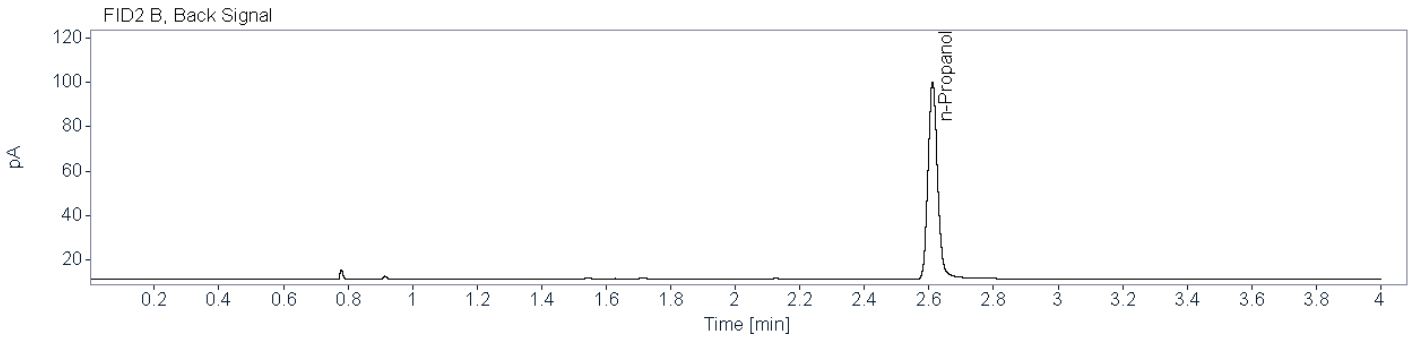
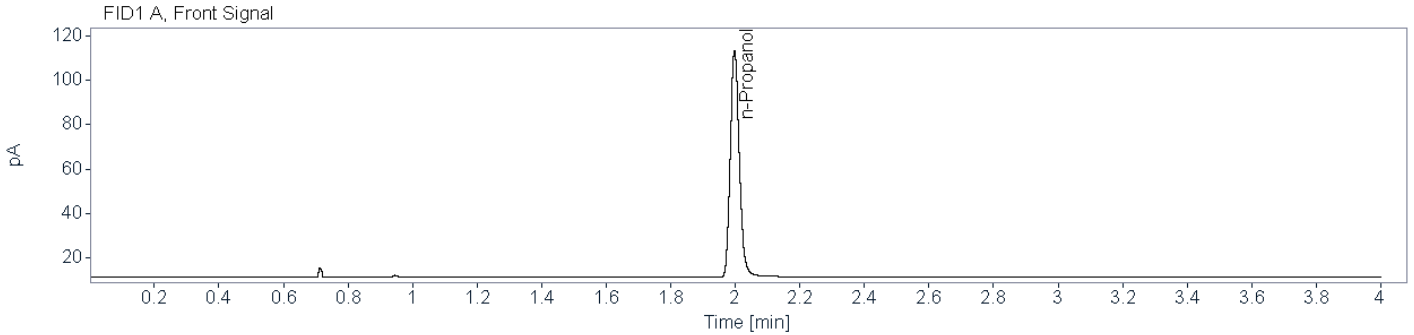
Blood QC A failed to meet acceptance criteria, not within 5% of target, this sample is negative and will not be repeated -KB 10/2/2024

**Total Number of Printed Examination Pages:** 0



**Brazoria County Sheriff's Office Crime Lab**  
**Toxicology**  
**Ethanol Analysis**

**Sample Name:** BCCL-24-1481 001\_001 (24-2013)    **Description:** Alq 1    **Sample Barcode:** 24-2013    **Vial Number:** 15  
**Instrument:** BAC 1    **Acq. Method:** BAC.M    **Injection Date:** 9/25/2024 11:53:08 AM  
**Data File:** C:\Chem32\1\Data\2024\BAC\_20240925\_KB 2024-09-25 10-29-19\015F1501.D



**Name** FID1A

Compound	Peak Symmetry	RT [min]	Expected RT[min]	Area	Concentration [g/100 mL]
n-Propanol	0.83084	1.998	1.997	197.8352	0.0100

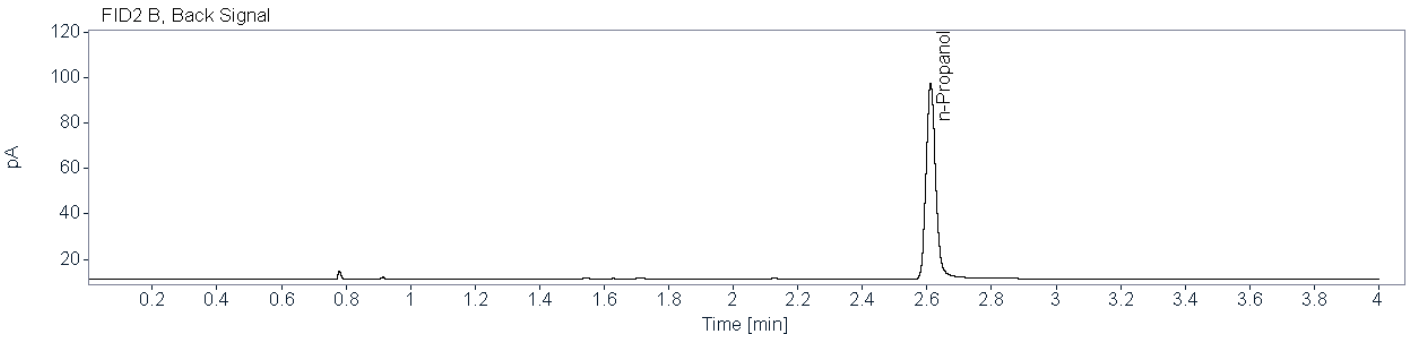
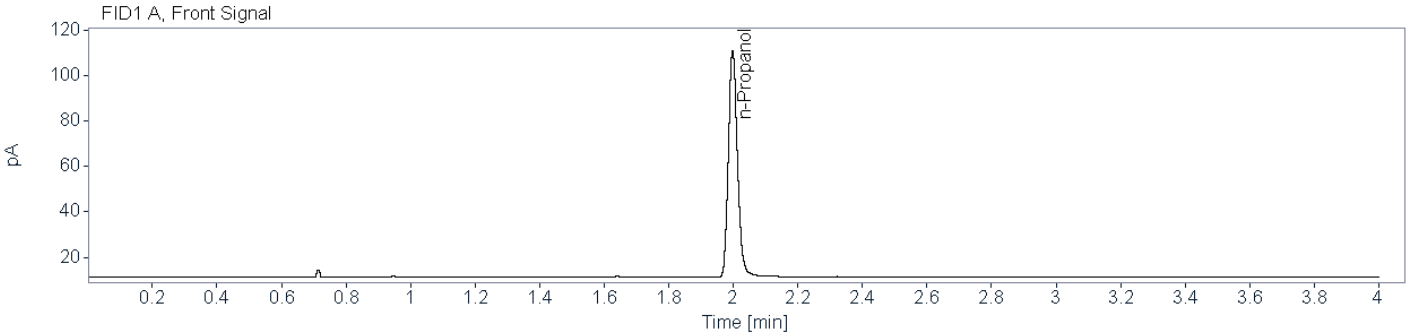
**Name** FID2B

Compound	Peak Symmetry	RT [min]	Expected RT[min]	Area	Concentration [g/100 mL]
n-Propanol	0.86873	2.611	2.610	179.5395	0.0100



**Brazoria County Sheriff's Office Crime Lab**  
**Toxicology**  
**Ethanol Analysis**

**Sample Name:** BCCL-24-1481 001\_001 (24-2061)      **Description:** Alq 2      **Sample Barcode:** 24-2061      **Vial Number:** 63  
**Instrument:** BAC 1      **Acq. Method:** BAC.M      **Injection Date:** 9/25/2024 4:02:44 PM  
**Data File:** C:\Chem32\1\Data\2024\BAC\_20240925\_KB 2024-09-25 10-29-19\063F6301.D



**Name** FID1A

Compound	Peak Symmetry	RT [min]	Expected RT[min]	Area	Concentration [g/100 mL]
n-Propanol	0.82438	1.998	1.997	193.6026	0.0100

**Name** FID2B

Compound	Peak Symmetry	RT [min]	Expected RT[min]	Area	Concentration [g/100 mL]
n-Propanol	0.85508	2.611	2.610	174.5698	0.0100



# Brazoria County Crime Laboratory

Toxicology

## Ethanol Confirmation Worksheet

**Lab Number:**

BCCL-24-1482 001\_001

**Batch Name:** BAC\_20240925\_KB

**Instrument:** BAC-1

**Analyst:** Kayla M. Baylor

**Specimen type:**



Blood



Liquid



Other: \_\_\_\_\_

**Results:**

Ethanol

FID1

FID2

Aliquot 1:

0.1341

Aliquot 1:

0.1348

Aliquot 2:

0.1293

Aliquot 2:

0.1302

KB 10/2/2024

**Reported Result:** ~~0.132~~ g/100 mL

**Reported UM:** ~~0.019~~ g/100 mL

**Comments:**

Blood QC A failed to meet acceptance criteria, not within 5% of target, this sample will be repeated -KB 10/2/2024

**Total Number of Printed Examination Pages:** 0

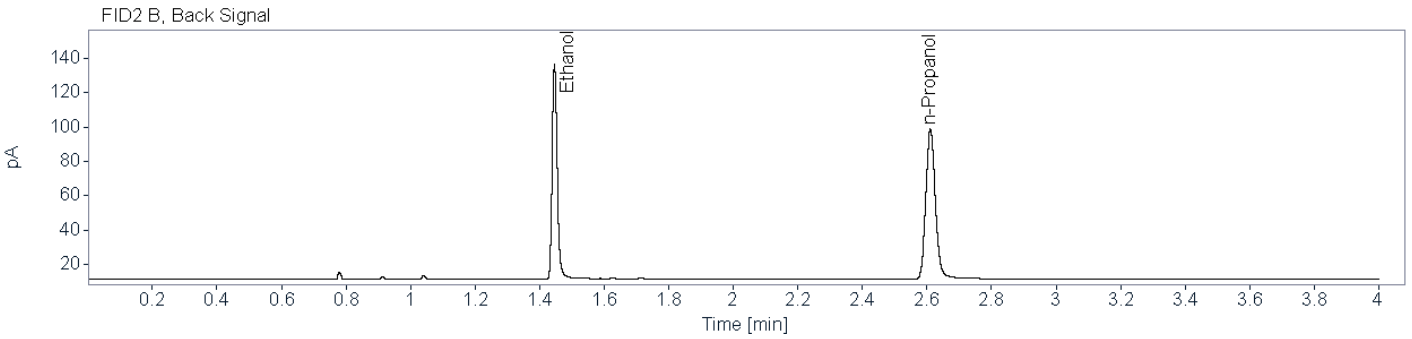
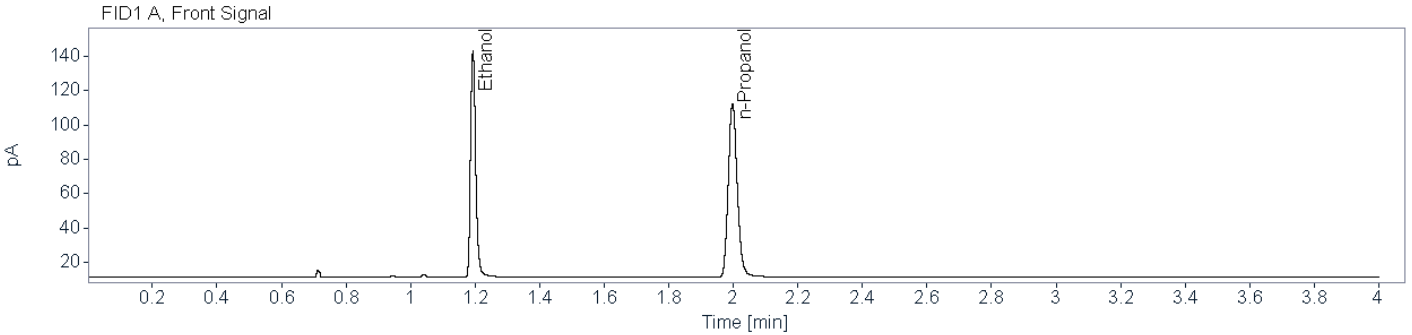


# Brazoria County Sheriff's Office Crime Lab

## Toxicology

### Ethanol Analysis

**Sample Name:** BCCL-24-1482 001\_001 (24-2014)    
**Description:** Alq 1    
**Sample Barcode:** 24-2014    
**Vial Number:** 16  
**Instrument:** BAC 1    
**Acq. Method:** BAC.M    
**Injection Date:** 9/25/2024 11:58:01 AM  
**Data File:** C:\Chem32\1\Data\2024\BAC\_20240925\_KB 2024-09-25 10-29-19\016F1601.D



**Name** FID1A

Compound	Peak Symmetry	RT [min]	Expected RT[min]	Area	Concentration [g/100 mL]
Ethanol	0.76878	1.193	1.192	146.7560	0.1341
n-Propanol	0.83517	1.998	1.997	194.9893	0.0100

**Name** FID2B

Compound	Peak Symmetry	RT [min]	Expected RT[min]	Area	Concentration [g/100 mL]
Ethanol	0.79622	1.446	1.445	136.7260	0.1348
n-Propanol	0.86513	2.611	2.610	176.6769	0.0100

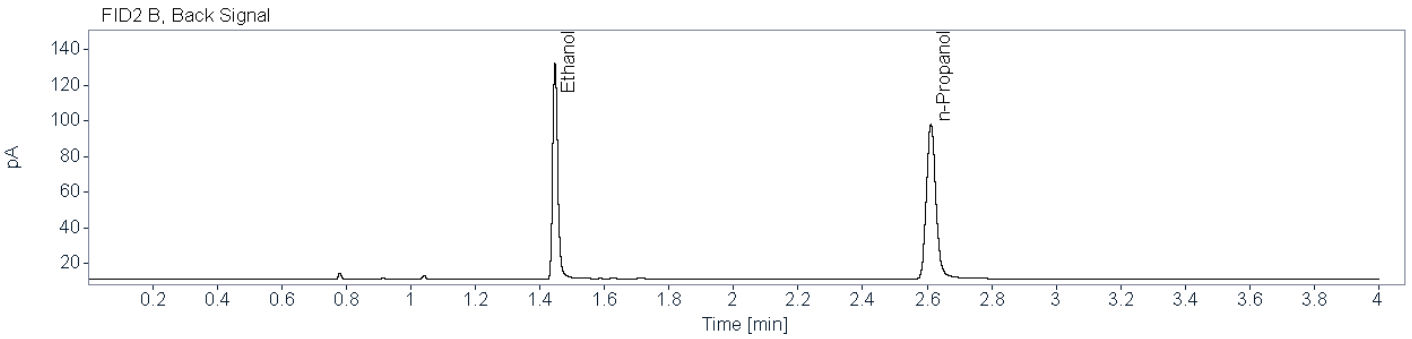
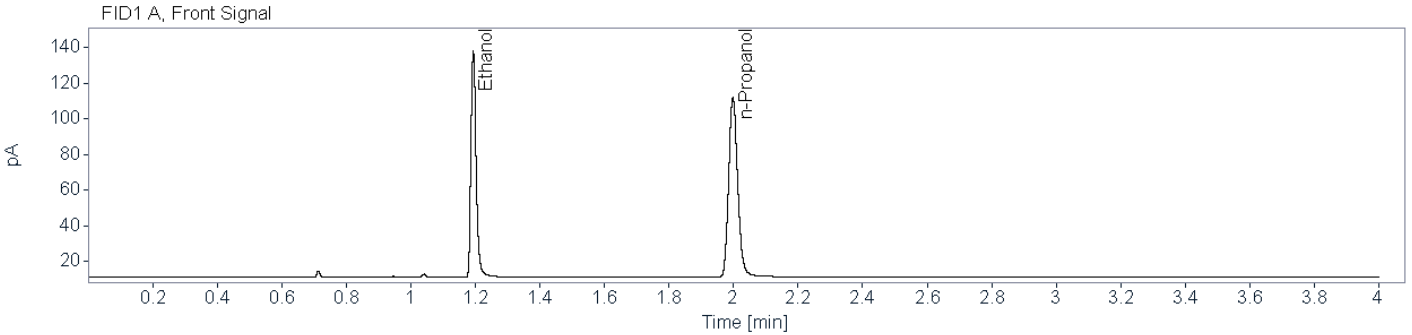


# Brazoria County Sheriff's Office Crime Lab

## Toxicology

### Ethanol Analysis

**Sample Name:** BCCL-24-1482 001\_001 (24-2060)    
**Description:** Alq 2    
**Sample Barcode:** 24-2060    
**Vial Number:** 62  
**Instrument:** BAC 1    
**Acq. Method:** BAC.M    
**Injection Date:** 9/25/2024 3:57:13 PM  
**Data File:** C:\Chem32\1\Data\2024\BAC\_20240925\_KB 2024-09-25 10-29-19\062F6201.D



**Name** FID1A

Compound	Peak Symmetry	RT [min]	Expected RT[min]	Area	Concentration [g/100 mL]
Ethanol	0.77892	1.194	1.192	141.4722	0.1293
n-Propanol	0.82403	1.998	1.997	194.8938	0.0100

**Name** FID2B

Compound	Peak Symmetry	RT [min]	Expected RT[min]	Area	Concentration [g/100 mL]
Ethanol	0.80102	1.447	1.445	131.5661	0.1302
n-Propanol	0.85082	2.612	2.610	176.0490	0.0100



# Brazoria County Crime Laboratory

Toxicology

## Ethanol Confirmation Worksheet

**Lab Number:**

BCCL-24-1483 001\_001

**Batch Name:** BAC\_20240925\_KB

**Instrument:** BAC-1

**Analyst:** Kayla M. Baylor

**Specimen type:**



Blood



Liquid



Other: \_\_\_\_\_

**Results:**

Ethanol

FID1

FID2

Aliquot 1:

0.0761

Aliquot 1:

0.0764

Aliquot 2:

0.0751

Aliquot 2:

0.0757

KB 10/2/2024

~~Reported Result: 0.075 g/100 mL~~

~~Reported UM: 0.011 g/100 mL~~

**Comments:**

Blood QC A failed to meet acceptance criteria, not within 5% of target, this sample will be repeated -KB 10/2/2024

**Total Number of Printed Examination Pages:** 0



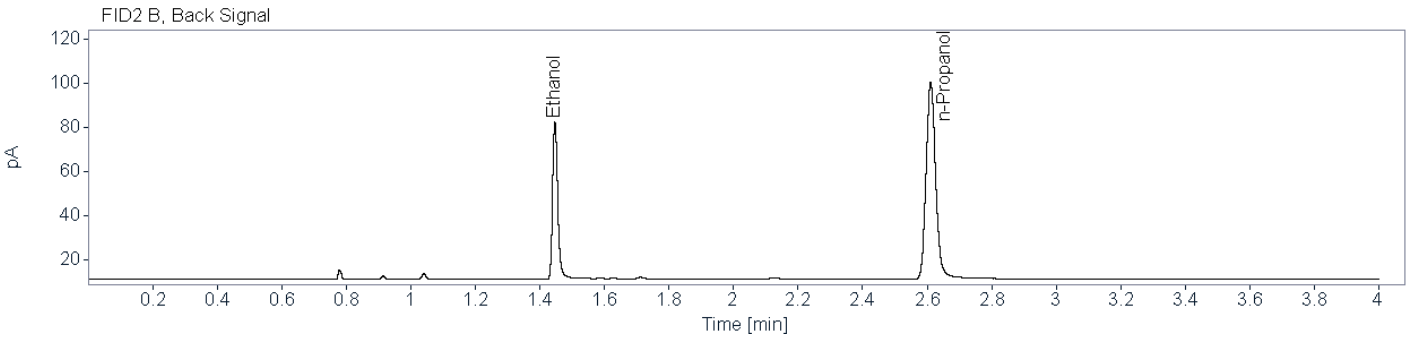
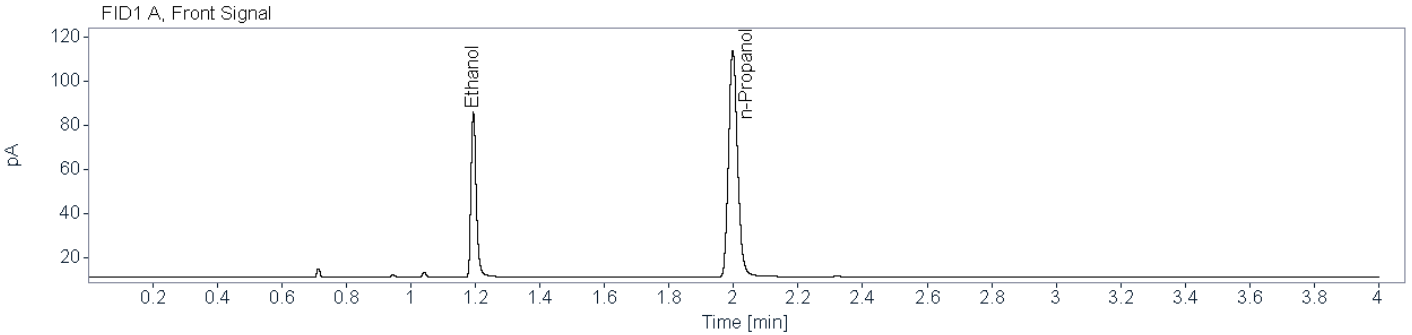


# Brazoria County Sheriff's Office Crime Lab

## Toxicology

### Ethanol Analysis

**Sample Name:** BCCL-24-1483 001\_001 (24-2015)    
**Description:** Alq 1    
**Sample Barcode:** 24-2015    
**Vial Number:** 17  
**Instrument:** BAC 1    
**Acq. Method:** BAC.M    
**Injection Date:** 9/25/2024 12:03:32 PM  
**Data File:** C:\Chem32\1\Data\2024\BAC\_20240925\_KB 2024-09-25 10-29-19\017F1701.D



**Name** FID1A

Compound	Peak Symmetry	RT [min]	Expected RT[min]	Area	Concentration [g/100 mL]
Ethanol	0.75094	1.194	1.192	84.1612	0.0761
n-Propanol	0.83689	1.998	1.997	198.5394	0.0100

**Name** FID2B

Compound	Peak Symmetry	RT [min]	Expected RT[min]	Area	Concentration [g/100 mL]
Ethanol	0.77687	1.447	1.445	78.3924	0.0764
n-Propanol	0.87032	2.611	2.610	180.1480	0.0100

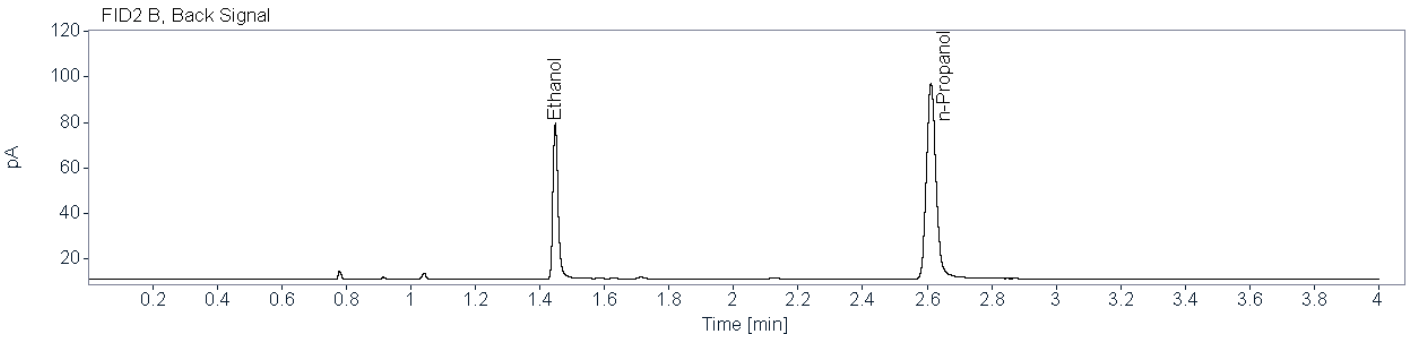
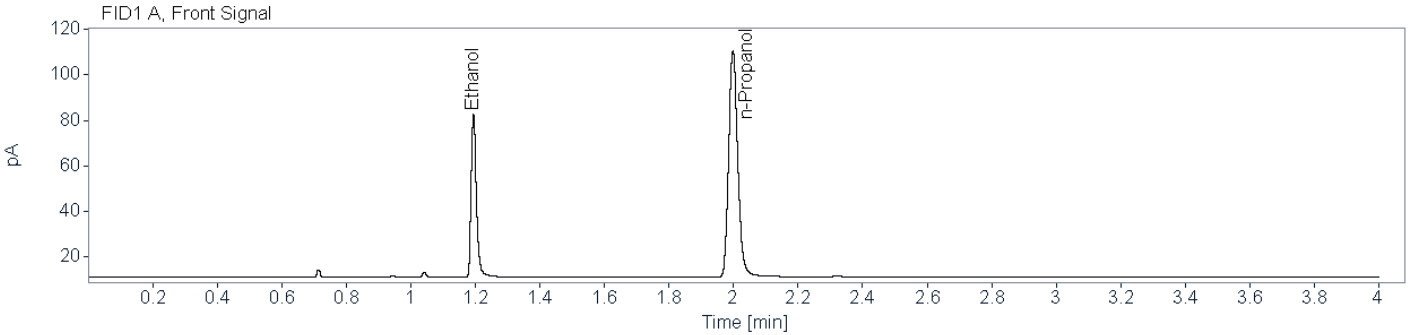


# Brazoria County Sheriff's Office Crime Lab

## Toxicology

### Ethanol Analysis

**Sample Name:** BCCL-24-1483 001\_001 (24-2059)    
**Description:** Alq 2    
**Sample Barcode:** 24-2059    
**Vial Number:** 61  
**Instrument:** BAC 1    
**Acq. Method:** BAC.M    
**Injection Date:** 9/25/2024 3:52:20 PM  
**Data File:** C:\Chem32\1\Data\2024\BAC\_20240925\_KB 2024-09-25 10-29-19\061F6101.D



**Name** FID1A

Compound	Peak Symmetry	RT [min]	Expected RT[min]	Area	Concentration [g/100 mL]
Ethanol	0.74337	1.194	1.192	80.4337	0.0751
n-Propanol	0.82358	1.998	1.997	192.4521	0.0100

**Name** FID2B

Compound	Peak Symmetry	RT [min]	Expected RT[min]	Area	Concentration [g/100 mL]
Ethanol	0.76420	1.448	1.445	74.8372	0.0757
n-Propanol	0.84040	2.612	2.610	173.5542	0.0100



# Brazoria County Crime Laboratory

Toxicology

## Ethanol Confirmation Worksheet

**Lab Number:**

BCCL-24-1507 001\_001

**Batch Name:** BAC\_20240925\_KB

**Instrument:** BAC-1

**Analyst:** Kayla M. Baylor

**Specimen type:**



Blood



Liquid



Other: \_\_\_\_\_

**Results:**

Ethanol

FID1

FID2

Aliquot 1:

0.1420

Aliquot 1:

0.1423

Aliquot 2:

0.1614

Aliquot 2:

0.1627

KB 10/2/2024

**Reported Result:** 0.152 g/100 mL

**Reported UM:** 0.022 g/100 mL

**Comments:**

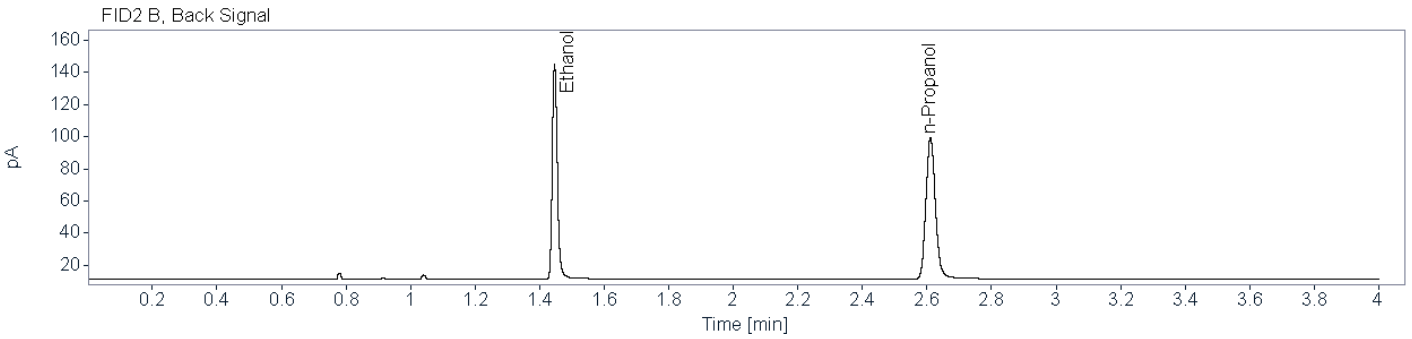
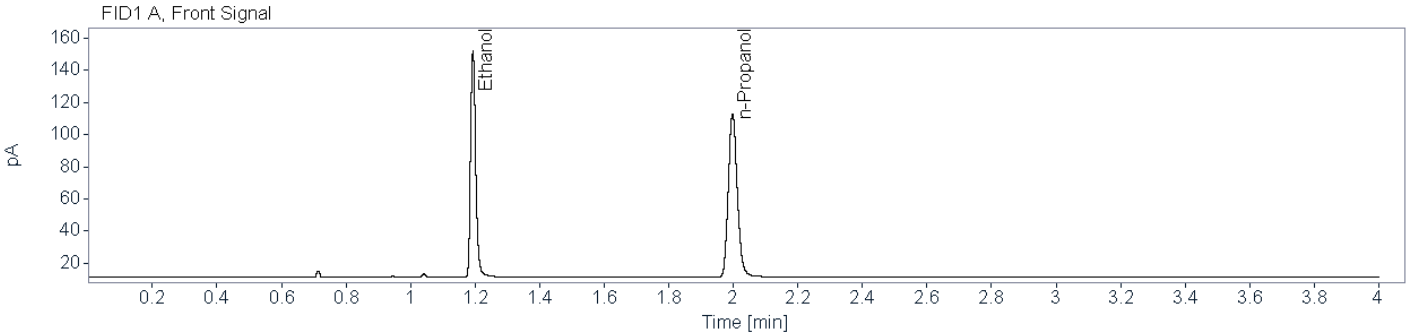
Blood QC A failed to meet acceptance criteria, not within 5% of target, this sample will be repeated -KB  
10/2/2024

**Total Number of Printed Examination Pages:** 0



**Brazoria County Sheriff's Office Crime Lab**  
**Toxicology**  
**Ethanol Analysis**

**Sample Name:** BCCL-24-1507 001\_001 (24-2016)      **Description:** Alq 1      **Sample Barcode:** 24-2016      **Vial Number:** 18  
**Instrument:** BAC 1      **Acq. Method:** BAC.M      **Injection Date:** 9/25/2024 12:08:24 PM  
**Data File:** C:\Chem32\1\Data\2024\BAC\_20240925\_KB 2024-09-25 10-29-19\018F1801.D



**Name** FID1A

Compound	Peak Symmetry	RT [min]	Expected RT[min]	Area	Concentration [g/100 mL]
Ethanol	0.77014	1.193	1.192	156.7087	0.1420
n-Propanol	0.83705	1.998	1.997	196.4297	0.0100

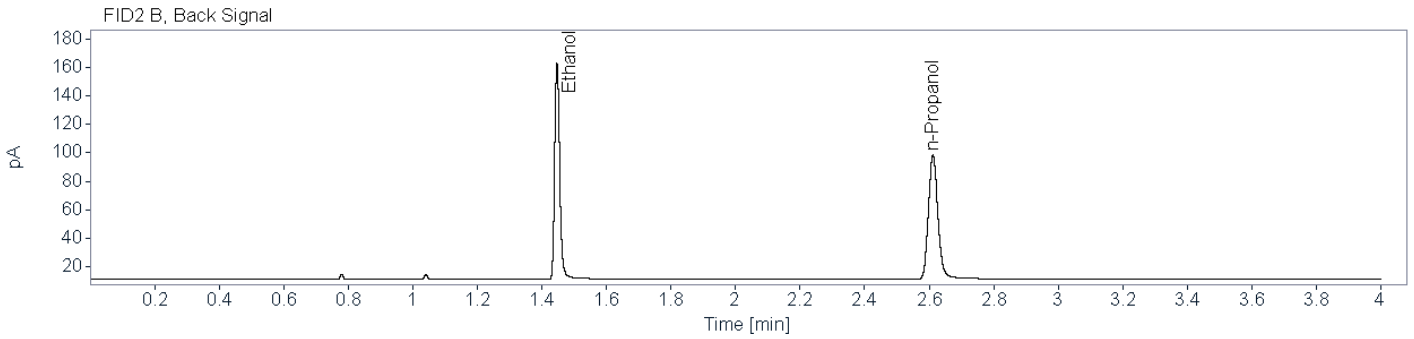
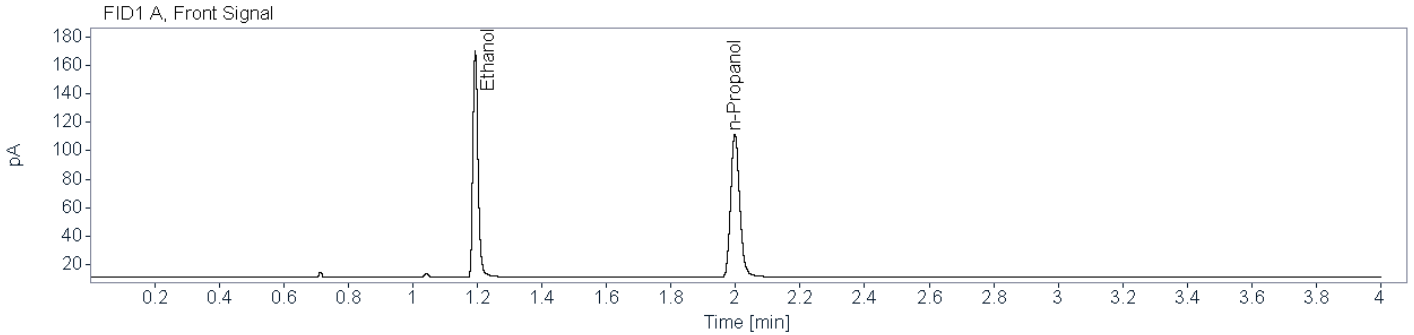
**Name** FID2B

Compound	Peak Symmetry	RT [min]	Expected RT[min]	Area	Concentration [g/100 mL]
Ethanol	0.79139	1.446	1.445	145.3864	0.1423
n-Propanol	0.86492	2.611	2.610	177.8886	0.0100



**Brazoria County Sheriff's Office Crime Lab**  
**Toxicology**  
**Ethanol Analysis**

**Sample Name:** BCCL-24-1507 001\_001 (24-2058)    **Description:** Alq 2    **Sample Barcode:** 24-2058    **Vial Number:** 60  
**Instrument:** BAC 1    **Acq. Method:** BAC.M    **Injection Date:** 9/25/2024 3:46:49 PM  
**Data File:** C:\Chem32\1\Data\2024\BAC\_20240925\_KB 2024-09-25 10-29-19\060F6001.D



**Name** FID1A

Compound	Peak Symmetry	RT [min]	Expected RT[min]	Area	Concentration [g/100 mL]
Ethanol	0.78579	1.194	1.192	176.4747	0.1614
n-Propanol	0.82469	1.998	1.997	194.4035	0.0100

**Name** FID2B

Compound	Peak Symmetry	RT [min]	Expected RT[min]	Area	Concentration [g/100 mL]
Ethanol	0.81186	1.447	1.445	163.9481	0.1627
n-Propanol	0.84091	2.612	2.610	175.1400	0.0100



# Brazoria County Crime Laboratory

Toxicology

## Ethanol Confirmation Worksheet

**Lab Number:**

BCCL-24-1509 001\_001

**Batch Name:** BAC\_20240925\_KB

**Instrument:** BAC-1

**Analyst:** Kayla M. Baylor

**Specimen type:**



Blood



Liquid



Other: \_\_\_\_\_

**Results:**

Ethanol

FID1

FID2

Aliquot 1:

0.0000

Aliquot 1:

0.0000

Aliquot 2:

0.0000

Aliquot 2:

0.0000

**Reported Result:** none detected

**Reported UM:** \_\_\_\_\_

**Comments:**

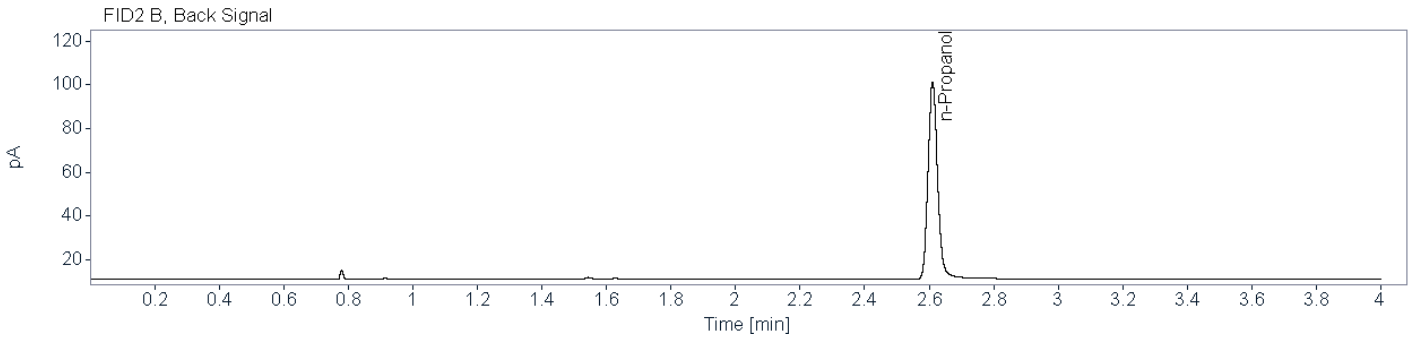
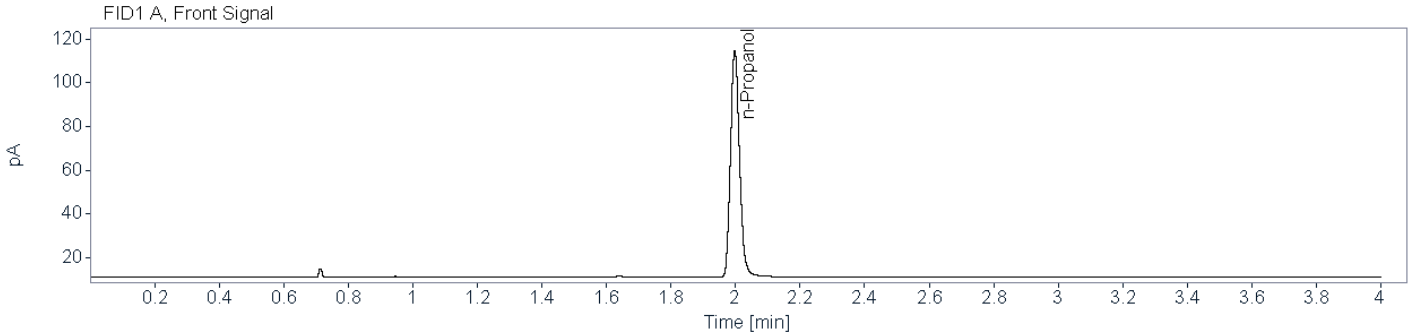
Blood QC A failed to meet acceptance criteria, not within 5% of target, this sample is negative and will not be repeated -KB 10/2/2024

**Total Number of Printed Examination Pages:** 0



**Brazoria County Sheriff's Office Crime Lab**  
**Toxicology**  
**Ethanol Analysis**

**Sample Name:** BCCL-24-1509 001\_001 (24-2017)      **Description:** Alq 1      **Sample Barcode:** 24-2017      **Vial Number:** 19  
**Instrument:** BAC 1      **Acq. Method:** BAC.M      **Injection Date:** 9/25/2024 12:13:56 PM  
**Data File:** C:\Chem32\1\Data\2024\BAC\_20240925\_KB 2024-09-25 10-29-19\019F1901.D



**Name** FID1A

Compound	Peak Symmetry	RT [min]	Expected RT[min]	Area	Concentration [g/100 mL]
n-Propanol	0.83768	1.998	1.997	200.6550	0.0100

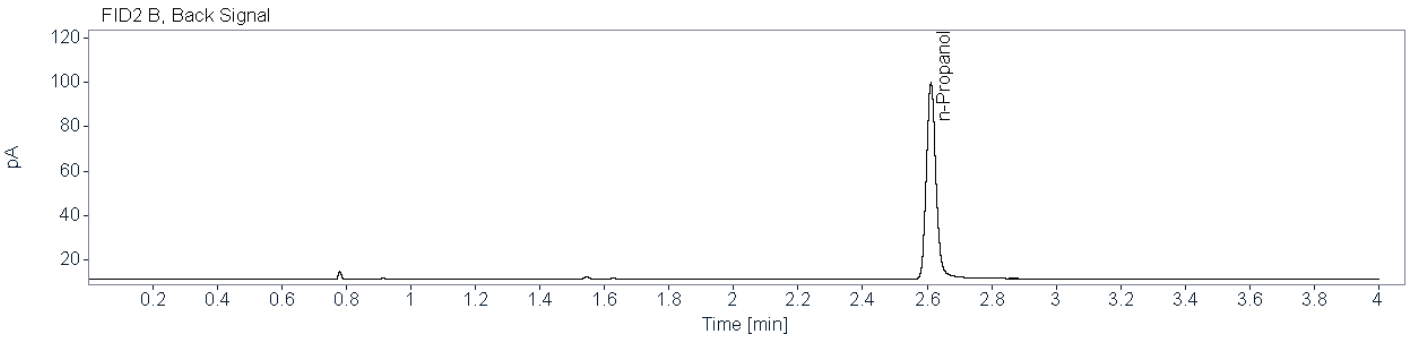
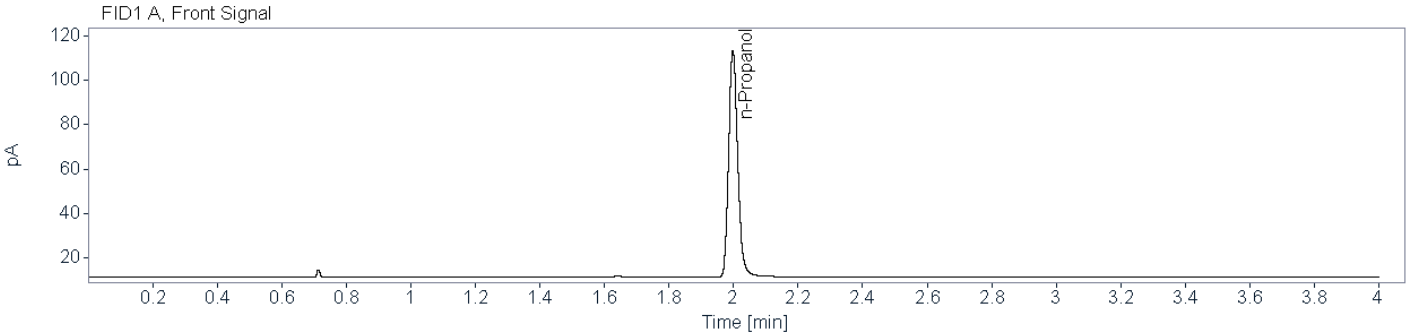
**Name** FID2B

Compound	Peak Symmetry	RT [min]	Expected RT[min]	Area	Concentration [g/100 mL]
n-Propanol	0.86911	2.611	2.610	181.8318	0.0100



**Brazoria County Sheriff's Office Crime Lab**  
**Toxicology**  
**Ethanol Analysis**

**Sample Name:** BCCL-24-1509 001\_001 (24-2057)      **Description:** Alq 2      **Sample Barcode:** 24-2057      **Vial Number:** 59  
**Instrument:** BAC 1      **Acq. Method:** BAC.M      **Injection Date:** 9/25/2024 3:41:55 PM  
**Data File:** C:\Chem32\1\Data\2024\BAC\_20240925\_KB 2024-09-25 10-29-19\059F5901.D



**Name** FID1A

Compound	Peak Symmetry	RT [min]	Expected RT[min]	Area	Concentration [g/100 mL]
n-Propanol	0.81926	1.998	1.997	198.1961	0.0100

**Name** FID2B

Compound	Peak Symmetry	RT [min]	Expected RT[min]	Area	Concentration [g/100 mL]
n-Propanol	0.85354	2.612	2.610	179.0217	0.0100





# Brazoria County Crime Laboratory

Toxicology

## Ethanol Confirmation Worksheet

**Lab Number:** BCCL-24-1525 001\_001

**Batch Name:** BAC\_20240925\_KB

**Instrument:** BAC-1

**Analyst:** Kayla M. Baylor

**Specimen type:**  Blood  Liquid  Other: \_\_\_\_\_

### Results:

	FID1		FID2
Ethanol			
Aliquot 1:	<u>0.1354</u>	Aliquot 1:	<u>0.1356</u>
Aliquot 2:	<u>0.1348</u>	Aliquot 2:	<u>0.1357</u>

KB 10/2/2024


**Reported Result:** ~~0.135~~ g/100 mL

**Reported UM:** ~~0.019~~ g/100 mL

### Comments:

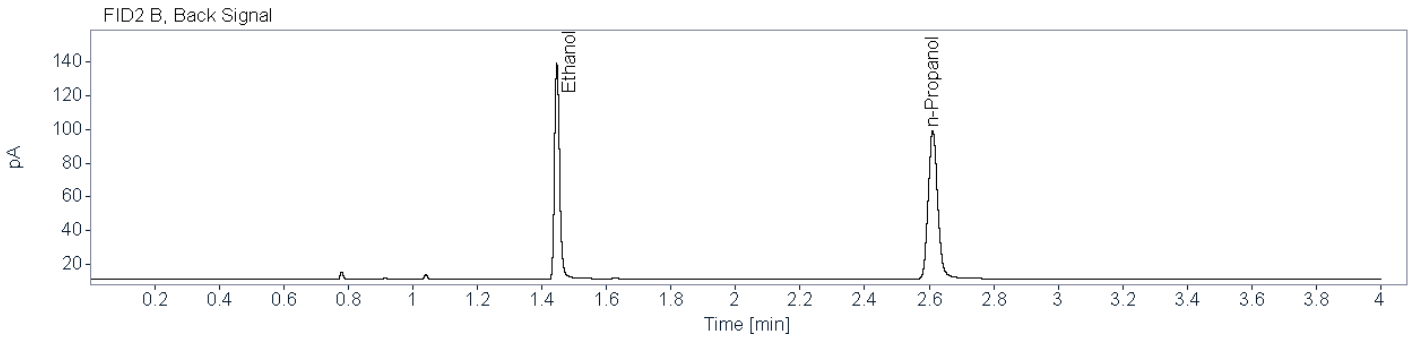
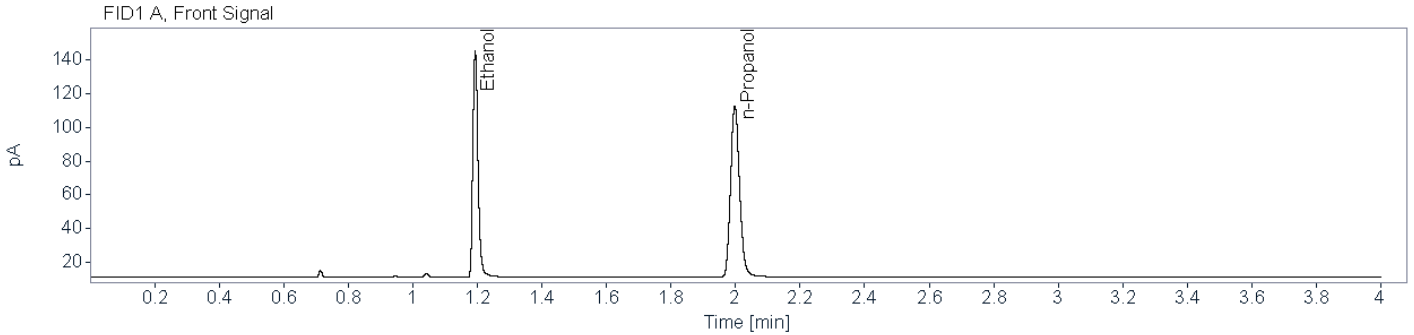
Blood QC A failed to meet acceptance criteria, not within 5% of target, this sample will be repeated -KB 10/2/2024

**Total Number of Printed Examination Pages:** 0



**Brazoria County Sheriff's Office Crime Lab**  
**Toxicology**  
**Ethanol Analysis**

**Sample Name:** BCCL-24-1525 001\_001 (24-2018)      **Description:** Alq 1      **Sample Barcode:** 24-2018      **Vial Number:** 20  
**Instrument:** BAC 1      **Acq. Method:** BAC.M      **Injection Date:** 9/25/2024 12:18:48 PM  
**Data File:** C:\Chem32\1\Data\2024\BAC\_20240925\_KB 2024-09-25 10-29-19\020F2001.D



**Name** FID1A

Compound	Peak Symmetry	RT [min]	Expected RT[min]	Area	Concentration [g/100 mL]
Ethanol	0.78286	1.193	1.192	149.1383	0.1354
n-Propanol	0.82886	1.998	1.997	196.1649	0.0100

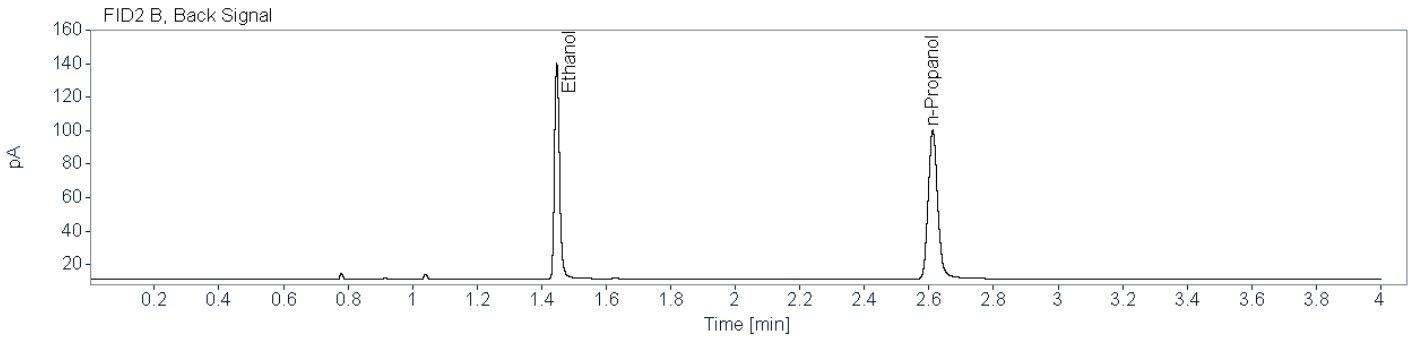
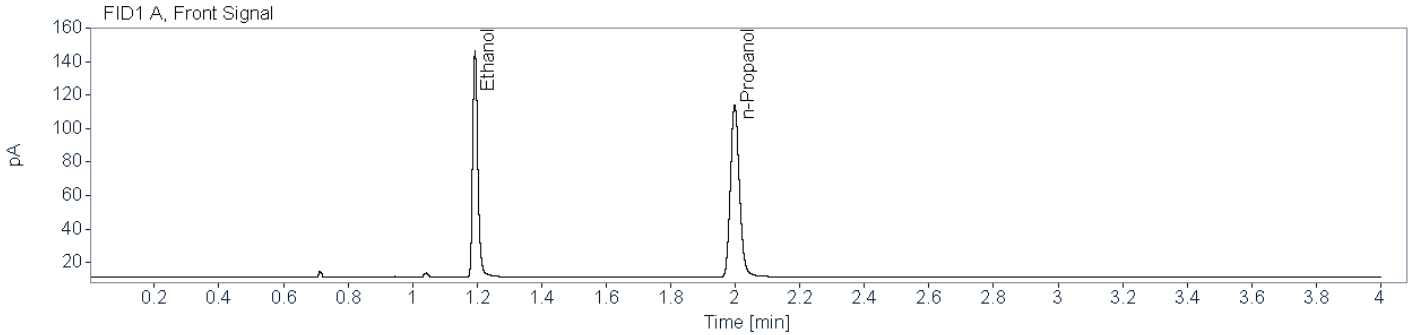
**Name** FID2B

Compound	Peak Symmetry	RT [min]	Expected RT[min]	Area	Concentration [g/100 mL]
Ethanol	0.80035	1.447	1.445	138.3934	0.1356
n-Propanol	0.86951	2.611	2.610	177.6837	0.0100



**Brazoria County Sheriff's Office Crime Lab**  
**Toxicology**  
**Ethanol Analysis**

**Sample Name:** BCCL-24-1525 001\_001 (24-2056)    **Description:** Alq 2    **Sample Barcode:** 24-2056    **Vial Number:** 58  
**Instrument:** BAC 1    **Acq. Method:** BAC.M    **Injection Date:** 9/25/2024 3:36:25 PM  
**Data File:** C:\Chem32\1\Data\2024\BAC\_20240925\_KB 2024-09-25 10-29-19\058F5801.D



**Name** FID1A

Compound	Peak Symmetry	RT [min]	Expected RT[min]	Area	Concentration [g/100 mL]
Ethanol	0.76544	1.194	1.192	150.3819	0.1348
n-Propanol	0.82834	1.998	1.997	198.7414	0.0100

**Name** FID2B

Compound	Peak Symmetry	RT [min]	Expected RT[min]	Area	Concentration [g/100 mL]
Ethanol	0.79124	1.447	1.445	139.6189	0.1357
n-Propanol	0.86152	2.612	2.610	179.1331	0.0100



# Brazoria County Crime Laboratory

Toxicology

## Ethanol Confirmation Worksheet

**Lab Number:**

BCCL-24-1526 001\_001

**Batch Name:** BAC\_20240925\_KB

**Instrument:** BAC-1

**Analyst:** Kayla M. Baylor

**Specimen type:**



Blood



Liquid



Other: \_\_\_\_\_

**Results:**

Ethanol

FID1

FID2

Aliquot 1:

0.1691

Aliquot 1:

0.1693

Aliquot 2:

0.1708

Aliquot 2:

0.1722

KB 10/2/2024

~~Reported Result: 0.170 g/100 mL~~

~~Reported UM: 0.024 g/100 mL~~

**Comments:**

Blood QC A failed to meet acceptance criteria, not within 5% of target, this sample will be repeated -KB  
10/2/2024

**Total Number of Printed Examination Pages:** 0

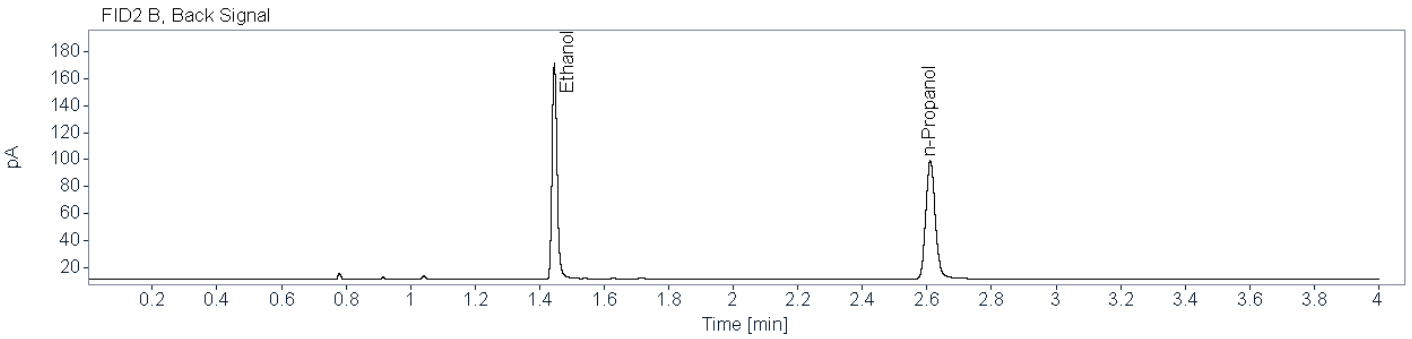
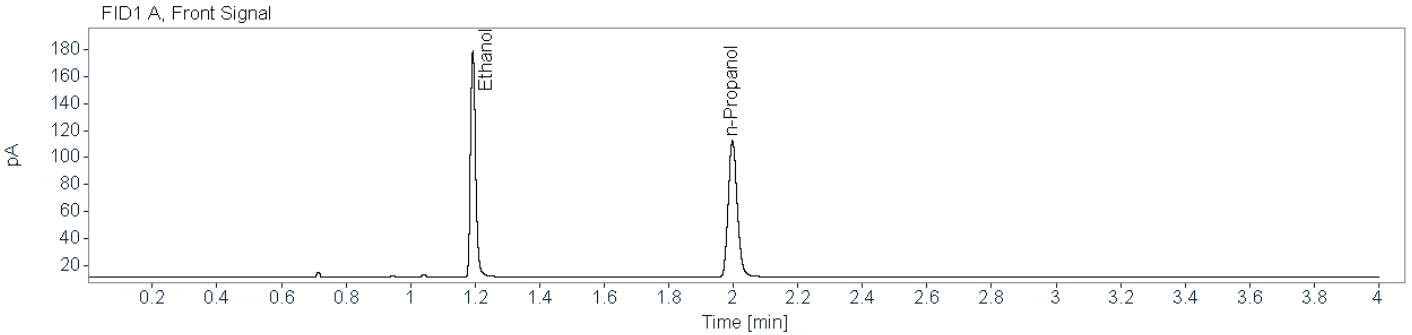


# Brazoria County Sheriff's Office Crime Lab

## Toxicology

### Ethanol Analysis

**Sample Name:** BCCL-24-1526 001\_001 (24-2019)    
**Description:** Alq 1    
**Sample Barcode:** 24-2019    
**Vial Number:** 21  
**Instrument:** BAC 1    
**Acq. Method:** BAC.M    
**Injection Date:** 9/25/2024 12:24:20 PM  
**Data File:** C:\Chem32\1\Data\2024\BAC\_20240925\_KB 2024-09-25 10-29-19\021F2101.D



**Name** FID1A

Compound	Peak Symmetry	RT [min]	Expected RT[min]	Area	Concentration [g/100 mL]
Ethanol	0.78532	1.193	1.192	186.6104	0.1691
n-Propanol	0.83112	1.998	1.997	196.1116	0.0100

**Name** FID2B

Compound	Peak Symmetry	RT [min]	Expected RT[min]	Area	Concentration [g/100 mL]
Ethanol	0.80614	1.446	1.445	173.1825	0.1693
n-Propanol	0.86363	2.611	2.610	177.7254	0.0100

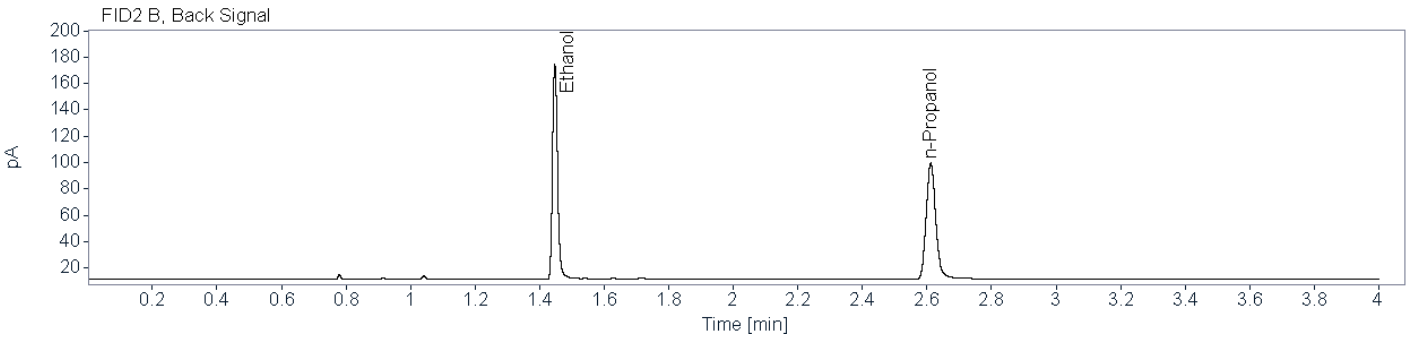
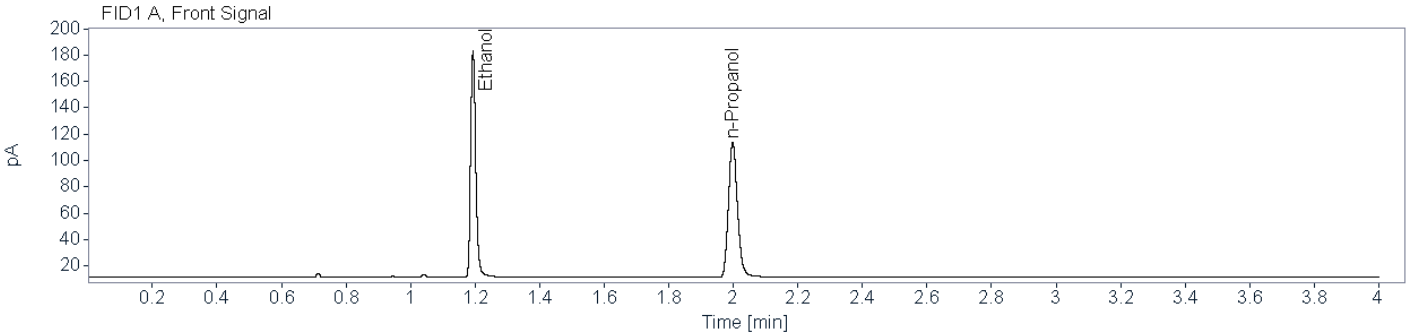


# Brazoria County Sheriff's Office Crime Lab

## Toxicology

### Ethanol Analysis

**Sample Name:** BCCL-24-1526 001\_001 (24-2055)    
**Description:** Alq 2    
**Sample Barcode:** 24-2055    
**Vial Number:** 57  
**Instrument:** BAC 1    
**Acq. Method:** BAC.M    
**Injection Date:** 9/25/2024 3:31:32 PM  
**Data File:** C:\Chem32\1\Data\2024\BAC\_20240925\_KB 2024-09-25 10-29-19\057F5701.D



**Name** FID1A

Compound	Peak Symmetry	RT [min]	Expected RT[min]	Area	Concentration [g/100 mL]
Ethanol	0.77689	1.194	1.192	190.1914	0.1708
n-Propanol	0.83012	1.998	1.997	197.8555	0.0100

**Name** FID2B

Compound	Peak Symmetry	RT [min]	Expected RT[min]	Area	Concentration [g/100 mL]
Ethanol	0.80695	1.447	1.445	176.9777	0.1722
n-Propanol	0.86049	2.612	2.610	178.5596	0.0100



# Brazoria County Crime Laboratory

Toxicology

## Ethanol Confirmation Worksheet

**Lab Number:** BCCL-24-1527 001\_001

**Batch Name:** BAC\_20240925\_KB

**Instrument:** BAC-1

**Analyst:** Kayla M. Baylor

**Specimen type:**  Blood  Liquid  Other: \_\_\_\_\_

### Results:

	FID1	FID2
Ethanol		
Aliquot 1:	<u>0.2222</u>	<u>0.2228</u>
Aliquot 2:	<u>0.2219</u>	<u>0.2235</u>

**Reported Result:** 0.222 g/100 mL

**Reported UM:** 0.032 g/100 mL

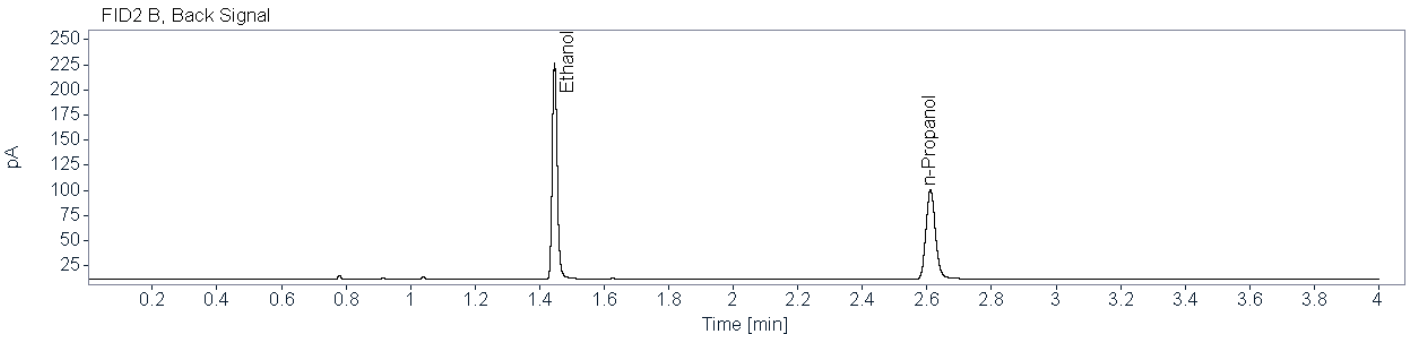
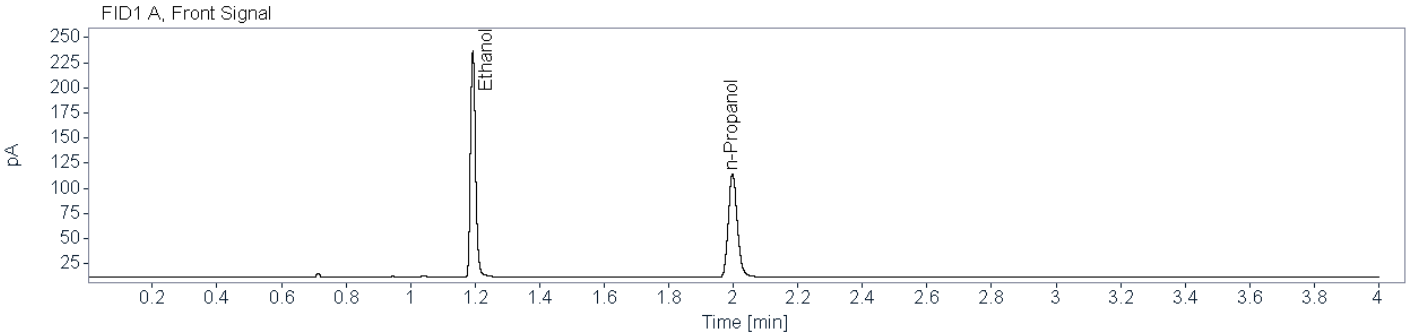
### Comments:

**Total Number of Printed Examination Pages:** 0



**Brazoria County Sheriff's Office Crime Lab**  
**Toxicology**  
**Ethanol Analysis**

**Sample Name:** BCCL-24-1527 001\_001 (24-2021)      **Description:** Alq 1      **Sample Barcode:** 24-2021      **Vial Number:** 23  
**Instrument:** BAC 1      **Acq. Method:** BAC.M      **Injection Date:** 9/25/2024 12:34:43 PM  
**Data File:** C:\Chem32\1\Data\2024\BAC\_20240925\_KB 2024-09-25 10-29-19\023F2301.D



**Name** FID1A

Compound	Peak Symmetry	RT [min]	Expected RT[min]	Area	Concentration [g/100 mL]
Ethanol	0.80037	1.193	1.192	249.6068	0.2222
n-Propanol	0.82764	1.998	1.997	199.1682	0.0100

**Name** FID2B

Compound	Peak Symmetry	RT [min]	Expected RT[min]	Area	Concentration [g/100 mL]
Ethanol	0.82545	1.446	1.445	232.2449	0.2228
n-Propanol	0.86196	2.611	2.610	180.7445	0.0100



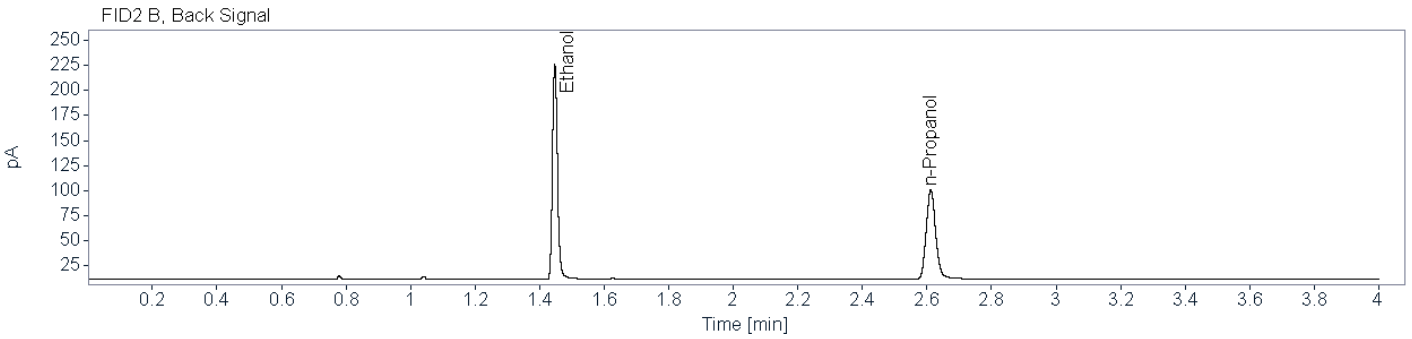
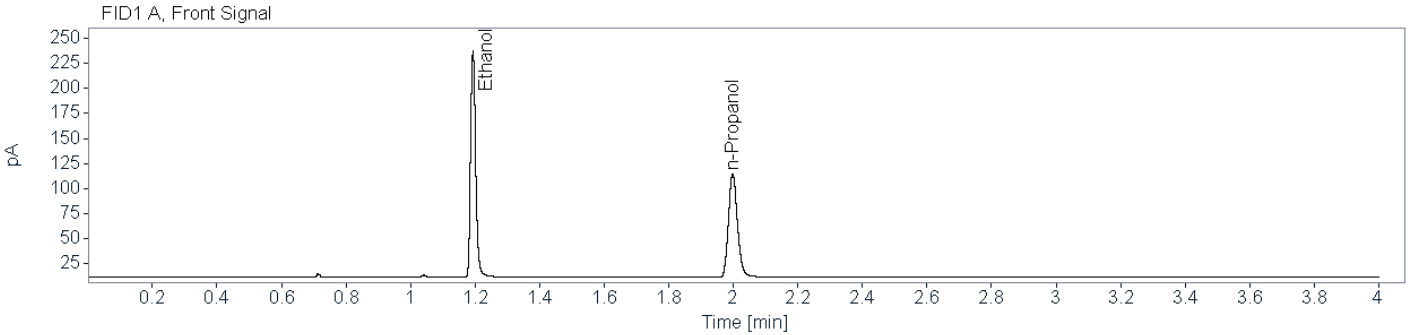


# Brazoria County Sheriff's Office Crime Lab

## Toxicology

### Ethanol Analysis

**Sample Name:** BCCL-24-1527 001\_001 (24-2053)    
**Description:** Alq 2    
**Sample Barcode:** 24-2053    
**Vial Number:** 55  
**Instrument:** BAC 1    
**Acq. Method:** BAC.M    
**Injection Date:** 9/25/2024 3:21:07 PM  
**Data File:** C:\Chem32\1\Data\2024\BAC\_20240925\_KB 2024-09-25 10-29-19\055F5501.D



**Name** FID1A

Compound	Peak Symmetry	RT [min]	Expected RT[min]	Area	Concentration [g/100 mL]
Ethanol	0.78647	1.193	1.192	249.4247	0.2219
n-Propanol	0.82883	1.998	1.997	199.3407	0.0100

**Name** FID2B

Compound	Peak Symmetry	RT [min]	Expected RT[min]	Area	Concentration [g/100 mL]
Ethanol	0.82158	1.447	1.445	232.0851	0.2235
n-Propanol	0.86199	2.612	2.610	180.0363	0.0100



# Brazoria County Crime Laboratory

Toxicology

## Ethanol Confirmation Worksheet

**Lab Number:** BCCL-24-1528 001\_001

**Batch Name:** BAC\_20240925\_KB

**Instrument:** BAC-1

**Analyst:** Kayla M. Baylor

**Specimen type:**  Blood  Liquid  Other: \_\_\_\_\_

**Results:**

	FID1		FID2
Ethanol			
Aliquot 1:	<u>0.0632</u>	Aliquot 1:	<u>0.0633</u>
Aliquot 2:	<u>0.0637</u>	Aliquot 2:	<u>0.0643</u>

**Reported Result:** 0.063 g/100 mL

**Reported UM:** 0.009 g/100 mL

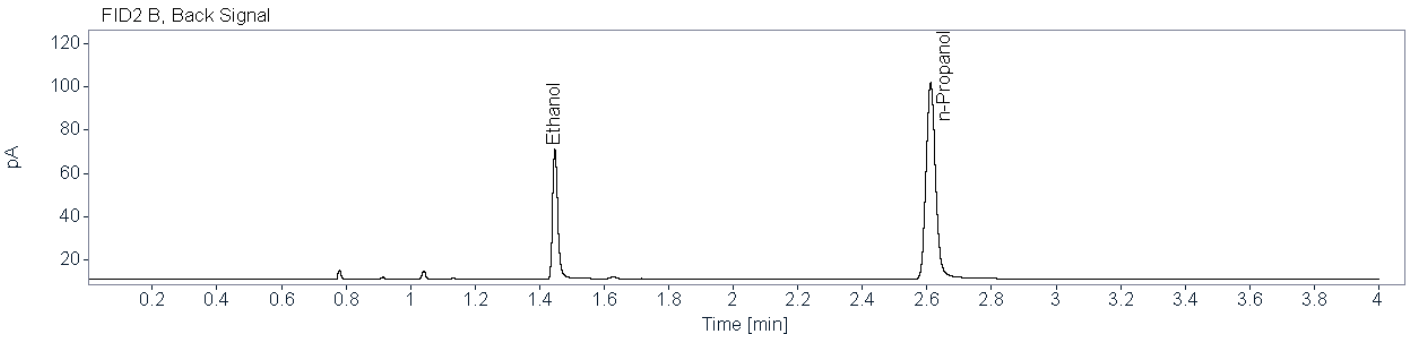
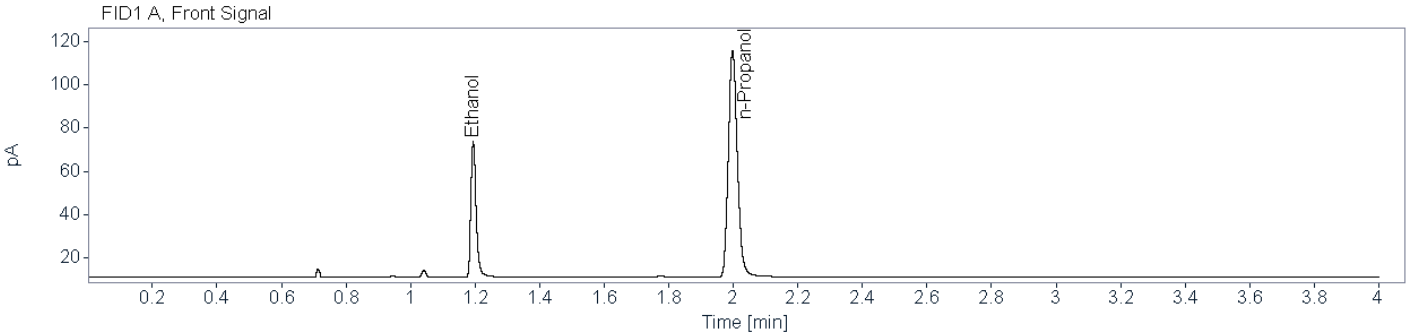
**Comments:**

**Total Number of Printed Examination Pages:** 0



**Brazoria County Sheriff's Office Crime Lab**  
**Toxicology**  
**Ethanol Analysis**

**Sample Name:** BCCL-24-1528 001\_001 (24-2022)    **Description:** Alq 1    **Sample Barcode:** 24-2022    **Vial Number:** 24  
**Instrument:** BAC 1    **Acq. Method:** BAC.M    **Injection Date:** 9/25/2024 12:39:37 PM  
**Data File:** C:\Chem32\1\Data\2024\BAC\_20240925\_KB 2024-09-25 10-29-19\024F2401.D



**Name** FID1A

Compound	Peak Symmetry	RT [min]	Expected RT[min]	Area	Concentration [g/100 mL]
Ethanol	0.75803	1.194	1.192	70.7304	0.0632
n-Propanol	0.83004	1.998	1.997	201.7510	0.0100

**Name** FID2B

Compound	Peak Symmetry	RT [min]	Expected RT[min]	Area	Concentration [g/100 mL]
Ethanol	0.77514	1.448	1.445	65.6711	0.0633
n-Propanol	0.86889	2.611	2.610	182.8315	0.0100

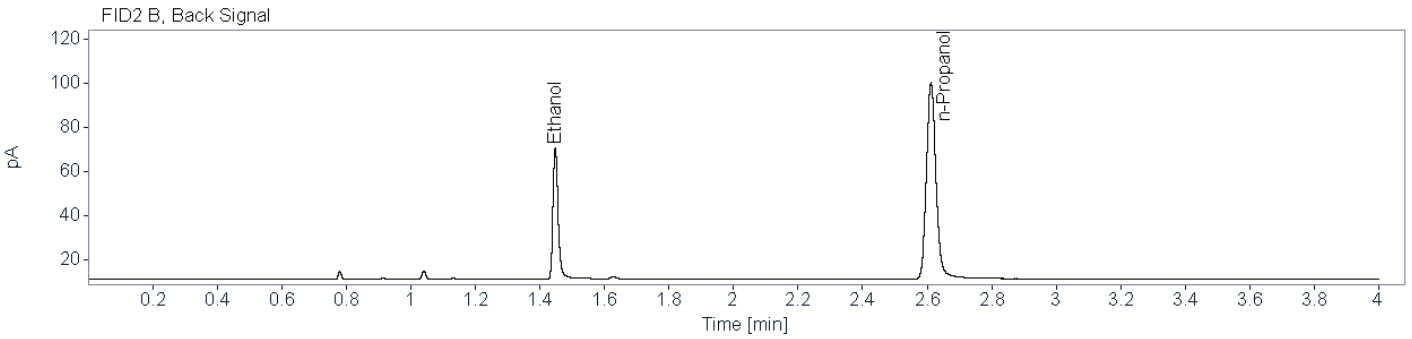
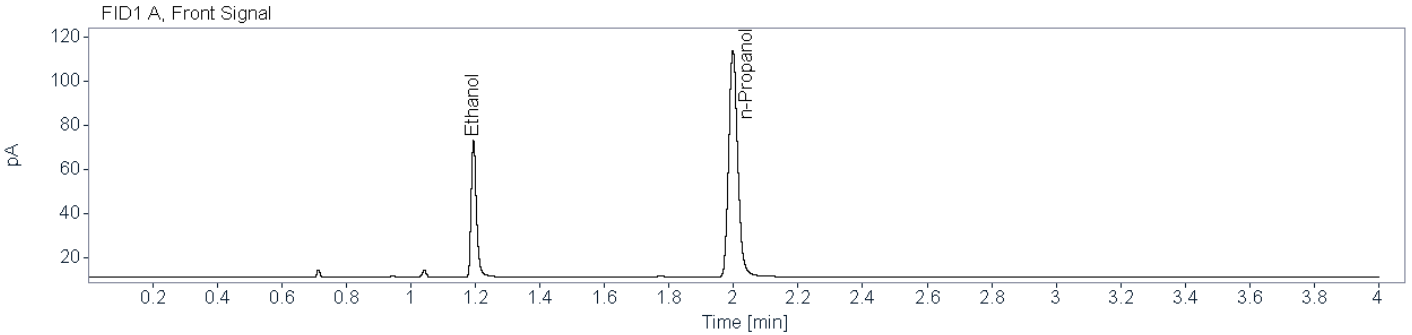


# Brazoria County Sheriff's Office Crime Lab

## Toxicology

### Ethanol Analysis

**Sample Name:** BCCL-24-1528 001\_001 (24-2052)     
**Description:** Alq 2     
**Sample Barcode:** 24-2052     
**Vial Number:** 54  
**Instrument:** BAC 1     
**Acq. Method:** BAC.M     
**Injection Date:** 9/25/2024 3:15:37 PM  
**Data File:** C:\Chem32\1\Data\2024\BAC\_20240925\_KB 2024-09-25 10-29-19\054F5401.D



**Name** FID1A

Compound	Peak Symmetry	RT [min]	Expected RT[min]	Area	Concentration [g/100 mL]
Ethanol	0.74295	1.195	1.192	70.0138	0.0637
n-Propanol	0.82492	1.998	1.997	198.3180	0.0100

**Name** FID2B

Compound	Peak Symmetry	RT [min]	Expected RT[min]	Area	Concentration [g/100 mL]
Ethanol	0.76143	1.448	1.445	65.2245	0.0643
n-Propanol	0.84612	2.612	2.610	178.8865	0.0100



# Brazoria County Crime Laboratory

Toxicology

## Ethanol Confirmation Worksheet

**Lab Number:** BCCL-24-1530 001\_001

**Batch Name:** BAC\_20240925\_KB

**Instrument:** BAC-1

**Analyst:** Kayla M. Baylor

**Specimen type:**  Blood  Liquid  Other: \_\_\_\_\_

### Results:

	FID1		FID2
Ethanol			
Aliquot 1:	<u>0.1666</u>	Aliquot 1:	<u>0.1671</u>
Aliquot 2:	<u>0.1702</u>	Aliquot 2:	<u>0.1715</u>

**Reported Result:** 0.168 g/100 mL

**Reported UM:** 0.024 g/100 mL

### Comments:

**Total Number of Printed Examination Pages:** 0

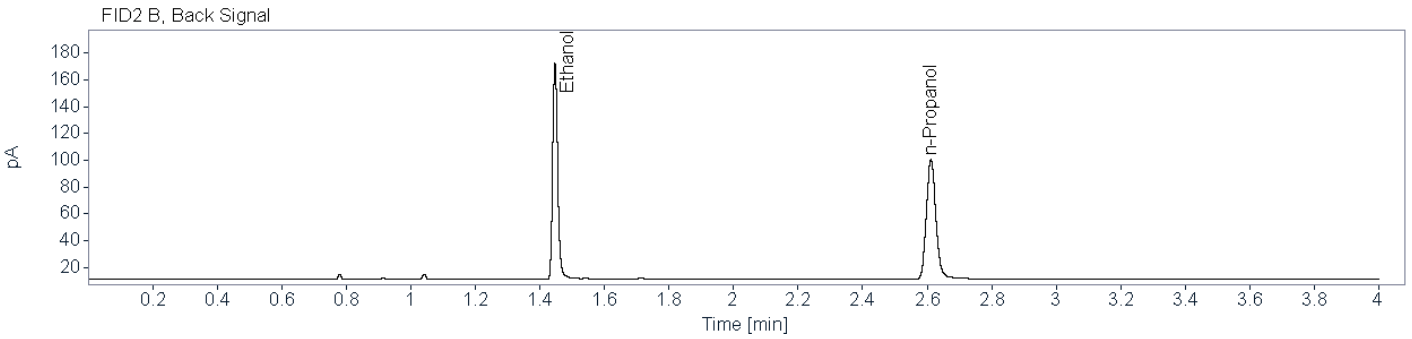
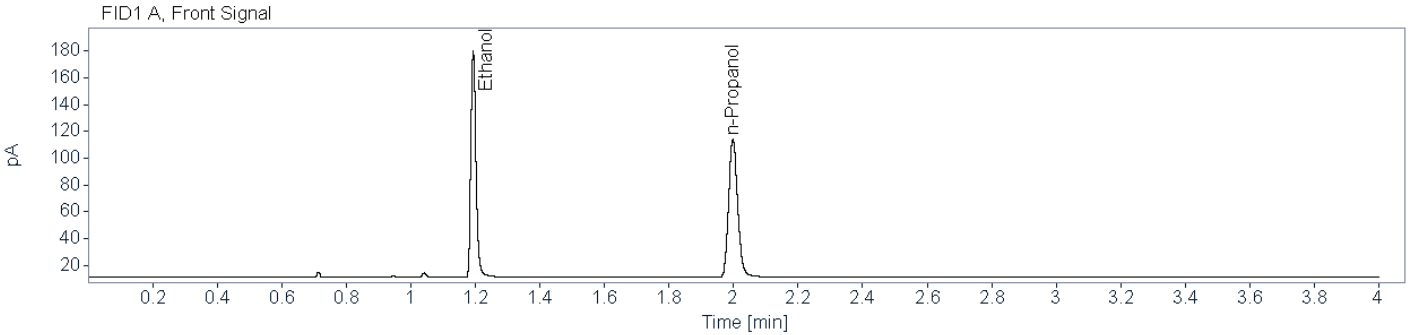


# Brazoria County Sheriff's Office Crime Lab

## Toxicology

### Ethanol Analysis

**Sample Name:** BCCL-24-1530 001\_001 (24-2023)    
**Description:** Alq 1    
**Sample Barcode:** 24-2023    
**Vial Number:** 25  
**Instrument:** BAC 1    
**Acq. Method:** BAC.M    
**Injection Date:** 9/25/2024 12:45:08 PM  
**Data File:** C:\Chem32\1\Data\2024\BAC\_20240925\_KB 2024-09-25 10-29-19\025F2501.D




**Name** FID1A

Compound	Peak Symmetry	RT [min]	Expected RT[min]	Area	Concentration [g/100 mL]
Ethanol	0.79431	1.193	1.192	186.8899	0.1666
n-Propanol	0.82920	1.998	1.997	199.3985	0.0100

**Name** FID2B

Compound	Peak Symmetry	RT [min]	Expected RT[min]	Area	Concentration [g/100 mL]
Ethanol	0.82013	1.447	1.445	173.8394	0.1671
n-Propanol	0.87111	2.611	2.610	180.8194	0.0100

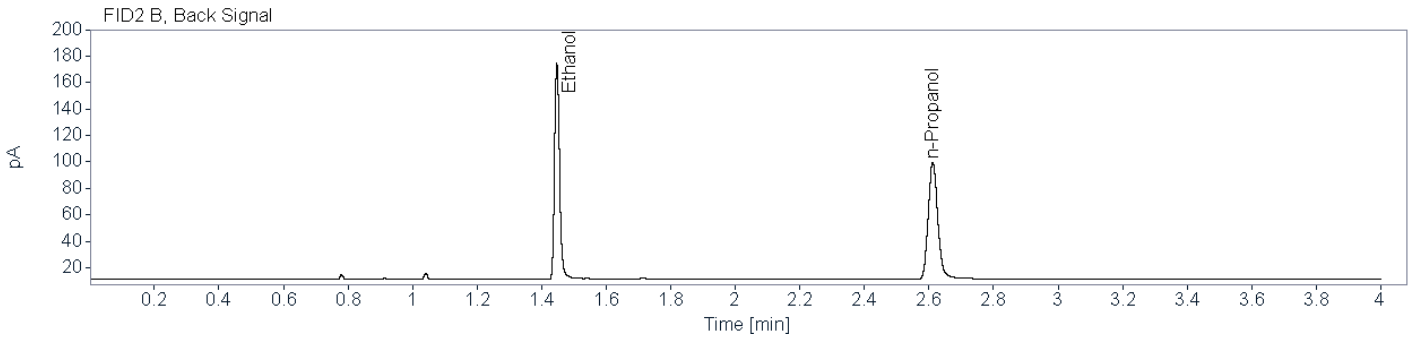
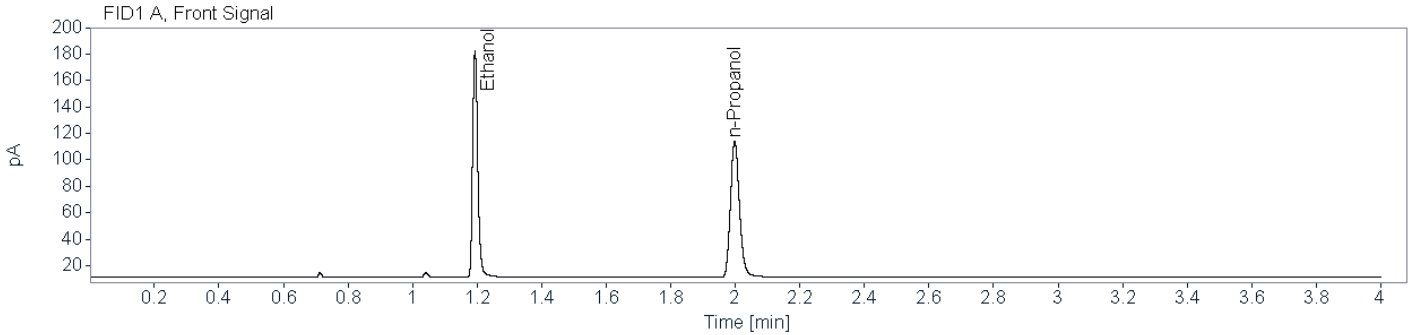


# Brazoria County Sheriff's Office Crime Lab

## Toxicology

### Ethanol Analysis

**Sample Name:** BCCL-24-1530 001\_001 (24-2051)     
**Description:** Alq 2     
**Sample Barcode:** 24-2051     
**Vial Number:** 53  
**Instrument:** BAC 1     
**Acq. Method:** BAC.M     
**Injection Date:** 9/25/2024 3:10:44 PM  
**Data File:** C:\Chem32\1\Data\2024\BAC\_20240925\_KB 2024-09-25 10-29-19\053F5301.D



**Name** FID1A

Compound	Peak Symmetry	RT [min]	Expected RT[min]	Area	Concentration [g/100 mL]
Ethanol	0.77782	1.194	1.192	189.3899	0.1702
n-Propanol	0.82800	1.998	1.997	197.7756	0.0100

**Name** FID2B

Compound	Peak Symmetry	RT [min]	Expected RT[min]	Area	Concentration [g/100 mL]
Ethanol	0.81083	1.447	1.445	176.2735	0.1715
n-Propanol	0.86275	2.612	2.610	178.6287	0.0100



# Brazoria County Crime Laboratory

Toxicology

## Ethanol Confirmation Worksheet

**Lab Number:** BCCL-24-1557 001\_001

**Batch Name:** BAC\_20240925\_KB

**Instrument:** BAC-1

**Analyst:** Kayla M. Baylor

**Specimen type:**  Blood  Liquid  Other: \_\_\_\_\_

**Results:**

	FID1		FID2
Ethanol			
Aliquot 1:	<u>0.1813</u>	Aliquot 1:	<u>0.1819</u>
Aliquot 2:	<u>0.1753</u>	Aliquot 2:	<u>0.1766</u>

**Reported Result:** 0.178 g/100 mL

**Reported UM:** 0.026 g/100 mL

**Comments:**

**Total Number of Printed Examination Pages:** 0



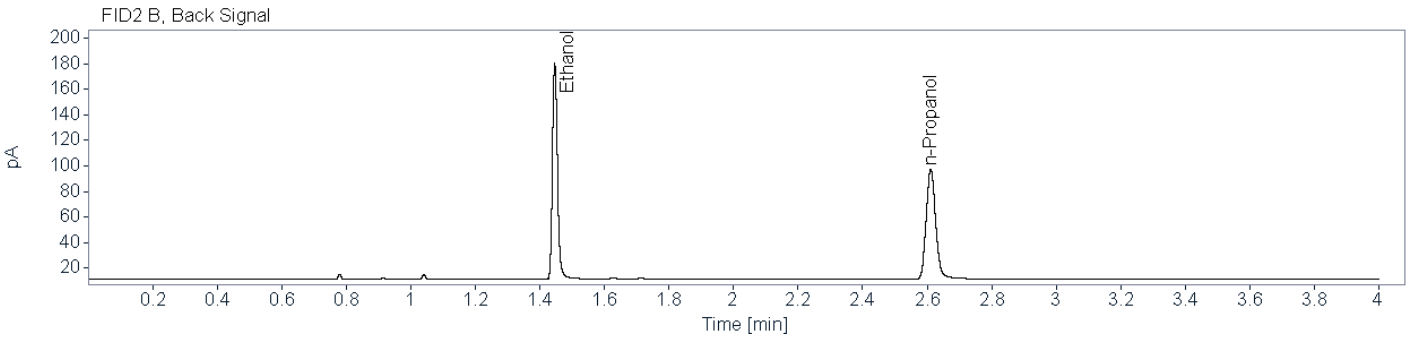
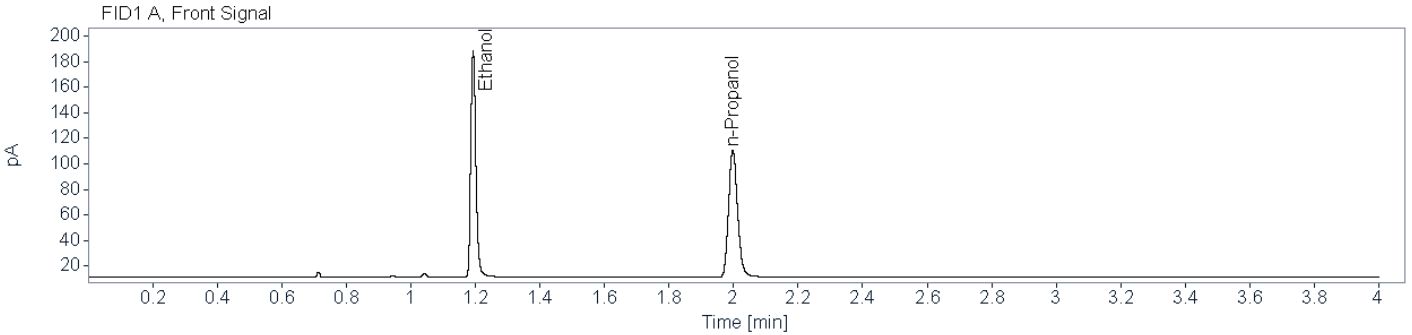


# Brazoria County Sheriff's Office Crime Lab

## Toxicology

### Ethanol Analysis

**Sample Name:** BCCL-24-1557 001\_001 (24-2024)    
**Description:** Alq 1    
**Sample Barcode:** 24-2024    
**Vial Number:** 26  
**Instrument:** BAC 1    
**Acq. Method:** BAC.M    
**Injection Date:** 9/25/2024 12:50:01 PM  
**Data File:** C:\Chem32\1\Data\2024\BAC\_20240925\_KB 2024-09-25 10-29-19\026F2601.D



**Name** FID1A

Compound	Peak Symmetry	RT [min]	Expected RT[min]	Area	Concentration [g/100 mL]
Ethanol	0.78559	1.193	1.192	196.5547	0.1813
n-Propanol	0.82632	1.998	1.997	192.5189	0.0100

**Name** FID2B

Compound	Peak Symmetry	RT [min]	Expected RT[min]	Area	Concentration [g/100 mL]
Ethanol	0.80457	1.446	1.445	182.6856	0.1819
n-Propanol	0.86334	2.611	2.610	174.4501	0.0100

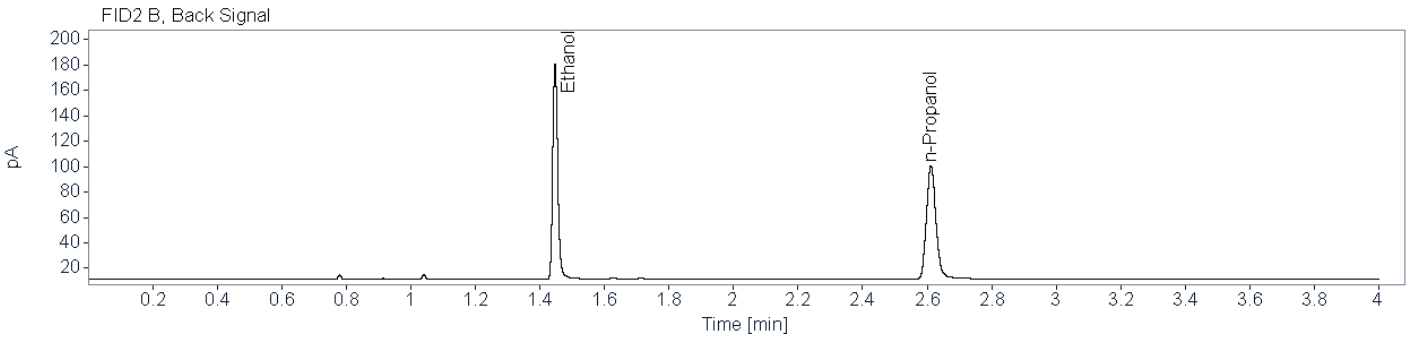
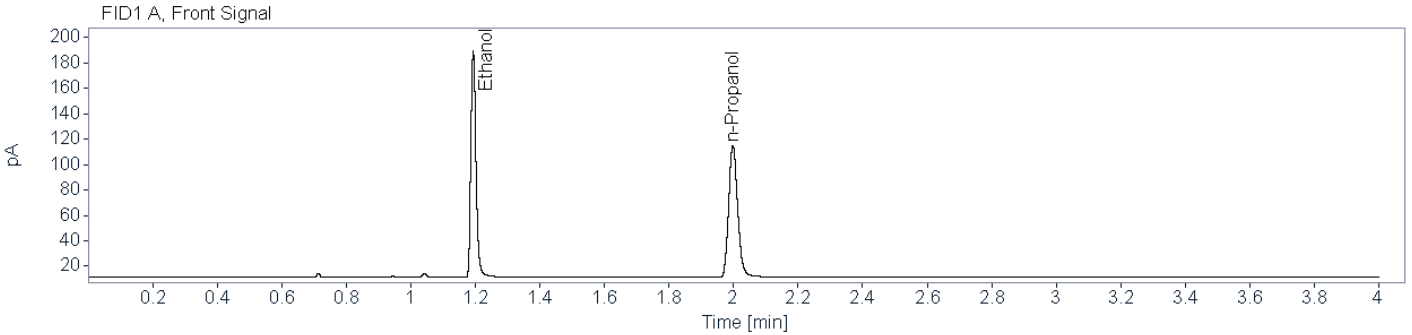


# Brazoria County Sheriff's Office Crime Lab

## Toxicology

### Ethanol Analysis

**Sample Name:** BCCL-24-1557 001\_001 (24-2050)    
**Description:** Alq 2    
**Sample Barcode:** 24-2050    
**Vial Number:** 52  
**Instrument:** BAC 1    
**Acq. Method:** BAC.M    
**Injection Date:** 9/25/2024 3:05:13 PM  
**Data File:** C:\Chem32\1\Data\2024\BAC\_20240925\_KB 2024-09-25 10-29-19\052F5201.D



**Name** FID1A

Compound	Peak Symmetry	RT [min]	Expected RT[min]	Area	Concentration [g/100 mL]
Ethanol	0.79175	1.194	1.192	197.1824	0.1753
n-Propanol	0.82489	1.998	1.997	199.8218	0.0100

**Name** FID2B

Compound	Peak Symmetry	RT [min]	Expected RT[min]	Area	Concentration [g/100 mL]
Ethanol	0.82110	1.447	1.445	183.5450	0.1766
n-Propanol	0.84738	2.612	2.610	180.5506	0.0100



# Brazoria County Crime Laboratory

Toxicology

## Ethanol Confirmation Worksheet

**Lab Number:**

BCCL-24-1570 001\_001

**Batch Name:** BAC\_20240925\_KB

**Instrument:** BAC-1

**Analyst:** Kayla M. Baylor

**Specimen type:**



Blood



Liquid



Other: \_\_\_\_\_

**Results:**

Ethanol

FID1

FID2

Aliquot 1:

0.1340

Aliquot 1:

0.1343

Aliquot 2:

0.1373

Aliquot 2:

0.1381

**Reported Result:** 0.135 g/100 mL

**Reported UM:** 0.019 g/100 mL

**Comments:**

**Total Number of Printed Examination Pages:** 0

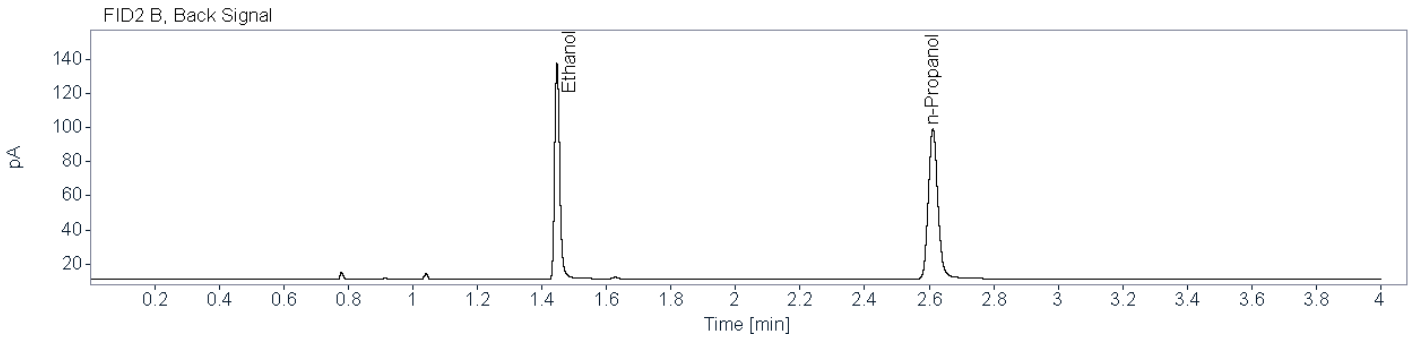
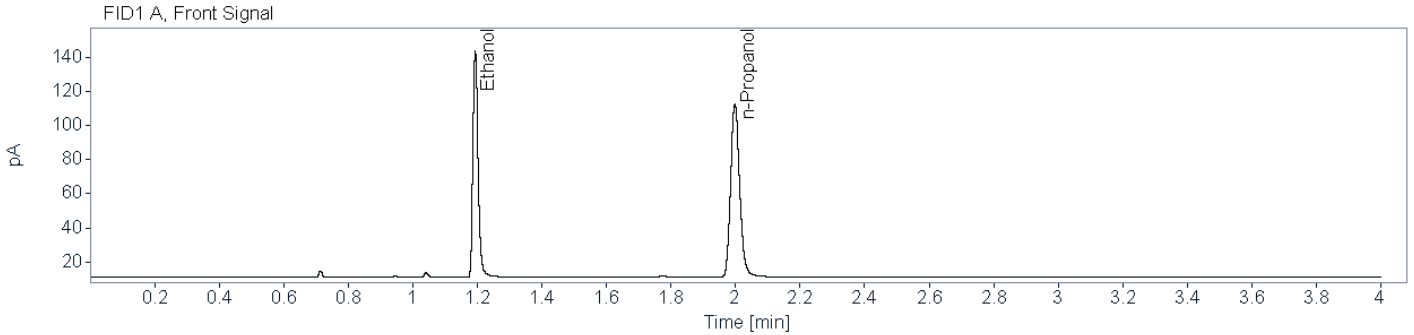


# Brazoria County Sheriff's Office Crime Lab

## Toxicology

### Ethanol Analysis

**Sample Name:** BCCL-24-1570 001\_001 (24-2025)    
**Description:** Alq 1    
**Sample Barcode:** 24-2025    
**Vial Number:** 27  
**Instrument:** BAC 1    
**Acq. Method:** BAC.M    
**Injection Date:** 9/25/2024 12:55:32 PM  
**Data File:** C:\Chem32\1\Data\2024\BAC\_20240925\_KB 2024-09-25 10-29-19\027F2701.D



**Name** FID1A

Compound	Peak Symmetry	RT [min]	Expected RT[min]	Area	Concentration [g/100 mL]
Ethanol	0.78355	1.194	1.192	147.2216	0.1340
n-Propanol	0.83311	1.998	1.997	195.7069	0.0100

**Name** FID2B

Compound	Peak Symmetry	RT [min]	Expected RT[min]	Area	Concentration [g/100 mL]
Ethanol	0.80723	1.447	1.445	136.7355	0.1343
n-Propanol	0.86990	2.611	2.610	177.3186	0.0100

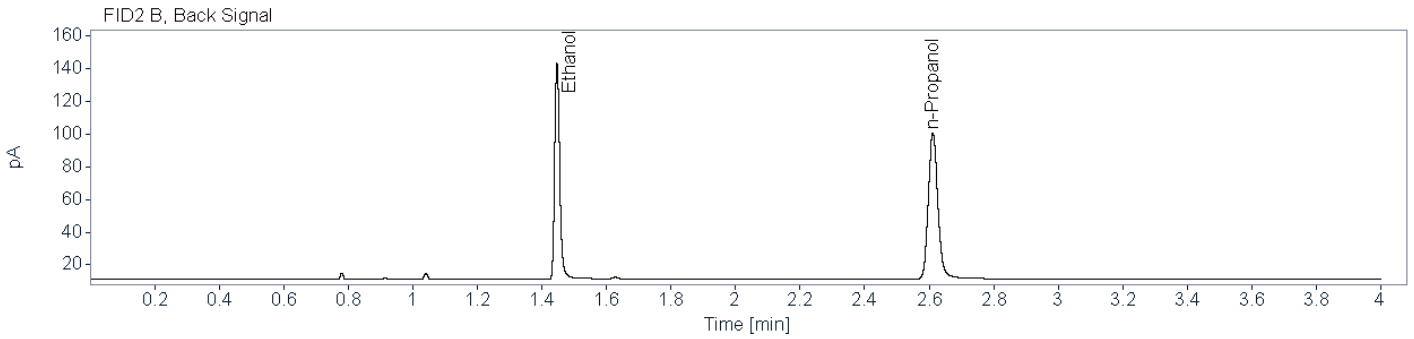
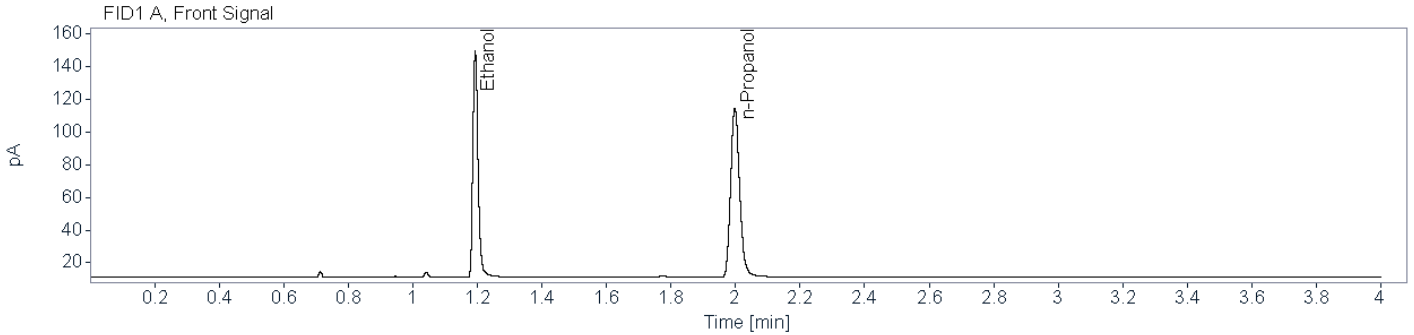


# Brazoria County Sheriff's Office Crime Lab

## Toxicology

### Ethanol Analysis

**Sample Name:** BCCL-24-1570 001\_001 (24-2049)    
**Description:** Alq 2    
**Sample Barcode:** 24-2049    
**Vial Number:** 51  
**Instrument:** BAC 1    
**Acq. Method:** BAC.M    
**Injection Date:** 9/25/2024 3:00:20 PM  
**Data File:** C:\Chem32\1\Data\2024\BAC\_20240925\_KB 2024-09-25 10-29-19\051F5101.D



**Name** FID1A

Compound	Peak Symmetry	RT [min]	Expected RT[min]	Area	Concentration [g/100 mL]
Ethanol	0.78075	1.194	1.192	153.4872	0.1373
n-Propanol	0.82329	1.998	1.997	199.0710	0.0100

**Name** FID2B

Compound	Peak Symmetry	RT [min]	Expected RT[min]	Area	Concentration [g/100 mL]
Ethanol	0.80644	1.447	1.445	142.8392	0.1381
n-Propanol	0.86213	2.611	2.610	180.0317	0.0100



# Brazoria County Crime Laboratory

Toxicology

## Ethanol Confirmation Worksheet

**Lab Number:**

BCCL-24-1583 001\_001

**Batch Name:** BAC\_20240925\_KB

**Instrument:** BAC-1

**Analyst:** Kayla M. Baylor

**Specimen type:**



Blood



Liquid



Other: \_\_\_\_\_

**Results:**

	FID1		FID2
Ethanol			
Aliquot 1:	<u>0.1609</u>	Aliquot 1:	<u>0.1616</u>
Aliquot 2:	<u>0.1688</u>	Aliquot 2:	<u>0.1700</u>

**Reported Result:** 0.165 g/100 mL

**Reported UM:** 0.024 g/100 mL

**Comments:**

**Total Number of Printed Examination Pages:** 0

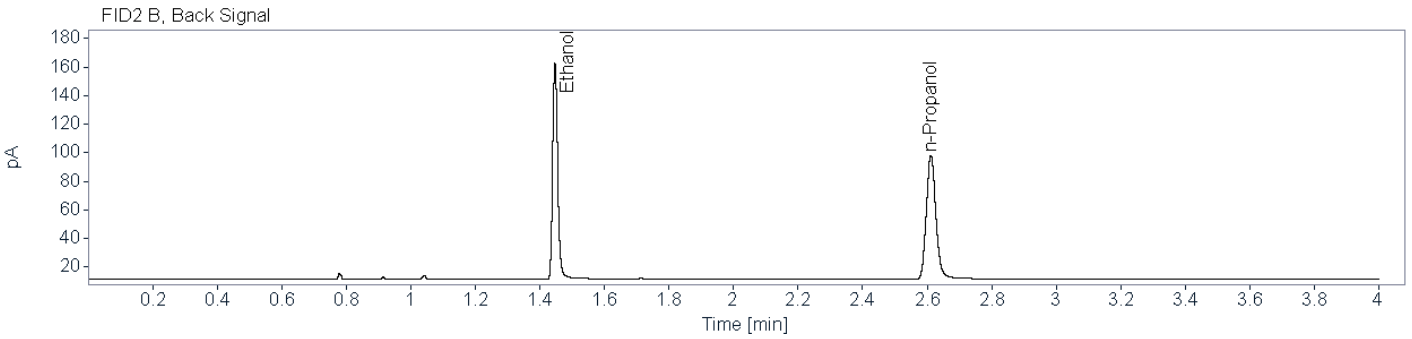
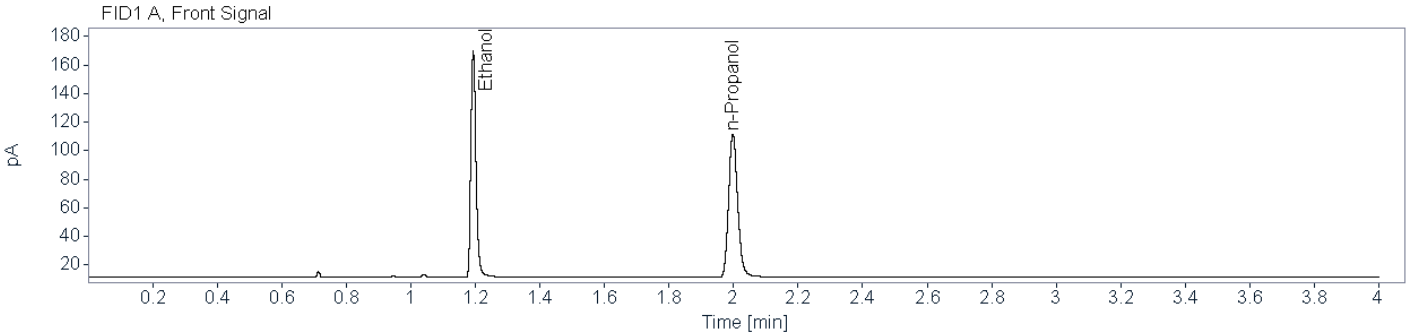


# Brazoria County Sheriff's Office Crime Lab

## Toxicology

### Ethanol Analysis

**Sample Name:** BCCL-24-1583 001\_001 (24-2026)    
**Description:** Alq 1    
**Sample Barcode:** 24-2026    
**Vial Number:** 28  
**Instrument:** BAC 1    
**Acq. Method:** BAC.M    
**Injection Date:** 9/25/2024 1:00:25 PM  
**Data File:** C:\Chem32\1\Data\2024\BAC\_20240925\_KB 2024-09-25 10-29-19\028F2801.D



**Name** FID1A

Compound	Peak Symmetry	RT [min]	Expected RT[min]	Area	Concentration [g/100 mL]
Ethanol	0.79035	1.193	1.192	175.7986	0.1609
n-Propanol	0.82891	1.998	1.997	194.2273	0.0100

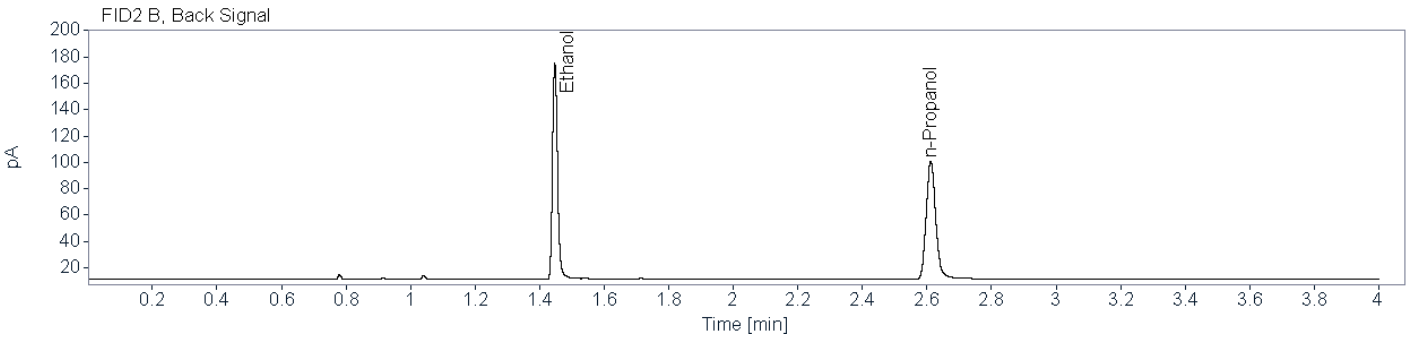
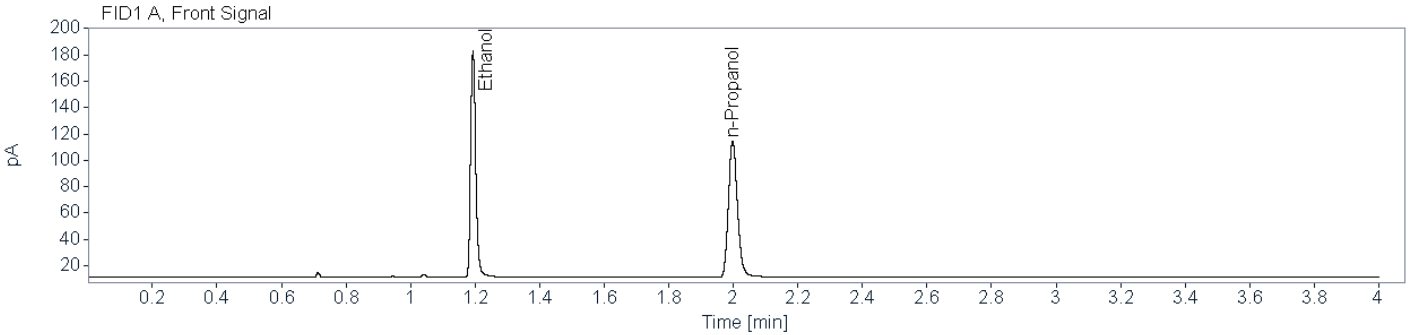
**Name** FID2B

Compound	Peak Symmetry	RT [min]	Expected RT[min]	Area	Concentration [g/100 mL]
Ethanol	0.81627	1.447	1.445	163.5103	0.1616
n-Propanol	0.85693	2.611	2.610	175.9033	0.0100



**Brazoria County Sheriff's Office Crime Lab**  
**Toxicology**  
**Ethanol Analysis**

**Sample Name:** BCCL-24-1583 001\_001 (24-2048)    **Description:** Alq 2    **Sample Barcode:** 24-2048    **Vial Number:** 50  
**Instrument:** BAC 1    **Acq. Method:** BAC.M    **Injection Date:** 9/25/2024 2:54:50 PM  
**Data File:** C:\Chem32\1\Data\2024\BAC\_20240925\_KB 2024-09-25 10-29-19\050F5001.D



**Name** FID1A

Compound	Peak Symmetry	RT [min]	Expected RT[min]	Area	Concentration [g/100 mL]
Ethanol	0.77766	1.194	1.192	190.0569	0.1688
n-Propanol	0.82688	1.998	1.997	200.0646	0.0100

**Name** FID2B

Compound	Peak Symmetry	RT [min]	Expected RT[min]	Area	Concentration [g/100 mL]
Ethanol	0.80841	1.447	1.445	176.8899	0.1700
n-Propanol	0.85961	2.612	2.610	180.7655	0.0100





# Brazoria County Crime Laboratory

Toxicology

## Ethanol Confirmation Worksheet

**Lab Number:**

BCCL-24-1584 001\_001

**Batch Name:** BAC\_20240925\_KB

**Instrument:** BAC-1

**Analyst:** Kayla M. Baylor

**Specimen type:**



Blood



Liquid



Other: \_\_\_\_\_

**Results:**

Ethanol

FID1

FID2

Aliquot 1:

0.1822

Aliquot 1:

0.1830

Aliquot 2:

0.1840

Aliquot 2:

0.1851

**Reported Result:** 0.183 g/100 mL

**Reported UM:** 0.026 g/100 mL

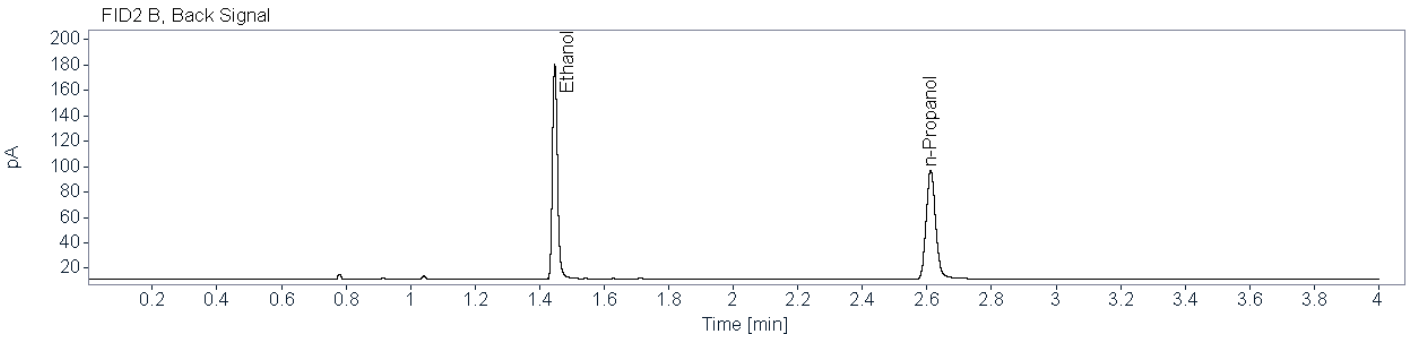
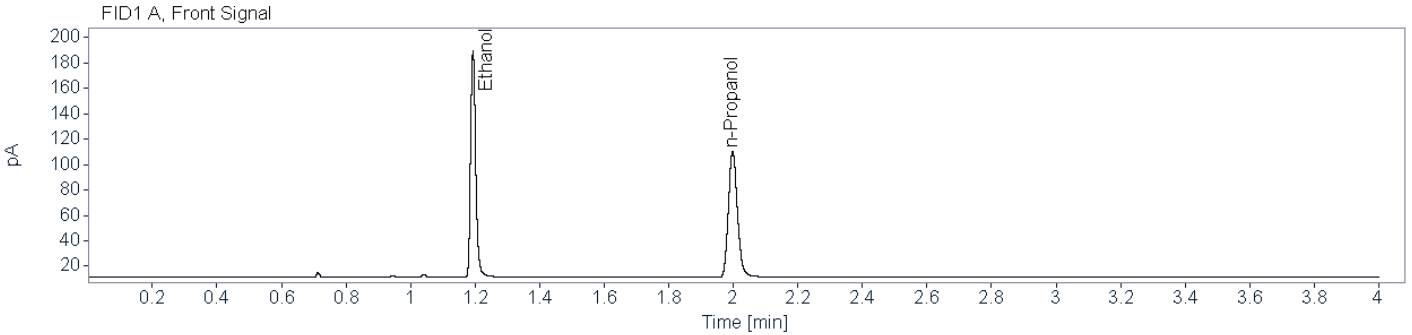
**Comments:**

**Total Number of Printed Examination Pages:** 0



**Brazoria County Sheriff's Office Crime Lab**  
**Toxicology**  
**Ethanol Analysis**

**Sample Name:** BCCL-24-1584 001\_001 (24-2027)      **Description:** Alq 1      **Sample Barcode:** 24-2027      **Vial Number:** 29  
**Instrument:** BAC 1      **Acq. Method:** BAC.M      **Injection Date:** 9/25/2024 1:05:56 PM  
**Data File:** C:\Chem32\1\Data\2024\BAC\_20240925\_KB 2024-09-25 10-29-19\029F2901.D



**Name** FID1A

Compound	Peak Symmetry	RT [min]	Expected RT[min]	Area	Concentration [g/100 mL]
Ethanol	0.78062	1.193	1.192	196.8294	0.1822
n-Propanol	0.82839	1.998	1.997	191.8547	0.0100

**Name** FID2B

Compound	Peak Symmetry	RT [min]	Expected RT[min]	Area	Concentration [g/100 mL]
Ethanol	0.80661	1.447	1.445	183.1143	0.1830
n-Propanol	0.86353	2.612	2.610	173.7840	0.0100

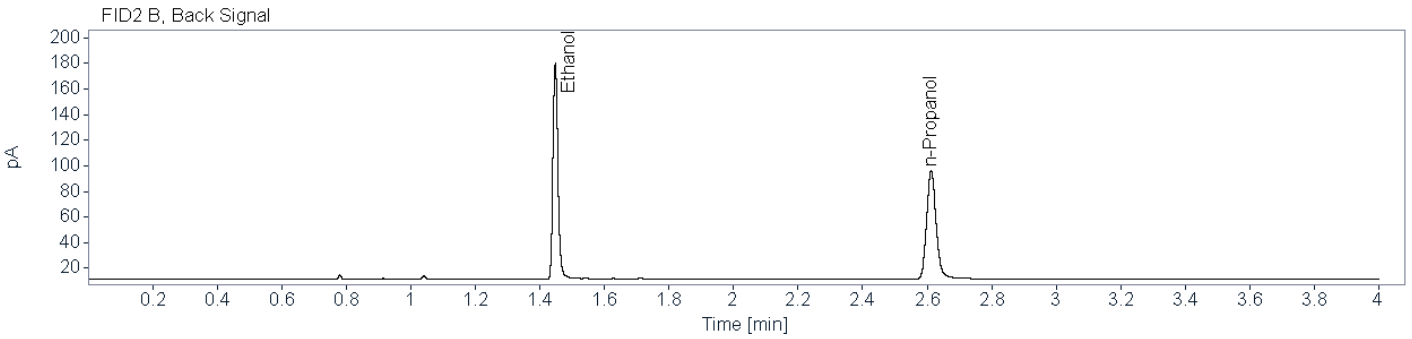
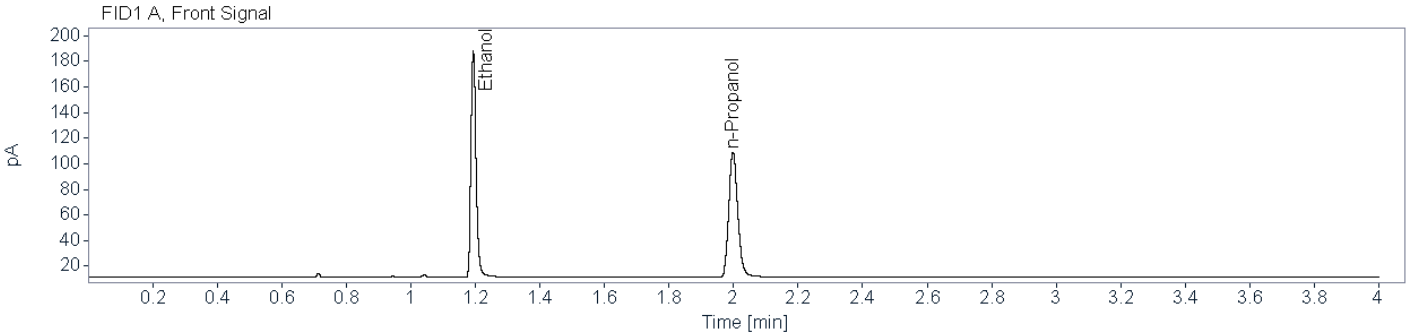


# Brazoria County Sheriff's Office Crime Lab

## Toxicology

### Ethanol Analysis

**Sample Name:** BCCL-24-1584 001\_001 (24-2047)    
**Description:** Alq 2    
**Sample Barcode:** 24-2047    
**Vial Number:** 49  
**Instrument:** BAC 1    
**Acq. Method:** BAC.M    
**Injection Date:** 9/25/2024 2:49:57 PM  
**Data File:** C:\Chem32\1\Data\2024\BAC\_20240925\_KB 2024-09-25 10-29-19\049F4901.D



**Name** FID1A

Compound	Peak Symmetry	RT [min]	Expected RT[min]	Area	Concentration [g/100 mL]
Ethanol	0.79519	1.194	1.192	195.6900	0.1840
n-Propanol	0.82752	1.998	1.997	188.8598	0.0100

**Name** FID2B

Compound	Peak Symmetry	RT [min]	Expected RT[min]	Area	Concentration [g/100 mL]
Ethanol	0.80777	1.448	1.445	181.9220	0.1851
n-Propanol	0.84684	2.612	2.610	170.6216	0.0100



# Brazoria County Crime Laboratory

Toxicology

## Ethanol Confirmation Worksheet

**Lab Number:**

BCCL-24-1585 001\_001

**Batch Name:** BAC\_20240925\_KB

**Instrument:** BAC-1

**Analyst:** Kayla M. Baylor

**Specimen type:**



Blood



Liquid



Other: \_\_\_\_\_

**Results:**

Ethanol

FID1

FID2

Aliquot 1:

0.0000

Aliquot 1:

0.0000

Aliquot 2:

0.0000

Aliquot 2:

0.0000

**Reported Result:** none detected

**Reported UM:** \_\_\_\_\_

**Comments:**

**Total Number of Printed Examination Pages:** 0

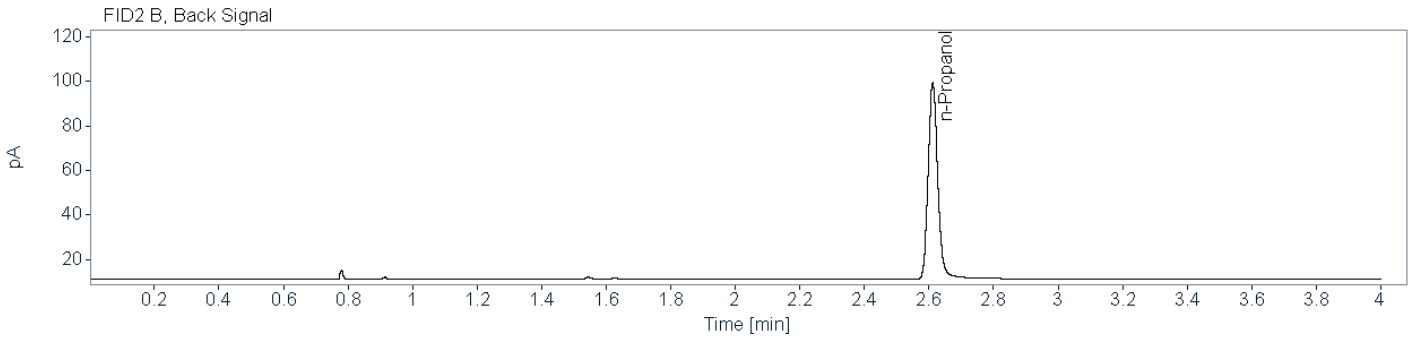
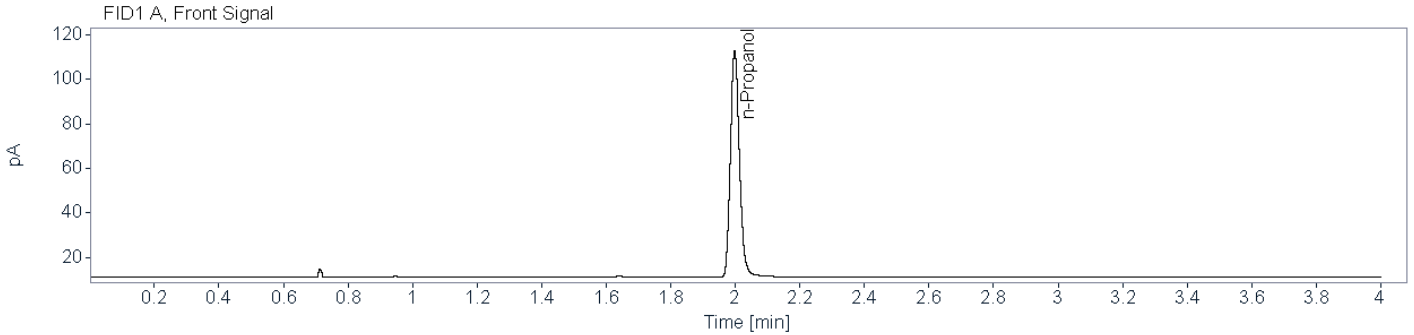


# Brazoria County Sheriff's Office Crime Lab

## Toxicology

### Ethanol Analysis

**Sample Name:** BCCL-24-1585 001\_001 (24-2028)    
**Description:** Alq 1    
**Sample Barcode:** 24-2028    
**Vial Number:** 30  
**Instrument:** BAC 1    
**Acq. Method:** BAC.M    
**Injection Date:** 9/25/2024 1:10:49 PM  
**Data File:** C:\Chem32\1\Data\2024\BAC\_20240925\_KB 2024-09-25 10-29-19\030F3001.D



**Name** FID1A

Compound	Peak Symmetry	RT [min]	Expected RT[min]	Area	Concentration [g/100 mL]
n-Propanol	0.82934	1.998	1.997	196.6482	0.0100

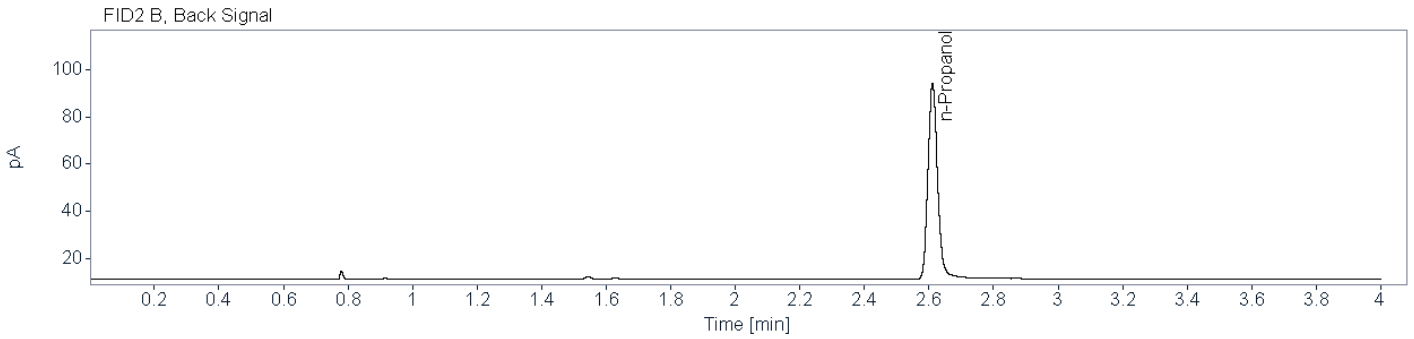
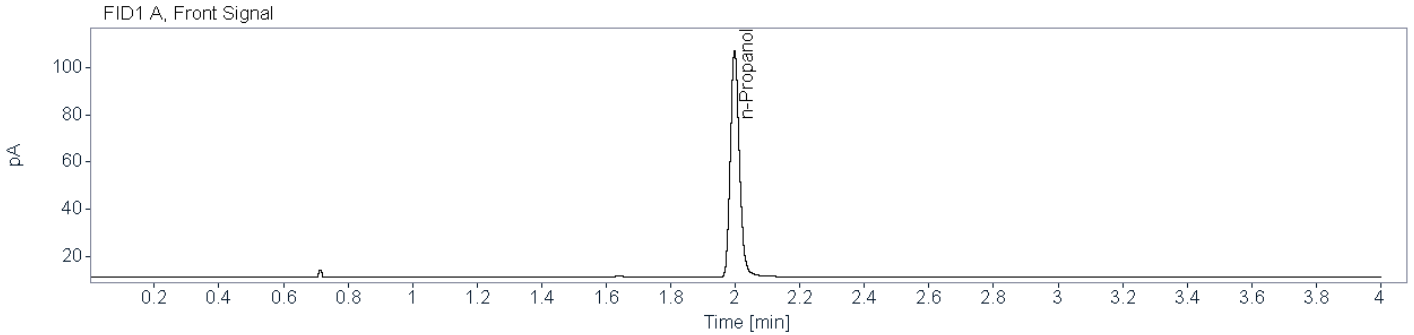
**Name** FID2B

Compound	Peak Symmetry	RT [min]	Expected RT[min]	Area	Concentration [g/100 mL]
n-Propanol	0.86524	2.612	2.610	177.7727	0.0100



**Brazoria County Sheriff's Office Crime Lab**  
**Toxicology**  
**Ethanol Analysis**

**Sample Name:** BCCL-24-1585 001\_001 (24-2046)    **Description:** Alq 2    **Sample Barcode:** 24-2046    **Vial Number:** 48  
**Instrument:** BAC 1    **Acq. Method:** BAC.M    **Injection Date:** 9/25/2024 2:44:25 PM  
**Data File:** C:\Chem32\1\Data\2024\BAC\_20240925\_KB 2024-09-25 10-29-19\048F4801.D



**Name** FID1A

Compound	Peak Symmetry	RT [min]	Expected RT[min]	Area	Concentration [g/100 mL]
n-Propanol	0.82321	1.998	1.997	186.0582	0.0100

**Name** FID2B

Compound	Peak Symmetry	RT [min]	Expected RT[min]	Area	Concentration [g/100 mL]
n-Propanol	0.85372	2.611	2.610	167.8604	0.0100



# Brazoria County Crime Laboratory

Toxicology

## Ethanol Confirmation Worksheet

**Lab Number:**

BCCL-24-1586 001\_001

**Batch Name:** BAC\_20240925\_KB

**Instrument:** BAC-1

**Analyst:** Kayla M. Baylor

**Specimen type:**



Blood



Liquid



Other: \_\_\_\_\_

**Results:**

Ethanol

FID1

FID2

Aliquot 1:

0.1370

Aliquot 1:

0.1374

Aliquot 2:

0.1361

Aliquot 2:

0.1369

**Reported Result:** 0.136 g/100 mL

**Reported UM:** 0.020 g/100 mL

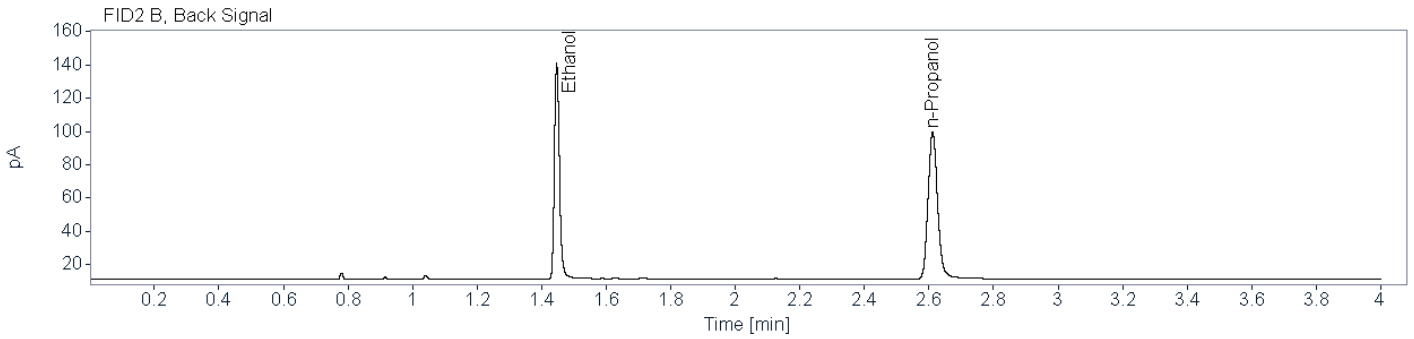
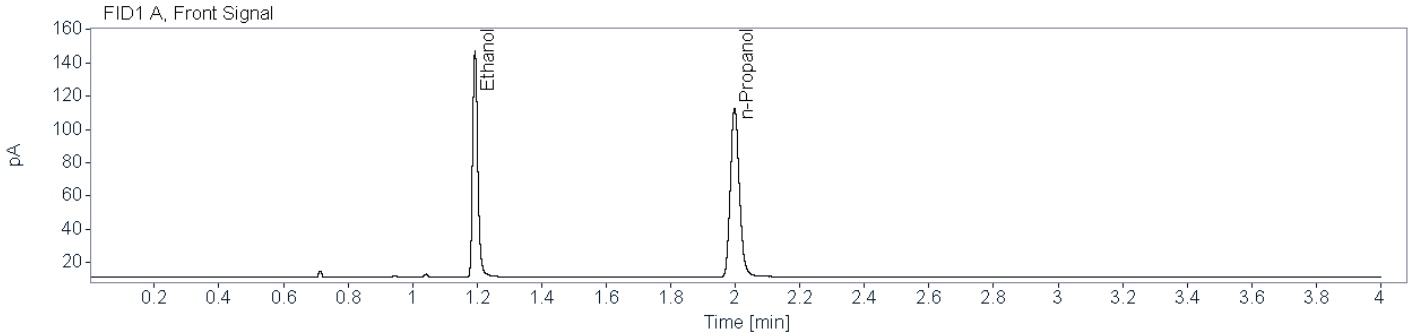
**Comments:**

**Total Number of Printed Examination Pages:** 0



**Brazoria County Sheriff's Office Crime Lab**  
**Toxicology**  
**Ethanol Analysis**

**Sample Name:** BCCL-24-1586 001\_001 (24-2029)    **Description:** Alq 1    **Sample Barcode:** 24-2029    **Vial Number:** 31  
**Instrument:** BAC 1    **Acq. Method:** BAC.M    **Injection Date:** 9/25/2024 1:16:20 PM  
**Data File:** C:\Chem32\1\Data\2024\BAC\_20240925\_KB 2024-09-25 10-29-19\031F3101.D



**Name** FID1A

Compound	Peak Symmetry	RT [min]	Expected RT[min]	Area	Concentration [g/100 mL]
Ethanol	0.76916	1.194	1.192	151.3399	0.1370
n-Propanol	0.83232	1.998	1.997	196.7511	0.0100

**Name** FID2B

Compound	Peak Symmetry	RT [min]	Expected RT[min]	Area	Concentration [g/100 mL]
Ethanol	0.78995	1.447	1.445	140.6511	0.1374
n-Propanol	0.86200	2.611	2.610	178.2634	0.0100



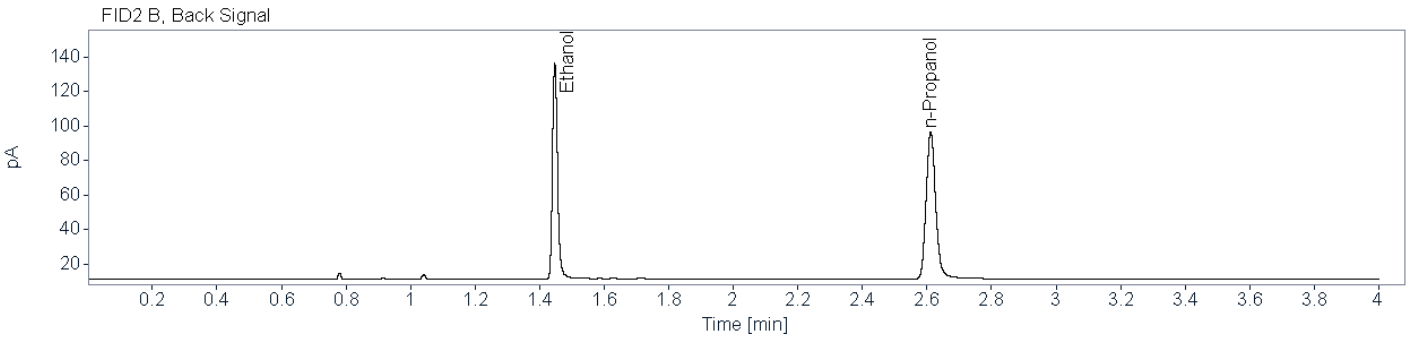
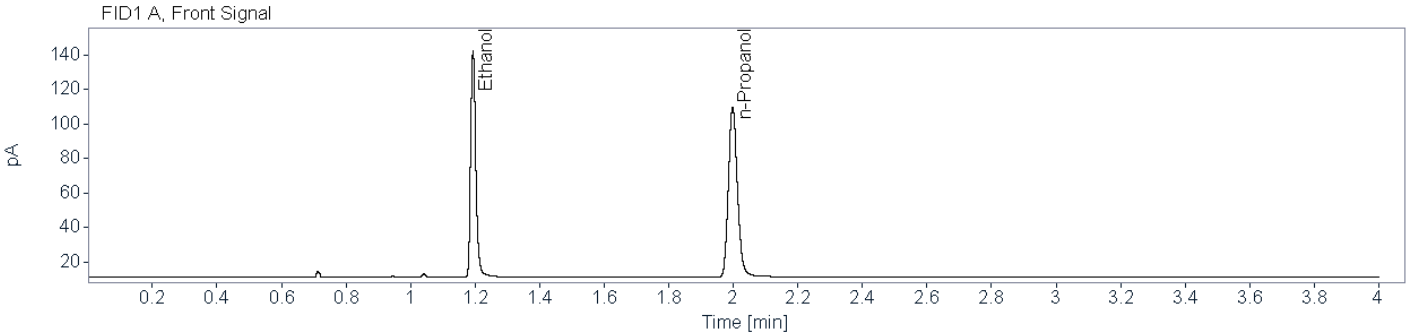


# Brazoria County Sheriff's Office Crime Lab

## Toxicology

### Ethanol Analysis

**Sample Name:** BCCL-24-1586 001\_001 (24-2045)    
**Description:** Alq 2    
**Sample Barcode:** 24-2045    
**Vial Number:** 47  
**Instrument:** BAC 1    
**Acq. Method:** BAC.M    
**Injection Date:** 9/25/2024 2:39:32 PM  
**Data File:** C:\Chem32\1\Data\2024\BAC\_20240925\_KB 2024-09-25 10-29-19\047F4701.D



**Name** FID1A

Compound	Peak Symmetry	RT [min]	Expected RT[min]	Area	Concentration [g/100 mL]
Ethanol	0.76558	1.194	1.192	145.7397	0.1361
n-Propanol	0.82545	1.998	1.997	190.6366	0.0100

**Name** FID2B

Compound	Peak Symmetry	RT [min]	Expected RT[min]	Area	Concentration [g/100 mL]
Ethanol	0.78938	1.447	1.445	135.5168	0.1369
n-Propanol	0.85764	2.612	2.610	172.3365	0.0100



# Brazoria County Crime Laboratory

Toxicology

## Ethanol Confirmation Worksheet

**Lab Number:** BCCL-24-1588 001\_001

**Batch Name:** BAC\_20240925\_KB

**Instrument:** BAC-1

**Analyst:** Kayla M. Baylor

**Specimen type:**  Blood  Liquid  Other: \_\_\_\_\_

**Results:**

	FID1		FID2
Ethanol			
Aliquot 1:	<u>0.1273</u>	Aliquot 1:	<u>0.1277</u>
Aliquot 2:	<u>0.1201</u>	Aliquot 2:	<u>0.1207</u>

**Reported Result:** 0.123 g/100 mL

**Reported UM:** 0.018 g/100 mL

**Comments:**

**Total Number of Printed Examination Pages:** 0

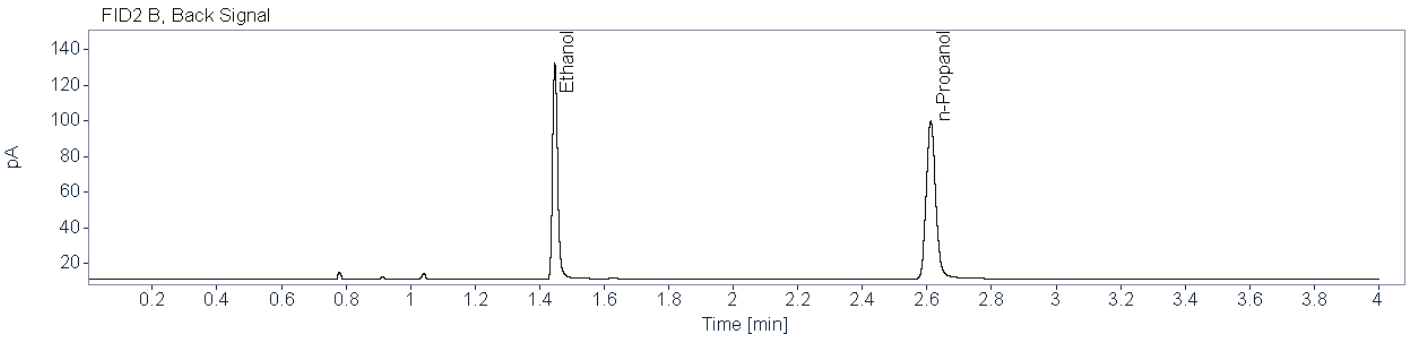
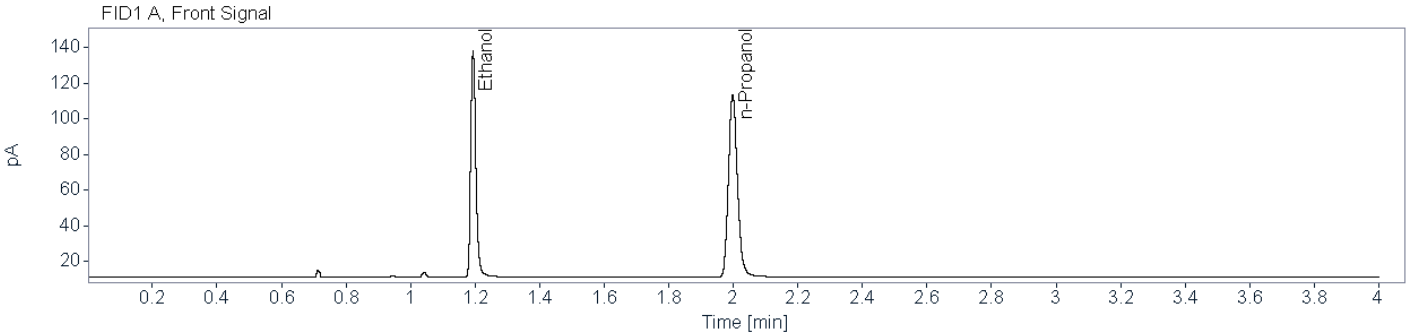


# Brazoria County Sheriff's Office Crime Lab

## Toxicology

### Ethanol Analysis

**Sample Name:** BCCL-24-1588 001\_001 (24-2030)    
**Description:** Alq 1    
**Sample Barcode:** 24-2030    
**Vial Number:** 32  
**Instrument:** BAC 1    
**Acq. Method:** BAC.M    
**Injection Date:** 9/25/2024 1:21:13 PM  
**Data File:** C:\Chem32\1\Data\2024\BAC\_20240925\_KB 2024-09-25 10-29-19\032F3201.D



**Name** FID1A

Compound	Peak Symmetry	RT [min]	Expected RT[min]	Area	Concentration [g/100 mL]
Ethanol	0.76724	1.194	1.192	141.0716	0.1273
n-Propanol	0.82966	1.998	1.997	197.5425	0.0100

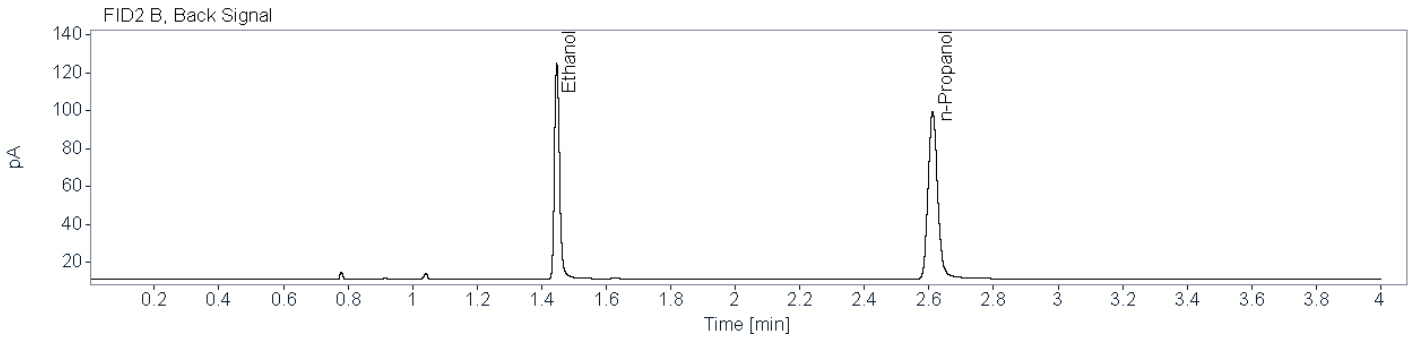
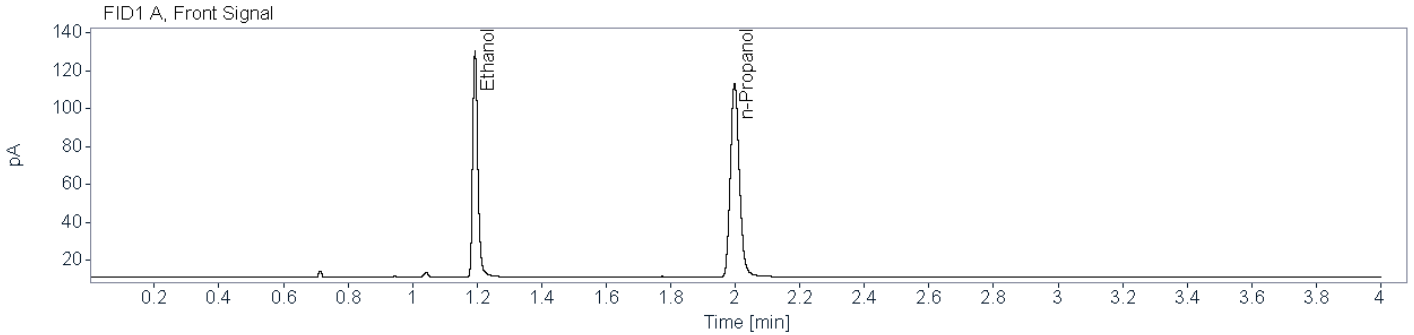
**Name** FID2B

Compound	Peak Symmetry	RT [min]	Expected RT[min]	Area	Concentration [g/100 mL]
Ethanol	0.79895	1.447	1.445	131.0047	0.1277
n-Propanol	0.86646	2.612	2.610	178.7116	0.0100



**Brazoria County Sheriff's Office Crime Lab**  
**Toxicology**  
**Ethanol Analysis**

**Sample Name:** BCCL-24-1588 001\_001 (24-2044)      **Description:** Alq 2      **Sample Barcode:** 24-2044      **Vial Number:** 46  
**Instrument:** BAC 1      **Acq. Method:** BAC.M      **Injection Date:** 9/25/2024 2:34:01 PM  
**Data File:** C:\Chem32\1\Data\2024\BAC\_20240925\_KB 2024-09-25 10-29-19\046F4601.D



**Name** FID1A

Compound	Peak Symmetry	RT [min]	Expected RT[min]	Area	Concentration [g/100 mL]
Ethanol	0.76013	1.194	1.192	133.0873	0.1201
n-Propanol	0.82850	1.998	1.997	197.6776	0.0100

**Name** FID2B

Compound	Peak Symmetry	RT [min]	Expected RT[min]	Area	Concentration [g/100 mL]
Ethanol	0.78393	1.447	1.445	123.6817	0.1207
n-Propanol	0.85723	2.611	2.610	178.6714	0.0100



# Brazoria County Crime Laboratory

Toxicology

## Ethanol Confirmation Worksheet

**Lab Number:** BCCL-24-1594 001\_001

**Batch Name:** BAC\_20240925\_KB

**Instrument:** BAC-1

**Analyst:** Kayla M. Baylor

**Specimen type:**  Blood  Liquid  Other: \_\_\_\_\_

### Results:

	FID1		FID2
Ethanol			
Aliquot 1:	<u>0.0571</u>	Aliquot 1:	<u>0.0573</u>
Aliquot 2:	<u>0.0557</u>	Aliquot 2:	<u>0.0563</u>

**Reported Result:** 0.056 g/100 mL

**Reported UM:** 0.008 g/100 mL

### Comments:

**Total Number of Printed Examination Pages:** 0

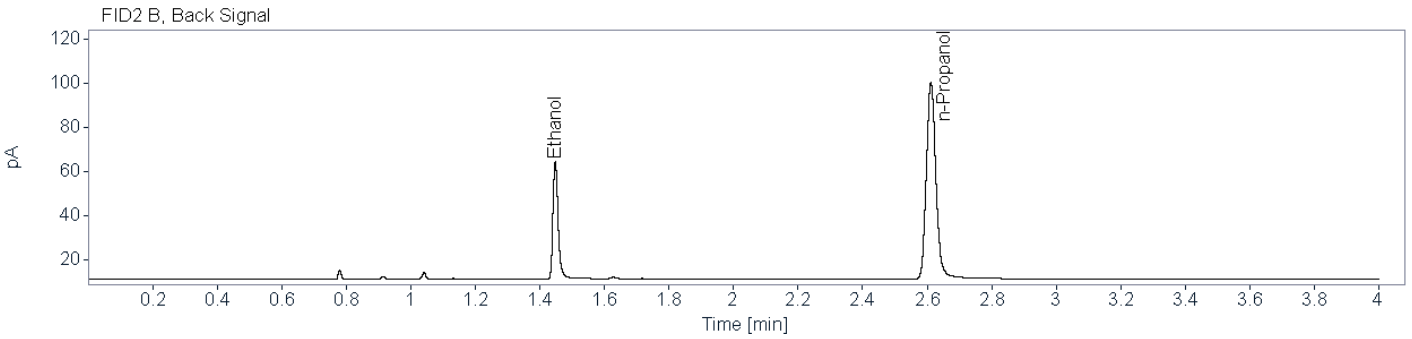
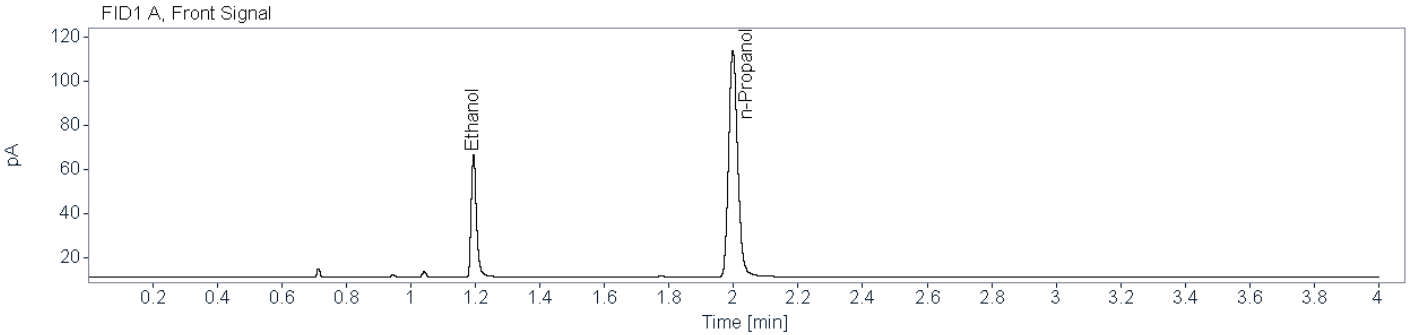


# Brazoria County Sheriff's Office Crime Lab

## Toxicology

### Ethanol Analysis

**Sample Name:** BCCL-24-1594 001\_001 (24-2032)    
**Description:** Alq 1    
**Sample Barcode:** 24-2032    
**Vial Number:** 34  
**Instrument:** BAC 1    
**Acq. Method:** BAC.M    
**Injection Date:** 9/25/2024 1:31:37 PM  
**Data File:** C:\Chem32\1\Data\2024\BAC\_20240925\_KB 2024-09-25 10-29-19\034F3401.D



**Name** FID1A

Compound	Peak Symmetry	RT [min]	Expected RT[min]	Area	Concentration [g/100 mL]
Ethanol	0.74181	1.195	1.192	62.6745	0.0571
n-Propanol	0.82751	1.998	1.997	198.2992	0.0100

**Name** FID2B

Compound	Peak Symmetry	RT [min]	Expected RT[min]	Area	Concentration [g/100 mL]
Ethanol	0.76201	1.448	1.445	58.2421	0.0573
n-Propanol	0.85689	2.612	2.610	179.5930	0.0100

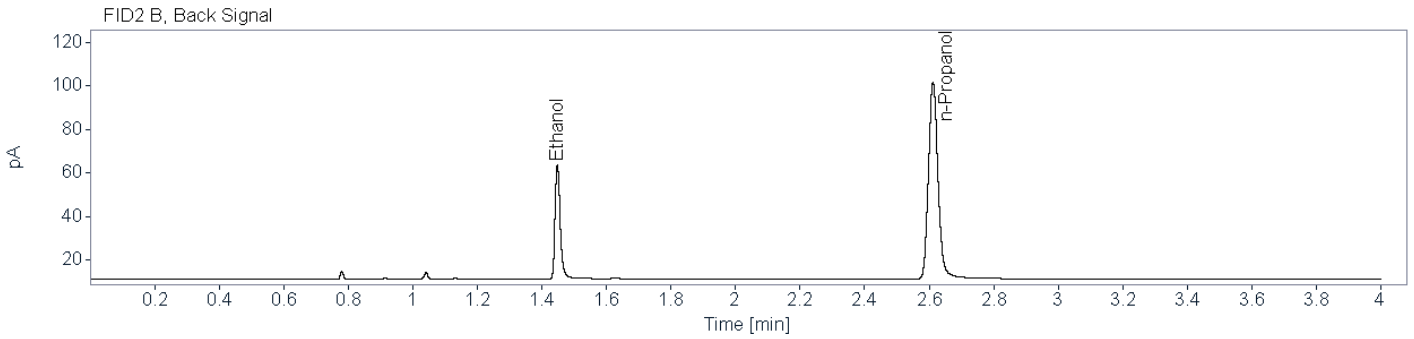
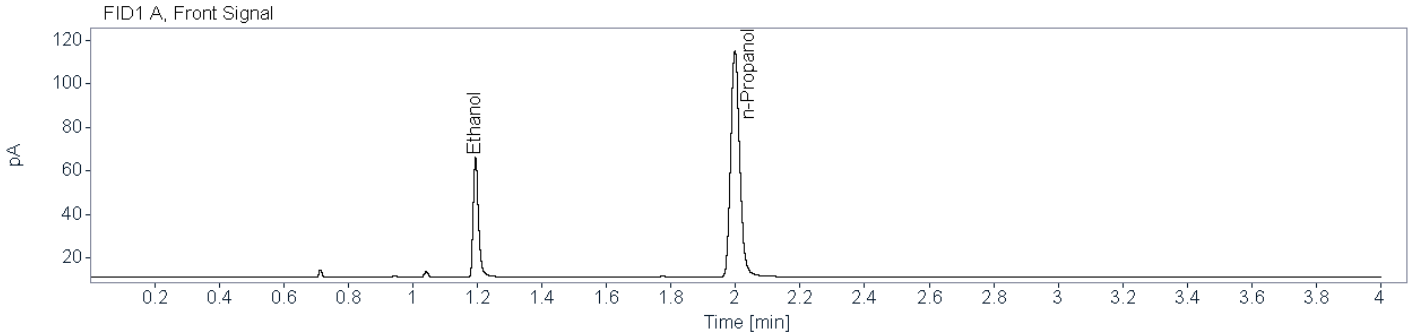


# Brazoria County Sheriff's Office Crime Lab

## Toxicology

### Ethanol Analysis

**Sample Name:** BCCL-24-1594 001\_001 (24-2042)    
**Description:** Alq 2    
**Sample Barcode:** 24-2042    
**Vial Number:** 44  
**Instrument:** BAC 1    
**Acq. Method:** BAC.M    
**Injection Date:** 9/25/2024 2:23:37 PM  
**Data File:** C:\Chem32\1\Data\2024\BAC\_20240925\_KB 2024-09-25 10-29-19\044F4401.D



**Name** FID1A

Compound	Peak Symmetry	RT [min]	Expected RT[min]	Area	Concentration [g/100 mL]
Ethanol	0.74163	1.195	1.192	62.0000	0.0557
n-Propanol	0.82815	1.998	1.997	201.2224	0.0100

**Name** FID2B

Compound	Peak Symmetry	RT [min]	Expected RT[min]	Area	Concentration [g/100 mL]
Ethanol	0.75865	1.448	1.445	57.9229	0.0563
n-Propanol	0.85117	2.612	2.610	181.8824	0.0100



# Brazoria County Crime Laboratory

Toxicology

## Ethanol Confirmation Worksheet

**Lab Number:**

BCCL-24-1602 001\_001

**Batch Name:** BAC\_20240925\_KB

**Instrument:** BAC-1

**Analyst:** Kayla M. Baylor

**Specimen type:**



Blood



Liquid



Other: \_\_\_\_\_

**Results:**

	FID1		FID2
Ethanol			
Aliquot 1:	<u>0.2817</u>	Aliquot 1:	<u>0.2827</u>
Aliquot 2:	<u>0.2977</u>	Aliquot 2:	<u>0.2988</u>

**Reported Result:** 0.290 g/100 mL

**Reported UM:** 0.042 g/100 mL

**Comments:**

**Total Number of Printed Examination Pages:** 0



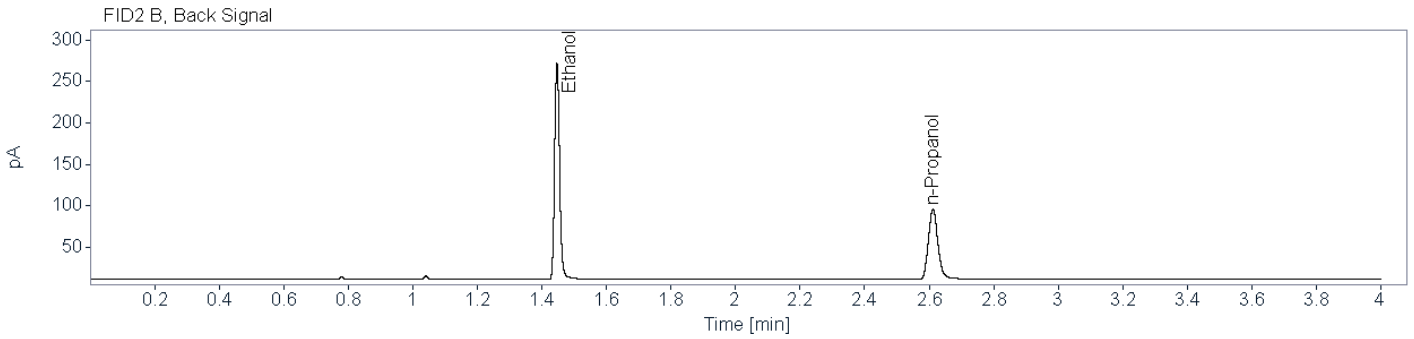
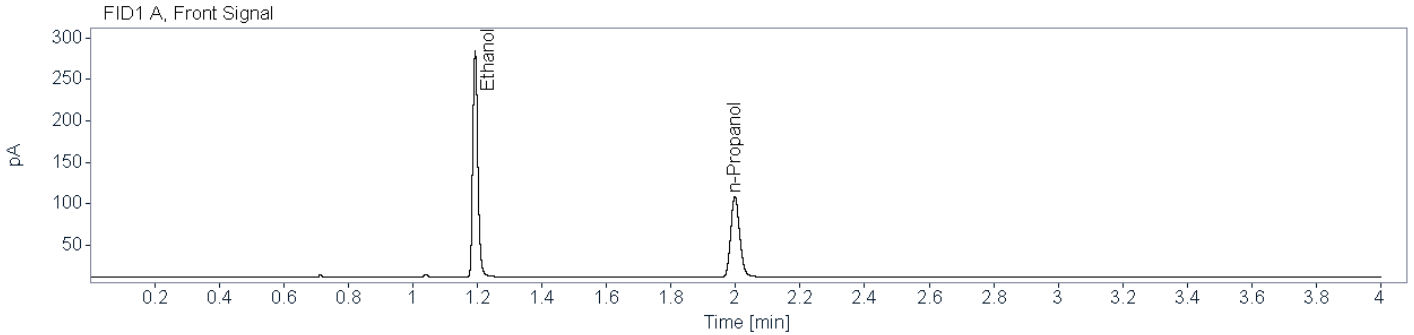


# Brazoria County Sheriff's Office Crime Lab

## Toxicology

### Ethanol Analysis

**Sample Name:** BCCL-24-1602 001\_001 (24-2033)    
**Description:** Alq 1    
**Sample Barcode:** 24-2033    
**Vial Number:** 35  
**Instrument:** BAC 1    
**Acq. Method:** BAC.M    
**Injection Date:** 9/25/2024 1:37:08 PM  
**Data File:** C:\Chem32\1\Data\2024\BAC\_20240925\_KB 2024-09-25 10-29-19\035F3501.D



**Name** FID1A

Compound	Peak Symmetry	RT [min]	Expected RT[min]	Area	Concentration [g/100 mL]
Ethanol	0.80988	1.193	1.192	300.6745	0.2817
n-Propanol	0.82019	1.998	1.997	189.0423	0.0100

**Name** FID2B

Compound	Peak Symmetry	RT [min]	Expected RT[min]	Area	Concentration [g/100 mL]
Ethanol	0.84887	1.447	1.445	279.4618	0.2827
n-Propanol	0.85614	2.612	2.610	171.1491	0.0100

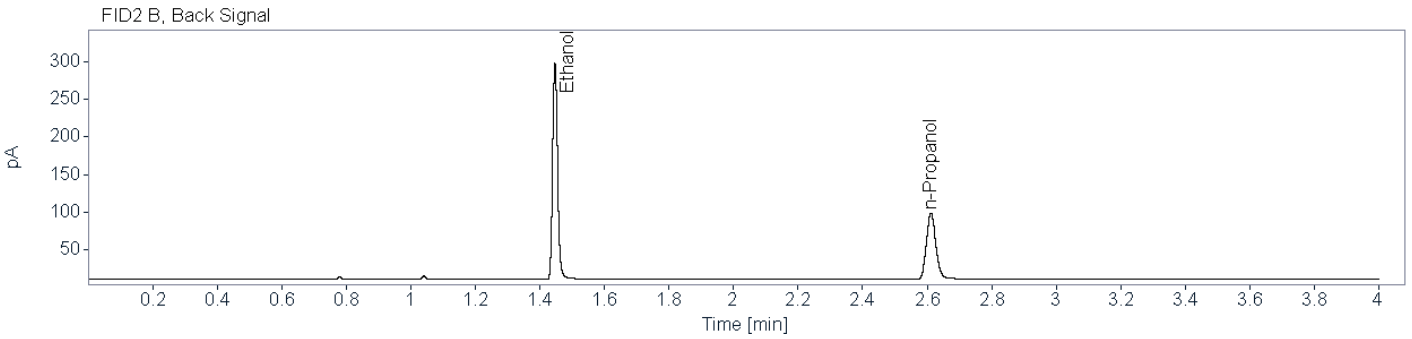
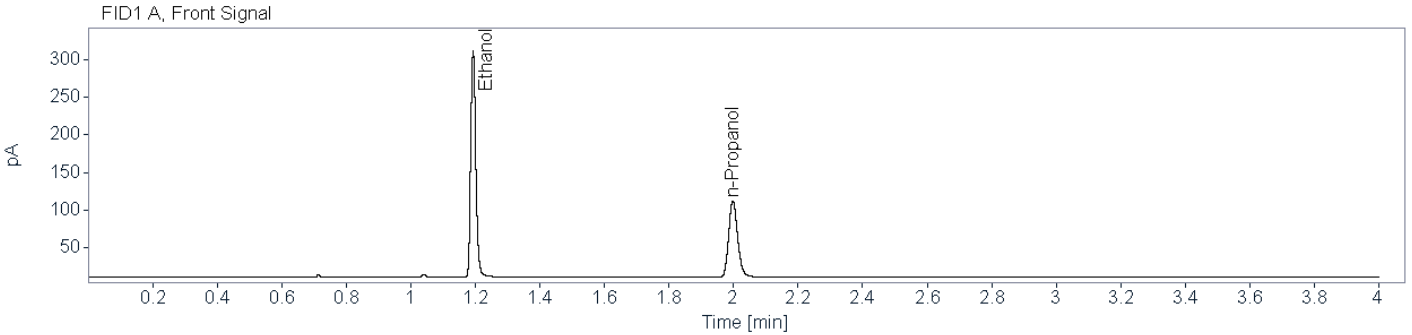


# Brazoria County Sheriff's Office Crime Lab

## Toxicology

### Ethanol Analysis

**Sample Name:** BCCL-24-1602 001\_001 (24-2041)    
**Description:** Alq 2    
**Sample Barcode:** 24-2041    
**Vial Number:** 43  
**Instrument:** BAC 1    
**Acq. Method:** BAC.M    
**Injection Date:** 9/25/2024 2:18:44 PM  
**Data File:** C:\Chem32\1\Data\2024\BAC\_20240925\_KB 2024-09-25 10-29-19\043F4301.D



**Name** FID1A

Compound	Peak Symmetry	RT [min]	Expected RT[min]	Area	Concentration [g/100 mL]
Ethanol	0.81011	1.193	1.192	330.0039	0.2977
n-Propanol	0.82175	1.998	1.997	196.2395	0.0100

**Name** FID2B

Compound	Peak Symmetry	RT [min]	Expected RT[min]	Area	Concentration [g/100 mL]
Ethanol	0.85651	1.447	1.445	306.5974	0.2988
n-Propanol	0.85245	2.611	2.610	177.6034	0.0100



# Brazoria County Crime Laboratory

Toxicology

## Ethanol Confirmation Worksheet

**Lab Number:**

BCCL-24-1602 001\_002

**Batch Name:** BAC\_20240925\_KB

**Instrument:** BAC-1

**Analyst:** Kayla M. Baylor

**Specimen type:**



Blood



Liquid



Other: \_\_\_\_\_

**Results:**

Ethanol

FID1

FID2

Aliquot 1:

0.1177

Aliquot 1:

0.1182

Aliquot 2:

0.1210

Aliquot 2:

0.1216

**Reported Result:** 0.119 g/100 mL

**Reported UM:** 0.017 g/100 mL

**Comments:**

**Total Number of Printed Examination Pages:** 0

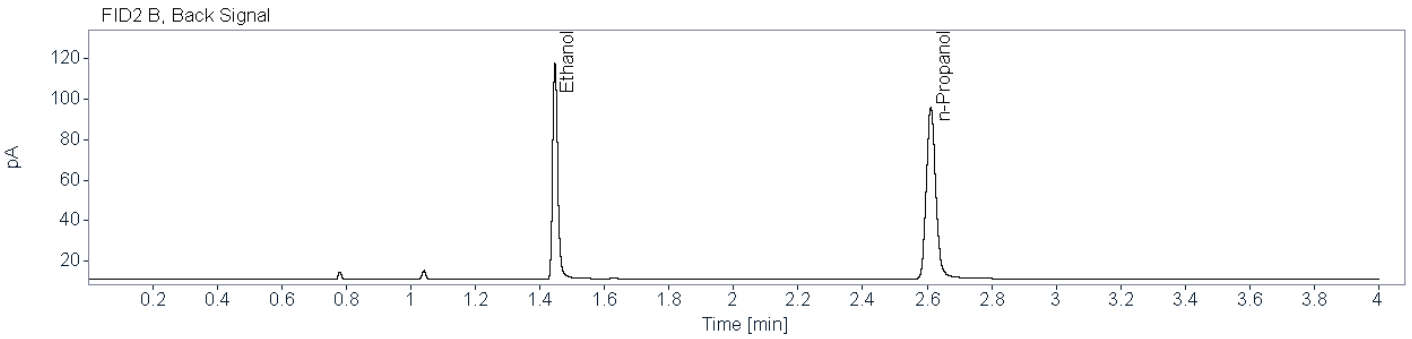
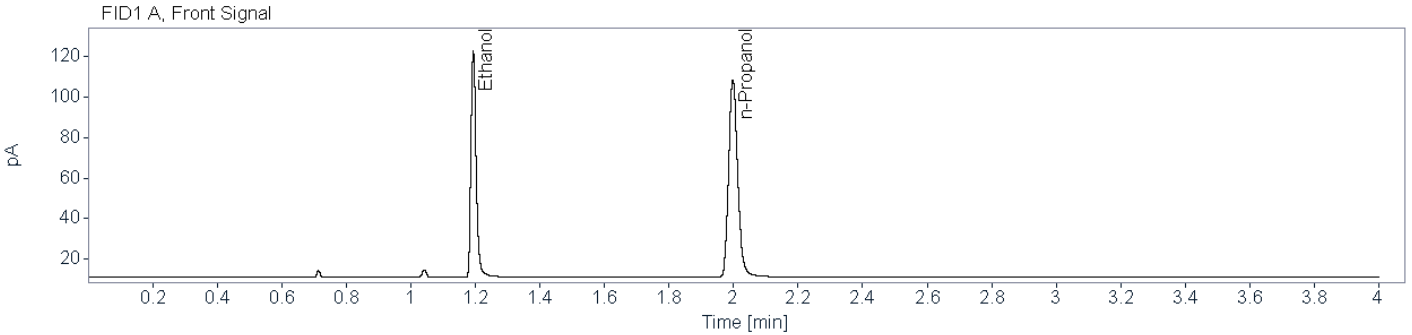


# Brazoria County Sheriff's Office Crime Lab

## Toxicology

### Ethanol Analysis

**Sample Name:** BCCL-24-1602 001\_002 (24-2034)    
**Description:** Alq 1    
**Sample Barcode:** 24-2034    
**Vial Number:** 36  
**Instrument:** BAC 1    
**Acq. Method:** BAC.M    
**Injection Date:** 9/25/2024 1:42:01 PM  
**Data File:** C:\Chem32\1\Data\2024\BAC\_20240925\_KB 2024-09-25 10-29-19\036F3601.D



**Name** FID1A

Compound	Peak Symmetry	RT [min]	Expected RT[min]	Area	Concentration [g/100 mL]
Ethanol	0.77540	1.194	1.192	124.3748	0.1177
n-Propanol	0.82523	1.998	1.997	188.5059	0.0100

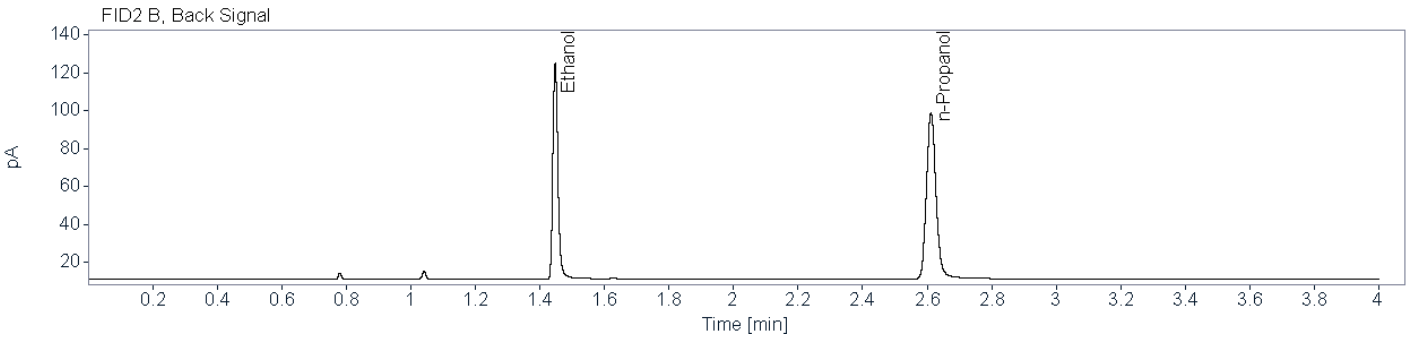
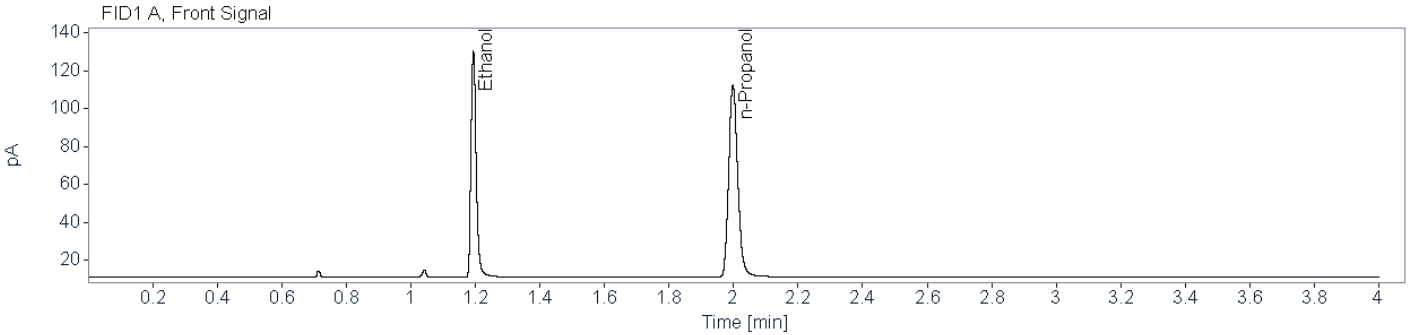
**Name** FID2B

Compound	Peak Symmetry	RT [min]	Expected RT[min]	Area	Concentration [g/100 mL]
Ethanol	0.79675	1.447	1.445	115.3892	0.1182
n-Propanol	0.86040	2.611	2.610	170.2232	0.0100



**Brazoria County Sheriff's Office Crime Lab**  
**Toxicology**  
**Ethanol Analysis**

**Sample Name:** BCCL-24-1602 001\_002 (24-2040)      **Description:** Alq 2      **Sample Barcode:** 24-2040      **Vial Number:** 42  
**Instrument:** BAC 1      **Acq. Method:** BAC.M      **Injection Date:** 9/25/2024 2:13:13 PM  
**Data File:** C:\Chem32\1\Data\2024\BAC\_20240925\_KB 2024-09-25 10-29-19\042F4201.D



**Name** FID1A

Compound	Peak Symmetry	RT [min]	Expected RT[min]	Area	Concentration [g/100 mL]
Ethanol	0.76159	1.194	1.192	133.0135	0.1210
n-Propanol	0.82378	1.998	1.997	196.0348	0.0100

**Name** FID2B

Compound	Peak Symmetry	RT [min]	Expected RT[min]	Area	Concentration [g/100 mL]
Ethanol	0.78809	1.448	1.445	123.5557	0.1216
n-Propanol	0.84861	2.612	2.610	177.1178	0.0100



# Brazoria County Crime Laboratory

Toxicology

## Ethanol Confirmation Worksheet

**Lab Number:** BCCL-24-1602 001\_003

**Batch Name:** BAC\_20240925\_KB

**Instrument:** BAC-1

**Analyst:** Kayla M. Baylor

**Specimen type:**  Blood  Liquid  Other: \_\_\_\_\_

**Results:**


	FID1		FID2
Ethanol			
Aliquot 1:	<u>0.0749</u>	Aliquot 1:	<u>0.0754</u>
Aliquot 2:	<u>0.0727</u>	Aliquot 2:	<u>0.0730</u>

**Reported Result:** 0.074 g/100 mL

**Reported UM:** 0.011 g/100 mL

**Comments:**

**Total Number of Printed Examination Pages:** 0

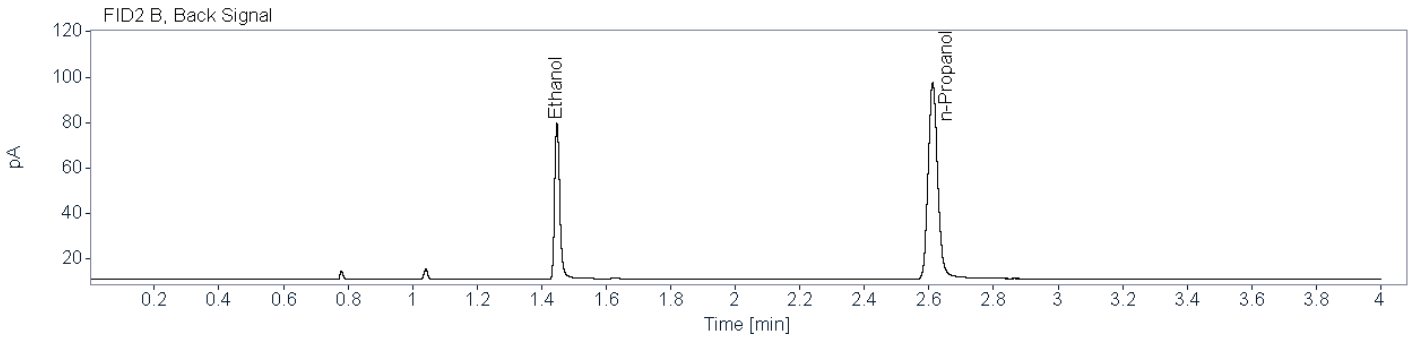
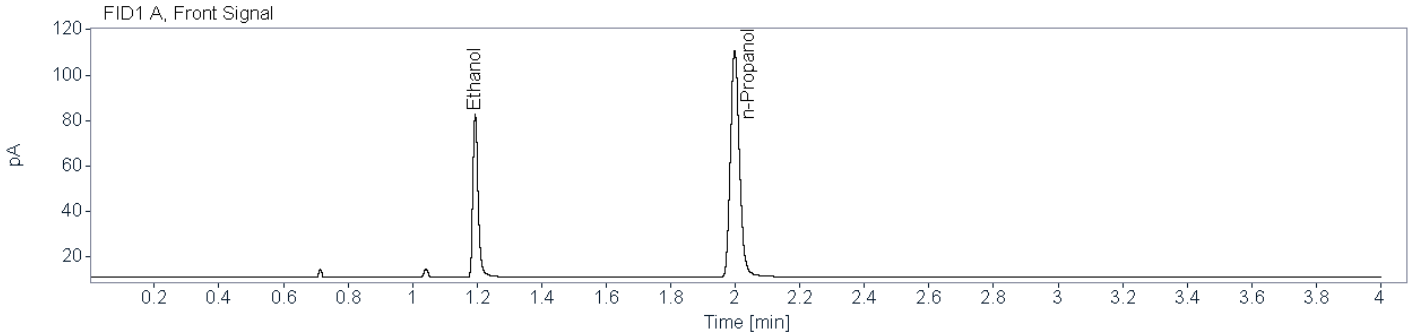


# Brazoria County Sheriff's Office Crime Lab

## Toxicology

### Ethanol Analysis

**Sample Name:** BCCL-24-1602 001\_003 (24-2035)    
**Description:** Alq 1    
**Sample Barcode:** 24-2035    
**Vial Number:** 37  
**Instrument:** BAC 1    
**Acq. Method:** BAC.M    
**Injection Date:** 9/25/2024 1:47:31 PM  
**Data File:** C:\Chem32\1\Data\2024\BAC\_20240925\_KB 2024-09-25 10-29-19\037F3701.D




**Name** FID1A

Compound	Peak Symmetry	RT [min]	Expected RT[min]	Area	Concentration [g/100 mL]
Ethanol	0.75987	1.194	1.192	80.5444	0.0749
n-Propanol	0.83137	1.998	1.997	193.3144	0.0100

**Name** FID2B

Compound	Peak Symmetry	RT [min]	Expected RT[min]	Area	Concentration [g/100 mL]
Ethanol	0.78073	1.448	1.445	74.9609	0.0754
n-Propanol	0.86213	2.612	2.610	174.7320	0.0100

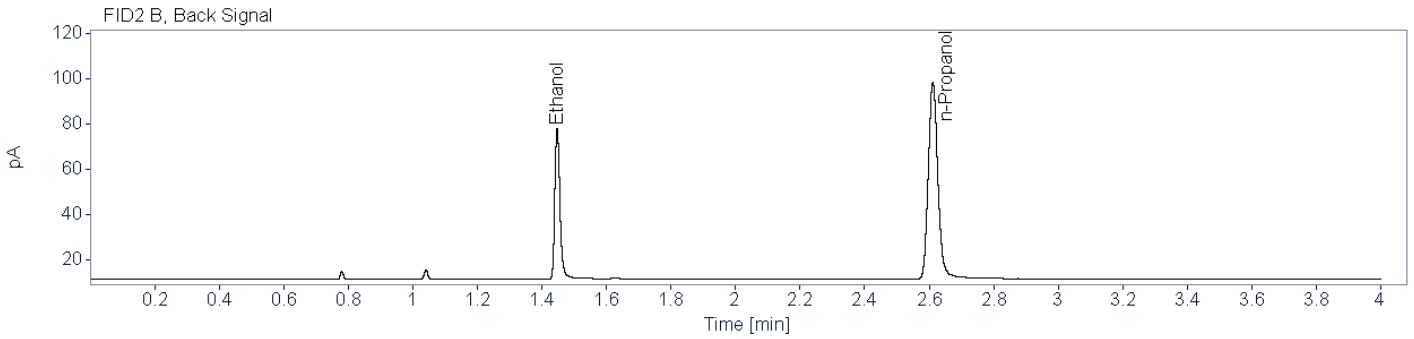
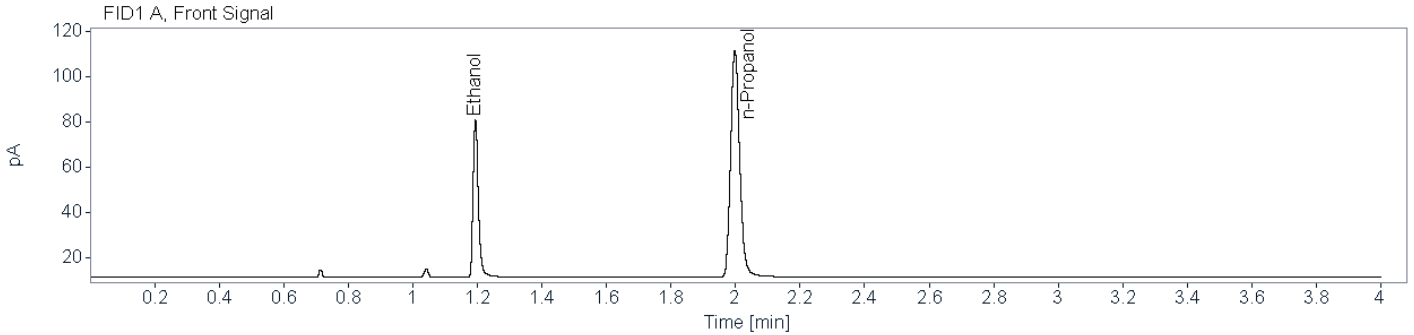


# Brazoria County Sheriff's Office Crime Lab

## Toxicology

### Ethanol Analysis

**Sample Name:** BCCL-24-1602 001\_003 (24-2039)     
**Description:** Alq 2     
**Sample Barcode:** 24-2039     
**Vial Number:** 41  
**Instrument:** BAC 1     
**Acq. Method:** BAC.M     
**Injection Date:** 9/25/2024 2:08:19 PM  
**Data File:** C:\Chem32\1\Data\2024\BAC\_20240925\_KB 2024-09-25 10-29-19\041F4101.D



**Name** FID1A

Compound	Peak Symmetry	RT [min]	Expected RT[min]	Area	Concentration [g/100 mL]
Ethanol	0.74340	1.194	1.192	78.6123	0.0727
n-Propanol	0.82266	1.998	1.997	194.5200	0.0100

**Name** FID2B

Compound	Peak Symmetry	RT [min]	Expected RT[min]	Area	Concentration [g/100 mL]
Ethanol	0.76387	1.447	1.445	73.0435	0.0730
n-Propanol	0.86408	2.611	2.610	176.0035	0.0100





# Brazoria County Crime Laboratory

Toxicology

## Ethanol Confirmation Worksheet

**Lab Number:**

BCCL-24-1602 001\_004

**Batch Name:** BAC\_20240925\_KB

**Instrument:** BAC-1

**Analyst:** Kayla M. Baylor

**Specimen type:**



Blood



Liquid



Other: \_\_\_\_\_

**Results:**

Ethanol

FID1

FID2

Aliquot 1:

0.0000

Aliquot 1:

0.0000

Aliquot 2:

0.0000

Aliquot 2:

0.0000

**Reported Result:** none detected

**Reported UM:** \_\_\_\_\_

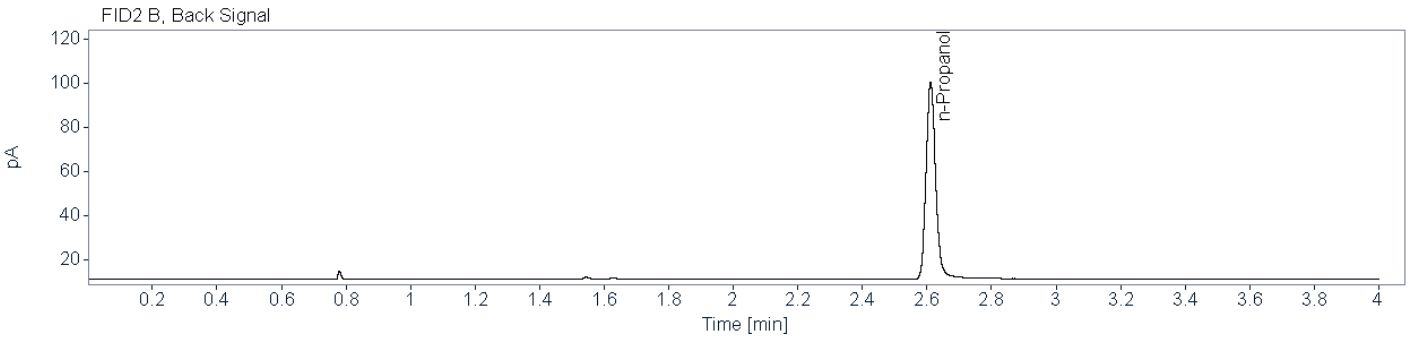
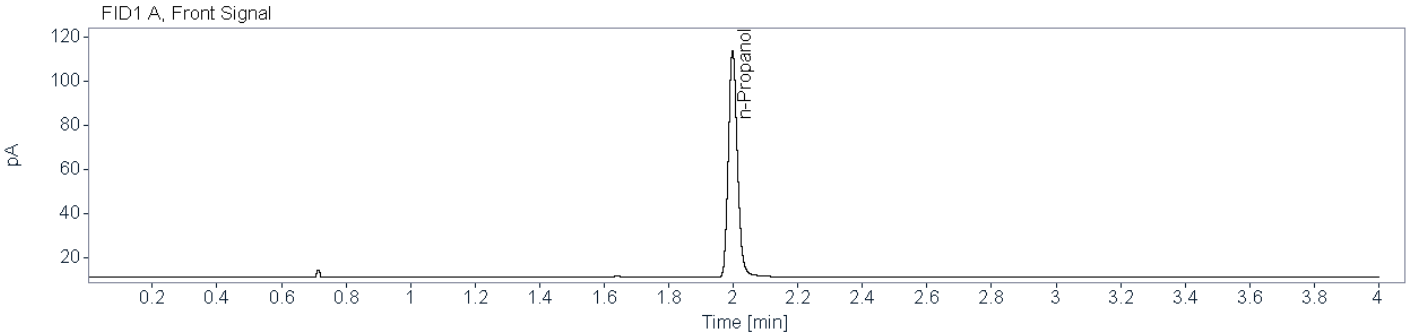
**Comments:**

**Total Number of Printed Examination Pages:** 0



**Brazoria County Sheriff's Office Crime Lab**  
**Toxicology**  
**Ethanol Analysis**

**Sample Name:** BCCL-24-1602 001\_004 (24-2036)    **Description:** Alq 1    **Sample Barcode:** 24-2036    **Vial Number:** 38  
**Instrument:** BAC 1    **Acq. Method:** BAC.M    **Injection Date:** 9/25/2024 1:52:24 PM  
**Data File:** C:\Chem32\1\Data\2024\BAC\_20240925\_KB 2024-09-25 10-29-19\038F3801.D



**Name** FID1A

Compound	Peak Symmetry	RT [min]	Expected RT[min]	Area	Concentration [g/100 mL]
n-Propanol	0.82885	1.998	1.997	198.9366	0.0100

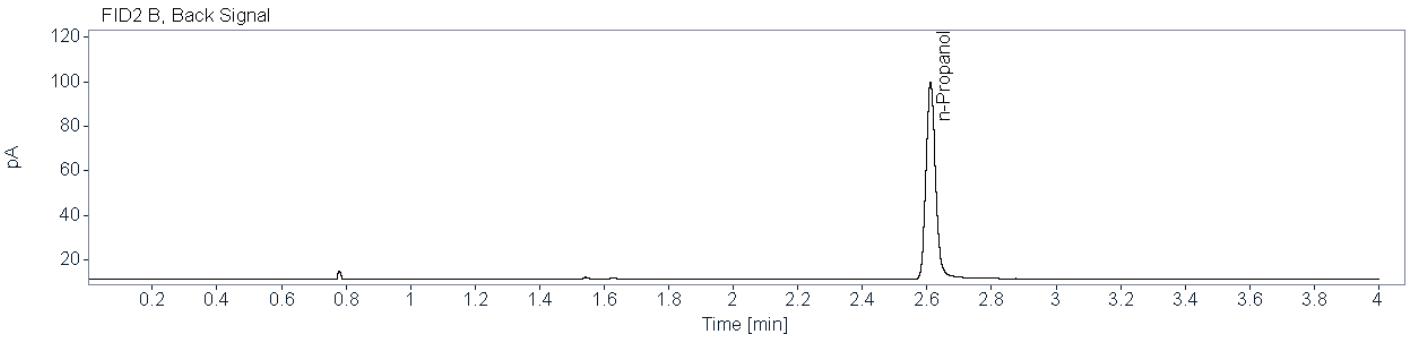
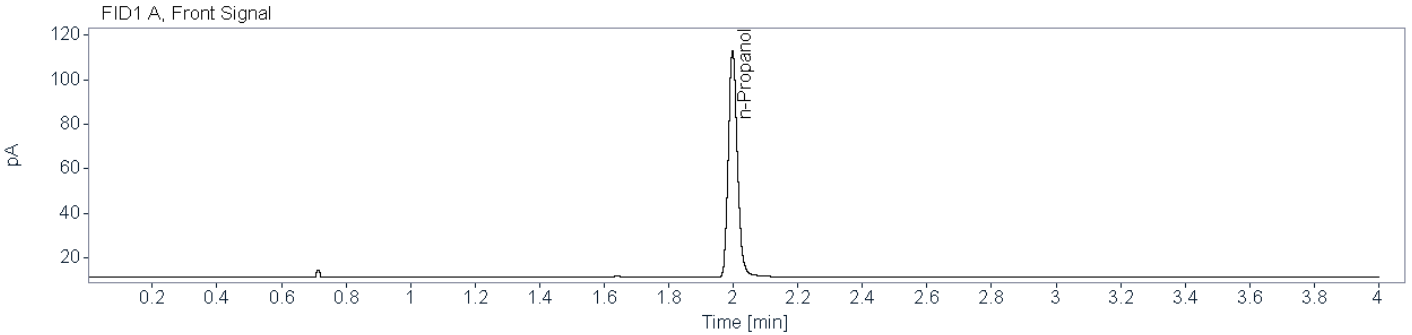
**Name** FID2B

Compound	Peak Symmetry	RT [min]	Expected RT[min]	Area	Concentration [g/100 mL]
n-Propanol	0.86097	2.611	2.610	179.8550	0.0100



**Brazoria County Sheriff's Office Crime Lab**  
**Toxicology**  
**Ethanol Analysis**

**Sample Name:** BCCL-24-1602 001\_004 (24-2038)    **Description:** Alq 2    **Sample Barcode:** 24-2038    **Vial Number:** 40  
**Instrument:** BAC 1    **Acq. Method:** BAC.M    **Injection Date:** 9/25/2024 2:02:49 PM  
**Data File:** C:\Chem32\1\Data\2024\BAC\_20240925\_KB 2024-09-25 10-29-19\040F4001.D



**Name** FID1A

Compound	Peak Symmetry	RT [min]	Expected RT[min]	Area	Concentration [g/100 mL]
n-Propanol	0.82559	1.998	1.997	197.8295	0.0100

**Name** FID2B

Compound	Peak Symmetry	RT [min]	Expected RT[min]	Area	Concentration [g/100 mL]
n-Propanol	0.86101	2.611	2.610	178.7973	0.0100