

October 11, 2016

**THE COMMISSIONERS' COURT OF BRAZORIA COUNTY
REGULAR SESSION**

ORDER NO. 7.Q.1

RE: Treasurer's Monthly Report and Investment Report for August 2016

Approve the Treasurer's Monthly report and Investment Report for August 2016 and enter this order in the minutes. This order and affidavit must be filed with the County Clerk.



CATHY CAMPBELL, CCT, CIO
BRAZORIA COUNTY TREASURER

111 E. Locust, Room 305 Angleton, Texas 77515-4654
979-864-1353 FAX 979-864-1680

Attached is the Monthly Treasurer's Report submitted by Cathy Campbell, Brazoria County Treasurer for the month of AUGUST 2016. This report is submitted in compliance with the Local Government Code Sec. 114.026 and contains:

Commissioners' Court Affidavit: 114.026 (d)
Monies received and disbursed: 114.026 (a) (1)
Debts due to* and owed by the county: 114.026 (a) (2)
All other proceedings in the Treasurer's office: 114.026 (a) (3)
Brazoria County general ledger fund activity: 114.026 (c)

Brazoria County Investment Portfolio for AUGUST 2016: 2256.023

Note: debts due to the County are reported to the Court separately by collecting offices

"I CERTIFY THAT TO THE BEST OF MY KNOWLEDGE THE ATTACHED ARE TRUE AND CORRECT."

A handwritten signature in blue ink that reads "Cathy Campbell".

Cathy Campbell, CCT, CIO
Brazoria County Treasurer


MINUTES OF COUNTY FINANCES
TREASURER'S MONTHLY REPORT
AFFIDAVIT
COMMISSIONERS' COURT OCTOBER 11, 2016

BEFORE ME, the undersigned authority, a Notary Public in and for Brazoria County, Texas, on this day personally appeared the Members of Brazoria County Commissioners' Court and who after being duly sworn upon their oaths do hereby state as follows:


The requirements of Subsection (c) of the Texas Local Government Code §114.026 have been met and that we have reviewed and examined the Monthly Report of: **CATHY CAMPBELL**, Treasurer of Brazoria County, Texas for **AUGUST 2016**.

Further, having taken reasonable steps to ensure its accuracy as presented, approve the report and enter this order into the minutes which state total cash and other assets in the custody of the County Treasurer at the time of the examination to be **\$153,130,264.95**.

The Treasurer's report and this affidavit will be published on the Brazoria County website.



L.M. "Matt" Sebesta, Jr.
County Judge




Donald W. "Dude" Payne
Commissioner Precinct 1



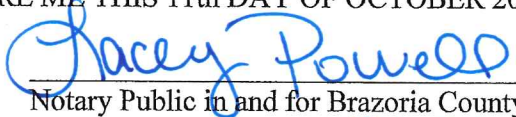
Ryan Cade
Commissioner Precinct 2

Stacy L. Adams
Commissioner Precinct 3




David R. Linder
Commissioner Precinct 4

SUBSCRIBED AND SWORN TO BEFORE ME THIS 11th DAY OF OCTOBER 2016.



Notary Public in and for Brazoria County, Texas
My Commission Expires: Feb. 22, 2020



BRAZORIA COUNTY Bank Account Activity and Interest Report for August 2016

Account	Ending Bank Balance		Deposits and Other		Checks and Other		Ending Bank Balance		MONTHLY Interest Earned
	07/31/2016	08/31/2016	Credits Received	Debits Disbursed	08/31/2016	08/31/2016			
FIRST NATIONAL BANK OF LAKE JACKSON									
Tax Assessor/Collector GOVPAY Acct	647,548.76	647,548.76	937,733.53	(891,418.90)	693,863.39	167.95			
Tax Assessor/Collector Veh Inventory Prop Tax	1,080,761.94	1,080,761.94	196,075.57	(300.71)	1,276,536.80	450.44			
Payroll	1,235,765.34	1,235,765.34	7,624,852.84	(7,748,076.14)	1,112,542.04	576.01			
Operating	25,693,045.74	25,693,045.74	8,871,462.99	(15,129,809.78)	19,434,698.95	7,923.41			
Jury Fund	141,961.00	141,961.00	40.00	(25,380.00)	116,621.00	51.22			
Tax Assessor/Collector Boat Sales Tax *	6,333.89	6,333.89	33,240.58	(33,021.89)	6,552.58	2.87			
County Clerk Trust Fund	1,624,266.84	1,624,266.84	605,452.94	(631,821.16)	1,597,898.62	763.60			
District Clerk Trust Fund	1,736,947.57	1,736,947.57	20,572.38	(153,325.20)	1,604,194.75	686.77			
Tax Assessor/Collector Motor Vehicle Acct	1,232,523.87	1,232,523.87	6,547,800.59	(6,172,083.45)	1,608,241.01	550.61			
Tax Assessor/Collector Boat Collections	21,790.34	21,790.34	66,749.93	(41,403.52)	47,136.75	6.35			
Tax Assessor/Collector Sales Tax Account *	348,961.84	348,961.84	4,325,591.95	(4,152,489.99)	522,063.80	140.10			
Sheriff Barber Shop Education Training Program *	57,651.52	57,651.52	20,646.95	(15,739.01)	62,559.46	27.79			
Comptroller Direct Deposit	872,929.16	872,929.16	1,094,260.11	(1,526,432.27)	440,757.00	335.46			
Sheriff's Dept Narcotic Unit-Operations	2,941.86	2,941.86	6,000.00	(3,632.80)	5,309.06	1.99			
Comm. Super & Corrections Dept. Restitution Acct	121,424.07	121,424.07	39,575.82	(38,155.98)	122,843.91	51.07			
District Atty Check Collection Account	19,726.88	19,726.88	14,532.20	(13,498.58)	20,760.50	7.75			
Tax Assessor/Collector Tax Account	2,491,714.34	2,491,714.34	3,014,669.68	(3,180,796.55)	2,325,587.47	875.03			
Employee Benefit Trust Fund *	999,726.05	999,726.05	1,379,740.61	(1,426,167.73)	953,298.93	348.13			
Investment Acct	4,000,000.00	4,000,000.00	2,012,500.00	(4,012,500.00)	2,000,000.00	1,781.16			
Credit Card Account	759,559.09	759,559.09	499,855.41	(870,182.25)	389,232.25	152.83			
E-Filing / E-Recording	71,417.25	71,417.25	304,719.44	(257,453.64)	118,683.05	32.31			
Build America Bonds Fund* (Acct. Closed June 2015)	-	-	44,335.00	0.00	0.00	0.00			
Parks Credit Card	29,058.80	29,058.80	4,861.25	(4,307.45)	73,393.80	20.66			
Juvenile Restitution Account	2,675.72	2,675.72	4,861.25	(4,307.45)	3,229.52	1.87			
First National Bank of Lake Jackson Totals	43,198,731.87	43,198,731.87	37,665,269.77	(46,327,997.00)	34,536,004.64	14,955.38			
TOTAL Interest Earning Accounts EOM Balance					34,536,004.64	14,955.38			

Accounts at the bank NOT included above: Sheriff, County and District Clerks Cash Bonds, TCDBG-IKE; Inmate Trust; TCEQ and Bail Bond Security

This report is presented in accordance with The Texas Government Code Title 4 Sec. 114.026 (a)(1) and I certify that to the best of my knowledge the above is the true and correct cash balance remaining in the Treasurer's custody.



Cathy Campbell, GCT, CIO
Brazoria County Treasurer



Brazoria County Bond Payments - August 2016

	<u>INTEREST</u>	<u>PRINCIPAL</u>	<u>BAB SUBSIDY</u>	<u>TOTAL</u>
Series 2008 - Unlimited Tax Road Bonds	121,320.01	0.00		121,320.01
Series 2010A - Unlimited Tax Road Bonds	26,040.63	0.00		26,040.63
Series 2010B - Unlimited Tax Road Bonds (BAB)	364,136.85	0.00	(118,781.43)	245,355.42
Series 2012 - General Obligation Refnd Bonds	27,825.00	0.00		27,825.00
Series 2012 - Certificates of Obligation	554,925.00	0.00		554,925.00
Series 2012 - Unlimited Tax Road Bonds	118,650.00	0.00		118,650.00
Series 2013 - Limited Tax Notes	61,503.00	0.00		61,503.00
Series 2016 - Unlimited Tax Refunding Bonds	154,425.00	0.00		154,425.00
Series 2016 - Limited Tax Refunding Bonds	139,700.00	0.00		139,700.00
TOTAL PAYMENTS	1,568,525.49	0.00	(118,781.43)	1,449,744.06

The following pages show the remaining bond payments to be made by Brazoria County.

This report is presented in accordance with The Texas Government Code Title 4 Sec. 114.026 (a)(2)

Cathy Campbell, CCT, CIO
Brazoria County Treasurer

BRAZORIA COUNTY, TEXAS
Series 2008 - Unlimited Tax Road Bonds
Remaining Payment Schedule

FISCAL YEAR	INTEREST 1-Mar	PRINCIPAL 1-Mar	INTEREST 1-Sep	TOTAL PAYMENT
2017	121,320.00	365,000.00	114,248.13	600,568.13
2018	114,248.13	380,000.00	106,648.13	600,896.26
2019	106,648.13	395,000.00	98,748.13	600,396.26
2020	98,748.13	410,000.00	90,343.13	599,091.26
2021	90,343.13	430,000.00	81,313.13	601,656.26
2022	81,313.13	445,000.00	71,866.88	598,170.01
2023	71,866.88	465,000.00	61,859.38	598,716.26
2024	61,859.38	485,000.00	51,250.00	598,109.38
2025	51,250.00	510,000.00	40,093.75	601,343.75
2026	40,093.75	530,000.00	28,500.00	598,593.75
2027	28,500.00	555,000.00	14,625.00	598,125.00
2028	14,625.00	585,000.00		599,625.00
	880,805.66	5,555,000.00	759,485.66	7,195,291.32

Debt History:
Date of Receipt 1-Jul-08
Amount of Issue \$8,000,000
True Int Cost 4.410%

Paying Agent:
U.S. Bank
ABA routing # 091000022
St. Paul, MN 55486-2639

BRAZORIA COUNTY, TEXAS
Series 2010A - Unlimited Tax Road Bonds
Remaining Payment Schedule

FISCAL YEAR	INTEREST 1-Mar	PRINCIPAL 1-Mar	INTEREST 1-Sep	TOTAL PAYMENT
2017	26,041.00	855,000.00	13,750.00	894,791.00
2018	13,750.00	880,000.00	0.00	893,750.00
Total	39,791.00	1,735,000.00	13,750.00	1,788,541.00

Debt History:
 Date of Receipt 1-Mar-10
 Amount of Issue \$6,200,000
 Total Int Cost 3.900%

Paying Agent:
 U.S. Bank
 ABA routing # 091000022
 St. Paul, MN 55486-2639

BRAZORIA COUNTY, TEXAS
Series 2010B - Unlimited Tax Road Bonds
(Build America Bonds)
Remaining Payment Schedule

FISCAL YEAR	INTEREST 1-Mar	PRINCIPAL 1-Mar	INTEREST 1-Sep	BAB's SUBSIDY	TOTAL PAYMENT
2017	364,137.00		364,137.00	(236,288.00)	491,986.00
2018	364,137.00		364,137.00	(236,288.00)	491,986.00
2019	343,234.00	910,000.00	343,234.00	(229,499.45)	1,387,871.55
2020	343,234.00	935,000.00	321,056.00	(215,522.25)	1,383,767.75
2021	321,066.00	965,000.00	297,201.00	(200,587.30)	1,382,669.70
2022	297,201.00	1,000,000.00	271,981.00	(184,665.41)	1,384,516.59
2023	271,981.00	1,030,000.00	245,232.00	(167,804.59)	1,379,408.41
2024	245,232.00	1,070,000.00	216,909.00	(149,937.03)	1,382,203.97
2025	216,909.00	1,105,000.00	187,107.00	(131,078.95)	1,377,937.05
2026	187,107.00	1,145,000.00	152,608.00	(110,217.13)	1,374,497.87
2027	152,608.00	1,195,000.00	116,603.00	(87,342.82)	1,376,868.18
2028	116,603.00	1,240,000.00	79,242.00	(63,539.95)	1,372,305.05
2029	79,242.00	1,290,000.00	40,374.00	(38,808.22)	1,370,807.76
2030	40,374.00	1,340,000.00		(13,098.94)	1,367,275.06
Total	3,363,958.00	13,225,000.00	2,999,821.00	(2,064,678.03)	17,524,100.97

Debt History:
 Date of receipt 1-Mar-10
 Amount of Issue \$13,225,000.00
 True Int Cost 3.580%

Paying Agent:
 U.S. Bank
 ABA routing # 091000022
 St Paul, MN 55486-2639

BRAZORIA COUNTY, TEXAS
Series 2012 - General Obligation Refunding Bonds
Remaining Payment Schedule

FISCAL YEAR	INTEREST 1-Mar	PRINCIPAL 1-Mar	INTEREST 1-Sep	TOTAL PAYMENT
2017	27,825.00	910,000.00	14,175.00	952,000.00
2018	14,175.00	945,000.00		959,175.00
	42,000.00	1,855,000.00	14,175.00	1,911,175.00

Debt History:
 Date of Receipt 26-Jul-12
 Amount of Issue \$4,435,000.00
 True Int cost 1.360%

Paying Agent:
 U.S. Bank
 ABA routing # 091000022
 St. Paul, MN 55486-2639

BRAZORIA COUNTY, TEXAS
Series 2012 - Certificates of Obligation
Remaining Payment Schedule

FISCAL YEAR	INTEREST 1-Mar	PRINCIPAL 1-Mar	INTEREST 1-Sep	TOTAL PAYMENT
2017	554,925.00		554,925.00	1,109,850.00
2018	554,925.00	1,185,000.00	531,225.00	2,271,150.00
2019	531,225.00	1,230,000.00	509,700.00	2,270,925.00
2020	509,700.00	1,285,000.00	477,575.00	2,272,275.00
2021	477,575.00	1,350,000.00	443,825.00	2,271,400.00
2022	443,825.00	1,420,000.00	408,325.00	2,272,150.00
2023	408,325.00	1,495,000.00	370,950.00	2,274,275.00
2024	370,950.00	1,570,000.00	331,700.00	2,272,650.00
2025	331,700.00	1,650,000.00	290,450.00	2,272,150.00
2026	290,450.00	1,735,000.00	247,075.00	2,273,525.00
2027	247,075.00	1,825,000.00	201,450.00	2,273,525.00
2028	201,450.00	1,920,000.00	153,450.00	2,274,900.00
2029	153,450.00	2,000,000.00	118,450.00	2,271,900.00
2030	118,450.00	2,075,000.00	82,137.50	2,275,587.50
2031	82,137.50	2,145,000.00	44,600.00	2,271,737.50
2032	44,600.00	2,230,000.00		2,274,600.00
	5,320,762.50	25,115,000.00	4,765,837.50	35,201,600.00

Debt History:
 Date of Receipt 26-Jul-12
 Amount of Issue \$25,115,000.00
 True Int Cost 3.380%

Paying Agent:
 U.S. Bank
 ABA routing # 091000022
 St. Paul, MN 55486-2639

BRAZORIA COUNTY, TEXAS
Series 2012 - Unlimited Tax Road Bonds
Remaining Payment Schedule

FISCAL YEAR	INTEREST 1-Mar	PRINCIPAL 1-Mar	INTEREST 1-Sep	TOTAL PAYMENT
2017	118,650.00	370,000.00	113,100.00	601,750.00
2018	113,100.00	380,000.00	107,400.00	600,500.00
2019	107,400.00	395,000.00	101,475.00	603,875.00
2020	101,475.00	405,000.00	95,400.00	601,875.00
2021	95,400.00	420,000.00	89,100.00	604,500.00
2022	89,100.00	430,000.00	82,650.00	601,750.00
2023	82,650.00	445,000.00	75,975.00	603,625.00
2024	75,975.00	455,000.00	69,150.00	600,125.00
2025	69,150.00	470,000.00	62,100.00	601,250.00
2026	62,100.00	485,000.00	54,825.00	601,925.00
2027	54,825.00	500,000.00	47,012.50	601,837.50
2028	47,012.50	515,000.00	38,643.75	600,656.25
2029	38,643.75	535,000.00	29,950.00	603,593.75
2030	29,950.00	550,000.00	20,668.75	600,618.75
2031	20,668.75	570,000.00	10,693.75	601,362.50
2032	10,693.75	590,000.00		600,693.75
	1,116,793.75	7,515,000.00	988,143.75	9,629,937.50

Debt History:
Date of Receipt 26-Jul-12
Amount of Issue \$8,575,000.00
True Int cost 3.120%

Paying Agent:
U.S. Bank
ABA routing # 091000022
St. Paul, MN 55486-2639

BRAZORIA COUNTY, TEXAS
Series 2013 - Limited Tax Notes
Remaining Payment Schedule

FISCAL YEAR	INTEREST 1-Feb	PRINCIPAL 1-Feb	INTEREST 1-Aug	TOTAL PAYMENT
2017	61,503.00	250,000.00	59,553.00	371,056.00
2018	59,553.00	1,830,000.00	46,279.00	1,934,832.00
2019	46,279.00	2,855,000.00	23,010.00	2,923,289.00
2020	23,010.00	2,950,000.00		2,973,010.00
	189,345.00	7,885,000.00	127,842.00	8,202,187.00

Debt History:
Date of Receipt 19-Dec-13
Amount of Issue \$9,900,000.00
True Int cost 1.560%

Paying Agent:
Wells Fargo Bank, NA
ABA routing # 121000248
Houston, TX 77062

BRAZORIA COUNTY, TEXAS
Series 2016 - Unlimited Tax Refunding Bonds
Remaining Payment Schedule

FISCAL YEAR	INTEREST 1-Mar	PRINCIPAL 1-Mar	INTEREST 1-Sep	TOTAL PAYMENT
2017	154,425.00	460,000.00	149,825.00	764,250.00
2018	149,825.00	465,000.00	145,175.00	760,000.00
2019	145,175.00	480,000.00	140,375.00	765,550.00
2020	140,375.00	485,000.00	133,100.00	758,475.00
2021	133,100.00	505,000.00	125,525.00	763,625.00
2022	125,525.00	860,000.00	108,325.00	1,093,850.00
2023	108,325.00	900,000.00	90,325.00	1,098,650.00
2024	90,325.00	935,000.00	71,625.00	1,096,950.00
2025	71,625.00	975,000.00	52,125.00	1,098,750.00
2026	52,125.00	1,015,000.00	26,750.00	1,093,875.00
2027	26,750.00	1,070,000.00	0.00	1,096,750.00
	1,197,575.00	8,150,000.00	1,043,150.00	10,390,725.00

Debt History:
Date of Receipt 28-Jan-16
Amount of Issue \$8,425,000.00
True Int cost 2.376%

Paying Agent:
U.S. Bank
ABA routing # 091000022
St. Paul, MN 55486-2639

Refunding Series 2006 Unlimited Tax Road Bonds

BRAZORIA COUNTY, TEXAS
Series 2016 - Limited Tax Refunding Bonds
Remaining Payment Schedule

FISCAL YEAR	INTEREST 1-Mar	PRINCIPAL 1-Mar	INTEREST 1-Sep	TOTAL PAYMENT
2017	139,700.00	570,000.00	134,000.00	843,700.00
2018	134,000.00	580,000.00	129,200.00	842,200.00
2019	145,175.00	590,000.00	140,375.00	875,550.00
2020	140,375.00	605,000.00	133,100.00	878,475.00
2021	133,100.00	625,000.00	125,525.00	883,625.00
2022	125,525.00	905,000.00	108,325.00	1,138,850.00
2023	108,325.00	945,000.00	90,325.00	1,143,650.00
2024	90,325.00	980,000.00	71,625.00	1,141,950.00
2025	71,625.00	1,025,000.00	52,125.00	1,148,750.00
2026	52,125.00	1,070,000.00	26,750.00	1,148,875.00
	1,140,275.00	7,895,000.00	1,010,350.00	10,045,625.00

Debt History:
Date of Receipt 28-Jan-16
Amount of Issue \$8,125,000.00
True Int cost 2.207%

Paying Agent:
U.S. Bank
ABA routing # 091000022
St. Paul, MN 55486-2639

Refunding Series 2006 Certificate of Obligation



Cathy Campbell, CCT,CIO
BRAZORIA COUNTY TREASURER

Brazoria County Treasurer's Office Proceedings for August 2016

Activity	Count	Amount
Cash receipts issued:	171	\$ 229,243.65
Treasurer Deposits:	82	\$ 291,425.33
Healthcare Invoices processed:	14	\$ 1,330,207.71
Retiree premium payments processed:	291	\$ 43,727.00
<65 Retiree Prepaid 401h reimbursements processed:	103	\$ 30,680.00
>65 Retiree Prepaid 401h reimbursements processed:	215	\$ 40,250.00
Wire transfers executed:	60	\$ 17,503,237.00
EFT files processed:	15	\$ 5,293,836.30
Accounts Payable checks printed and distributed:	1337	\$ 3,910,182.36
Jury checks printed and disbursed:	1355	\$ 30,270.00
Payroll advices printed and distributed (est.):	712	
Payroll checks printed and distributed:	101	
BCCSCD checks printed and distributed:	120	
Stop payments issued:	32	
Positive Pay files processed:	42	
Journal Entries posted:	154	

Submitted for compliance with Local Government Code Sec. 114.026 subsection (a)(3)
I certify to the best of my knowledge the above is true and correct.

A handwritten signature in blue ink that reads "Cathy Campbell".

Cathy Campbell, CCT,CIO
Brazoria County Treasurer



Brazoria County General Ledger Fund Balance Activity August 1, 2016 - August 31, 2016

General Ledger Fund balances are of the last day of the month and may not include all journal entries and adjustments for that month.
Bank accounts have been reconciled or, are in the process of being reconciled to general ledger since this report was generated.
Submitted for compliance with Local Government Code Sec. 114.026 subsection (c)

Fund	Cash				Investments			
	Opening GL Balance	GL Debit	GL Credit	GL Ending Balance	Opening GL Balance	GL Debit	GL Credit	GL Ending Balance
10000 - General Fund	-\$10,652,809.48	\$30,572,405.87	-\$34,804,843.01	-\$14,885,246.62	\$103,768,491.30	\$3,055,249.91	-\$2,000,000.00	\$104,823,741.21
10100 - General Fund - Construction	-\$290,095.67	\$623,491.21	-\$608,670.53	-\$275,274.99				
10200 - Juv Prob Fees	\$186,551.90	\$8,042.16	-\$7,205.87	\$187,388.19				
10300 - Unclaimed Juvenile Restitution	\$3,482.88	\$0.00	\$0.00	\$3,482.88				
10400 - Env Health-Retail Food Permits	-\$54,845.40	\$24,719.06	-\$28,094.37	-\$58,220.71				
10500 - District Clerk Contingency	\$342,254.76	\$3,445.41	-\$1,751.41	\$343,948.76	\$253,514.39	\$80.44	\$0.00	\$253,594.83
10600 - Fire Training Field	\$54,596.52	\$23.62	\$0.00	\$54,620.14				
10700 - Parks Special Events	\$9,715.19	\$4.20	\$0.00	\$9,719.39				
10850 - CPS-Donations	\$23,584.18	\$776.49	-\$100.00	\$24,260.67				
10900 - CPS-Bikes & Bears	\$112.01	\$0.05	\$0.00	\$112.06				
20000 - Road and Bridge Non-Construct	\$58,744,865.42	\$1,688,110.21	-\$2,437,944.77	\$57,995,030.86	\$2,241,284.78	\$1,042.81	\$0.00	\$2,242,327.59
20500 - Road and Bridge Construction	-\$28,612,826.36	\$62,085.53	-\$924,290.88	-\$29,475,031.71				
30000 - USDA-WIC								
30100 - TDSHS Women Infants & Children	-\$322,452.58	\$277,292.11	-\$269,379.27	-\$314,539.74				
30200 - USDA-WIC Peer Counseling	-\$220.00	\$270.00	-\$50.00	\$0.00				
30300 - USDA-WIC Registered Diet								
30400 - USDA-WIC Lactation Reimb.								
30500 - HHS-PPCPS-CRI	-\$10,544.51	\$11,964.86	-\$11,394.29	-\$9,973.94				
30600 - HHS-BRHLQ-Comm, Rural Hlth	-\$10,358.86	\$12,941.97	-\$9,726.11	-\$7,143.00				
30700 - HHS-PPCPS-HAZARDS	-\$31,111.23	\$30,533.62	-\$26,382.27	-\$26,959.88				
30701 - HHS-CPS/EBOLA-PHEP	-\$1,650.60	\$3,301.20	-\$1,650.60	\$0.00				
30702 - HHS-CPS/UNIQUE	-\$30,295.15	\$7,076.44	-\$3,538.22	-\$26,756.93				
30710 - HHS-INFECTIOUS_DIS_CONTRL_UNIT	-\$8,157.42	\$10,188.72	-\$5,176.86	-\$3,145.56				
30800 - HHS-CPS-Title IV-E-FCM	-\$79,910.68	\$14,172.10	-\$17,066.03	-\$82,804.60				
30850 - HHS-CPS-Title IV-E Legal Svcs	-\$239,011.28	\$79,102.62	-\$82,056.60	-\$241,965.26				
30900 - HHS-TJPC-Title IV-E FosterCare								
31100 - DHS-Repelitive Flood Claims								
31200 - DHS-EOC-Retrofit Project								
31300 - DHS-Buffer Zone Protection								
31500 - DHS-St Homeland Sec-UASI	-\$4,019.39	\$607.84	-\$607.84	-\$4,019.39				
31600 - DHS-St Homeland Security								
31610 - DHS-Homeland Sec Grant Prg								
31800 - DHS-EOCGP-Emer Oper Ctr Grant								
32005 - HUD-FY05-Section 8 Housing-ADM	\$33,295.79	\$14.40	\$0.00	\$33,310.19				
32006 - HUD-FY06-Section 8 Housing-ADM	\$105,727.03	\$45.74	\$0.00	\$105,772.77				
32007 - HUD-FY07-Section 8 Housing-ADM	\$19,114.89	\$8.27	\$0.00	\$19,123.16				
32008 - HUD-FY08-Section 8 Housing-ADM	\$37,799.45	\$16.35	\$0.00	\$37,815.80				
32009 - HUD-FY09-Section 8 Housing-ADM	\$82,899.81	\$35.86	\$0.00	\$82,935.67				
32010 - HUD-FY10-Section 8 Housing-ADM	\$120,117.43	\$51.96	\$0.00	\$120,169.39				
32011 - HUD-FY11-Section 8 Housing-ADM	\$90,024.07	\$38.94	\$0.00	\$90,063.01				
32012 - HUD-FY12-Section 8 Housing-ADM	\$35,716.94	\$15.45	\$0.00	\$35,732.39				
32013 - Section8-Adm	\$265,906.94	\$97,871.01	-\$84,766.22	\$279,011.73				
32110 - HUD-FY10-Section 8 Housing-HAP								
32113 - Section 8-HAP	-\$7,361.37	\$476,774.50	-\$490,179.98	-\$20,766.85				
32211 - HUD-CDBG-2011	\$0.00	\$0.00	\$0.00	\$0.00				
32212 - HUD-CDBG-PY2012	\$0.00	\$0.00	\$0.00	\$0.00				
32213 - CDBG	-\$16,398.58	\$516,671.93	-\$487,241.84	\$13,031.51				
32214 - HOME	-\$13,242.40	\$119,438.40	-\$106,034.70	\$161.30				
32215 - ESG	\$44.54	\$0.00	\$0.00	\$44.54				
32600 - HUD-Texas CDBG	-\$13,903.59	\$219,491.30	-\$63,560.73	\$142,026.98				
33000 - USDOJ-CJD-Juv Incentive Block	-\$435.27	\$0.21	-\$0.21	-\$435.27				
33200 - USDOJ-Crime Vict Assist-VOCA	-\$18,852.12	\$39,939.45	-\$32,908.03	-\$11,820.70				
33250 - USDOJ-CSCD-Victim Svcs Prg	-\$18,921.47	\$36,394.86	-\$26,834.12	-\$9,360.73				
33300 - USDOJ-Drug Court Program	-\$33,977.19	\$119,743.69	-\$89,521.46	-\$3,754.96				
33310 - USDOJ-DWI Court Program	\$4,997.22	\$60,810.17	-\$45,031.24	\$20,776.15				
33320 - USDOJ-Veterans Court Program								
33500 - USDOJ-DEA-Narcotics OT Exp	-\$95.35	\$190.76	-\$95.38	\$0.03				
33900 - USDOJ-SCAAP	\$105,899.91	\$45.81	\$0.00	\$105,945.72				
34100 - DOI-Mutual Fire Prot, Dis A	\$15.62	\$0.01	\$0.00	\$15.63				
34200 - DOI-Parks Boating Access	-\$7,830.01	\$0.01	\$0.00	-\$7,830.00				
34250 - DOI-Swan Lake Boat Ramp								
34400 - USDOT-CR 257 Repairs	-\$594.76	\$0.00	\$0.00	-\$594.76				
34600 - FEMA- Flood Disaster 2015	-\$75,421.78	\$0.00	\$0.00	-\$75,421.78				
34610 - FEMA - Flood Disaster 2016	-\$91,693.77	\$1,850.69	-\$69,497.85	-\$159,340.93				
34700 - IMLS-Library Mobile Proj Rnd 2								
34820 - USDC-SLP Dune Walkover								
34850 - USTREAS-Restore Act Projects	-\$421,674.43	\$0.00	\$0.00	-\$421,674.43				
34860 - DOI-Parks - CIAP Grant	-\$150,040.08	\$308,702.76	-\$191,907.47	-\$33,244.79				
34912 - USDOT-1212ANGLE-Wildlife								
34913 - TXDOT 1312ANGLE-APRON								
34914 - TXDOT 1412ANGLE-APRON-CONSTRUC	\$11,414.29	\$0.00	\$0.00	\$11,414.29				
34915 - TXDOT-15HGANGLE-HANGAR	-\$258,536.00	\$0.00	\$0.00	-\$258,536.00				

Fund	Cash				Investments			
	Opening GL Balance	GL Debit	GL Credit	GL Ending Balance	Opening GL Balance	GL Debit	GL Credit	GL Ending Balance
34950 - USDOT-Terminal Building								
35000 - TJJJ-State Aid	-\$440,970.20	\$854,256.69	-\$335,509.91	\$77,776.58				
35650 - TJPC-JJAEP-Boot Camp-8/31	-\$367,251.09	\$499,597.69	-\$109,646.82	\$22,699.78				
35800 - TJPC-JJAEP-Boot Camp-7/31								
35900 - TJJJ-Mental Health Services								
36100 - TCEQ-LIRAP Prg								
36200 - TCEQ-Env Education Kits	\$3,325.48	\$0.00	\$0.00	\$3,325.48				
36400 - TCEQ-Local Initiatives Prg								
36801 - TXDOT-CR 48 PROJECT	-\$25,867.63	\$0.00	\$0.00	-\$25,867.63				
37000 - OAG-VAG Grant	-\$10,545.80	\$14,362.51	-\$13,640.86	-\$9,824.15				
37200 - DFPS-CPS-Title IV-B-Concr Svc	-\$79.92	\$0.00	\$0.00	-\$79.92				
37300 - TDHCA-Amy Young Barrier Remova								
37400 - TDH-Immunization	-\$37,060.08	\$50,461.26	-\$45,806.20	-\$32,405.02				
37800 - OAG-Regional Juv Mental Hlth S	-\$1,700.00	\$0.00	\$0.00	-\$1,700.00				
37913 - TXDOT-M312ANGLE-FY13RAMP	-\$270.68	\$0.00	\$0.00	-\$270.68				
37914 - TXDOT-M212ANGLE-FY14RAMP								
37915 - TXDOT-FY15RAMP								
37916 - TXDOT-M1612ANGL-FY16RAMP	-\$23,113.26	\$0.00	-\$6,826.61	-\$29,939.87				
38000 - Emergency Mgmt-Fire Code	\$4,328.62	\$16,329.35	-\$25,001.23	-\$4,343.26				
38010 - Economic Development Tax Abate	\$638.03	\$500.49	\$0.00	\$1,138.52				
38100 - Vital Statistics Fee	\$16,434.28	\$4,211.71	-\$2,624.62	\$18,021.37				
38110 - Records Management-Co. Clk.	\$1,095,714.34	\$111,305.35	-\$68,409.01	\$1,138,610.68	\$908,380.97	\$288.30	\$0.00	\$908,669.27
38120 - Records Archive-Co Clk	\$589,150.51	\$107,646.65	-\$102,853.23	\$593,943.93				
38200 - Civ,Crim,Prob Records Mgmt	\$80,232.54	\$13,626.77	-\$8,129.14	\$85,730.17	\$299,724.04	\$95.12	\$0.00	\$299,819.16
38210 - County Graffiti Eradication	\$2,556.82	\$1.11	\$0.00	\$2,557.93				
38220 - Cnty,District Court Technology	\$95,384.03	\$2,299.58	-\$996.86	\$96,686.75				
38230 - Record Preservation-Cly,DstClk	\$340,208.30	\$9,353.76	-\$7,202.45	\$342,359.61				
38300 - Child Abuse Prevention Fund	\$12,830.37	\$403.31	-\$290.72	\$12,942.96				
38310 - Family Protection Fund	\$48,875.30	\$4,097.89	-\$2,161.26	\$50,811.93				
38320 - Records Management-Dist. Clk.	\$3,348.22	\$11,039.94	-\$12,602.00	\$1,786.16				
38330 - Records Archive-District Clerk	\$112,775.52	\$8,528.04	-\$5,717.13	\$115,586.43				
38400 - JP Building Security Fund	\$144,229.68	\$3,318.81	-\$1,544.26	\$146,004.23				
38410 - Justice Court Technology Fund	\$217,400.87	\$15,540.57	-\$9,788.91	\$223,152.53				
38500 - Financial Security	\$459,375.92	\$29,255.10	-\$13,831.57	\$474,799.45				
38600 - LEOSE	\$93,735.62	\$948.98	-\$909.72	\$93,774.88				
38710 - D A Hot Check Collection	\$27,361.11	\$1,946.60	-\$1,160.33	\$28,147.38				
38720 - D A Supplemental	\$1,476.99	\$1,718.87	-\$3,345.10	-\$149.24				
38730 - D A Forfeiture, CCP Chapter 59	\$37,427.76	\$3,940.48	-\$3,726.79	\$37,641.44				
38810 - Voter Registration-Tax Office	-\$6,067.78	\$6,596.80	-\$4,370.56	-\$3,841.54				
38820 - Special Inv,Dealer Escrow-Tax	\$32,523.78	\$2,021.07	-\$2,973.96	\$31,570.89	\$29,611.34	\$9.37	\$0.00	\$29,620.71
38830 - Scofflaw Fees, TTC Sect 502.01	\$581.95	\$40.27	\$0.00	\$622.22				
38910 - Election Services Contract	\$14,335.72	\$38,018.54	-\$607.36	\$51,746.90				
38920 - Elections - HAVA Equip. Rental	\$157,861.74	\$68.29	\$0.00	\$157,930.03				
39100 - Sheriff Contraband Forfeiture	\$577,212.02	\$1,191.36	-\$78,026.97	\$500,376.41				
39110 - Braz Cnty Narcotics Task Force	\$338,164.58	\$27,917.08	-\$16,980.99	\$349,100.67				
39120 - Sheriff Commissary Fund	\$337,295.82	\$129,134.37	-\$98,750.87	\$367,679.32				
39130 - Sheriff-Federal Forfeiture	\$95,719.54	\$41.39	-\$37.52	\$95,723.41				
39200 - Juvenile Case Manager Fund	\$5,527.24	\$766.22	-\$659.69	\$5,633.77				
39210 - CSCD-Bond Supervision	-\$26,575.44	\$5,942.67	-\$8,383.02	-\$29,015.79				
39300 - Reliant Energy CARE Program	\$36,815.70	\$10,000.00	-\$2,071.46	\$44,744.24				
39310 - UnitedWay-Emergency Assistance	\$7,340.60	\$2.88	-\$678.90	\$6,664.58				
39390 - SETH-SE TX Housing Fin. Corp.								
39400 - Book Sale	\$6,112.53	\$3,530.72	-\$468.25	\$9,175.00				
39410 - Library-Special Projects	\$196,062.54	\$1,052.38	-\$1,371.35	\$195,743.57				
39500 - SEP-Wastewater-EnvHlth-TCEQ	-\$9,156.78	\$0.00	\$0.00	-\$9,156.78				
39600 - SEP-Parks-TCEQ								
39610 - Parks Improvements								
39620 - Shoreline Rest. Task Force	\$3,605.94	\$1.56	\$0.00	\$3,607.50				
39630 - 2006 GoM Energy Security Act	\$53,056.67	\$22.95	\$0.00	\$53,079.62				
39700 - Lateral Road Fund								
39710 - Road & Bridge, Ch 152, Tx Code								
39720 - Special Projects								
39751 - Benefield Special Assessment								
39752 - CR 313A Special Assessment								
39759 - Bailey Oakwood Creek Sp Asses								
39760 - CR 64 Extension-Spec Assessmen								
39761 - WinkWynn Special Assessment								
39762 - Vivian St Lazy Oaks Spec Asses	-\$2,897.96	\$0.00	-\$19,278.60	-\$22,176.56				
39800 - Law Library	\$113,698.75	\$37,596.97	-\$44,382.46	\$106,913.26	\$206,059.93	\$65.43	\$0.00	\$206,125.36
39900 - Mosquito Control District	\$3,146,307.30	\$88,964.46	-\$183,476.57	\$3,051,795.19	\$620,041.25	\$196.83	\$0.00	\$620,238.08
40000 - 2012 Gen Oblig Rfd (2003 CO)	\$523,233.84	\$3,431.35	-\$27,825.00	\$498,840.19	\$18,395.24	\$5.86	\$0.00	\$18,401.10
41000 - 2016 Limited Tax Rfd (2006 CO)	\$338,920.72	\$3,734.38	-\$139,700.00	\$202,955.10	\$461,617.04	\$146.51	\$0.00	\$461,763.55
42000 - 2012 Cert of Oblig-I,S	\$663,404.71	\$3,517.16	-\$554,925.00	\$111,996.87				
43000 - Tax Notes, Series 2013 I&S	\$104,100.69	\$1,690.88	-\$61,503.00	\$44,288.57				
44000 - Toll Road - I&S	\$2,516,612.04	\$6,649.83	\$0.00	\$2,523,261.87				
45000 - Road Bonds-Mobility-I,S	\$2,317,671.83	\$12,656.70	-\$420,785.64	\$1,909,542.89	\$131,403.63	\$41.69	\$0.00	\$131,445.32
45100 - Mobility-BuildAmerica-I,S	-\$237,340.74	\$0.00	-\$364,136.85	-\$601,477.59				
46000 - Sheriff, Det Complex-I,S	\$725,346.13	\$1,232.62	\$0.00	\$726,578.75	\$1,178,302.27	\$373.95	\$0.00	\$1,178,676.22
50000 - 2003 Cert of Oblig, C,M	-\$139.80	\$0.00	\$0.00	-\$139.80				
51000 - 2006 Certificate of Obligation								
51100 - Braz Cnty Toll Rd Construction	-\$146,122.82	\$0.00	-\$63.21	-\$146,186.03				
52000 - 2012 Cert of Oblig,C,M	\$464,942.84	\$200.15	-\$2,245.19	\$462,897.80	\$2,509,087.85	\$1,484.90	\$0.00	\$2,510,572.75
53000 - Tax Notes, Series 2013 C&M	\$624,623.13	\$270.20	\$0.00	\$624,893.33	\$2,968,015.61	\$1,756.50	\$0.00	\$2,969,772.11
55000 - Mobility Plan	\$679,218.92	\$293.81	\$0.00	\$679,512.73				
55100 - Mobility-BuildAmericaBonds								

Fund	Cash				Investments			
	Opening GL Balance	GL Debit	GL Credit	GL Ending Balance	Opening GL Balance	GL Debit	GL Credit	GL Ending Balance
57000 - Hwy 6 ROW Acquisition-C,M	\$109.44	\$0.00	\$0.00	\$109.44				
57100 - Co Wide Road Bond 66-C,M								
57200 - Ring of Honor	\$34,972.80	\$412.30	\$0.00	\$35,385.10				
60500 - Airport Operating	-\$325,378.10	\$348,489.47	-\$431,001.75	-\$407,890.38				
61100 - Braz Cnty Toll Rd Authority	-\$433,681.15	\$0.00	-\$72,253.59	-\$505,934.74				
71000 - Health Care Benefits	\$900,545.17	\$1,391,841.08	-\$1,374,710.82	\$917,675.43				
72000 - Employee Health Clinic	-\$12,885.36	\$51,367.55	-\$52,701.67	-\$14,219.48				
73000 - Insurance Reserve	\$492,550.19	\$211.83	-\$2,854.10	\$489,907.92	\$850,060.94	\$269.81	\$0.00	\$850,330.75
81000 - B Cnty Groundwatr Conserv Dist	\$1,056,054.92	\$68,984.18	-\$56,826.14	\$1,068,212.96				
81100 - Braz Cnty Toll Road Authority								
81200 - BrazCntyFreshwaterSupplyDist2								
81500 - CSCD-Sub Abuse-Outpatient-DP	\$32,791.61	\$39,774.46	-\$28,944.84	\$43,621.23				
81600 - CSCD-TAIP Treatment Alter.	\$5,678.00	\$0.00	-\$1,900.00	\$3,778.00				
81700 - CSCD-Mental Health Caseloads	\$15,169.72	\$11,438.57	-\$19,344.26	\$7,264.03				
81800 - CSCD-Supervision Program	\$1,283,715.49	\$628,558.18	-\$733,976.16	\$1,178,297.51				
81850 - CSCD-Evidence Based Assessment								
81900 - CSCD-Comm Corr-Op Hab Caseload	\$34,914.15	\$15,562.50	-\$31,101.29	\$19,375.36				
82000 - CSCD-Comm Corr-Life								
82100 - CSCD-Comm Corr-Sex Offender	\$31,929.35	\$14,812.90	-\$30,304.80	\$16,437.45				
82200 - CSCD-Comm Corr-Substance Abuse	\$23,388.34	\$14,868.44	-\$25,332.56	\$12,924.22				
82300 - CSCD-Operation Habilitation DP	\$4,753.05	\$21,128.07	-\$15,200.50	\$10,680.62				
82400 - CSCD-New Caseload Reduction-DP								
87500 - Payroll Clearing								
88000 - Trust & Agency								
88200 - Brazos Mall	\$11,510.20	\$0.00	\$0.00	\$11,510.20				
88300 - SH288 @ CR 56 Overpass								
89000 - Historical Commission	\$1,624.43	\$1,197.98	-\$566.13	\$2,256.28	\$13,648.00	\$4.33	\$0.00	\$13,652.33

**BRAZORIA COUNTY
PORTFOLIO REPORT
August 2016**

Current Date: 8/31/2016

Fund	Description	Type	CUSIP	Coupon	Settle Date	Maturity Date	Next Call Date	Par Value	Purch Price	Purch Cost	Book Value	Mkt Price	Mkt Value	Days to Mat	YTM	Interest Earned
10000	FHLMC	Agency	3134G5AR6	1.000	07/07/14	07/07/17	07/07/17	2,000,000.00	100.000	2,000,000.00	2,000,000.00	1.0026	2,005,200.00	310	1.000	
10000	FFCB	Agency	3133EFKW6	1.010	10/26/15	10/26/18	10/26/16	2,000,000.00	100.000	2,000,000.00	2,000,000.00	1.0002	2,000,400.00	786	1.010	
10000	FHLMC	Agency	3134G72V2	1.100	10/29/15	10/29/18	10/29/16	2,000,000.00	100.000	2,000,000.00	2,000,000.00	1.0012	2,002,400.00	789	1.100	
10000	FNMA	Agency	3136G2U54	1.250	11/30/15	11/30/18	11/30/16	2,000,000.00	100.000	2,000,000.00	2,000,000.00	1.0020	2,004,080.00	821	1.250	
10000	FNMA	Agency	3136G3BR5	1.300	03/22/16	03/22/19	12/22/16	2,000,000.00	100.000	2,000,000.00	2,000,000.00	1.0005	2,001,000.00	933	1.300	
10000	FNMA	Agency	3136G3RM9	1.400	06/21/16	06/21/19	12/21/16	2,000,000.00	100.000	2,000,000.00	2,000,000.00	1.0029	2,005,720.00	1024	1.400	
10000	FHLB	Agency	3130A8RQ8	1.200	07/26/16	07/26/19	10/26/16	2,000,000.00	100.000	2,000,000.00	2,000,000.00	1.0013	2,002,520.00	1059	1.200	
10000	FNMA	Agency	3135G0N25	1.250	07/26/16	07/26/19	01/26/17	2,000,000.00	100.000	2,000,000.00	2,000,000.00	1.0030	2,006,000.00	1059	1.250	
10000	FHLB	Agency	3130A5Z51	1.250	08/17/15	08/17/18	08/17/16	2,000,000.00								12,500.00
997	TexPool	LGIP		0.370				52,397,965.87	100.000	52,397,965.87	52,397,965.87	100.00	52,397,965.87	1	0.370	16,284.24
998	Texas Class	LGIP		0.700				49,092,824.47	100.000	49,092,824.47	49,092,824.47	100.00	49,092,824.47	1	0.700	29,036.08
999	Depository	Cash		0.500				35,639,474.61	100.000	35,639,474.61	35,639,474.61	100.00	35,639,474.61	1	0.500	14,955.38
								155,130,264.95		153,130,264.95	153,130,264.95		153,157,584.95	89	0.592	72,775.70

This report is presented in accordance with the Texas Government Code Title 10 Section 2256.023 and complies with the Investment Strategy of Brazoria County's Investment Policy and I certify that to the best of my knowledge the above is true and correct.

Cathy Campbell

Cathy Campbell, CTO, CIO
Brazoria County Treasurer

**BRAZORIA COUNTY
DATA SUMMARY
August 2016**

Type Breakdown:	Book Value	Percent	Wtd Avg Mat	Wtd Avg Yield
LGIP	101,490,790.34	66.28%	1	0.530
Agency	16,000,000.00	10.45%	848	1.189
Cash	35,639,474.61	23.27%	1	0.500
	153,130,264.95	100.00%	89	0.592

Issuer Breakdown:	Book Value	Percent	Wtd Avg Mat	Wtd Avg Yield
FNMA	8,000,000.00	5.22%	959	1.300
FHLB	2,000,000.00	1.31%	1059	1.200
FHLMC	4,000,000.00	2.61%	550	1.050
-	-			
FFCB	2,000,000.00	1.31%	786	1.010
-	-			
TexPool	52,397,965.87	34.22%	1	0.370
Texas Class	49,092,824.47	32.06%	1	0.700
Depository	35,639,474.61	23.27%	1	0.500
	153,130,264.95	100.00%	89	0.592

Fund Breakdown:	Book Value	Percent	Wtd Avg Mat	Wtd Avg Yield
10000	16,000,000.00	10.45%	848	1.189
20500	-			
997	52,397,965.87	34.22%	1	0.370
998	49,092,824.47	32.06%	1	0.700
999	35,639,474.61	23.27%	1	0.500
	153,130,264.95	100.00%	89	0.592

Maturity Breakdown:	Book Value	Percent
Less Than 90 Days	137,130,264.95	89.55%
90 to 180 Days		0.00%
181 to 365 Days	2,000,000.00	1.31%
More Than 365 Days	14,000,000.00	9.14%
	153,130,264.95	100.00%

BRAZORIA COUNTY
Summary Investment Report
For the Period Ending 08/31/2016

Total Portfolio Summary			
	Current Month 08/31/16	Prior Month 7/31/2016	Change From Prior
Book Value	153,130,264.95	160,584,690.40	(7,454,425.45)
Market Value	153,157,584.95	160,624,290.40	(7,466,705.45)
Market Value%	100.02%	100.02%	-0.01%
Weighted Average Maturity - Days	89 days	98 days	(8)
Weighted Average Yield	0.592%	0.58%	0.01%

Portfolio Composition by Fund			
Fund Name	8/31/2016 Book Value	Wtd Avg Yield	Wtd Avg Maturity
10000	16,000,000.00	1.189%	848
20500	-		
997	52,397,965.87	0.370%	1
998	49,092,824.47	0.700%	1
999	35,639,474.61	0.500%	1
TOTALS:	153,130,264.95	0.592%	89 days

