

Date: 4/14/2015

THE REGULAR COMMISSIONERS COURT SESSION OF BRAZORIA COUNTY, TEXAS

ORDER NO. <item_outline>

RE: Treasurer's Monthly Investment Report for February 2015

Approve Treasurer's Monthly Investment Report for February 2015

BRAZORIA COUNTY
Portfolio Report
February 2015

Current Date: 2/28/2015

Fund	Description	Type	CUSIP	Coupon	Settle Date	Maturity Date	First Call Date	Par Value	Purch Price	Purch Cost	Book Value	Mkt Price	Mkt Value	Days to Mat	YTM	Interest Earned
10000	FHLMC	Agency	3134G3P38	0.750	10/25/13	10/05/16	04/05/14	2,907,000.00	100.000	2,908,211.25	2,907,000.00	1.0009	2,909,616.30	585	0.750	
10000	FHLMC	Agency	3134G4NQ7	0.750	12/27/13	12/27/16	06/27/14	2,000,000.00	100.000	2,000,000.00	2,000,000.00	1.0005	2,001,000.00	668	0.750	
10000	FHLB	Agency	3130A1FT0	1.050	4/17/2014	4/17/2017	07/17/14	2,000,000.00	100.000	2,000,000.00	2,000,000.00	1.0018	2,003,680.00	779	1.050	
10000	FHLB	Agency	3130A1VF9	1.000	5/26/2014	8/26/2017	8/26/2014	2,000,000.00	100.000	2,000,000.00	2,000,000.00	1.0005	2,001,000.00	910	1.050	
10000	FHLMC	Agency	3134G56A8	1.000	6/16/2014	6/16/2017	9/16/2014	2,000,000.00	100.000	2,000,000.00	2,000,000.00	1.0009	2,001,800.00	839	1.000	
10000	FHLMC	Agency	3134G5AG0	1.100	6/30/2014	6/30/2017	9/30/2014	2,000,000.00	100.000	2,000,000.00	2,000,000.00	1.0033	2,006,600.00	853	1.100	
10000	FHLMC	Agency	3134G57G4	1.020	6/30/2014	6/30/2017	9/30/2014	2,000,000.00	100.000	2,000,000.00	2,000,000.00	1.0018	2,003,600.00	853	1.020	
10000	FHLB	Agency	3130A2BR6	1.050	6/30/2014	6/30/2017	9/30/2017	2,000,000.00	100.000	2,000,000.00	2,000,000.00	1.0030	2,006,000.00	853	1.050	
10000	FHLB	Agency	3134G5AR6	1.000	7/7/2014	7/7/2017	1/7/2015	2,000,000.00	100.000	2,000,000.00	2,000,000.00	1.0072	2,014,400.00	860	1.000	
10000	FHLB	Agency	3130A2UB0	1.120	8/25/2014	8/25/2017	2/25/2015	2,000,000.00	100.000	2,000,000.00	2,000,000.00	1.0006	2,001,160.00	909	1.120	11,200.00
10000	FHLB	Agency	3130A4AC6	1.400	2/27/2015	2/27/2018	5/27/2015	2,000,000.00	100.000	2,000,000.00	2,000,000.00	1.0000	2,000,000.00	1095	1.400	
997	TexPool	LGIP		0.040				52,308,772.16	100.000	52,308,772.16	52,308,772.16	100.00	52,308,772.16	1	0.040	1,666.58
998	Texas Class	LGIP		0.110				31,932,572.79	100.000	31,932,572.79	31,932,572.79	100.00	31,932,572.79	1	0.110	2,593.43
999	Depository	Cash		0.500				54,645,051.75	100.000	54,645,051.75	54,645,051.75	100.00	54,645,051.75	1	0.500	15,737.12
								161,793,396.70		161,794,607.95	161,793,396.70		161,835,253.00	118	0.347	31,197.13

This report is presented in accordance with the Texas Government Code Title 10 Section 2256.023 and I certify, that to the best of my knowledge the above is true and correct.

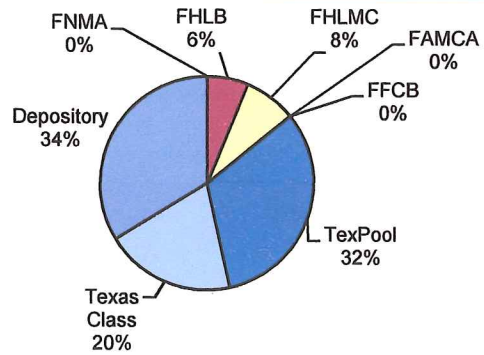
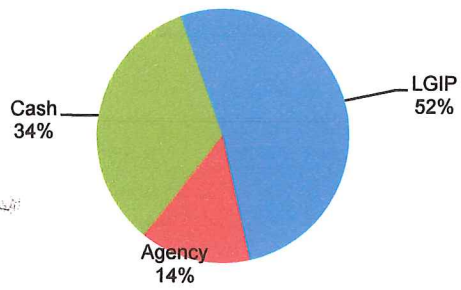

Cathy Campbell, Brazoria County Treasurer

BRAZORIA COUNTY
Summary Investment Report
For the Period Ending 02-28-15

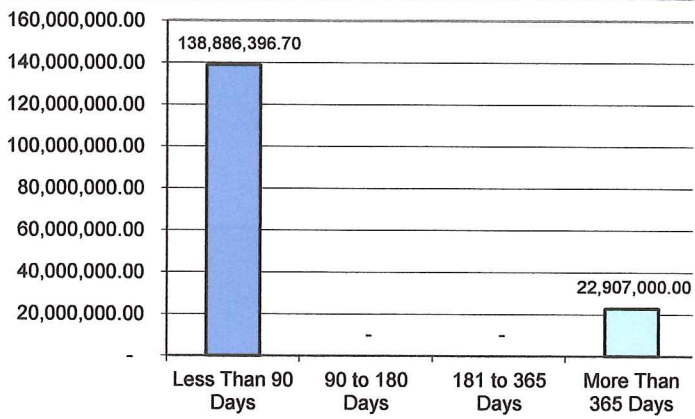
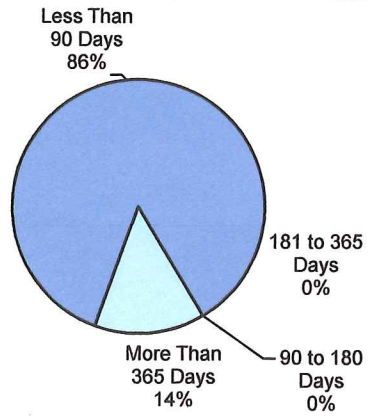
Total Portfolio Summary			
	Current Month 2/28/2015	Prior Month 1/31/2015	Change From Prior
Book Value	161,793,397	155,676,421	6,116,976
Market Value	161,835,253	155,655,881	6,179,372
Market Value%	100.03%	99.99%	0.04%
Weighted Average Maturity - Days	118 days	116 days	2
Weighted Average Yield	0.35%	0.42%	-0.07%

Portfolio Composition by Fund			
Fund Name	2/28/2015 Book Value	Wtd Avg Yield	Wtd Avg Maturity
10000	22,907,000.00	1.015%	827
20500	-		
997	52,308,772.16	0.040%	1
998	31,932,572.79	0.110%	1
999	54,645,051.75	0.500%	1
TOTALS:	161,793,396.70	0.35%	118 days

Portfolio Composition by Security Type	Portfolio Composition by Issuer
--	---------------------------------



Maturity Distribution	
-----------------------	--



**BRAZORIA COUNTY
DATA SUMMARY
February 2015**

Type Breakdown:	Book Value	Percent	Wtd Avg Mat	Wtd Avg Yield
LGIP	84,241,344.95	52.07%	1	0.067
Agency	22,907,000.00	14.16%	827	1.015
Cash	54,645,051.75	33.77%	1	0.500
	-			
	161,793,396.70	100.00%	118	0.347

Issuer Breakdown:	Book Value	Percent	Wtd Avg Mat	Wtd Avg Yield
FNMA	-			
FHLB	10,000,000.00	6.18%	909	1.134
FHLMC	12,907,000.00	7.98%	763	0.923
FAMCA	-			
FFCB	-	0.00%		
FMCDN	-			
TexPool	52,308,772.16	32.33%	1	0.040
Texas Class	31,932,572.79	19.74%	1	0.110
Depository	54,645,051.75	33.77%	1	0.500
	-			
	161,793,396.70	100.00%	118	0.347

Fund Breakdown:	Book Value	Percent	Wtd Avg Mat	Wtd Avg Yield
10000	22,907,000.00	14.16%	827	1.015
20500	-	0.00%		
997	52,308,772.16	32.33%	1	0.040
998	31,932,572.79	19.74%	1	0.110
999	54,645,051.75	33.77%	1	0.500
	-			
	161,793,396.70	100.00%	118	0.347

Maturity Breakdown:	Book Value	Percent
Less Than 90 Days	138,886,396.70	85.84%
90 to 180 Days	-	0.00%
181 to 365 Days	-	0.00%
More Than 365 Days	22,907,000.00	14.16%
	-	
	161,793,396.70	100.00%