

April 26, 2016

**THE COMMISSIONERS' COURT OF BRAZORIA COUNTY
SPECIAL MEETING**

ORDER NO.

RE: Treasurer's Monthly Report and Monthly Investment Report for February 2016

Approve the Treasurer's Monthly Report and Monthly Investment Report for February 2016 and enter this order into the minutes. This order and affidavit must be filed with the County Clerk.



CATHY CAMPBELL, CCT, CIO
BRAZORIA COUNTY TREASURER

111 E. Locust, Room 305 Angleton, Texas 77515-4654
979-864-1353 FAX 979-864-1680

Attached is the Monthly Treasurer's Report submitted by Cathy Campbell, Brazoria County Treasurer for the month of FEBRUARY 2016. This report is in compliance with the Local Government Code Sec. 114.026 and contains:

Commissioners' Court Affidavit: 114.026 (d)
Monies received and disbursed: 114.026 (a) (1)
Debts due to* and owed by the county: 114.026 (a) (2)
All other proceedings in the Treasurer's office: 114.026 (a) (3)
Brazoria County general ledger fund activity: 114.026 (c)

Brazoria County Investment Portfolio for JANUARY 2016: 2256.023

Note: debts due to the County are reported to the Court separately by collecting offices

"I CERTIFY THAT TO THE BEST OF MY KNOWLEDGE THE ATTACHED ARE TRUE AND CORRECT."

A handwritten signature in blue ink that reads "Cathy Campbell".

Cathy Campbell, CCT, CIO
Brazoria County Treasurer

orig.


MINUTES OF COUNTY FINANCES
TREASURER'S MONTHLY REPORT
AFFIDAVIT
COMMISSIONERS' COURT APRIL 26, 2016

BEFORE ME, the undersigned authority, a Notary Public in and for Brazoria County, Texas, on this day personally appeared the Members of Brazoria County Commissioners' Court and who after being duly sworn upon their oaths do hereby state as follows:


The requirements of Subsection (c) of the Texas Local Government Code §114.026 have been met and that we have reviewed and examined the Monthly Report of: **CATHY CAMPBELL**, Treasurer of Brazoria County, Texas for FEBRUARY 2016.

Further, having taken reasonable steps to ensure its accuracy as presented, approve the report and enter this order into the minutes which state total cash and other assets in the custody of the County Treasurer at the time of the examination to be \$174,904,891.02.


The Treasurer's report and this affidavit will be published on the Brazoria County website.




L.M. "Matt" Sebesta, Jr.
County Judge




Donald W. "Dude" Payne
Commissioner Precinct 1



Ryan Cade
Commissioner Precinct 2

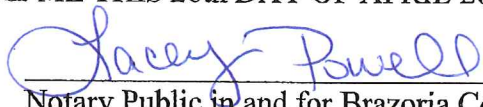


Stacy L. Adams
Commissioner Precinct 3



David R. Linder
Commissioner Precinct 4

SUBSCRIBED AND SWORN TO BEFORE ME THIS 26th DAY OF APRIL 2016.



Notary Public in and for Brazoria County, Texas
My Commission Expires: Feb. 22, 2020



BRAZORIA COUNTY Bank Account Activity and Interest Report for February 2016

Account	Ending Bank Balance 01/30/2016	Deposits and Other Credits Received	Checks and Other Debits Disbursed	Ending Bank Balance 02/29/2016	MONTHLY Interest Earned
FIRST NATIONAL BANK OF LAKE JACKSON					
Tax Assessor/Collector GOVPAY Acct	912,059.47	1,205,736.73	(1,146,341.03)	971,455.17	323.92
Tax Assessor/Collector Veh Inventory Prop Tax	337,027.62	193,795.25	(335,657.44)	195,165.43	95.83
Payroll	1,273,244.41	7,529,782.40	(7,662,155.14)	1,140,871.67	566.38
Operating	41,288,454.10	20,952,257.49	(38,874,253.88)	23,366,457.71	11,371.90
Jury Fund	276,281.00	160.00	(28,500.00)	247,941.00	100.30
Tax Assessor/Collector Boat Sales Tax *	4,158.64	29,295.44	(31,864.19)	1,589.89	1.22
County Clerk Trust Fund	1,881,653.32	33,995.34	(14,457.48)	1,901,191.18	750.41
District Clerk Trust Fund	1,783,228.62	69,785.35	(139,875.47)	1,713,138.50	688.52
Tax Assessor/Collector Motor Vehicle Acct	722,228.31	5,432,476.30	(5,053,612.39)	1,101,092.22	205.17
Tax Assessor/Collector Boat Collections	23,216.89	60,576.14	(36,382.80)	47,410.23	10.77
Tax Assessor/Collector Sales Tax Account *	1,123,605.58	3,103,759.93	(4,054,002.76)	173,362.75	247.94
Sheriff Barber Shop Education Training Program *	58,718.75	261.54	(1,544.64)	57,435.65	23.14
Comptroller Direct Deposit	22,545.39	1,033,197.23	(420,502.74)	635,239.88	119.11
Sheriff's Dept Narcotic Unit-Operations	552.17	6,000.00	(3,090.00)	3,462.17	1.44
Comm. Super & Corrections Dept. Restitution Acct	133,991.59	59,318.64	(41,623.75)	151,686.48	54.03
District Atty Check Collection Account	13,517.20	87,915.43	(67,378.56)	34,054.07	8.51
Tax Assessor/Collector Tax Account	25,613,199.84	80,350,145.79	(100,237,320.82)	5,726,024.81	292.82
Employee Benefit Trust Fund *	966,572.73	1,281,879.65	(1,355,668.02)	892,784.36	380.29
Investment Acct	-	2,030,438.89	(23,750.00)	2,006,688.89	110.97
Credit Card Account	602,375.45	555,109.77	(431,563.35)	725,921.87	245.80
E-Filing / E-Recording	64,807.00	253,732.80	(228,923.00)	89,616.80	28.48
Build America Bonds Fund* (Acct. Closed June 2015)	12,754.00	40,968.45	(23,499.90)	30,222.55	0.00
Parks Credit Card	4,202.99	4,068.16	(4,475.49)	3,795.66	20.87
Juvenile Restitution Account	77,118,395.07	124,314,656.72	(160,216,442.85)	41,216,608.94	1,39
First National Bank of Lake Jackson Totals					15,649.21
TOTAL Interest Earning Accounts EOM Balance				41,216,608.94	

Accounts at the bank NOT included above: Sheriff, County and District Clerks Cash Bonds; TCDBG-IKE; Inmate Trust; TCEQ and Bail Bond Security

948,120.43
42,164,729.37

This report is presented in accordance with The Texas Government Code Title 4 Sec. 114.026 (a)(1) and I certify that to the best of my knowledge the above is the true and correct cash balance remaining in the Treasurer's custody.



Cathy Campbell, CCT, CIO
Brazoria County Treasurer




Brazoria County Bond Payments - February 2016

	<u>INTEREST</u>	<u>PRINCIPAL</u>	<u>BAB SUBSIDY</u>	<u>TOTAL</u>
Series 2006 - Certificates of Obligation	14,984.38	685,000.00		699,984.38
Series 2006 - Unlimited Tax Road Bonds	13,281.25	625,000.00		638,281.25
Series 2008 - Unlimited Tax Road Bonds	127,882.51	350,000.00		477,882.51
Series 2010A - Unlimited Tax Road Bonds	36,478.13	835,000.00		871,478.13
Series 2010B - Unlimited Tax Road Bonds (BAB)	364,136.85	0.00	0.00	364,136.85
Series 2012 - General Obligation Refnd Bonds	41,100.00	885,000.00		926,100.00
Series 2012 - Certificates of Obligation	554,925.00	0.00		554,925.00
Series 2012 - Unlimited Tax Road Bonds	122,250.00	360,000.00		482,250.00
Series 2013 - Limited Tax Notes	0.00	0.00		0.00
Series 2016 - Unlimited Tax Refunding Bonds	26,033.33	230,000.00		256,033.33
Series 2016 - Limited Tax Refunding Bonds	28,815.41	275,000.00		303,815.41
TOTAL PAYMENTS	1,329,886.86	4,245,000.00	0.00	5,574,886.86

The following pages show the remaining bond payments to be made by Brazoria County.

This report is presented in accordance with The Texas Government Code Title 4 Sec. 114.026 (a)(2)


Cathy Campbell, CCT, CIO
Brazoria County Treasurer

BRAZORIA COUNTY, TEXAS
Series 2006 - Unlimited Tax Road Bonds
Remaining Payment Schedule

FISCAL YEAR	INTEREST 1-Mar	PRINCIPAL 1-Mar	INTEREST 1-Sep	TOTAL PAYMENT
2016			230,718.75	230,718.75
2017	230,718.75	650,000.00	216,093.75	1,096,812.50
2018	216,093.75	680,000.00	200,793.75	1,096,887.50
2019	200,793.75	715,000.00	184,706.25	1,100,500.00
2020	184,706.25	745,000.00	166,081.25	1,095,787.50
2021	166,081.25	785,000.00	146,456.25	1,097,537.50
2022	146,456.25	825,000.00	125,831.25	1,097,287.50
2023	125,831.25	870,000.00	104,081.25	1,099,912.50
2024	104,081.25	915,000.00	80,062.50	1,099,143.75
2025	80,062.50	965,000.00	54,731.25	1,099,793.75
2026	54,731.25	1,015,000.00	28,087.50	1,097,818.75
2027	28,087.50	1,070,000.00		1,098,087.50
	1,537,643.75	9,235,000.00	1,537,643.75	12,310,287.50

Debt History:
 Date of Receipt 1-Nov-06
 Amount of Issue \$14,000,000
 True Int Cost 4.487%

Paying Agent:
 U.S. Bank
 ABA routing # 091000022
 St. Paul, MN 55486-2639

BRAZORIA COUNTY, TEXAS
Series 2006 - Certificate of Obligation Bonds
Remaining Payment Schedule

FISCAL YEAR	INTEREST 1-Mar	PRINCIPAL 1-Mar	INTEREST 1-Sep	TOTAL PAYMENT
2016		0.00	200,075.63	200,075.63
2017	200,075.63	715,000.00	185,060.63	1,100,136.26
2018	185,060.63	745,000.00	169,043.13	1,099,103.76
2019	169,043.13	775,000.00	152,090.00	1,096,133.13
2020	152,090.00	810,000.00	134,067.50	1,096,157.50
2021	134,067.50	850,000.00	115,155.00	1,099,222.50
2022	115,155.00	885,000.00	95,242.50	1,095,397.50
2023	95,242.50	930,000.00	74,317.50	1,099,560.00
2024	74,317.50	970,000.00	52,250.00	1,096,567.50
2025	52,250.00	1,020,000.00	26,750.00	1,099,000.00
2026	26,750.00	1,070,000.00	0.00	1,096,750.00
	1,204,061.89	8,770,000.00	1,204,061.89	11,178,103.78

Debt History:
 Date of Receipt 1-Jun-06
 Amount of Issue \$13,860,000
 True Int Cost 4.506%

Paying Agent:
 U.S. Bank
 ABA routing # 091000022
 St. Paul, MN 55486-2639

BRAZORIA COUNTY, TEXAS
Series 2008 - Unlimited Tax Road Bonds
Remaining Payment Schedule

FISCAL YEAR	INTEREST 1-Mar	PRINCIPAL 1-Mar	INTEREST 1-Sep	TOTAL PAYMENT
2016			121,320.00	121,320.00
2017	121,320.00	365,000.00	114,248.13	600,568.13
2018	114,248.13	380,000.00	106,648.13	600,896.26
2019	106,648.13	395,000.00	98,748.13	600,396.26
2020	98,748.13	410,000.00	90,343.13	599,091.26
2021	90,343.13	430,000.00	81,313.13	601,656.26
2022	81,313.13	445,000.00	71,856.88	598,170.01
2023	71,856.88	465,000.00	61,859.38	598,716.26
2024	61,859.38	485,000.00	51,250.00	598,109.38
2025	51,250.00	510,000.00	40,093.75	601,343.75
2026	40,093.75	530,000.00	28,500.00	598,593.75
2027	28,500.00	555,000.00	14,625.00	598,125.00
2028	14,625.00	585,000.00		599,625.00
	880,805.66	5,555,000.00	880,805.66	7,316,611.32

Debt History:
Date of Receipt 1-Jul-08
Amount of Issue \$8,000,000
True Int Cost 4.410%

Paying Agent:
U.S. Bank
ABA routing # 091000022
St. Paul, MN 55486-2639

BRAZORIA COUNTY, TEXAS
Series 2010A - Unlimited Tax Road Bonds
Remaining Payment Schedule

FISCAL YEAR	INTEREST 1-Mar	PRINCIPAL 1-Mar	INTEREST 1-Sep	TOTAL PAYMENT
2016	26,041.00	855,000.00	26,041.00	26,041.00
2017	13,750.00	880,000.00	13,750.00	894,791.00
2018			0.00	893,750.00
Total	39,791.00	1,735,000.00	39,791.00	1,814,582.00

Debt History:
 Date of Receipt 1-Mar-10
 Amount of Issue \$6,200,000
 Total Int Cost 3.900%
Paying Agent:
 U.S. Bank
 ABA routing # 091000022
 St. Paul, MN 55486-2639

BRAZORIA COUNTY, TEXAS
Series 2010B - Unlimited Tax Road Bonds
(Build America Bonds)
Remaining Payment Schedule

FISCAL YEAR	INTEREST 1-Mar	PRINCIPAL 1-Mar	INTEREST 1-Sep	BAB's SUBSIDY	TOTAL PAYMENT
2016	364,137.00		364,137.00	(236,288.00)	127,849.00
2017	364,137.00		364,137.00	(236,288.00)	491,986.00
2018	364,137.00		364,137.00	(236,288.00)	491,986.00
2019	343,234.00	910,000.00	343,234.00	(229,499.45)	1,387,871.55
2020	343,234.00	935,000.00	321,056.00	(215,522.25)	1,383,767.75
2021	321,056.00	965,000.00	297,201.00	(200,587.30)	1,382,669.70
2022	297,201.00	1,000,000.00	271,981.00	(184,665.41)	1,384,516.59
2023	271,981.00	1,030,000.00	245,232.00	(167,804.59)	1,379,408.41
2024	245,232.00	1,070,000.00	216,909.00	(149,937.03)	1,382,203.97
2025	216,909.00	1,105,000.00	187,107.00	(131,078.95)	1,377,937.05
2026	187,107.00	1,145,000.00	152,608.00	(110,217.13)	1,374,497.87
2027	152,608.00	1,195,000.00	116,603.00	(87,342.82)	1,376,868.18
2028	116,603.00	1,240,000.00	79,242.00	(63,539.95)	1,372,305.05
2029	79,242.00	1,290,000.00	40,374.00	(38,808.22)	1,370,807.78
2030	40,374.00	1,340,000.00		(13,098.94)	1,367,275.06
Total	3,363,958.00	13,225,000.00	3,363,958.00	(2,300,966.03)	17,651,949.97

Debt History:
 Date of receipt 1-Mar-10
 Amount of Issue \$13,225,000.00
 True Int Cost 3.580%
Paying Agent:
 U.S. Bank
 ABA routing # 091000022
 St. Paul, MN 55486-2639

BRAZORIA COUNTY, TEXAS
Series 2012 - Unlimited Tax Road Bonds
Remaining Payment Schedule

FISCAL YEAR	INTEREST 1-Mar	PRINCIPAL 1-Mar	INTEREST 1-Sep	TOTAL PAYMENT
2016	118,650.00	370,000.00	118,650.00	118,650.00
2017	113,100.00	380,000.00	113,100.00	601,750.00
2018	107,400.00	395,000.00	107,400.00	600,500.00
2019	101,475.00	405,000.00	101,475.00	603,875.00
2020	95,400.00	420,000.00	95,400.00	601,875.00
2021	89,100.00	430,000.00	89,100.00	604,500.00
2022	82,650.00	445,000.00	82,650.00	601,750.00
2023	75,975.00	455,000.00	75,975.00	603,625.00
2024	69,150.00	470,000.00	69,150.00	600,125.00
2025	62,100.00	485,000.00	62,100.00	601,250.00
2026	54,825.00	500,000.00	54,825.00	601,925.00
2027	47,012.50	515,000.00	47,012.50	601,837.50
2028	38,643.75	535,000.00	38,643.75	600,656.25
2029	29,950.00	550,000.00	29,950.00	603,593.75
2030	20,668.75	570,000.00	20,668.75	600,618.75
2031	10,693.75	590,000.00	10,693.75	601,362.50
2032				600,693.75
2032	1,116,793.75	7,515,000.00	1,116,793.75	9,748,587.50

Debt History:
 Date of Receipt 26-Jul-12
 Amount of Issue \$8,575,000.00
 True Int cost 3.120%

Paying Agent:
 U.S. Bank
 ABA routing # 091000022
 St. Paul, MN 55486-2639

BRAZORIA COUNTY, TEXAS
Series 2012 - General Obligation Refunding Bonds
Remaining Payment Schedule

FISCAL YEAR	INTEREST 1-Mar	PRINCIPAL 1-Mar	INTEREST 1-Sep	TOTAL PAYMENT
2016	27,825.00	910,000.00	27,825.00	27,825.00
2017	14,175.00	945,000.00	14,175.00	952,000.00
2018	42,000.00	1,855,000.00	42,000.00	959,175.00
				1,939,000.00

Debt History:
 Date of Receipt 26-Jul-12
 Amount of Issue \$4,435,000.00
 True Int cost 1.360%

Paying Agent:
 U.S. Bank
 ABA routing # 091000022
 St. Paul, MN 55486-2639

BRAZORIA COUNTY, TEXAS
Series 2012 - Certificates of Obligation
Remaining Payment Schedule

FISCAL YEAR	INTEREST 1-Mar	PRINCIPAL 1-Mar	INTEREST 1-Sep	TOTAL PAYMENT
2016			554,925.00	554,925.00
2017	554,925.00		554,925.00	1,109,850.00
2018	554,925.00	1,185,000.00	531,225.00	2,271,150.00
2019	531,225.00	1,230,000.00	509,700.00	2,270,925.00
2020	509,700.00	1,285,000.00	477,575.00	2,272,275.00
2021	477,575.00	1,350,000.00	443,825.00	2,271,400.00
2022	443,825.00	1,420,000.00	408,325.00	2,272,150.00
2023	408,325.00	1,495,000.00	370,950.00	2,274,275.00
2024	370,950.00	1,570,000.00	331,700.00	2,272,650.00
2025	331,700.00	1,650,000.00	290,450.00	2,272,150.00
2026	290,450.00	1,735,000.00	247,075.00	2,272,525.00
2027	247,075.00	1,825,000.00	201,450.00	2,273,525.00
2028	201,450.00	1,920,000.00	153,450.00	2,274,900.00
2029	153,450.00	2,000,000.00	118,450.00	2,271,900.00
2030	118,450.00	2,075,000.00	82,137.50	2,275,587.50
2031	82,137.50	2,145,000.00	44,600.00	2,271,737.50
2032	44,600.00	2,230,000.00		2,274,600.00
	5,320,762.50	25,115,000.00	5,320,762.50	35,756,525.00

Debt History:
Date of Receipt 26-Jul-12
Amount of Issue \$25,115,000.00
True Int Cost 3.380%

Paying Agent:
U.S. Bank
ABA routing # 091000022
St. Paul, MN 55486-2639

BRAZORIA COUNTY, TEXAS
Series 2013 - Limited Tax Notes
Remaining Payment Schedule

FISCAL YEAR	INTEREST 1-Feb	PRINCIPAL 1-Feb	INTEREST 1-Aug	TOTAL PAYMENT
2016			61,503.00	61,503.00
2017	61,503.00	250,000.00	59,553.00	371,056.00
2018	59,553.00	1,830,000.00	45,279.00	1,934,832.00
2019	45,279.00	2,855,000.00	23,010.00	2,923,289.00
2020	23,010.00	2,950,000.00		2,973,010.00
	189,345.00	7,685,000.00	189,345.00	8,263,690.00

Debt History:
Date of Receipt 19-Dec-13
Amount of Issue \$9,900,000.00
True Int cost 1.560%

Paying Agent:
Wells Fargo Bank NA
ABA routing # 121000248
Houston, TX 77062

BRAZORIA COUNTY, TEXAS
Series 2016 - Unlimited Tax Refunding Bonds
Remaining Payment Schedule

FISCAL YEAR	INTEREST 1-Mar	PRINCIPAL 1-Mar	INTEREST 1-Sep	TOTAL PAYMENT
2016	154,425.00	460,000.00	154,425.00	154,425.00
2017	149,825.00	485,000.00	149,825.00	764,250.00
2018	145,175.00	480,000.00	145,175.00	760,000.00
2019	140,375.00	485,000.00	140,375.00	765,500.00
2020	133,100.00	505,000.00	133,100.00	768,475.00
2021	125,525.00	860,000.00	125,525.00	763,625.00
2022	108,325.00	900,000.00	108,325.00	1,093,850.00
2023	90,325.00	935,000.00	90,325.00	1,098,650.00
2024	71,625.00	975,000.00	71,625.00	1,096,950.00
2025	52,125.00	1,015,000.00	52,125.00	1,098,750.00
2026	26,750.00	1,070,000.00	26,750.00	1,093,875.00
2027			0.00	1,096,750.00
	1,197,575.00	8,150,000.00	1,197,575.00	10,545,150.00

Debt History:
Date of Receipt 28-Jan-16
Amount of Issue \$8,425,000.00
True Int cost 2.376%

Paying Agent:
U.S. Bank
ABA routing # 091000022
St. Paul, MN 55486-2639

Refunding Series 2006 Unlimited Tax Road Bonds

BRAZORIA COUNTY, TEXAS
Series 2016 - Limited Tax Refunding Bonds
Remaining Payment Schedule

FISCAL YEAR	INTEREST 1-Mar	PRINCIPAL 1-Mar	INTEREST 1-Sep	TOTAL PAYMENT
2016	139,700.00	570,000.00	139,700.00	139,700.00
2017	134,000.00	580,000.00	134,000.00	843,700.00
2018	134,000.00	580,000.00	128,200.00	842,200.00
2019	145,175.00	590,000.00	140,375.00	875,550.00
2020	140,375.00	605,000.00	133,100.00	878,475.00
2021	133,100.00	625,000.00	125,525.00	883,625.00
2022	125,525.00	905,000.00	108,325.00	1,138,850.00
2023	108,325.00	945,000.00	90,325.00	1,143,650.00
2024	90,325.00	980,000.00	71,625.00	1,141,950.00
2025	71,625.00	1,025,000.00	52,125.00	1,148,750.00
2026	52,125.00	1,070,000.00	26,750.00	1,148,875.00
	1,140,275.00	7,895,000.00	1,150,050.00	10,185,325.00

Debt History:
Date of Receipt 28-Jan-16
Amount of Issue \$8,125,000.00
True Int cost 2.207%

Paying Agent:
U.S. Bank
ABA routing # 091000022
St. Paul, MN 55486-2639

Refunding Series 2006 Certificate of Obligation



Cathy Campbell, CCT,CIO
BRAZORIA COUNTY TREASURER

Brazoria County Treasurer's Office Proceedings for February 2016

Activity	Count		Amount
Cash receipts issued:	155	\$	347,628.79
Treasurer Deposits:	53	\$	499,288.36
Healthcare Invoices processed:	19	\$	1,479,815.92
Retiree premium payments processed:	287	\$	43,892.00
<65 Retiree Prepaid 401h reimbursements processed:	101	\$	30,090.00
>65 Retiree Prepaid 401h reimbursements processed:	206	\$	38,650.00
Wire transfers executed:	61	\$	35,659,953.30
EFT files processed:	14	\$	4,904,012.24
Accounts Payable checks printed and distributed:	1329	\$	4,033,465.07
Jury checks printed and disbursed:	794	\$	18,100.00
Payroll advices printed and distributed (est.):	1316		
Payroll checks printed and distributed:	106		
Stop payments issued:	46		
Positive Pay files processed:	40		
Journal Entries posted:	122		

Submitted for compliance with Local Government Code Sec. 114.026 subsection (a)(3)
I certify to the best of my knowledge the above is true and correct.



Cathy Campbell, CCT,CIO
Brazoria County Treasurer

Brazoria County Fund Balance Activity for February 2016

General Ledger Fund balances are of the last day of the month and may not include all journal entries and adjustments for that month.
 Bank accounts have been reconciled or, are in the process of being reconciled to general ledger since this report was generated.
 Submitted for compliance with Local Government Code Sec. 114.026 subsection (c).

Fund	Cash				Investments			
	Opening GL Balance	GL Debit	GL Credit	GL Ending Balance	Opening GL Balance	GL Debit	GL Credit	GL Ending Balance
10000 - General Fund	\$26,452,399.33	\$101,393,410.61	\$135,986,362.64	-\$8,140,552.70	\$95,898,538.43	\$23,209,332.97	\$2,000,000.00	\$117,107,871.40
10100 - General Fund - Construction	-\$232,928.17	\$0.00	\$12,635.00	-\$245,563.17				
10200 - Juv Prob Fees	\$232,142.70	\$3,429.50	\$10,662.72	\$224,909.48				
10300 - Unclaimed Juvenile Restitution	\$3,387.88	\$0.00	\$0.00	\$3,387.88				
10400 - Env Health-Retail Food Permits	-\$20,834.37	\$7,231.77	\$12,465.37	-\$26,067.97				
10500 - District Clerk Contingency	\$331,390.55	\$2,585.11	\$959.42	\$333,016.24	\$253,084.90	\$60.55	\$0.00	\$253,145.45
10600 - Fire Training Field	\$59,334.09	\$0.00	\$1,473.33	\$57,860.76				
10700 - Parks Special Events	\$11,917.78	\$0.00	\$438.98	\$11,478.80				
10850 - CPS-Donations	\$22,082.55	\$370.00	\$0.00	\$22,452.55				
10900 - CPS-Bikes & Bears	\$111.52	\$0.00	\$0.00	\$111.52				
20000 - Road and Bridge Non-Construct	\$53,553,069.01	\$4,991,434.55	\$1,646,717.15	\$56,897,786.41	\$2,236,069.39	\$710.26	\$0.00	\$2,236,779.65
20500 - Road and Bridge Construction	-\$18,008,487.24	\$44,411.56	\$1,012,378.91	-\$18,976,454.59				
30000 - USDA-WIC	\$0.00	\$0.00	\$0.00	\$0.00				
30100 - TDHS Women Infants & Children	-\$276,217.36	\$42,394.19	\$133,522.95	-\$367,346.12				
30200 - USDA-WIC Peer Counseling	\$0.00	\$0.00	\$0.00	\$0.00				
30300 - USDA-WIC Registered Diet	\$0.00	\$0.00	\$0.00	\$0.00				
30400 - USDA-WIC Lactation Reimb.	\$0.00	\$0.00	\$0.00	\$0.00				
30500 - HHS-PPCPS-CRI	-\$10,527.82	\$1,645.68	\$5,876.61	-\$14,758.75				
30600 - HHS-BRHLO-Comm, Rural Hlth	-\$6,935.17	\$1,534.08	\$611.04	-\$6,012.13				
30700 - HHS-PPCPS-HAZARDS	-\$31,649.24	\$6,114.84	\$18,081.10	-\$43,615.50				
30701 - HHS-CPS/EBOLA-PHEP	-\$5,175.09	\$1,970.36	\$0.00	-\$3,204.73				
30702 - HHS-CPS/UNIQUE	\$3,673.25	\$0.00	\$1,303.33	\$2,369.92				
30710 - HHS-INFECTIOUS_DIS_CONTRL_UNIT	-\$13,205.06	\$7,391.73	\$7,348.39	-\$13,161.72				
30800 - HHS-CPS-Title IV-E-FCM	-\$41,891.17	\$2,656.85	\$9,845.48	-\$49,079.80				
30850 - HHS-CPS-Title IV-E Legal Svcs	-\$76,447.76	\$11,514.40	\$31,984.49	-\$96,917.85				
30900 - HHS-TJPC-Title IV-E FosterCare	\$0.00	\$0.00	\$0.00	\$0.00				
31100 - DHS-Repetitive Flood Claims	\$0.00	\$0.00	\$0.00	\$0.00				
31200 - DHS-EOC-Retrofit Project	\$0.00	\$0.00	\$0.00	\$0.00				
31300 - DHS-Buffer Zone Protection	\$0.00	\$0.00	\$0.00	\$0.00				
31500 - DHS-St Homeland Sec-UASI	-\$78,442.29	\$40,593.23	\$653.92	-\$38,502.98				
31600 - DHS-St Homeland Security	\$0.00	\$0.00	\$0.00	\$0.00				
31610 - DHS-Homeland Sec Grant Prg	\$0.00	\$0.00	\$0.00	\$0.00				
32005 - HUD-FY05-Section 8 Housing-ADM	\$33,148.85	\$0.00	\$0.00	\$33,148.85				
32006 - HUD-FY06-Section 8 Housing-ADM	\$105,260.46	\$0.00	\$0.00	\$105,260.46				
32007 - HUD-FY07-Section 8 Housing-ADM	\$19,030.53	\$0.00	\$0.00	\$19,030.53				
32008 - HUD-FY08-Section 8 Housing-ADM	\$37,632.65	\$0.00	\$0.00	\$37,632.65				
32009 - HUD-FY09-Section 8 Housing-ADM	\$82,533.98	\$0.00	\$0.00	\$82,533.98				
32010 - HUD-FY10-Section 8 Housing-ADM	\$119,587.37	\$0.00	\$0.00	\$119,587.37				
32011 - HUD-FY11-Section 8 Housing-ADM	\$89,626.80	\$0.00	\$0.00	\$89,626.80				
32012 - HUD-FY12-Section 8 Housing-ADM	\$35,559.31	\$0.00	\$0.00	\$35,559.31				
32013 - 2013-Section8-Adm	\$231,538.53	\$120,078.74	\$103,403.58	\$248,213.69				
32110 - HUD-FY10-Section 8 Housing-HAP	\$86,763.65	\$0.00	\$0.00	\$86,763.65				
32113 - 2013-Section 8-HAP	-\$39,714.51	\$0.00	\$45,904.00	-\$85,618.51				
32211 - HUD-CDBG-2011	\$0.00	\$0.00	\$0.00	\$0.00				
32212 - HUD-CDBG-PY2012	\$0.00	\$0.00	\$0.00	\$0.00				
32213 - CDBG	-\$6,635.92	\$75,912.92	\$84,653.91	-\$15,376.91				
32214 - HOME	-\$9,763.49	\$28,155.19	\$21,122.22	-\$2,730.52				
32215 - ESG	-\$5,057.47	\$12,440.84	\$8,476.81	-\$1,093.44				
32600 - HUD-Texas CDBG	-\$5,642.54	\$639,803.22	\$628,392.15	\$5,768.53				
33000 - USDOJ-CJD-Juv Incentive Block	-\$142.02	\$0.00	\$0.00	-\$142.02				
33200 - USDOJ-Crime Vict Assist-VOCA	-\$12,520.67	\$13,672.62	\$13,742.54	-\$12,590.59				
33250 - USDOJ-CSCD-Victim Svcs Prg	-\$14,548.95	\$13,578.22	\$11,779.05	-\$12,749.78				
33300 - USDOJ-Drug Court Program	-\$49,116.11	\$9,108.04	\$39,379.29	-\$79,387.36				
33310 - USDOJ-DWI Court Program	-\$13,738.82	\$6,276.57	\$13,311.59	-\$20,773.84				
33500 - USDOJ-DEA-Narcotics OT Exp	\$190.68	\$0.00	\$0.00	\$190.68				
33900 - USDOJ-SCAAP	\$105,475.09	\$0.00	\$0.00	\$105,475.09				
34100 - DOI-Mutual Fire Prot, Dis A	\$15.53	\$0.00	\$0.00	\$15.53				
34200 - DOI-Parks Boating Access	-\$239,155.55	\$170,629.53	\$0.00	-\$68,526.02				
34250 - DOI-Swan Lake Boat Ramp	\$0.00	\$0.00	\$0.00	\$0.00				
34400 - USDOT-CR 257 Repairs	\$0.00	\$0.00	\$0.00	\$0.00				
34600 - FEMA-Welfare-CONV	-\$21,163.61	\$0.00	\$0.00	-\$21,163.61				
34700 - IMLS-Library Mobile Proj Rnd 2	\$0.00	\$0.00	\$0.00	\$0.00				

Fund	Cash				Investments			
	Opening GL Balance	GL Debit	GL Credit	GL Ending Balance	Opening GL Balance	GL Debit	GL Credit	GL Ending Balance
34820 - USDC-SLP Dune Walkover	\$0.00	\$0.00	\$0.00	\$0.00				
34850 - USTREAS-Restore Act Projects	-\$349,740.02	\$0.00	\$0.00	-\$349,740.02				
34860 - DOI-Parks - CIAP Grant	-\$6,104.55	\$0.00	\$262.00	-\$6,366.55				
34912 - USDOT-1212ANGLE-Wildlife	\$0.00	\$0.00	\$0.00	\$0.00				
34913 - TXDOT 1312ANGLE-APRON	\$0.00	\$0.00	\$0.00	\$0.00				
34914 - TXDOT 1412ANGLE-APRON-CONSTRUC	\$0.00	\$0.00	\$0.00	\$0.00				
34915 - TXDOT-15HGANGLE-HANGAR	\$656,291.18	\$0.00	\$0.00	\$656,291.18				
34950 - USDOT-Terminal Building	\$0.00	\$0.00	\$0.00	\$0.00				
35000 - TJJ- State Aid	\$40,507.40	\$51,880.13	\$209,873.96	-\$117,486.43				
35650 - TJPC-JJAEP-Boot Camp-8/31	-\$247,967.72	\$21,902.87	\$78,084.62	-\$304,149.47				
35800 - TJPC-JJAEP-Boot Camp-7/31	\$0.00	\$0.00	\$0.00	\$0.00				
35900 - TJJ- Mental Health Services	\$0.00	\$0.00	\$0.00	\$0.00				
36100 - TCEQ-LIRAP Prg	\$934,076.00	\$0.00	\$0.00	\$934,076.00				
36200 - TCEQ-Env Education Kits	\$3,325.48	\$0.00	\$0.00	\$3,325.48				
36400 - TCEQ-Local Initiatives Prg	\$0.00	\$0.00	\$0.00	\$0.00				
36801 - TXDOT-CR 48 PROJECT	-\$86,504.21	\$0.00	\$1,193.40	-\$87,697.61				
37000 - OAG-VAG Grant	-\$8,026.56	\$6,481.21	\$5,025.60	-\$6,570.95				
37200 - DFPS-CPS-Title IV-B-Concr Svc	\$0.00	\$0.00	\$249.63	-\$249.63				
37300 - TDHCA-Amy Young Barrier Remova	\$0.00	\$0.00	\$0.00	\$0.00				
37400 - TDH-Immunization	-\$26,142.97	\$7,415.68	\$19,939.53	-\$38,666.82				
37800 - OAG-Regional Juv Mental Hlth S	-\$9,900.00	\$0.00	\$735.00	-\$10,635.00				
37913 - TXDOT-M312ANGLE-FY13RAMP	-\$270.68	\$0.00	\$0.00	-\$270.68				
37914 - TXDOT-M212ANGLE-FY14RAMP	\$0.00	\$0.00	\$0.00	\$0.00				
37915 - TXDOT-FY15RAMP	\$0.00	\$0.00	\$0.00	\$0.00				
37916 - TXDOT-M1612ANGL-FY16RAMP	-\$26,091.79	\$0.00	\$7,585.00	-\$33,676.79				
38000 - Emergency Mgmt-Fire Code	\$9,452.21	\$7,497.88	\$9,879.62	\$7,070.47				
38010 - Economic Development Tax Abate	\$90,230.66	\$110,950.00	\$0.00	\$201,180.66				
38100 - Vital Statistics Fee	\$4,355.53	\$261.97	\$723.52	\$3,893.98				
38110 - Records Management-Co. Clk.	\$824,846.14	\$51,975.91	\$10,862.18	\$865,959.87	\$906,842.31	\$216.89	\$0.00	\$907,059.20
38120 - Records Archive-Co Clk	\$603,183.38	\$44,165.74	\$50,623.71	\$596,725.41				
38200 - Civ,Crim,Prob Records Mgmt	\$83,102.54	\$9,424.43	\$4,361.38	\$88,165.59	\$299,216.33	\$71.54	\$0.00	\$299,287.87
38210 - County Graffiti Eradication	\$2,541.55	\$50.00	\$50.00	\$2,541.55				
38220 - Cnty,District Court Technology	\$86,660.30	\$2,264.50	\$523.30	\$88,401.50				
38230 - Record Preservation-Cty,DstClk	\$315,812.62	\$6,394.25	\$2,502.43	\$319,704.44				
38300 - Child Abuse Prevention Fund	\$11,544.90	\$420.14	\$218.53	\$11,746.51				
38310 - Family Protection Fund	\$36,841.91	\$3,168.57	\$1,219.99	\$38,790.49				
38320 - Records Management-Dist. Clk.	\$23,036.14	\$6,120.93	\$7,164.66	\$21,992.41				
38330 - Records Archive-District Clerk	\$88,587.98	\$6,531.10	\$2,468.54	\$92,650.54				
38400 - JP Building Security Fund	\$134,712.61	\$2,277.74	\$704.77	\$136,285.58				
38410 - Justice Court Technology Fund	\$181,939.48	\$9,155.90	\$3,819.98	\$187,275.40				
38500 - Financial Security	\$427,103.79	\$17,954.33	\$4,077.98	\$440,980.14				
38600 - LEOSE	\$76,409.18	\$0.00	\$317.00	\$76,092.18				
38710 - D A Hot Check Collection	\$29,132.06	\$277.76	\$4,550.89	\$24,858.93				
38720 - D A Supplemental	\$9,227.44	\$399.95	\$1,852.66	\$7,774.73				
38730 - D A Forfeiture, CCP Chapter 59	\$45,734.49	\$17,431.03	\$1,852.37	\$61,313.15				
38810 - Voter Registration-Tax Office	-\$151.96	\$429.00	\$75.98	\$201.06				
38820 - Special Inv,Dealer Escrow-Tax	\$30,088.52	\$3,379.89	\$4,521.92	\$28,946.49	\$29,561.14	\$7.07	\$0.00	\$29,568.21
38830 - Scofflaw Fees, TTC Sect 502.01	\$400.00	\$30.00	\$0.00	\$430.00				
38910 - Election Services Contract	\$86,310.04	\$0.00	\$6,825.73	\$79,484.31				
38920 - Elections - HAVA Equip. Rental	\$161,556.78	\$0.00	\$0.00	\$161,556.78				
39100 - Sheriff Contraband Forfeiture	\$587,842.48	\$0.00	\$1,319.70	\$586,522.78				
39110 - Braz Cnty Narcotics Task Force	\$288,647.18	\$6,000.00	\$18,838.41	\$275,808.77				
39120 - Sheriff Commissary Fund	\$229,097.46	\$96,235.25	\$47,644.24	\$277,688.47				
39130 - Sheriff-Federal Forfeiture	\$203,953.68	\$0.00	\$161.00	\$203,792.68				
39200 - Juvenile Case Manager Fund	\$4,474.31	\$328.30	\$94.65	\$4,707.96				
39210 - CSCD-Bond Supervision	-\$9,480.37	\$2,360.80	\$4,424.55	-\$11,544.12				
39300 - Reliant Energy CARE Program	\$31,117.19	\$0.00	\$424.00	\$30,693.19				
39310 - UnitedWay-Emergency Assistance	\$3,565.35	\$15,000.00	\$3,375.40	\$15,189.95				
39400 - Book Sale	\$2,992.99	\$1,730.30	\$0.00	\$4,723.29				
39410 - Library-Special Projects	\$165,146.10	\$818.14	\$4,940.31	\$161,023.93				
39500 - SEP-Wastewater-EnvHlth-TCEQ	-\$4,706.78	\$0.00	\$0.00	-\$4,706.78				
39600 - SEP-Parks-TCEQ	\$0.00	\$0.00	\$0.00	\$0.00				
39610 - Parks Improvements	\$0.00	\$0.00	\$0.00	\$0.00				
39620 - Shoreline Rest. Task Force	\$4,475.29	\$0.00	\$0.00	\$4,475.29				
39630 - 2006 GoM Energy Security Act	\$52,352.82	\$0.00	\$0.00	\$52,352.82				
39700 - Lateral Road Fund	\$0.00	\$0.00	\$0.00	\$0.00				
39710 - Road & Bridge, Ch 152, Tx Code	\$0.00	\$0.00	\$0.00	\$0.00				
39720 - Special Projects	\$0.00	\$0.00	\$0.00	\$0.00				

Fund	Cash				Investments			
	Opening GL Balance	GL Debit	GL Credit	GL Ending Balance	Opening GL Balance	GL Debit	GL Credit	GL Ending Balance
39762 - Vivian St Lazy Oaks Spec Asses	\$1,266.04	\$0.00	\$0.00	\$1,266.04				
39800 - Law Library	\$141,146.86	\$31,642.06	\$38,285.43	\$134,503.49	\$205,710.93	\$49.22	\$0.00	\$205,760.15
39900 - Mosquito Control District	\$2,942,090.79	\$423,002.92	\$117,896.60	\$3,247,197.11	\$618,991.01	\$148.03	\$0.00	\$619,139.04
40000 - 2003 Cert of Oblig-I,S	\$1,102,790.43	\$134,439.95	\$926,100.00	\$311,130.38	\$18,364.10	\$4.44	\$0.00	\$18,368.54
41000 - 2006 Cert of Oblig-I,S	\$895,555.32	\$154,129.34	\$956,017.71	\$93,666.95	\$460,835.16	\$110.22	\$0.00	\$460,945.38
42000 - 2012 Cert of Oblig-I,S	\$823,402.58	\$153,458.29	\$554,925.00	\$421,935.87				
43000 - Tax Notes, Series 2013 I&S	\$339,568.91	\$53,020.36	\$313,451.07	\$79,138.20				
44000 - Toll Road - I&S	\$0.00	\$1,721,090.38	\$0.00	\$1,721,090.38				
45000 - Road Bonds-Mobility-I,S	\$3,755,156.04	\$517,807.72	\$2,773,707.30	\$1,499,256.46	\$131,181.02	\$31.39	\$0.00	\$131,212.41
45100 - Mobility-BuildAmerica-I,S	\$8,014.68	\$0.00	\$364,136.85	-\$356,122.17				
46000 - Sheriff, Det Complex-I,S	\$712,388.20	\$2,921.39	\$0.00	\$715,309.59	\$1,176,306.33	\$281.40	\$0.00	\$1,176,587.73
51000 - 2006 Certificate of Obligation	\$648,225.21	\$0.00	\$0.00	\$648,225.21	\$0.00	\$0.00	\$0.00	\$0.00
51100 - Braz Cnty Toll Rd Construction	-\$145,604.24	\$0.00	\$0.00	-\$145,604.24				
52000 - 2012 Cert of Oblig,C,M	-\$1,769,549.98	\$0.00	\$321,741.14	-\$2,091,291.12	\$4,498,982.68	\$1,731.34	\$0.00	\$4,500,714.02
53000 - Tax Notes, Series 2013 C&M	-\$379,221.30	\$0.00	\$0.00	-\$379,221.30	\$3,957,707.50	\$1,523.02	\$0.00	\$3,959,230.52
55000 - Mobility Plan	\$1,472,622.59	\$0.00	\$0.00	\$1,472,622.59				
55100 - Mobility-BuildAmericaBonds	\$0.00	\$0.00	\$0.00	\$0.00				
57000 - Hwy 6 ROW Acquisition-C,M	-\$101,769.81	\$101,879.25	\$0.00	\$109.44	\$101,879.25	\$0.00	\$101,879.25	\$0.00
57200 - Ring of Honor	\$31,690.92	\$300.00	\$0.00	\$31,990.92				
60500 - Airport Operating	-\$64,930.20	\$83,497.11	\$149,039.76	-\$130,472.85				
61100 - Braz Cnty Toll Rd Authority	\$0.00	\$0.00	\$48,284.22	-\$48,284.22				
71000 - Health Care Benefits	\$1,043,024.01	\$1,277,427.62	\$1,355,410.66	\$965,040.97				
72000 - Employee Health Clinic	-\$128,615.16	\$140.00	\$115,406.44	-\$243,881.60				
73000 - Insurance Reserve	\$502,311.55	\$0.00	\$0.00	\$502,311.55	\$848,621.08	\$202.99	\$0.00	\$848,824.07
81000 - B Cnty Groundwatr Conserv Dist	\$1,034,173.22	\$40,991.74	\$23,557.06	\$1,051,607.90				
81100 - Braz Cnty Toll Road Authority	-\$214,637.34	\$0.00	\$96,006.68	-\$310,644.02				
81200 - BrazCntyFreshwaterSupplyDist2	\$0.00	\$0.00	\$0.00	\$0.00				
81500 - CSCD-Sub Abuse-Outpatient-DP	-\$1,941.78	\$4,682.41	\$35,754.99	-\$33,014.36				
81600 - CSCD-TAIP Treatment Alter.	-\$1,235.00	\$0.00	\$8,796.00	-\$10,031.00				
81700 - CSCD-Mental Health Caseloads	-\$4,324.86	\$4,549.44	\$12,724.94	-\$12,500.36				
81800 - CSCD-Supervision Program	\$1,199,829.27	\$402,917.04	\$434,518.88	\$1,168,227.43				
81850 - CSCD-Evidence Based Assessment	\$0.00	\$0.00	\$0.00	\$0.00				
81900 - CSCD-Comm Corr-Op Hab Caseload	\$24,578.84	\$6,417.21	\$19,532.42	\$11,463.63				
82000 - CSCD-Comm Corr-Life	\$0.00	\$0.00	\$0.00	\$0.00				
82100 - CSCD-Comm Corr-Sex Offender	\$12,668.08	\$6,926.28	\$17,024.18	\$2,570.18				
82200 - CSCD-Comm Corr-Substance Abuse	\$18,901.11	\$5,366.58	\$15,984.25	\$8,283.44				
82300 - CSCD-Operation Habilitation DP	\$6,410.41	\$1,499.84	\$8,719.00	-\$808.75				
82400 - CSCD-New Caseload Reduction-DP	\$0.00	\$0.00	\$0.00	\$0.00				
88000 - Trust & Agency	\$0.00	\$0.00	\$0.00	\$0.00				
88200 - Brazos Mall	\$11,510.20	\$0.00	\$0.00	\$11,510.20				
88300 - SH288 @ CR 56 Overpass	\$0.00	\$0.00	\$0.00	\$0.00				
89000 - Historical Commission	\$2,647.54	\$0.00	\$2,000.00	\$647.54	\$13,624.72	\$3.29	\$0.00	\$13,628.01

**BRAZORIA COUNTY
PORTFOLIO REPORT
February 2016**

Current Date: 2/29/2016

Fund	Description	Type	CUSIP	Coupon	Settle Date	Maturity Date	First Call Date	Par Value	Purch Price	Purch Cost	Book Value	Mkt Price	Mkt Value	Days to Mat	YTM	Interest Earned
10000	FHLMC	Agency	3134G5AR6	1.000	07/07/14	07/07/17	01/07/15	2,000,000.00	100.000	2,000,000.00	2,000,000.00	1.0017	2,003,400.00	494	1.000	
10000	FHLMC	Agency	3134G6V26	1.250	06/29/15	06/29/18	12/29/15	2,000,000.00	100.000	2,000,000.00	2,000,000.00	1.0025	2,005,000.00	851	1.250	
10000	FHLMC	Agency	3134G6N82	1.125	06/15/15	02/20/18	08/20/15	2,000,000.00	100.000	2,001,562.50	2,000,000.00	1.0015	2,003,000.00	722	1.125	11,250.00
10000	FFCB	Agency	3133EE3P3	1.200	07/13/15	07/13/18	07/13/16	2,000,000.00	100.000	2,000,000.00	2,000,000.00	1.0026	2,005,200.00	865	1.200	
10000	FHLB	Agency	3130A5Z51	1.250	08/17/15	08/17/18	08/17/16	2,000,000.00	100.000	2,000,000.00	2,000,000.00	1.0033	2,006,600.00	900	1.250	12,500.00
10000	FFCB	Agency	3133EFKW6	1.010	10/26/15	10/26/18	10/26/16	2,000,000.00	100.000	2,000,000.00	2,000,000.00	0.9982	1,996,400.00	970	1.010	
10000	FHLMC	Agency	3134G72V2	1.100	10/29/15	10/29/18	01/29/16	2,000,000.00	100.000	2,000,000.00	2,000,000.00	1.0011	2,002,200.00	973	1.100	
10000	FNMA	Agency	3136G2U54	1.250	11/30/15	11/30/18	11/30/16	2,000,000.00	100.000	2,000,000.00	2,000,000.00	1.0047	2,009,400.00	1005	1.250	
10000	FHLB	Agency	3130A6WU7	1.500	12/28/15	12/28/18	06/28/16	2,000,000.00	100.000	2,000,000.00	2,000,000.00	1.0034	2,006,840.00	1033	1.500	
10000	FHLMC	Agency	3134G8GG8	1.600	01/29/16	01/29/19	04/29/16	2,000,000.00	100.000	2,000,000.00	2,000,000.00	1.0020	2,004,000.00	1065	1.600	
10000	FHLMC	Agency	3134G85H8	1.400	11/30/15	11/26/18	02/26/16	2,000,000.00	100.000	2,000,000.00						6688.89
997	TexPool	LGIP		0.300				60,801,840.60	100.000	60,801,840.60	60,801,840.60	100.00	60,801,840.60	1	0.300	14,259.89
998	Texas Class	LGIP		0.490				51,938,321.05	100.000	51,938,321.05	51,938,321.05	100.00	51,938,321.05	1	0.490	17,146.78
999	Depository	Cash		0.500				42,164,729.37	100.000	42,164,729.37	42,164,729.37	100.00	42,164,729.37	1	0.500	15,649.21
								176,904,891.02	176,904,891.02	176,904,891.02	174,904,891.02	174,946,931.02	102	0.511	77,494.77	

This report is presented in accordance with the Texas Government Code Title 10 Section 2256.023 and complies with the Investment Strategy of Brazoria County's Investment Policy and I certify that to the best of my knowledge the above is true and correct.

Cathy Campbell

Cathy Campbell, CFT, CIO
Brazoria County Treasurer

**BRAZORIA COUNTY
DATA SUMMARY
February 2016**

Type Breakdown:	Book Value	Percent	Wtd Avg Mat	Wtd Avg Yield
LGIP	112,740,161.65	64.46%	1	0.388
Agency	20,000,000.00	11.43%	888	1.229
Cash	42,164,729.37	24.11%	1	0.500
	174,904,891.02	100.00%	102	0.511

Issuer Breakdown:	Book Value	Percent	Wtd Avg Mat	Wtd Avg Yield
FNMA	2,000,000.00	1.14%	1005	1.250
FHLB	4,000,000.00	2.29%	967	1.375
FHLMC	10,000,000.00	5.72%	821	1.215
-	-			
FFCB	4,000,000.00	2.29%	918	1.105
-	-			
TexPool	60,801,840.60	34.76%	1	0.300
Texas Class	51,938,321.05	29.70%	1	0.490
Depository	42,164,729.37	24.11%	1	0.500
	174,904,891.02	100.00%	102	0.511

Fund Breakdown:	Book Value	Percent	Wtd Avg Mat	Wtd Avg Yield
10000	20,000,000.00	11.43%	888	1.229
20500	-			
997	60,801,840.60	34.76%	1	0.300
998	51,938,321.05	29.70%	1	0.490
999	42,164,729.37	24.11%	1	0.500
	174,904,891.02	100.00%	102	0.511

Maturity Breakdown:	Book Value	Percent
Less Than 90 Days	154,904,891.02	88.57%
90 to 180 Days	-	0.00%
181 to 365 Days	-	0.00%
More Than 365 Days	20,000,000.00	11.43%
	174,904,891.02	100.00%

BRAZORIA COUNTY
Summary Investment Report
For the Period Ending 02/29/2016

Total Portfolio Summary			
	Current Month 02/29/16	Prior Month 1/30/2016	Change From Prior
Book Value	174,904,891.02	190,838,535.57	(15,933,644.55)
Market Value	174,946,931.02	190,872,675.57	(15,925,744.55)
Market Value%	100.02%	100.02%	0.01%
Weighted Average Maturity - Days	102 days	108 days	(5)
Weighted Average Yield	0.511%	0.50%	0.01%

Portfolio Composition by Fund			
Fund Name	2/29/2016 Book Value	Wtd Avg Yield	Wtd Avg Maturity
10000	20,000,000.00	1.229%	888
20500	-		
997	60,801,840.60	0.300%	1
998	51,938,321.05	0.490%	1
999	42,164,729.37	0.500%	1
TOTALS:	174,904,891.02	0.511%	102 days

