



orig.

CATHY CAMPBELL, CCT, CIO
BRAZORIA COUNTY TREASURER

111 E. Locust, Room 305 Angleton, Texas 77515-4654
979-864-1353 FAX 979-864-1680

Attached is the Monthly Treasurer's Report submitted by Cathy Campbell,
Brazoria County Treasurer for the month of JANUARY 2016. This report is in
compliance with the Local Government Code Sec. 114.026 and contains:

Commissioners' Court Affidavit: 114.026 (d)
Monies received and disbursed: 114.026 (a) (1)
Debts due to* and owed by the county: 114.026 (a) (2)
All other proceedings in the Treasurer's office: 114.026 (a) (3)
Brazoria County general ledger fund activity: 114.026 (c)

Brazoria County Investment Portfolio for JANUARY 2016: 2256.023

Note: debts due to the County are reported to the Court separately by collecting offices

"I CERTIFY THAT TO THE BEST OF MY KNOWLEDGE THE ATTACHED
ARE TRUE AND CORRECT."

Cathy Campbell, CCT, CIO
Brazoria County Treasurer

original


MINUTES OF COUNTY FINANCES
TREASURER'S MONTHLY REPORT
AFFIDAVIT
COMMISSIONERS' COURT APRIL 12, 2016

BEFORE ME, the undersigned authority, a Notary Public in and for Brazoria County, Texas, on this day personally appeared the Members of Brazoria County Commissioners' Court and who after being duly sworn upon their oaths do hereby state as follows:


The requirements of Subsection (c) of the Texas Local Government Code §114.026 have been met and that we have reviewed and examined the Monthly Report of: **CATHY CAMPBELL**, Treasurer of Brazoria County, Texas for JANUARY 2016.

Further, having taken reasonable steps to ensure its accuracy as presented, approve the report and enter this order into the minutes which state total cash and other assets in the custody of the County Treasurer at the time of the examination to be \$190,838,535.57.


The Treasurer's report and this affidavit will be published on the Brazoria County website.




L.M. "Matt" Sebesta, Jr.
County Judge




Donald W. "Dude" Payne
Commissioner Precinct 1



Ryan Cade
Commissioner Precinct 2




Stacy L. Adams
Commissioner Precinct 3



David R. Linder
Commissioner Precinct 4

SUBSCRIBED AND SWORN TO BEFORE ME THIS 12th DAY OF APRIL 2016.





Notary Public in and for Brazoria County, Texas
My Commission Expires: 2-22-20

BRAZORIA COUNTY Bank Account Activity and Interest Report for January 2016

Account	Ending Bank Balance 12/31/2015	Deposits and Other Credits Received	Checks and Other Debits Disbursed	Ending Bank Balance 01/30/2016	MONTHLY Interest Earned
FIRST NATIONAL BANK OF LAKE JACKSON					
Tax Assessor/Collector GOVPAY Acct	816,911.76	1,075,252.64	(980,104.93)	912,059.47	301.54
Tax Assessor/Collector Veh Inventory Prop Tax Payroll	1,899,142.54	199,325.54	(1,761,440.46)	337,027.62	638.85
Operating	1,780,491.40	7,526,293.32	(8,033,540.31)	1,273,244.41	781.55
Jury Fund	26,031,434.66	32,355,887.94	(17,098,868.50)	41,288,454.10	14,362.38
Tax Assessor/Collector Boat Sales Tax *	287,926.00	70.00	(11,715.00)	276,281.00	135.31
County Clerk Trust Fund	2,490.60	25,194.36	(23,526.32)	4,158.64	2.08
District Clerk Trust Fund	1,893,216.54	34,828.01	(46,391.23)	1,881,653.32	805.12
Tax Assessor/Collector Motor Vehicle Acct	1,787,279.14	597,815.55	(601,866.07)	1,783,228.62	760.85
Tax Assessor/Collector Boat Collections	633,779.72	6,244,208.84	(6,155,760.25)	722,228.31	299.45
Tax Assessor/Collector Sales Tax Account *	24,051.80	25,910.69	(26,745.60)	23,216.89	7.96
Sheriff Barber Shop Education Training Program *	116,320.98	4,185,228.78	(3,177,944.18)	1,123,605.58	239.81
Comptroller Direct Deposit	59,002.07	496.03	(779.35)	58,718.75	25.03
Sheriff's Dept Narcotic Unit-Operations	1,166,422.46	763,235.92	(1,605,175.00)	324,483.38	257.39
Comm. Super & Corrections Dept. Restitution Acct	3,420.78	0.00	(2,868.61)	552.17	0.83
District Atty Check Collection Account	124,687.35	34,975.38	(25,671.14)	133,991.59	56.06
Tax Assessor/Collector Tax Account	18,351.32	9,489.91	(14,324.03)	13,517.20	6.22
Employee Benefit Trust Fund *	14,399,122.29	164,089,639.55	(152,875,562.00)	25,613,199.84	418.36
Investment Acct	352,170.55	2,154,276.23	(1,539,874.05)	966,572.73	399.50
Credit Card Account	-	2,082,000.00	(2,082,000.00)	0.00	686.46
E-Filing / E-Recording	711,713.18	407,816.39	(517,154.12)	602,375.45	309.73
Build America Bonds Fund* (Acct. Closed June 2015)	62,915.80	220,319.68	(218,428.48)	64,807.00	31.05
Parks Credit Card	-	31,477.30	(27,524.20)	0.00	0.00
Juvenile Restitution Account	8,800.90	2,954.67	(960.31)	12,754.00	8.32
First National Bank of Lake Jackson Totals	52,181,860.47	222,066,696.73	(196,828,224.14)	77,420,333.06	20,534.89
TOTAL Interest Earning Accounts EOM Balance				77,420,333.06	20,534.89
				<u>1,790,646.23</u>	
				<u>79,210,979.29</u>	

Accounts at the bank NOT included above: Sheriff, County and District Clerks Cash Bonds; TCDBG-IKE; Inmate Trust; TCEQ and Bail Bond Security

This report is presented in accordance with The Texas Government Code Title 4 Sec. 114.026 (a)(1) and I certify that to the best of my knowledge the above is the true and correct cash balance remaining in the Treasurer's custody.



Cathy Campbell, CCT, CIO
Brazoria County Treasurer



Brazoria County Bond Payments - January 2016

	<u>INTEREST</u>	<u>PRINCIPAL</u>	<u>BAB SUBSIDY</u>	<u>TOTAL</u>
Series 2006 - Certificates of Obligation	0.00	0.00		0.00
Series 2006 - Unlimited Tax Road Bonds	0.00	0.00		0.00
Series 2008 - Unlimited Tax Road Bonds	0.00	0.00		0.00
Series 2010A - Unlimited Tax Road Bonds	0.00	0.00		0.00
Series 2010B - Unlimited Tax Road Bonds (BAB)	0.00	0.00	0.00	0.00
Series 2012 - General Obligation Refnd Bonds	0.00	0.00		0.00
Series 2012 - Certificates of Obligation	0.00	0.00		0.00
Series 2012 - Unlimited Tax Road Bonds	0.00	0.00		0.00
Series 2013 - Limited Tax Notes	63,453.00	250,000.00		313,453.00
TOTAL PAYMENTS	63,453.00	250,000.00	0.00	313,453.00

The following pages show the remaining bond payments to be made by Brazoria County.

This report is presented in accordance with The Texas Government Code Title 4 Sec. 114.026 (a)(2)

Cathy Campbell, CCT, CIO
Brazoria County Treasurer

BRAZORIA COUNTY, TEXAS
Series 2006 - Unlimited Tax Road Bonds
Remaining Payment Schedule

FISCAL YEAR	INTEREST 1-Mar	PRINCIPAL 1-Mar	INTEREST 1-Sep	TOTAL PAYMENT
2016	244,000.00	625,000.00	230,718.75	1,099,718.75
2017	230,718.75	650,000.00	216,093.75	1,096,812.50
2018	216,093.75	680,000.00	200,793.75	1,096,887.50
2019	200,793.75	715,000.00	184,706.25	1,100,500.00
2020	184,706.25	745,000.00	166,081.25	1,095,787.50
2021	166,081.25	785,000.00	146,456.25	1,097,537.50
2022	146,456.25	825,000.00	125,831.25	1,097,287.50
2023	125,831.25	870,000.00	104,081.25	1,099,912.50
2024	104,081.25	915,000.00	80,062.50	1,099,143.75
2025	80,062.50	965,000.00	54,731.25	1,099,793.75
2026	54,731.25	1,015,000.00	28,087.50	1,097,818.75
2027	28,087.50	1,070,000.00		1,098,087.50
	1,781,643.75	9,860,000.00	1,537,643.75	13,179,287.50

Debt History:
Date of Receipt 1-Nov-06
Amount of Issue \$14,000,000
True Int Cost 4.487%

Paying Agent:
U.S. Bank
ABA routing # 091000022
St. Paul, MN 55486-2639

BRAZORIA COUNTY, TEXAS
Series 2006 - Certificate of Obligation Bonds
Remaining Payment Schedule

FISCAL YEAR	INTEREST 1-Mar	PRINCIPAL 1-Mar	INTEREST 1-Sep	TOTAL PAYMENT
2016	215,060.00	685,000.00	200,075.63	1,100,135.63
2017	200,075.63	715,000.00	185,060.63	1,100,136.26
2018	185,060.63	745,000.00	169,043.13	1,099,103.76
2019	169,043.13	775,000.00	152,090.00	1,096,133.13
2020	152,090.00	810,000.00	134,067.50	1,096,157.50
2021	134,067.50	850,000.00	115,155.00	1,099,222.50
2022	115,155.00	885,000.00	95,242.50	1,095,397.50
2023	95,242.50	930,000.00	74,317.50	1,099,560.00
2024	74,317.50	970,000.00	52,250.00	1,096,567.50
2025	52,250.00	1,020,000.00	26,750.00	1,099,000.00
2026	26,750.00	1,070,000.00	0.00	1,096,750.00
	1,419,111.89	9,455,000.00	1,204,051.89	12,078,163.78

Debt History:
Date of Receipt 1-Jun-06
Amount of Issue \$13,880,000
True Int Cost 4.506%

Paying Agent:
U.S. Bank
ABA routing # 091000022
St. Paul, MN 55486-2639

BRAZORIA COUNTY, TEXAS
Series 2010A - Unlimited Tax Road Bonds
Remaining Payment Schedule

FISCAL YEAR	INTEREST 1-Mar	PRINCIPAL 1-Mar	INTEREST 1-Sep	TOTAL PAYMENT
2016	36,478.00	835,000.00	26,041.00	897,519.00
2017	26,041.00	855,000.00	13,750.00	894,791.00
2018	13,750.00	880,000.00	0.00	893,750.00
Total	76,269.00	2,570,000.00	39,791.00	2,686,060.00

Debt History:
 Date of Receipt 1-Mar-10
 Amount of Issue \$6,200,000
 Total Int Cost 3.900%
Paying Agent:
 U.S. Bank
 ABA routing # 091000022
 St. Paul, MN 55486-2639

BRAZORIA COUNTY, TEXAS
Series 2010B - Unlimited Tax Road Bonds
(Build America Bonds)
Remaining Payment Schedule

FISCAL YEAR	INTEREST 1-Mar	PRINCIPAL 1-Mar	INTEREST 1-Sep	BAB's SUBSIDY	TOTAL PAYMENT
2016	364,137.00		364,137.00	(236,288.00)	491,986.00
2017	364,137.00		364,137.00	(236,288.00)	491,986.00
2018	364,137.00		364,137.00	(236,288.00)	491,986.00
2019	343,234.00	910,000.00	343,234.00	(229,499.45)	1,387,871.55
2020	321,056.00	935,000.00	321,056.00	(215,522.25)	1,383,767.75
2021	321,056.00	965,000.00	297,201.00	(200,587.30)	1,382,689.70
2022	297,201.00	1,000,000.00	271,981.00	(184,665.41)	1,384,516.59
2023	271,981.00	1,030,000.00	245,232.00	(167,804.59)	1,379,408.41
2024	245,232.00	1,070,000.00	216,909.00	(149,937.03)	1,382,203.97
2025	216,909.00	1,105,000.00	187,107.00	(131,078.95)	1,377,937.05
2026	187,107.00	1,145,000.00	152,608.00	(110,217.13)	1,374,497.87
2027	152,608.00	1,195,000.00	116,603.00	(87,342.82)	1,376,868.18
2028	116,603.00	1,240,000.00	79,242.00	(63,539.95)	1,372,305.05
2029	79,242.00	1,290,000.00	40,374.00	(38,808.22)	1,370,807.78
2030	40,374.00	1,340,000.00		(13,098.94)	1,367,275.06
Total	3,725,095.00	13,225,000.00	3,363,958.00	(2,300,966.03)	18,016,086.97

Debt History:
 Date of receipt 1-Mar-10
 Amount of issue \$13,225,000.00
 True Int Cost 3.580%
Paying Agent:
 U.S. Bank
 ABA routing # 091000022
 St Paul, MN 55486-2639

BRAZORIA COUNTY, TEXAS
Series 2008 - Unlimited Tax Road Bonds
Remaining Payment Schedule

FISCAL YEAR	INTEREST 1-Mar	PRINCIPAL 1-Mar	INTEREST 1-Sep	TOTAL PAYMENT
2016	127,882.50	350,000.00	121,320.00	599,202.50
2017	121,320.00	365,000.00	114,248.13	600,568.13
2018	114,248.13	380,000.00	106,648.13	600,896.26
2019	106,648.13	395,000.00	98,748.13	600,396.26
2020	98,748.13	410,000.00	90,343.13	599,091.26
2021	90,343.13	430,000.00	81,313.13	601,656.26
2022	81,313.13	445,000.00	71,856.88	598,170.01
2023	71,856.88	465,000.00	61,859.38	598,716.26
2024	61,859.38	485,000.00	51,250.00	598,109.38
2025	51,250.00	510,000.00	40,093.75	601,343.75
2026	40,093.75	530,000.00	28,500.00	598,593.75
2027	28,500.00	555,000.00	14,625.00	598,125.00
2028	14,625.00	585,000.00		599,625.00
	1,008,688.16	5,905,000.00	880,805.66	7,794,493.82

Debt History:
Date of Receipt 1-Jul-08
Amount of Issue \$8,000,000
True Int Cost 4.410%

Paying Agent:
U.S. Bank
ABA routing # 091000022
St. Paul, MN 55486-2639

BRAZORIA COUNTY, TEXAS
Series 2012 - General Obligation Refunding Bonds
Remaining Payment Schedule

FISCAL YEAR	INTEREST 1-Mar	PRINCIPAL 1-Mar	INTEREST 1-Sep	TOTAL PAYMENT
2016	41,100.00	885,000.00	27,825.00	953,925.00
2017	27,825.00	910,000.00	14,175.00	952,000.00
2018	14,175.00	945,000.00		959,175.00
	83,100.00	2,740,000.00	42,000.00	2,865,100.00

Debt History:
Date of Receipt 26-Jul-12
Amount of Issue \$4,435,000.00
True Int cost 1.360%

Paying Agent:
U.S. Bank
ABA routing # 091000022
St. Paul, MN 55486-2639

BRAZORIA COUNTY, TEXAS
Series 2012 - Unlimited Tax Road Bonds
Remaining Payment Schedule

FISCAL YEAR	INTEREST 1-Mar	PRINCIPAL 1-Mar	INTEREST 1-Sep	TOTAL PAYMENT
2016	122,250.00	360,000.00	118,650.00	600,900.00
2017	118,650.00	370,000.00	113,100.00	601,750.00
2018	113,100.00	380,000.00	107,400.00	600,500.00
2019	107,400.00	395,000.00	101,475.00	603,875.00
2020	101,475.00	405,000.00	95,400.00	601,875.00
2021	95,400.00	420,000.00	89,100.00	604,500.00
2022	89,100.00	430,000.00	82,650.00	601,750.00
2023	82,650.00	445,000.00	75,975.00	603,625.00
2024	75,975.00	455,000.00	69,150.00	601,125.00
2025	69,150.00	470,000.00	62,100.00	601,250.00
2026	62,100.00	485,000.00	54,825.00	601,925.00
2027	54,825.00	500,000.00	47,012.50	601,837.50
2028	47,012.50	515,000.00	38,643.75	600,656.25
2029	38,643.75	535,000.00	29,950.00	603,593.75
2030	29,950.00	550,000.00	20,668.75	600,618.75
2031	20,668.75	570,000.00	10,693.75	601,362.50
2032	10,693.75	590,000.00		600,693.75
	1,239,043.75	7,875,000.00	1,116,793.75	10,230,837.50

Debt History:
 Date of Receipt 26-Jul-12
 Amount of Issue \$8,575,000.00
 True Int cost 3.120%

Paying Agent:
 U.S. Bank
 ABA routing # 091000022
 St. Paul, MN 55486-2639

BRAZORIA COUNTY, TEXAS
Series 2012 - Certificates of Obligation
Remaining Payment Schedule

FISCAL YEAR	INTEREST 1-Mar	PRINCIPAL 1-Mar	INTEREST 1-Sep	TOTAL PAYMENT
2016	554,925.00		554,925.00	1,109,850.00
2017	554,925.00		554,925.00	1,109,850.00
2018	554,925.00	1,185,000.00	531,225.00	2,271,150.00
2019	531,225.00	1,230,000.00	509,700.00	2,270,925.00
2020	509,700.00	1,285,000.00	477,575.00	2,272,275.00
2021	477,575.00	1,350,000.00	443,825.00	2,271,400.00
2022	443,825.00	1,420,000.00	408,325.00	2,272,150.00
2023	408,325.00	1,495,000.00	370,950.00	2,274,275.00
2024	370,950.00	1,570,000.00	331,700.00	2,272,650.00
2025	331,700.00	1,650,000.00	290,450.00	2,272,150.00
2026	290,450.00	1,735,000.00	247,075.00	2,272,525.00
2027	247,075.00	1,825,000.00	201,450.00	2,273,525.00
2028	201,450.00	1,920,000.00	153,450.00	2,274,900.00
2029	153,450.00	2,000,000.00	118,450.00	2,271,900.00
2030	118,450.00	2,075,000.00	82,137.50	2,275,687.50
2031	82,137.50	2,145,000.00	44,600.00	2,271,737.50
2032	44,600.00	2,230,000.00		2,274,600.00
	5,875,687.50	25,115,000.00	5,320,762.50	36,311,450.00

Debt History:
 Date of Receipt 26-Jul-12
 Amount of Issue \$25,115,000.00
 True Int Cost 3.380%

Paying Agent:
 U.S. Bank
 ABA routing # 091000022
 St. Paul, MN 55486-2639

BRAZORIA COUNTY, TEXAS
Series 2013 - Limited Tax Notes
Remaining Payment Schedule

FISCAL YEAR	INTEREST 1-Feb	PRINCIPAL 1-Feb	INTEREST 1-Aug	TOTAL PAYMENT
2016			61,503.00	61,503.00
2017	61,503.00	250,000.00	59,553.00	371,056.00
2018	59,553.00	1,830,000.00	45,279.00	1,934,832.00
2019	45,279.00	2,955,000.00	23,010.00	2,923,289.00
2020	23,010.00	2,950,000.00		2,973,010.00
	189,345.00	7,985,000.00	189,345.00	8,263,690.00

Debt History:
Date of Receipt 19-Dec-13
Amount of Issue \$9,900,000.00
True Int cost 1.560%

Paying Agent:
Wells Fargo Bank, NA
ABA routing # 121000248
Houston, TX 77062



Cathy Campbell, CCT,CIO
BRAZORIA COUNTY TREASURER

Brazoria County Treasurer's Office Proceedings for January 2016

Activity	Count		Amount
Cash receipts issued:	162	\$	171,522.85
Treasurer Deposits:	67	\$	226,875.29
Healthcare Invoices processed:	18	\$	1,497,483.39
Retiree premium payments processed:	286	\$	46,042.00
<65 Retiree Prepaid 401h reimbursements processed:	100	\$	29,500.00
>65 Retiree Prepaid 401h reimbursements processed:	205	\$	38,850.00
Wire transfers executed:	65	\$	15,087,148.12
EFT files processed:	12	\$	5,389,605.85
Accounts Payable checks printed and distributed:	1413	\$	4,127,495.68
Jury checks printed and disbursed:	1102	\$	24,890.00
Payroll advices printed and distributed (est.):	1316		
Payroll checks printed and distributed:	52		
Stop payments issued:	45		
Positive Pay files processed:	35		
Journal Entries posted:	153		

Submitted for compliance with Local Government Code Sec. 114.026 subsection (a)(3)

I certify to the best of my knowledge the above is true and correct.

Cathy Campbell, CCT,CIO
Brazoria County Treasurer

Brazoria County Fund Balance Activity for January 2016

General Ledger Fund balances are of the last day of the month and may not include all journal entries and adjustments for that month.
 Bank accounts have been reconciled or, are in the process of being reconciled to general ledger since this report was generated.
 Submitted for compliance with Local Government Code Sec. 114.026 subsection (c).

Fund	Cash				Investments			
	Opening GL Balance	GL Debit	GL Credit	GL Ending Balance	Opening GL Balance	GL Debit	GL Credit	GL Ending Balance
10000 - General Fund	\$10,805,832.87	\$193,003,517.10	\$177,356,950.64	\$26,452,399.33	\$91,489,647.40	\$4,408,891.03	\$0.00	\$95,898,538.43
10100 - General Fund - Construction	-\$232,688.17	\$3,370.00	\$3,610.00	-\$232,928.17				
10200 - Juv Prob Fees	\$230,155.40	\$3,365.78	\$1,378.48	\$232,142.70				
10300 - Unclaimed Juvenile Restitution	\$3,387.88	\$0.00	\$0.00	\$3,387.88				
10400 - Env Health-Retail Food Permits	-\$15,249.68	\$7,036.93	\$12,621.62	-\$20,834.37				
10500 - District Clerk Contingency	\$330,078.89	\$2,316.81	\$1,005.15	\$331,390.55	\$253,027.44	\$57.46	\$0.00	\$253,084.90
10600 - Fire Training Field	\$59,334.09	\$0.00	\$0.00	\$59,334.09				
10700 - Parks Special Events	\$12,515.85	\$0.00	\$598.07	\$11,917.78				
10850 - CPS-Donations	\$21,109.05	\$1,022.00	\$48.50	\$22,082.55				
10900 - CPS-Bikes & Bears	\$111.52	\$0.00	\$0.00	\$111.52				
20000 - Road and Bridge Non-Construct	\$48,443,885.97	\$7,232,437.42	\$2,123,254.38	\$53,553,069.01	\$2,235,405.99	\$663.40	\$0.00	\$2,236,069.39
20500 - Road and Bridge Construction	-\$17,413,611.07	\$254,904.95	\$849,781.12	-\$18,008,487.24				
30000 - USDA-WIC	\$0.00	\$0.00	\$0.00	\$0.00				
30100 - TDSHS Women Infants & Children	-\$317,369.66	\$194,582.77	\$153,430.47	-\$276,217.36				
30200 - USDA-WIC Peer Counselling	\$0.00	\$0.00	\$0.00	\$0.00				
30300 - USDA-WIC Registered Diet	\$0.00	\$0.00	\$0.00	\$0.00				
30400 - USDA-WIC Lactation Reimb.	\$0.00	\$0.00	\$0.00	\$0.00				
30500 - HHS-PPCPS-CRI	-\$14,617.41	\$11,223.13	\$7,133.54	-\$10,527.82				
30600 - HHS-BRHLO-Comm, Rural Hlth	-\$14,980.31	\$9,176.84	\$1,131.70	-\$6,935.17				
30700 - HHS-PPCPS-HAZARDS	-\$45,914.09	\$35,863.61	\$21,598.76	-\$31,649.24				
30701 - HHS-CPS/EBOLA-PHEP	-\$6,527.46	\$3,082.95	\$1,730.58	-\$5,175.09				
30702 - HHS-CPS/UNIQUE	-\$0.00	\$4,227.77	\$554.52	\$3,673.25				
30710 - HHS-INFECTIOUS_DIS_CONTRL_UNIT	-\$9,404.03	\$3,427.78	\$7,228.81	-\$13,205.06				
30800 - HHS-CPS-Title IV-E-FCM	-\$30,627.44	\$8,190.99	\$19,454.72	-\$41,891.17				
30850 - HHS-CPS-Title IV-E Legal Svcs	-\$81,003.02	\$35,191.82	\$30,636.56	-\$76,447.76				
30900 - HHS-TJPC-Title IV-E FosterCare	\$0.00	\$0.00	\$0.00	\$0.00				
31100 - DHS-Repetitive Flood Claims	\$0.00	\$0.00	\$0.00	\$0.00				
31200 - DHS-EOC-Retrofit Project	\$0.00	\$0.00	\$0.00	\$0.00				
31300 - DHS-Buffer Zone Protection	\$0.00	\$0.00	\$0.00	\$0.00				
31500 - DHS-St Homeland Sec-UASI	-\$10,962.25	\$0.00	\$67,480.04	-\$78,442.29				
31600 - DHS-St Homeland Security	\$0.00	\$0.00	\$0.00	\$0.00				
31610 - DHS-Homeland Sec Grant Prg	\$0.00	\$0.00	\$0.00	\$0.00				
32005 - HUD-FY05-Section 8 Housing-ADM	\$33,148.85	\$0.00	\$0.00	\$33,148.85				
32006 - HUD-FY06-Section 8 Housing-ADM	\$105,260.46	\$0.00	\$0.00	\$105,260.46				
32007 - HUD-FY07-Section 8 Housing-ADM	\$19,030.53	\$0.00	\$0.00	\$19,030.53				
32008 - HUD-FY08-Section 8 Housing-ADM	\$37,632.65	\$0.00	\$0.00	\$37,632.65				
32009 - HUD-FY09-Section 8 Housing-ADM	\$82,533.98	\$0.00	\$0.00	\$82,533.98				
32010 - HUD-FY10-Section 8 Housing-ADM	\$119,587.37	\$0.00	\$0.00	\$119,587.37				
32011 - HUD-FY11-Section 8 Housing-ADM	\$89,626.80	\$0.00	\$0.00	\$89,626.80				
32012 - HUD-FY12-Section 8 Housing-ADM	\$35,559.31	\$0.00	\$0.00	\$35,559.31				
32013 - 2013-Section8-Adm	\$220,687.42	\$46,858.82	\$36,007.71	\$231,538.53				
32110 - HUD-FY10-Section 8 Housing-HAP	\$86,763.65	\$0.00	\$0.00	\$86,763.65				
32113 - 2013-Section 8-HAP	-\$36,619.01	\$0.00	\$3,095.50	-\$39,714.51				
32211 - HUD-CDBG-2011	\$0.00	\$0.00	\$0.00	\$0.00				
32212 - HUD-CDBG-PY2012	\$0.00	\$0.00	\$0.00	\$0.00				
32213 - CDBG	-\$12,799.87	\$48,241.07	\$42,077.12	-\$6,635.92				
32214 - HOME	-\$26,518.10	\$52,228.17	\$35,473.56	-\$9,763.49				
32215 - ESG	-\$44,933.11	\$53,770.75	\$13,895.11	-\$5,057.47				
32600 - HUD-Texas CDBG	-\$4,095.00	\$846.13	\$2,393.67	-\$5,642.54				
33000 - USDOJ-CID-Juv Incentive Block	-\$44.28	\$0.00	\$97.74	-\$142.02				
33200 - USDOJ-Crime Vict Assist-VOCA	-\$12,847.86	\$15,538.45	\$15,211.26	-\$12,520.67				
33250 - USDOJ-CSCD-Victim Svcs Prg	-\$13,556.52	\$12,912.66	\$13,905.09	-\$14,548.95				
33300 - USDOJ-Drug Court Program	-\$108,338.94	\$89,353.56	\$30,130.73	-\$49,116.11				
33310 - USDOJ-DWI Court Program	-\$26,655.41	\$24,686.42	\$11,769.83	-\$13,738.82				
33500 - USDOJ-DEA-Narcotics OT Exp	-\$3,093.54	\$3,284.22	\$0.00	\$190.68				
33900 - USDOJ-SCAAP	\$72,862.09	\$32,613.00	\$0.00	\$105,475.09				
34100 - DOI-Mutual Fire Prot, Dis A	\$15.53	\$0.00	\$0.00	\$15.53				
34200 - DOI-Parks Boating Access	-\$239,155.55	\$0.00	\$0.00	-\$239,155.55				
34250 - DOI-Swan Lake Boat Ramp	\$0.00	\$0.00	\$0.00	\$0.00				
34400 - USDOT-CR 257 Repairs	\$0.00	\$0.00	\$0.00	\$0.00				
34600 - FEMA-Welfare-CONV	-\$19,877.61	\$0.00	\$1,286.00	-\$21,163.61				

Fund	Cash				Investments			
	Opening GL Balance	GL Debit	GL Credit	GL Ending Balance	Opening GL Balance	GL Debit	GL Credit	GL Ending Balance
34700 - IMLS-Library Mobile Proj Rnd 2	\$0.00	\$0.00	\$0.00	\$0.00				
34820 - USDC-SLP Dune Walkover	\$0.00	\$0.00	\$0.00	\$0.00				
34850 - USTREAS-Restore Act Projects	-\$339,110.12	\$0.00	\$10,629.90	-\$349,740.02				
34860 - DOI-Parks - CIAP Grant	-\$58,032.00	\$58,032.00	\$6,104.55	-\$6,104.55				
34912 - USDOT-1212ANGLE-Wildlife	\$0.00	\$0.00	\$0.00	\$0.00				
34913 - TXDOT 1312ANGLE-APRON	\$0.00	\$0.00	\$0.00	\$0.00				
34914 - TXDOT 1412ANGLE-APRON-CONSTRUC	\$0.00	\$0.00	\$0.00	\$0.00				
34915 - TXDOT-15HGANGLE-HANGAR	\$656,291.18	\$0.00	\$0.00	\$656,291.18				
34950 - USDOT-Terminal Building	\$0.00	\$0.00	\$0.00	\$0.00				
35000 - TJJ-D-State Aid	-\$56,633.96	\$309,596.89	\$212,455.53	\$40,507.40				
35650 - TJPC-JJAEP-Boot Camp-8/31	-\$209,262.96	\$43,851.67	\$82,556.43	-\$247,967.72				
35800 - TJPC-JJAEP-Boot Camp-7/31	\$0.00	\$0.00	\$0.00	\$0.00				
35900 - TJJ-D-Mental Health Services	\$0.00	\$0.00	\$0.00	\$0.00				
36100 - TCEQ-LIRAP Prg	\$934,076.00	\$0.00	\$0.00	\$934,076.00				
36200 - TCEQ-Env Education Kits	\$3,325.48	\$0.00	\$0.00	\$3,325.48				
36400 - TCEQ-Local Initiatives Prg	\$0.00	\$0.00	\$0.00	\$0.00				
36801 - TXDOT-CR 48 PROJECT	-\$77,921.46	\$0.00	\$8,582.75	-\$86,504.21				
37000 - OAG-VAG Grant	-\$10,894.97	\$9,505.89	\$6,637.48	-\$8,026.56				
37200 - DFPS-CPS-Title IV-B-Concr Svc	\$0.00	\$0.00	\$0.00	\$0.00				
37300 - TDHCA-Amy Young Barrier Remova	\$0.00	\$0.00	\$0.00	\$0.00				
37400 - TDH-Immunization	-\$55,762.09	\$39,002.62	\$9,383.50	-\$26,142.97				
37800 - OAG-Regional Juv Mental Hlth S	-\$7,200.00	\$0.00	\$2,700.00	-\$9,900.00				
37913 - TXDOT-M312ANGLE-FY13RAMP	-\$255.86	\$0.00	\$14.82	-\$270.68				
37914 - TXDOT-M212ANGLE-FY14RAMP	\$0.00	\$0.00	\$0.00	\$0.00				
37915 - TXDOT-FY15RAMP	\$918.87	\$3,752.13	\$4,671.00	\$0.00				
37916 - TXDOT-M1612ANGL-FY16RAMP	-\$20,676.79	\$0.00	\$5,415.00	-\$26,091.79				
38000 - Emergency Mgmt-Fire Code	\$9,980.88	\$11,393.88	\$11,922.55	\$9,452.21				
38010 - Economic Development Tax Abate	\$2,085.28	\$88,145.38	\$0.00	\$90,230.66				
38100 - Vital Statistics Fee	\$4,466.38	\$135.26	\$246.11	\$4,355.53				
38110 - Records Management-Co. Clk.	\$813,023.68	\$48,545.79	\$36,723.33	\$824,846.14	\$906,636.38	\$205.93	\$0.00	\$906,842.31
38120 - Records Archive-Co Clk	\$616,206.13	\$39,265.37	\$52,288.12	\$603,183.38				
38200 - Civ,Crim,Prob Records Mgmt	\$81,063.11	\$7,791.48	\$5,752.05	\$83,102.54	\$299,148.36	\$67.97	\$0.00	\$299,216.33
38210 - County Graffiti Eradication	\$2,591.55	\$0.00	\$50.00	\$2,541.55				
38220 - Cnty,District Court Technology	\$87,363.66	\$1,977.90	\$2,681.26	\$86,660.30				
38230 - Record Preservation-Cty,DstClk	\$312,608.29	\$5,467.28	\$2,262.95	\$315,812.62				
38300 - Child Abuse Prevention Fund	\$11,361.20	\$211.69	\$27.99	\$11,544.90				
38310 - Family Protection Fund	\$35,262.51	\$2,764.40	\$1,185.00	\$36,841.91				
38320 - Records Management-Dist. Clk.	\$26,108.98	\$5,482.93	\$8,555.77	\$23,036.14				
38330 - Records Archive-District Clerk	\$85,373.77	\$5,871.99	\$2,657.78	\$88,587.98				
38400 - JP Building Security Fund	\$133,208.83	\$2,360.30	\$856.52	\$134,712.61				
38410 - Justice Court Technology Fund	\$175,901.08	\$9,476.94	\$3,438.54	\$181,939.48				
38500 - Financial Security	\$414,723.12	\$17,302.70	\$4,922.03	\$427,103.79				
38600 - LEOSE	\$76,409.18	\$0.00	\$0.00	\$76,409.18				
38710 - D A Hot Check Collection	\$29,961.78	\$423.27	\$1,252.99	\$29,132.06				
38720 - D A Supplemental	\$3,130.39	\$6,638.87	\$541.82	\$9,227.44				
38730 - D A Forfeiture, CCP Chapter 59	\$48,522.94	\$6,538.93	\$9,327.38	\$45,734.49				
38810 - Voter Registration-Tax Office	\$782.02	\$0.00	\$933.98	-\$151.96				
38820 - Special Inv,Dealer Escrow-Tax	\$25,707.21	\$5,253.38	\$872.07	\$30,088.52	\$29,554.43	\$6.71	\$0.00	\$29,561.14
38830 - Scofflaw Fees, TTC Sect 502.01	\$340.00	\$60.00	\$0.00	\$400.00				
38910 - Election Services Contract	\$104,440.06	\$0.00	\$18,130.02	\$86,310.04				
38920 - Elections - HAVA Equip. Rental	\$151,144.28	\$10,412.50	\$0.00	\$161,556.78				
39100 - Sheriff Contraband Forfeiture	\$577,489.28	\$11,352.50	\$999.30	\$587,842.48				
39110 - Braz Cnty Narcotics Task Force	\$291,740.61	\$1,693.34	\$4,786.77	\$288,647.18				
39120 - Sheriff Commissary Fund	\$246,838.74	\$70,504.14	\$88,245.42	\$229,097.46				
39130 - Sheriff-Federal Forfeiture	\$203,991.20	\$0.00	\$37.52	\$203,953.68				
39200 - Juvenile Case Manager Fund	\$4,313.05	\$305.97	\$144.71	\$4,474.31				
39210 - CSCD-Bond Supervision	-\$6,508.50	\$2,518.81	\$5,490.68	-\$9,480.37				
39300 - Reliant Energy CARE Program	\$29,805.18	\$1,561.98	\$249.97	\$31,117.19				
39310 - UnitedWay-Emergency Assistance	\$4,213.37	\$0.00	\$648.02	\$3,565.35				
39400 - Book Sale	\$40,345.24	\$1,443.75	\$38,796.00	\$2,992.99				
39410 - Library-Special Projects	\$301,784.73	\$4,423.84	\$141,062.47	\$165,146.10				
39500 - SEP-Wastewater-EnvHlth-TCEQ	-\$4,706.78	\$0.00	\$0.00	-\$4,706.78				
39600 - SEP-Parks-TCEQ	\$0.00	\$0.00	\$0.00	\$0.00				
39610 - Parks Improvements	\$0.00	\$0.00	\$0.00	\$0.00				
39620 - Shoreline Rest. Task Force	\$4,475.29	\$0.00	\$0.00	\$4,475.29				
39630 - 2006 GoM Energy Security Act	\$52,352.82	\$0.00	\$0.00	\$52,352.82				
39700 - Lateral Road Fund	\$0.00	\$0.00	\$0.00	\$0.00				

Fund	Cash				Investments			
	Opening GL Balance	GL Debit	GL Credit	GL Ending Balance	Opening GL Balance	GL Debit	GL Credit	GL Ending Balance
39710 - Road & Bridge, Ch 152, Tx Code	\$0.00	\$0.00	\$0.00	\$0.00				
39720 - Special Projects	\$0.00	\$0.00	\$0.00	\$0.00				
39762 - Vivian St Lazy Oaks Spec Asses	-\$4,020.08	\$5,286.12	\$0.00	\$1,266.04				
39800 - Law Library	\$143,038.95	\$28,910.55	\$30,802.64	\$141,146.86	\$205,664.19	\$46.74	\$0.00	\$205,710.93
39900 - Mosquito Control District	\$2,575,663.97	\$661,453.45	\$295,026.63	\$2,942,090.79	\$618,850.45	\$140.56	\$0.00	\$618,991.01
40000 - 2003 Cert of Oblig-I,S	\$885,354.93	\$217,435.50	\$0.00	\$1,102,790.43	\$18,359.92	\$4.18	\$0.00	\$18,364.10
41000 - 2006 Cert of Oblig-I,S	\$646,296.81	\$249,258.51	\$0.00	\$895,555.32	\$460,730.55	\$104.61	\$0.00	\$460,835.16
42000 - 2012 Cert of Oblig-I,S	\$574,317.66	\$249,084.92	\$0.00	\$823,402.58				
43000 - Tax Notes, Series 2013 I&S	\$193,709.43	\$399,312.48	\$253,453.00	\$339,568.91				
44000 - Toll Road - I&S	\$0.00	\$0.00	\$0.00	\$0.00				
45000 - Road Bonds-Mobility-I,S	\$2,917,548.20	\$837,957.84	\$350.00	\$3,755,156.04	\$131,151.26	\$29.76	\$0.00	\$131,181.02
45100 - Mobility-BuildAmerica-I,S	\$8,014.68	\$0.00	\$0.00	\$8,014.68				
46000 - Sheriff, Det Complex-I,S	\$711,652.27	\$735.93	\$0.00	\$712,388.20	\$1,176,039.30	\$267.03	\$0.00	\$1,176,306.33
51000 - 2006 Certificate of Obligation	\$0.00	\$648,225.21	\$0.00	\$648,225.21				
51100 - Braz Cnty Toll Rd Construction	-\$145,604.24	\$0.00	\$0.00	-\$145,604.24				
52000 - 2012 Cert of Oblig,C,M	-\$1,050,347.50	\$0.00	\$719,202.48	-\$1,769,549.98	\$4,497,379.46	\$1,603.22	\$0.00	\$4,498,982.68
53000 - Tax Notes, Series 2013 C&M	-\$379,221.30	\$0.00	\$0.00	-\$379,221.30	\$4,016,279.50	\$1,428.00	\$60,000.00	\$3,957,707.50
55000 - Mobility Plan	\$1,472,622.59	\$0.00	\$0.00	\$1,472,622.59				
55100 - Mobility-BuildAmericaBonds	\$0.00	\$0.00	\$0.00	\$0.00				
57000 - Hwy 6 ROW Acquisition-C,M	-\$101,769.81	\$0.00	\$0.00	-\$101,769.81	\$101,856.14	\$23.11	\$0.00	\$101,879.25
57200 - Ring of Honor	\$30,588.92	\$1,102.00	\$0.00	\$31,690.92				
60500 - Airport Operating	-\$138,526.53	\$320,524.63	\$246,928.30	-\$64,930.20				
61100 - Braz Cnty Toll Rd Authority	\$0.00	\$0.00	\$0.00	\$0.00				
71000 - Health Care Benefits	\$320,655.75	\$2,105,967.94	\$1,383,599.68	\$1,043,024.01				
72000 - Employee Health Clinic	-\$128,475.16	\$53,623.72	\$53,763.72	-\$128,615.16				
73000 - Insurance Reserve	\$513,527.12	\$0.00	\$11,215.57	\$502,311.55	\$848,428.44	\$192.64	\$0.00	\$848,621.08
81000 - B Cnty Groundwatr Conserv Dist	\$1,028,096.05	\$26,472.59	\$20,395.42	\$1,034,173.22				
81100 - Braz Cnty Toll Road Authority	-\$32,182.84	\$0.00	\$182,454.50	-\$214,637.34				
81200 - BrazCntyFreshwaterSupplyDist2	\$0.00	\$0.00	\$0.00	\$0.00				
81500 - CSCD-Sub Abuse-Outpatient-DP	-\$42,470.03	\$78,808.62	\$38,280.37	-\$1,941.78				
81600 - CSCD-TAIP Treatment Alter.	\$3,799.00	\$15,197.00	\$20,231.00	-\$1,235.00				
81700 - CSCD-Mental Health Caseloads	-\$15,368.62	\$27,333.75	\$16,289.99	-\$4,324.86				
81800 - CSCD-Supervision Program	\$1,003,109.78	\$639,721.73	\$443,002.24	\$1,199,829.27				
81850 - CSCD-Evidence Based Assessment	\$0.00	\$0.00	\$0.00	\$0.00				
81900 - CSCD-Comm Corr-Op Hab Caseload	-\$7,666.70	\$55,874.58	\$23,629.04	\$24,578.84				
82000 - CSCD-Comm Corr-Life	\$0.00	\$0.00	\$0.00	\$0.00				
82100 - CSCD-Comm Corr-Sex Offender	-\$11,033.83	\$45,866.29	\$22,164.38	\$12,668.08				
82200 - CSCD-Comm Corr-Substance Abuse	-\$8,567.13	\$45,459.49	\$17,991.25	\$18,901.11				
82300 - CSCD-Operation Habilitation DP	-\$7,070.75	\$27,351.48	\$13,870.32	\$6,410.41				
82400 - CSCD-New Caseload Reduction-DP	\$0.00	\$0.00	\$0.00	\$0.00				
88000 - Trust & Agency	\$0.00	\$0.00	\$0.00	\$0.00				
88200 - Brazos Mall	\$11,510.20	\$0.00	\$0.00	\$11,510.20				
88300 - SH288 @ CR 56 Overpass	\$0.00	\$0.00	\$0.00	\$0.00				
89000 - Historical Commission	\$2,647.54	\$0.00	\$0.00	\$2,647.54	\$13,621.63	\$3.09	\$0.00	\$13,624.72

**BRAZORIA COUNTY
PORTFOLIO REPORT
January 2016**

Current Date: 1/30/2016

Fund	Description	Type	CUSIP	Coupon	Settle Date	Maturity Date	First Call Date	Par Value	Purch Price	Purch Cost	Book Value	Mkt Price	Mkt Value	Days to Mat	YTM	Interest Earned
10000	FHLMC	Agency	3134G5AR6	1.000	07/07/14	07/07/17	01/07/15	2,000,000.00	100.000	2,000,000.00	2,000,000.00	1.0011	2,002,200.00	524	1.000	10,000.00
10000	FHLMC	Agency	3134G6V26	1.250	06/29/15	06/29/18	12/29/15	2,000,000.00	100.000	2,000,000.00	2,000,000.00	1.0032	2,006,300.00	881	1.250	
10000	FHLMC	Agency	3134G6N82	1.125	06/15/15	02/20/18	08/20/15	2,000,000.00	100.000	2,001,562.50	2,000,000.00	1.0004	2,000,800.00	752	1.125	
10000	FFCB	Agency	3133EE3P3	1.200	07/13/15	07/13/18	07/13/16	2,000,000.00	100.000	2,000,000.00	2,000,000.00	1.0031	2,006,260.00	895	1.200	12,000.00
10000	FHLB	Agency	3130A5Z51	1.250	08/17/15	08/17/18	08/17/16	2,000,000.00	100.000	2,000,000.00	2,000,000.00	1.0039	2,007,800.00	930	1.250	
10000	FFCB	Agency	3133EFKW6	1.010	10/26/15	10/26/18	10/26/16	2,000,000.00	100.000	2,000,000.00	2,000,000.00	0.9922	1,984,400.00	1000	1.010	
10000	FHLMC	Agency	3134G72V2	1.100	10/29/15	10/29/18	01/29/16	2,000,000.00	100.000	2,000,000.00	2,000,000.00	1.0017	2,003,400.00	1003	1.100	
10000	FHLMC	Agency	3134G85H8	1.400	11/30/15	11/26/18	02/26/16	2,000,000.00	100.000	2,000,000.00	2,000,000.00	1.0002	2,000,440.00	1031	1.400	
10000	FNMA	Agency	3136G2U54	1.250	11/30/15	11/30/18	11/30/16	2,000,000.00	100.000	2,000,000.00	2,000,000.00	1.0042	2,008,340.00	1035	1.250	
10000	FHLB	Agency	3130A6WU7	1.500	12/28/15	12/28/18	06/28/16	2,000,000.00	100.000	2,000,000.00	2,000,000.00	1.0042	2,008,320.00	1063	1.500	
10000	FHLMC	Agency	3134G8GG8	1.600	01/29/16	01/29/19	04/29/16	2,000,000.00	100.000	2,000,000.00	2,000,000.00	1.0029	2,005,880.00	1095	1.600	
997	TexPool	LGIP		0.270				57,706,382.01	100.000	57,706,382.01	57,706,382.01	100.00	57,706,382.01	1	0.270	12,978.96
998	Texas Class	LGIP		0.420				31,921,174.27	100.000	31,921,174.27	31,921,174.27	100.00	31,921,174.27	1	0.420	11,392.83
999	Depository	Cash		0.500				79,210,979.29	100.000	79,210,979.29	79,210,979.29	100.00	79,210,979.29	1	0.500	20,534.89
								190,838,535.57		190,840,098.07	190,838,535.57		190,872,675.57	108	0.503	66,906.68

This report is presented in accordance with the Texas Government Code Title 10 Section 2256.023 and complies with the Investment Strategy of Brazoria County's Investment Policy and I certify that to the best of my knowledge the above is true and correct.

Cathy Campbell

Cathy Campbell, COT, CIO
Brazoria County Treasurer

**BRAZORIA COUNTY
DATA SUMMARY
January 2016**

Type Breakdown:	Book Value	Percent	Wtd Avg Mat	Wtd Avg Yield
LGIP	89,627,556.28	46.97%	1	0.323
Agency	22,000,000.00	11.53%	928	1.244
Cash	79,210,979.29	41.51%	1	0.500
	190,838,535.57	100.00%	108	0.503

Issuer Breakdown:	Book Value	Percent	Wtd Avg Mat	Wtd Avg Yield
FNMA	2,000,000.00	1.05%	1035	1.250
FHLB	4,000,000.00	2.10%	997	1.375
FHLMC	12,000,000.00	6.29%	881	1.246
-	-			
FFCB	4,000,000.00	2.10%	948	1.105
-	-			
TexPool	57,706,382.01	30.24%	1	0.270
Texas Class	31,921,174.27	16.73%	1	0.420
Depository	79,210,979.29	41.51%	1	0.500
	190,838,535.57	100.00%	108	0.503

Fund Breakdown:	Book Value	Percent	Wtd Avg Mat	Wtd Avg Yield
10000	22,000,000.00	11.53%	928	1.244
20500	-			
997	57,706,382.01	30.24%	1	0.270
998	31,921,174.27	16.73%	1	0.420
999	79,210,979.29	41.51%	1	0.500
	190,838,535.57	100.00%	108	0.503

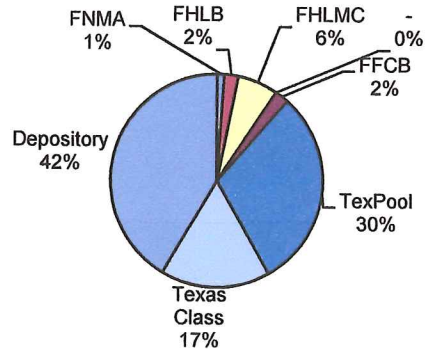
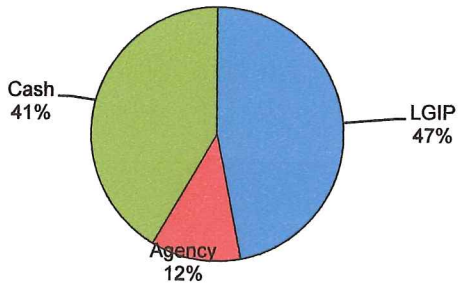
Maturity Breakdown:	Book Value	Percent
Less Than 90 Days	168,838,535.57	88.47%
90 to 180 Days	-	0.00%
181 to 365 Days	-	0.00%
More Than 365 Days	22,000,000.00	11.53%
	190,838,535.57	100.00%

BRAZORIA COUNTY
Summary Investment Report
For the Period Ending 01-30-2016

Total Portfolio Summary			
	Current Month 01/30/16	Prior Month 12/31/2015	Change From Prior
Book Value	190,838,535.57	160,657,526.29	30,181,009.28
Market Value	190,872,675.57	160,589,586.29	30,283,089.28
Market Value%	100.02%	99.96%	0.06%
Weighted Average Maturity - Days	108 days	118 days	(10)
Weighted Average Yield	0.503%	0.44%	0.06%

Portfolio Composition by Fund			
Fund Name	1/30/2016 Book Value	Wtd Avg Yield	Wtd Avg Maturity
10000	22,000,000.00	1.244%	928
20500	-		
997	57,706,382.01	0.270%	1
998	31,921,174.27	0.420%	1
999	79,210,979.29	0.500%	1
TOTALS:	190,838,535.57	0.503%	108 days

Portfolio Composition by Security Type	Portfolio Composition by Issuer
--	---------------------------------



Maturity Distribution

