

May 24, 2016

**THE COMMISSIONERS' COURT OF BRAZORIA COUNTY  
SPECIAL MEETING**

**ORDER NO. 7.L.1**

**RE:** Treasurer's Monthly Report and Investment Report for <sup>March</sup>~~April~~ 2016 and Quarterly Investment Report for 2nd Quarter FY16

---

Approve the Treasurer's Monthly Report and Investment Report for <sup>March</sup>~~April~~ 2016 and the Quarterly Investment Report for 2nd Quarter FY16 and enter this order and affidavit into the minutes. The affidavit must be filed with the County Clerk.


MINUTES OF COUNTY FINANCES  
TREASURER'S MONTHLY REPORT  
AFFIDAVIT  
COMMISSIONERS' COURT MAY 24, 2016


BEFORE ME, the undersigned authority, a Notary Public in and for Brazoria County, Texas, on this day personally appeared the Members of Brazoria County Commissioners' Court and who after being duly sworn upon their oaths do hereby state as follows:


The requirements of Subsection (c) of the Texas Local Government Code §114.026 have been met and that we have reviewed and examined the Monthly Report of: **CATHY CAMPBELL**, Treasurer of Brazoria County, Texas for **MARCH 2016**.


Further, having taken reasonable steps to ensure its accuracy as presented, approve the report and enter this order into the minutes which state total cash and other assets in the custody of the County Treasurer at the time of the examination to be \$167,218,459.55.


The Treasurer's report and this affidavit will be published on the Brazoria County website.

  
\_\_\_\_\_  
L.M. "Matt" Sebesta, Jr.  
County Judge

  
\_\_\_\_\_  
Donald W. "Dude" Payne  
Commissioner Precinct 1

  
\_\_\_\_\_  
Ryan Cade  
Commissioner Precinct 2

  
\_\_\_\_\_  
Stacy L. Adams  
Commissioner Precinct 3

  
\_\_\_\_\_  
David R. Linder  
Commissioner Precinct 4

SUBSCRIBED AND SWORN TO BEFORE ME THIS 24th DAY OF MAY 2016.

  
\_\_\_\_\_  
Notary Public in and for Brazoria County, Texas  
My Commission Expires: Feb. 22, 2020





**CATHY CAMPBELL, CCT, CIO**  
**BRAZORIA COUNTY TREASURER**

111 E. Locust, Room 305    Angleton, Texas 77515-4654  
979-864-1353    FAX 979-864-1680

Attached is the Monthly Treasurer's Report submitted by Cathy Campbell,  
Brazoria County Treasurer for the month of MARCH 2016. This report is in  
compliance with the Local Government Code Sec. 114.026 and contains:

Commissioners' Court Affidavit: 114.026 (d)  
Monies received and disbursed: 114.026 (a) (1)  
Debts due to\* and owed by the county: 114.026 (a) (2)  
All other proceedings in the Treasurer's office: 114.026 (a) (3)  
Brazoria County general ledger fund activity: 114.026 (c)

Brazoria County Investment Portfolio for MARCH 2016: 2256.023

Brazoria County Investment Activity Portfolio for 2<sup>nd</sup> QUARTER FY 16: 2256.023

\*Note: debts due to the County are reported to the Court separately by collecting offices\*

"I CERTIFY THAT TO THE BEST OF MY KNOWLEDGE THE ATTACHED  
ARE TRUE AND CORRECT."

Cathy Campbell, CCT, CIO  
Brazoria County Treasurer

**BRAZORIA COUNTY Bank Account Activity and Interest Report for March 2016**

Account	Ending Bank Balance 02/29/2016	Deposits and Other Credits Received	Checks and Other Debits Disbursed	Ending Bank Balance 03/31/2016	MONTHLY Interest Earned
<b>FIRST NATIONAL BANK OF LAKE JACKSON</b>					
Tax Assessor/Collector GOVPAY Acct	971,455.17	962,931.29	(1,082,646.19)	851,740.27	194.17
Tax Assessor/Collector Veh Inventory Prop Tax	195,165.43	173,653.44	(30,275.88)	338,542.99	99.94
Payroll	1,140,871.67	7,607,751.34	(7,406,281.52)	1,342,341.49	576.31
Operating	23,366,457.71	7,134,374.33	(15,639,104.04)	14,861,728.00	8,788.20
Jury Fund	247,941.00	70.00	(19,860.00)	228,151.00	92.05
Tax Assessor/Collector Boat Sales Tax *	1,589.89	53,273.89	(46,628.89)	8,234.89	1.99
County Clerk Trust Fund	1,901,191.18	55,331.38	(48,772.69)	1,907,749.87	806.81
District Clerk Trust Fund	1,713,138.50	93,725.96	(229,155.62)	1,577,708.84	708.03
Tax Assessor/Collector Motor Vehicle Acct	1,101,092.22	6,720,711.77	(6,348,440.31)	1,473,363.68	616.18
Tax Assessor/Collector Boat Collections	47,410.23	57,838.44	(61,060.90)	44,187.77	12.21
Tax Assessor/Collector Sales Tax Account *	173,362.75	4,206,583.75	(3,885,100.42)	494,846.08	143.24
Sheriff Barber Shop Education Training Program *	57,435.65	865.43	(188.42)	58,112.66	24.43
Comptroller Direct Deposit	635,239.88	1,657,391.52	(1,621,143.69)	671,487.71	474.78
Sheriff's Dept Narcotic Unit-Operations	3,462.17	6,000.00	(3,305.00)	6,157.17	0.73
Comm. Super & Corrections Dept. Restitution Acct	151,686.48	61,615.76	(52,225.78)	161,076.46	61.73
District Atty Check Collection Account	34,054.07	21,471.02	(31,114.27)	24,410.82	12.58
Tax Assessor/Collector Tax Account	5,726,024.81	16,053,574.14	(18,424,891.04)	3,354,707.91	322.57
Employeee Benefit Trust Fund *	892,784.36	1,234,954.85	(1,353,250.79)	774,488.42	317.90
Investment Acct	2,006,688.89	0.00	(2,006,688.89)	0.00	0.00
Credit Card Account	725,921.87	535,916.23	(652,149.56)	609,688.54	575.34
E-Filing / E-Recording	89,616.80	288,471.30	(267,084.35)	111,003.75	264.74
Build America Bonds Fund* (Acct. Closed June 2015)				0.00	46.19
Parks Credit Card	30,222.55	62,973.50	(17,924.90)	75,271.15	0.00
Juvenile Restitution Account	3,795.66	6,753.20	(5,191.47)	5,357.39	16.71
<b>First National Bank of Lake Jackson Totals</b>	<b>41,216,608.94</b>	<b>46,996,232.54</b>	<b>(59,232,484.62)</b>	<b>28,980,356.86</b>	<b>14,158.78</b>
<b>TOTAL Interest Earning Accounts EOM Balance</b>				<b>28,980,356.86</b>	<b>14,158.78</b>
				<b>853,268.18</b>	
				<b>29,833,625.04</b>	

Accounts at the bank NOT included above: Sheriff, County and District Clerks Cash Bonds; TCDBG-IKE; Inmate Trust; TCEQ and Bail Bond Security

This report is presented in accordance with The Texas Government Code Title 4 Sec. 114.026 (a)(1) and I certify that to the best of my knowledge the above is the true and correct cash balance remaining in the Treasurer's custody.



Cathy Campbell, COT, CIO  
Brazoria County Treasurer





### Brazoria County Bond Payments - March 2016

	INTEREST	PRINCIPAL	BAB SUBSIDY	TOTAL
Series 2006 - Certificates of Obligation	0.00	0.00		0.00
Series 2006 - Unlimited Tax Road Bonds	0.00	0.00		0.00
Series 2008 - Unlimited Tax Road Bonds	0.00	0.00		0.00
Series 2010A - Unlimited Tax Road Bonds	0.00	0.00		0.00
Series 2010B - Unlimited Tax Road Bonds (BAB)	0.00	0.00	0.00	0.00
Series 2012 - General Obligation Refnd Bonds	0.00	0.00		0.00
Series 2012 - Certificates of Obligation	0.00	0.00		0.00
Series 2012 - Unlimited Tax Road Bonds	0.00	0.00		0.00
Series 2013 - Limited Tax Notes	0.00	0.00		0.00
Series 2016 - Unlimited Tax Refunding Bonds	0.00	0.00		0.00
Series 2016 - Limited Tax Refunding Bonds	0.00	0.00		0.00
<b>TOTAL PAYMENTS</b>	0.00	0.00	0.00	0.00

**The following pages show the remaining bond payments to be made by Brazoria County.**

This report is presented in accordance with The Texas Government Code Title 4 Sec. 114.026 (a)(2)

A handwritten signature in blue ink that reads "Cathy Campbell".

Cathy Campbell, CCT, CIO  
Brazoria County Treasurer

**BRAZORIA COUNTY, TEXAS**  
**Series 2008 - Unlimited Tax Road Bonds**  
**Remaining Payment Schedule**

FISCAL YEAR	INTEREST 1-Mar	PRINCIPAL 1-Mar	INTEREST 1-Sep	TOTAL PAYMENT
2016			121,320.00	121,320.00
2017	121,320.00	365,000.00	114,248.13	600,568.13
2018	114,248.13	380,000.00	106,648.13	600,896.26
2019	106,648.13	395,000.00	98,748.13	600,396.26
2020	98,748.13	410,000.00	90,343.13	599,091.26
2021	90,343.13	430,000.00	81,313.13	601,656.26
2022	81,313.13	445,000.00	71,856.88	598,170.01
2023	71,856.88	465,000.00	61,859.38	598,716.26
2024	61,859.38	485,000.00	51,250.00	598,109.38
2025	51,250.00	510,000.00	40,093.75	601,343.75
2026	40,093.75	530,000.00	28,500.00	598,593.75
2027	28,500.00	555,000.00	14,625.00	598,125.00
2028	14,625.00	585,000.00		599,625.00
	880,805.66	5,555,000.00	880,805.66	7,316,611.32

**Debt History:**  
Date of Receipt 1-Jul-08  
Amount of Issue \$8,000,000  
True Int Cost 4.410%

**Paying Agent:**  
U.S. Bank  
ABA routing # 091000022  
St. Paul, MN 55486-2639

**BRAZORIA COUNTY, TEXAS**  
**Series 2010A - Unlimited Tax Road Bonds**  
**Remaining Payment Schedule**

FISCAL YEAR	INTEREST 1-Mar	PRINCIPAL 1-Mar	INTEREST 1-Sep	TOTAL PAYMENT
2016	26,041.00	855,000.00	26,041.00	26,041.00
2017	13,750.00	880,000.00	13,750.00	894,791.00
2018			0.00	893,750.00
<b>Total</b>	<b>39,791.00</b>	<b>1,735,000.00</b>	<b>39,791.00</b>	<b>1,814,582.00</b>

**Debt History:**  
 Date of Receipt 1-Mar-10  
 Amount of Issue \$6,200,000  
 Total Int Cost 3.900%  
**Paying Agent:**  
 U.S. Bank  
 ABA routing # 091000022  
 St. Paul, MN 55486-2639

**BRAZORIA COUNTY, TEXAS**  
**Series 2010B - Unlimited Tax Road Bonds**  
**(Build America Bonds)**  
**Remaining Payment Schedule**

FISCAL YEAR	INTEREST 1-Mar	PRINCIPAL 1-Mar	INTEREST 1-Sep	BAB's SUBSIDY	TOTAL PAYMENT
2016	364,137.00		364,137.00	(236,288.00)	127,849.00
2017	364,137.00		364,137.00	(236,288.00)	491,986.00
2018	364,137.00		364,137.00	(236,288.00)	491,986.00
2019	343,234.00	910,000.00	343,234.00	(229,499.45)	1,387,871.55
2020	321,056.00	935,000.00	321,056.00	(215,522.25)	1,383,767.75
2021	321,056.00	965,000.00	297,201.00	(200,587.30)	1,382,669.70
2022	297,201.00	1,000,000.00	271,981.00	(184,665.41)	1,384,516.59
2023	271,981.00	1,030,000.00	245,232.00	(167,804.59)	1,379,408.41
2024	245,232.00	1,070,000.00	216,909.00	(149,937.03)	1,382,203.97
2025	216,909.00	1,105,000.00	187,107.00	(131,078.95)	1,377,937.05
2026	187,107.00	1,145,000.00	152,608.00	(110,217.13)	1,374,497.87
2027	152,608.00	1,195,000.00	116,603.00	(87,342.82)	1,376,868.18
2028	79,242.00	1,240,000.00	79,242.00	(63,539.95)	1,372,305.05
2029	40,374.00	1,290,000.00	40,374.00	(38,808.22)	1,370,807.78
2030		1,340,000.00		(13,098.94)	1,367,275.06
<b>Total</b>	<b>3,363,958.00</b>	<b>13,225,000.00</b>	<b>3,363,958.00</b>	<b>(2,300,966.03)</b>	<b>17,651,949.97</b>

**Debt History:**  
 Date of receipt 1-Mar-10  
 Amount of issue \$13,225,000.00  
 True Int Cost 3.580%  
**Paying Agent:**  
 U.S. Bank  
 ABA routing # 091000022  
 St Paul, MN 55486-2639

**BRAZORIA COUNTY, TEXAS**  
**Series 2012 - Unlimited Tax Road Bonds**  
**Remaining Payment Schedule**

FISCAL YEAR	INTEREST 1-Mar	PRINCIPAL 1-Mar	INTEREST 1-Sep	TOTAL PAYMENT
2016	118,650.00	370,000.00	118,650.00	118,650.00
2017	113,100.00	380,000.00	113,100.00	601,750.00
2018	107,400.00	395,000.00	107,400.00	600,500.00
2019	101,475.00	405,000.00	101,475.00	603,875.00
2020	95,400.00	420,000.00	95,400.00	601,875.00
2021	89,100.00	430,000.00	89,100.00	604,500.00
2022	82,650.00	445,000.00	82,650.00	601,750.00
2023	75,975.00	455,000.00	75,975.00	603,625.00
2024	69,150.00	470,000.00	69,150.00	600,125.00
2025	62,100.00	485,000.00	62,100.00	601,250.00
2026	54,825.00	500,000.00	54,825.00	601,925.00
2027	47,012.50	515,000.00	47,012.50	601,837.50
2028	38,643.75	535,000.00	38,643.75	600,656.25
2029	29,950.00	550,000.00	29,950.00	603,593.75
2030	20,668.75	570,000.00	20,668.75	600,618.75
2031	10,693.75	590,000.00	10,693.75	601,362.50
2032				600,693.75
	1,116,793.75	7,515,000.00	1,116,793.75	9,748,587.50

**Debit History:**  
 Date of Receipt 26-Jul-12  
 Amount of Issue \$8,575,000.00  
 True Int cost 3.120%

**Paying Agent:**  
 U.S. Bank  
 ABA routing # 091000022  
 St. Paul, MN 55486-2639

**BRAZORIA COUNTY, TEXAS**  
**Series 2012 - General Obligation Refunding Bonds**  
**Remaining Payment Schedule**

FISCAL YEAR	INTEREST 1-Mar	PRINCIPAL 1-Mar	INTEREST 1-Sep	TOTAL PAYMENT
2016	27,825.00	910,000.00	27,825.00	27,825.00
2017	14,175.00	945,000.00	14,175.00	952,000.00
2018	42,000.00	1,855,000.00	42,000.00	959,175.00
				1,939,000.00

**Debit History:**  
 Date of Receipt 26-Jul-12  
 Amount of Issue \$4,435,000.00  
 True Int cost 1.360%

**Paying Agent:**  
 U.S. Bank  
 ABA routing # 091000022  
 St. Paul, MN 55486-2639



**BRAZORIA COUNTY, TEXAS**  
**Series 2012 - Certificates of Obligation**  
**Remaining Payment Schedule**

FISCAL YEAR	INTEREST 1-Mar	PRINCIPAL 1-Mar	INTEREST 1-Sep	TOTAL PAYMENT
2016			554,925.00	554,925.00
2017	554,925.00		554,925.00	1,109,850.00
2018	554,925.00	1,185,000.00	531,225.00	2,271,150.00
2019	531,225.00	1,230,000.00	509,700.00	2,270,925.00
2020	509,700.00	1,285,000.00	477,575.00	2,272,275.00
2021	477,575.00	1,350,000.00	443,825.00	2,271,400.00
2022	443,825.00	1,420,000.00	408,325.00	2,272,150.00
2023	408,325.00	1,495,000.00	370,950.00	2,274,275.00
2024	370,950.00	1,570,000.00	331,700.00	2,272,650.00
2025	331,700.00	1,650,000.00	290,450.00	2,272,150.00
2026	290,450.00	1,735,000.00	247,075.00	2,272,525.00
2027	247,075.00	1,825,000.00	201,450.00	2,273,525.00
2028	201,450.00	1,920,000.00	153,450.00	2,274,900.00
2029	153,450.00	2,000,000.00	118,450.00	2,271,900.00
2030	118,450.00	2,075,000.00	82,137.50	2,275,587.50
2031	82,137.50	2,145,000.00	44,600.00	2,271,737.50
2032	44,600.00	2,230,000.00		2,274,600.00
	5,320,762.50	25,115,000.00	5,320,762.50	35,756,525.00

**Debt History:**  
 Date of Receipt 26-Jul-12  
 Amount of Issue \$25,115,000.00  
 True Int Cost 3.380%

**Paying Agent:**  
 U.S. Bank  
 ABA routing # 091000022  
 St. Paul, MN 55486-2639

**BRAZORIA COUNTY, TEXAS**  
**Series 2013 - Limited Tax Notes**  
**Remaining Payment Schedule**

FISCAL YEAR	INTEREST 1-Feb	PRINCIPAL 1-Feb	INTEREST 1-Aug	TOTAL PAYMENT
2016			61,503.00	61,503.00
2017	61,503.00	250,000.00	59,553.00	371,056.00
2018	59,553.00	1,830,000.00	45,279.00	1,934,832.00
2019	45,279.00	2,855,000.00	23,010.00	2,923,289.00
2020	23,010.00	2,950,000.00		2,973,010.00
	189,345.00	7,885,000.00	189,345.00	8,263,690.00

**Debt History:**  
 Date of Receipt 19-Dec-13  
 Amount of Issue \$9,900,000.00  
 True Int cost 1.560%

**Paying Agent:**  
 Wells Fargo Bank, NA  
 ABA routing # 121000248  
 Houston, TX 77062

**BRAZORIA COUNTY, TEXAS**  
**Series 2016 - Unlimited Tax Refunding Bonds**  
**Remaining Payment Schedule**

FISCAL YEAR	INTEREST 1-Mar	PRINCIPAL 1-Mar	INTEREST 1-Sep	TOTAL PAYMENT
2016	154,425.00	460,000.00	154,425.00	154,425.00
2017	149,825.00	465,000.00	149,825.00	764,250.00
2018	145,175.00	480,000.00	145,175.00	760,000.00
2019	140,375.00	485,000.00	140,375.00	765,550.00
2020	133,100.00	505,000.00	133,100.00	758,475.00
2021	125,525.00	860,000.00	125,525.00	763,625.00
2022	108,325.00	900,000.00	108,325.00	1,093,850.00
2023	90,325.00	935,000.00	90,325.00	1,096,650.00
2024	71,625.00	975,000.00	71,625.00	1,096,750.00
2025	52,125.00	1,015,000.00	52,125.00	1,093,875.00
2026	26,750.00	1,070,000.00	26,750.00	1,096,750.00
2027			0.00	
	<b>1,197,575.00</b>	<b>8,150,000.00</b>	<b>1,197,575.00</b>	<b>10,545,150.00</b>

**Debt History:**  
Date of Receipt 28-Jan-16  
Amount of Issue \$8,425,000.00  
True Int cost 2.376%

**Paying Agent:**  
U.S. Bank  
ABA routing # 091000022  
St. Paul, MN 55486-2639

Refunding Series 2006 Unlimited Tax Road Bonds

**BRAZORIA COUNTY, TEXAS**  
**Series 2016 - Limited Tax Refunding Bonds**  
**Remaining Payment Schedule**

FISCAL YEAR	INTEREST 1-Mar	PRINCIPAL 1-Mar	INTEREST 1-Sep	TOTAL PAYMENT
2016	139,700.00	570,000.00	139,700.00	139,700.00
2017	134,000.00	580,000.00	134,000.00	843,700.00
2018	145,175.00	590,000.00	128,200.00	842,200.00
2019	140,375.00	605,000.00	140,375.00	875,550.00
2020	133,100.00	625,000.00	133,100.00	878,475.00
2021	125,525.00	905,000.00	125,525.00	883,625.00
2022	108,325.00	945,000.00	108,325.00	1,138,850.00
2023	90,325.00	980,000.00	90,325.00	1,143,650.00
2024	71,625.00	1,025,000.00	71,625.00	1,141,950.00
2025	52,125.00	1,070,000.00	52,125.00	1,148,750.00
2026	26,750.00	1,070,000.00	26,750.00	1,148,875.00
	<b>1,140,275.00</b>	<b>7,895,000.00</b>	<b>1,150,050.00</b>	<b>10,185,325.00</b>

**Debt History:**  
Date of Receipt 28-Jan-16  
Amount of Issue \$8,125,000.00  
True Int cost 2.207%

**Paying Agent:**  
U.S. Bank  
ABA routing # 091000022  
St. Paul, MN 55486-2639

Refunding Series 2006 Certificate of Obligation



Cathy Campbell, CCT, CIO  
BRAZORIA COUNTY TREASURER

## Brazoria County Treasurer's Office Proceedings for March 2016

Activity	Count		Amount
Cash receipts issued:	145	\$	204,202.42
Treasurer Deposits:	60	\$	231,430.81
Healthcare Invoices processed:	16	\$	1,337,272.36
Retiree premium payments processed:	288	\$	42,728.00
<65 Retiree Prepaid 401h reimbursements processed:	101	\$	30,090.00
>65 Retiree Prepaid 401h reimbursements processed:	206	\$	38,650.00
Wire transfers executed:	48	\$	12,300,969.78
EFT files processed:	17	\$	5,078,651.89
Accounts Payable checks printed and distributed:	1603	\$	7,617,016.72
Jury checks printed and disbursed:	1276	\$	24,850.00
Payroll advices printed and distributed (est.):	1316		
Payroll checks printed and distributed:	169		
Stop payments issued:	21		
Positive Pay files processed:	48		
Journal Entries posted:	135		

Submitted for compliance with Local Government Code Sec. 114.026 subsection (a)(3)  
I certify to the best of my knowledge the above is true and correct.

Cathy Campbell, CCT, CIO  
Brazoria County Treasurer



**Brazoria County General Ledger Fund Balance Activity**  
**March 1, 2016 - March 31, 2016**

General Ledger Fund balances are of the last day of the month and may not include all journal entries and adjustments for that month.  
 Bank accounts have been reconciled or, are in the process of being reconciled to general ledger since this report was generated.  
 Submitted for compliance with Local Government Code Sec. 114.026 subsection (c)

Fund	Cash				Investments			
	Opening GL Balance	GL Debit	GL Credit	GL Ending Balance	Opening GL Balance	GL Debit	GL Credit	GL Ending Balance
10000 - General Fund	(\$8,164,829.53)	\$40,545,953.12	(\$49,510,582.37)	(\$17,129,458.78)	\$117,107,871.40	\$4,638,570.07	\$0.00	\$121,746,441.47
10100 - General Fund - Construction	(\$245,563.17)	\$0.00	(\$8,935.37)	(\$254,498.54)				
10200 - Juv Prob Fees	\$225,106.28	\$5,853.12	(\$24,802.38)	\$206,157.02				
10300 - Unclaimed Juvenile Restitution	\$3,387.88	\$0.00	\$0.00	\$3,387.88				
10400 - Env Health-Retail Food Permits	(\$26,067.97)	\$24,980.40	(\$27,341.40)	(\$28,428.97)				
10500 - District Clerk Contingency	\$333,300.39	\$3,156.53	(\$1,375.28)	\$335,081.64	\$253,145.45	\$70.39	\$0.00	\$253,215.84
10600 - Fire Training Field	\$57,913.53	\$0.00	\$0.00	\$57,913.53				
10700 - Parks Special Events	\$11,489.71	\$0.00	(\$62.62)	\$11,427.09				
10850 - CPS-Donations	\$22,471.00	\$588.00	(\$607.32)	\$22,451.68				
10900 - CPS-Bikes & Bears	\$111.61	\$0.00	\$0.00	\$111.61				
20000 - Road and Bridge Non-Construct	\$50,868,262.62	\$1,636,711.54	(\$3,383,569.39)	\$49,121,404.77	\$2,236,779.65	\$839.91	\$0.00	\$2,237,619.56
20500 - Road and Bridge Construction	(\$20,696,284.57)	\$85,218.00	(\$1,316,499.61)	(\$21,927,566.18)				
30000 - USDA-WIC								
30100 - TDSHS Women Infants & Children	(\$367,346.12)	\$486,134.78	(\$395,225.85)	(\$276,437.19)				
30200 - USDA-WIC Peer Counseling								
30300 - USDA-WIC Registered Diet								
30400 - USDA-WIC Lactation Reimb.								
30500 - HHS-PPCPS-CRI	(\$14,758.75)	\$16,488.63	(\$15,530.56)	(\$13,800.68)				
30600 - HHS-BRHLO-Comm, Rural Hlth	(\$6,012.13)	\$6,893.43	(\$7,293.21)	(\$6,411.91)				
30700 - HHS-PPCPS-HAZARDS	(\$43,615.50)	\$53,885.57	(\$49,170.07)	(\$38,900.00)				
30701 - HHS-CPS/EBOLA-PHEP	(\$3,204.73)	\$2,948.30	(\$1,474.15)	(\$1,730.58)				
30702 - HHS-CPS/UNIQUE	\$2,369.92	\$0.00	(\$5,419.58)	(\$3,049.66)				
30710 - HHS-INFECTIOUS_DIS_CTRL_UNIT	(\$13,161.72)	\$8,758.12	(\$11,765.15)	(\$16,168.75)				
30800 - HHS-CPS-Title IV-E-FCM	(\$49,079.80)	\$4,263.16	(\$11,837.54)	(\$56,654.18)				
30850 - HHS-CPS-Title IV-E Legal Svcs	(\$96,917.85)	\$23,662.61	(\$49,006.25)	(\$122,261.49)				
30900 - HHS-TJPC-Title IV-E FosterCare								
31100 - DHS-Repetitive Flood Claims								
31200 - DHS-EOC-Retrofit Project								
31300 - DHS-Buffer Zone Protection								
31500 - DHS-St Homeland Sec-UASI	(\$38,502.98)	\$8,090.28	(\$5,534.20)	(\$35,946.90)				
31600 - DHS-St Homeland Security								
31610 - DHS-Homeland Sec Grant Prg	\$0.00	\$0.00	(\$46,807.10)	(\$46,807.10)				
31800 - DHS-EOCGP-Emer Oper Ctr Grant								
32005 - HUD-FY05-Section 8 Housing-ADM	\$33,177.62	\$0.00	\$0.00	\$33,177.62				
32006 - HUD-FY06-Section 8 Housing-ADM	\$105,351.80	\$0.00	\$0.00	\$105,351.80				
32007 - HUD-FY07-Section 8 Housing-ADM	\$19,047.04	\$0.00	\$0.00	\$19,047.04				
32008 - HUD-FY08-Section 8 Housing-ADM	\$37,665.30	\$0.00	\$0.00	\$37,665.30				
32009 - HUD-FY09-Section 8 Housing-ADM	\$82,605.60	\$0.00	\$0.00	\$82,605.60				
32010 - HUD-FY10-Section 8 Housing-ADM	\$119,691.14	\$0.00	\$0.00	\$119,691.14				
32011 - HUD-FY11-Section 8 Housing-ADM	\$89,704.57	\$0.00	\$0.00	\$89,704.57				
32012 - HUD-FY12-Section 8 Housing-ADM	\$35,590.17	\$0.00	\$0.00	\$35,590.17				
32013 - 2013-Section8-Adm	\$248,407.97	\$97,003.79	(\$109,820.99)	\$235,590.77				
32110 - HUD-FY10-Section 8 Housing-HAP	\$86,813.40	\$0.00	\$0.00	\$86,813.40				
32113 - 2013-Section 8-HAP	(\$85,618.51)	\$471,882.50	(\$473,329.00)	(\$87,065.01)				
32211 - HUD-CDBG-2011	\$0.00	\$0.00	\$0.00	\$0.00				
32212 - HUD-CDBG-PY2012	\$0.00	\$0.00	\$0.00	\$0.00				
32213 - CDBG	(\$15,376.91)	\$243,957.52	(\$271,005.78)	(\$42,425.17)				
32214 - HOME	(\$2,730.52)	\$27,184.61	(\$23,844.25)	\$609.84				
32215 - ESG	(\$1,093.44)	\$6,833.73	(\$7,128.45)	(\$1,388.16)				
32600 - HUD-Texas CDBG	\$5,768.53	\$131,058.78	(\$144,888.36)	(\$8,061.05)				
33000 - USDOJ-CJD-Juv Incentive Block	(\$142.02)	\$0.21	(\$0.21)	(\$142.02)				
33200 - USDOJ-Crime Vict Assist-VOCA	(\$12,590.58)	\$26,966.77	(\$26,980.81)	(\$12,604.62)				
33250 - USDOJ-CSCD-Victim Svcs Prg	(\$12,749.78)	\$24,426.57	(\$24,879.94)	(\$13,203.15)				
33300 - USDOJ-Drug Court Program	(\$79,387.36)	\$80,628.00	(\$77,425.03)	(\$76,184.39)				
33310 - USDOJ-DWI Court Program	(\$20,773.84)	\$40,092.20	(\$37,974.64)	(\$18,656.28)				
33500 - USDOJ-DEA-Narcotics OT Exp	\$190.68	\$0.00	\$0.00	\$190.68				
33900 - USDOJ-SCAAP	\$105,538.31	\$0.00	\$0.00	\$105,538.31				
34100 - DOI-Mutual Fire Prot, Dis A	\$15.55	\$0.00	\$0.00	\$15.55				
34200 - DOI-Parks Boating Access	(\$68,526.02)	\$0.00	\$0.00	(\$68,526.02)				
34250 - DOI-Swan Lake Boat Ramp								
34400 - USDOT-CR 257 Repairs								
34600 - FEMA- Flood Disaster 2015	(\$21,163.61)	\$0.00	\$0.00	(\$21,163.61)				
34700 - IMLS-Library Mobile Proj Rnd 2								
34820 - USDC-SLP Dune Walkover								
34850 - USTREAS-Restore Act Projects	(\$349,740.02)	\$0.00	\$0.00	(\$349,740.02)				
34860 - DOI-Parks - CIAP Grant	(\$6,366.55)	\$4,806.44	(\$210,883.22)	(\$212,443.33)				
34912 - USDOT-1212ANGLE-Wildlife								
34913 - TXDOT 1312ANGLE-APRON								
34914 - TXDOT 1412ANGLE-APRON-CONSTRUC								
34915 - TXDOT-15HGANGLE-HANGAR	(\$258,536.00)	\$0.00	\$0.00	(\$258,536.00)				
34950 - USDOT-Terminal Building								
35000 - TJJJ-State Aid	(\$117,427.50)	\$95,238.41	(\$299,752.50)	(\$321,941.59)				



Fund	Cash				Investments			
	Opening GL Balance	GL Debit	GL Credit	GL Ending Balance	Opening GL Balance	GL Debit	GL Credit	GL Ending Balance
35650 - TJPC-JJAE-Boot Camp-8/31	(\$304,149.47)	\$34,316.77	(\$92,960.85)	(\$362,793.55)				
35800 - TJPC-JJAE-Boot Camp-7/31								
35900 - TJJ- Mental Health Services								
36100 - TCEQ-LIRAP Prg	\$934,076.00	\$0.00	(\$934,076.00)	\$0.00				
36200 - TCEQ-Env Education Kits	\$3,325.48	\$0.00	\$0.00	\$3,325.48				
36400 - TCEQ-Local Initiatives Prg								
36801 - TXDOT-CR 48 PROJECT	(\$87,697.61)	\$0.00	\$0.00	(\$87,697.61)				
37000 - OAG-VAG Grant	(\$6,570.95)	\$6,505.77	(\$10,184.53)	(\$10,249.71)				
37200 - DFPS-CPS-Title IV-B-Concr Svc	(\$249.63)	\$0.00	(\$79.92)	(\$329.55)				
37300 - TDHCA-Amy Young Barrier Remova								
37400 - TDH-Immunization	(\$38,666.82)	\$44,079.15	(\$45,131.42)	(\$39,719.09)				
37800 - OAG-Regional Juv Mental Hlth S	(\$10,635.00)	\$21,270.00	(\$11,175.00)	(\$540.00)				
37913 - TXDOT-M312ANGLE-FY13RAMP	(\$270.68)	\$0.00	\$0.00	(\$270.68)				
37914 - TXDOT-M212ANGLE-FY14RAMP								
37915 - TXDOT-FY15RAMP								
37916 - TXDOT-M1612ANGL-FY16RAMP	(\$33,676.79)	\$0.00	\$0.00	(\$33,676.79)				
38000 - Emergency Mgmt-Fire Code	\$7,070.47	\$15,462.35	(\$16,062.93)	\$6,469.89				
38010 - Economic Development Tax Abate	\$201,182.47	\$12,098.53	(\$213,279.19)	\$1.81				
38100 - Vital Statistics Fee	\$3,897.12	\$3,030.18	(\$3,250.62)	\$3,676.68				
38110 - Records Management-Co. Clk.	\$866,614.26	\$97,303.26	(\$47,520.28)	\$916,397.24	\$907,059.20	\$252.13	\$0.00	\$907,311.33
38120 - Records Archive-Co Clk	\$597,240.20	\$91,678.52	(\$92,636.08)	\$596,282.64				
38200 - Civ,Crim,Prob Records Mgmt	\$88,225.90	\$10,592.97	(\$40,954.02)	\$57,864.85	\$299,287.87	\$83.20	\$0.00	\$299,371.07
38210 - County Graffiti Eradication	\$2,543.76	\$0.00	\$0.00	\$2,543.76				
38220 - Cnty,District Court Technology	\$88,474.49	\$2,228.13	(\$709.52)	\$89,993.10				
38230 - Record Preservation-Cty,DstClk	\$319,970.33	\$7,983.67	(\$3,443.57)	\$324,510.43				
38300 - Child Abuse Prevention Fund	\$11,756.41	\$600.48	(\$23.07)	\$12,333.82				
38310 - Family Protection Fund	\$38,818.21	\$4,472.12	(\$1,845.00)	\$41,445.33				
38320 - Records Management-Dist. Clk.	\$22,023.03	\$11,614.99	(\$13,184.87)	\$20,453.15				
38330 - Records Archive-District Clerk	\$92,718.45	\$7,760.36	(\$3,480.40)	\$96,998.41				
38400 - JP Building Security Fund	\$136,398.12	\$3,001.98	(\$1,183.38)	\$138,216.72				
38410 - Justice Court Technology Fund	\$187,421.86	\$12,112.67	(\$4,187.95)	\$195,346.58				
38500 - Financial Security	\$441,315.26	\$25,318.03	(\$9,449.63)	\$457,183.66				
38600 - LEOSE	\$76,156.01	\$28,648.33	(\$6,717.40)	\$98,086.94				
38710 - D A Hot Check Collection	\$24,858.93	\$3,008.02	(\$2,018.84)	\$25,850.11				
38720 - D A Supplemental	\$7,779.76	\$1,320.23	(\$2,734.23)	\$6,365.76				
38730 - D A Forfeiture, CCP Chapter 59	\$61,368.48	\$1,210.16	(\$20,323.26)	\$42,255.38				
38810 - Voter Registration-Tax Office	\$201.06	\$227.94	(\$6,140.55)	(\$5,711.55)				
38820 - Special Inv.Dealer Escrow-Tax	\$28,965.54	\$295.25	(\$489.80)	\$28,770.99	\$29,568.21	\$8.21	\$0.00	\$29,576.42
38830 - Scofflaw Fees, TTC Sect 502.01	\$430.25	\$30.00	\$0.00	\$460.25				
38910 - Election Services Contract	\$79,556.76	\$35,000.00	(\$156.71)	\$114,400.05				
38920 - Elections - HAVA Equip. Rental	\$161,687.94	\$0.00	(\$49,230.00)	\$112,457.94				
39100 - Sheriff Contraband Forfeiture	\$586,959.17	\$0.00	(\$4,976.25)	\$581,982.92				
39110 - Braz Cnty Narcotics Task Force	\$276,213.26	\$6,000.00	(\$14,049.79)	\$268,163.47				
39120 - Sheriff Commissary Fund	\$277,907.46	\$101,569.98	(\$109,622.53)	\$269,854.90				
39130 - Sheriff-Federal Forfeiture	\$203,974.45	\$0.00	(\$29,788.13)	\$174,186.32				
39200 - Juvenile Case Manager Fund	\$4,707.96	\$571.40	(\$256.34)	\$5,023.02				
39210 - CSCD-Bond Supervision	(\$11,544.12)	\$4,628.76	(\$7,130.72)	(\$14,046.08)				
39300 - Reliant Energy CARE Program	\$30,693.19	\$0.00	(\$648.94)	\$30,044.25				
39310 - UnitedWay-Emergency Assistance	\$15,197.26	\$0.00	(\$2,642.64)	\$12,554.62				
39400 - Book Sale	\$4,758.13	\$0.00	\$0.00	\$4,758.13				
39410 - Library-Special Projects	\$161,205.10	\$2,985.69	(\$2,054.74)	\$162,136.05				
39500 - SEP-Wastewater-EnvHlth-TCEQ	(\$4,706.78)	\$0.00	\$0.00	(\$4,706.78)				
39600 - SEP-Parks-TCEQ								
39610 - Parks Improvements								
39620 - Shoreline Rest. Task Force	\$4,480.39	\$0.00	\$0.00	\$4,480.39				
39630 - 2006 GoM Energy Security Act	\$52,398.25	\$0.00	\$0.00	\$52,398.25				
39700 - Lateral Road Fund								
39710 - Road & Bridge, Ch 152, Tx Code								
39720 - Special Projects								
39751 - Benefield Special Assessment								
39752 - CR 313A Special Assessment								
39759 - Bailey Oakwood Creek Sp Asses								
39760 - CR 64 Extension-Spec Assessmen								
39761 - WinkWynn Special Assessment								
39762 - Vivian St Lazy Oaks Spec Asses	\$1,266.04	\$125.00	\$0.00	\$1,391.04				
39800 - Law Library	\$134,640.78	\$41,571.24	(\$52,388.50)	\$123,823.52	\$205,760.15	\$57.14	\$0.00	\$205,817.29
39900 - Mosquito Control District	\$3,248,829.01	\$139,995.66	(\$445,449.22)	\$2,943,375.45	\$619,139.04	\$172.12	\$0.00	\$619,311.16
40000 - 2003 Cert of Oblig-I,S	\$311,571.09	\$19,810.79	\$0.00	\$331,381.88	\$18,368.54	\$5.10	\$0.00	\$18,373.64
41000 - 2006 Cert of Oblig-I,S	\$93,852.15	\$22,709.23	\$0.00	\$116,561.38	\$460,945.38	\$128.12	\$0.00	\$461,073.50
42000 - 2012 Cert of Oblig-I,S	\$422,059.85	\$22,341.35	\$0.00	\$444,401.20				
43000 - Tax Notes, Series 2013 I&S	\$79,177.11	\$8,373.54	\$0.00	\$87,550.65				
44000 - Toll Road - I&S	\$1,721,090.38	\$308,253.04	\$0.00	\$2,029,343.42				
45000 - Road Bonds-Mobility-I,S	\$1,500,533.26	\$76,086.60	\$0.00	\$1,576,619.86	\$131,212.41	\$36.53	\$0.00	\$131,248.94
45100 - Mobility-BuildAmerica-I,S	(\$356,122.17)	\$237,562.86	(\$118,781.43)	(\$237,340.74)				
46000 - Sheriff, Det Complex-I,S	\$715,920.92	\$1,854.93	\$0.00	\$717,775.85	\$1,176,587.73	\$327.06	\$0.00	\$1,176,914.79
51000 - 2006 Certificate of Obligation	\$648,225.21	\$0.00	\$0.00	\$648,225.21				
51100 - Braz Cnty Toll Rd Construction	(\$145,604.24)	\$0.00	\$0.00	(\$145,604.24)				
52000 - 2012 Cert of Oblig,C,M	(\$2,091,912.89)	\$0.00	(\$34,138.11)	(\$2,126,051.00)	\$4,500,714.02	\$2,065.85	\$0.00	\$4,502,779.87
53000 - Tax Notes, Series 2013 C&M	(\$378,574.93)	\$0.00	(\$56,435.00)	(\$435,009.93)	\$3,959,230.52	\$1,817.31	\$0.00	\$3,961,047.83
55000 - Mobility Plan	\$687,333.81	\$0.00	\$0.00	\$687,333.81				
55100 - Mobility-BuildAmericaBonds								
57000 - Hwy 6 ROW Acquisition-C,M	\$109.44	\$0.00	\$0.00	\$109.44				
57100 - Co Wide Road Bond 66-C,M								
57200 - Ring of Honor	\$32,017.22	\$414.00	\$0.00	\$32,431.22				
60500 - Airport Operating	(\$130,472.85)	\$355,265.33	(\$344,371.99)	(\$119,579.51)				

Fund	Cash				Investments			
	Opening GL Balance	GL Debit	GL Credit	GL Ending Balance	Opening GL Balance	GL Debit	GL Credit	GL Ending Balance
61100 - Braz Cnty Toll Rd Authority	(\$48,284.22)	\$0.00	(\$8,665.26)	(\$56,949.48)				
71000 - Health Care Benefits	\$964,632.98	\$1,234,952.37	(\$1,237,868.62)	\$961,716.73				
72000 - Employee Health Clinic	(\$243,881.60)	\$115,266.44	(\$144,107.41)	(\$272,722.57)				
73000 - Insurance Reserve	\$502,753.55	\$0.00	(\$7,731.01)	\$495,022.54	\$848,824.07	\$235.93	\$0.00	\$849,060.00
81000 - B Cnty Groundwatr Conserv Dist	\$1,052,524.16	\$36,506.87	(\$28,505.24)	\$1,060,525.79				
81100 - Braz Cnty Toll Road Authority	(\$310,644.02)	\$0.00	\$0.00	(\$310,644.02)				
81200 - BrazCntyFreshwaterSupplyDist2								
81500 - CSCD-Sub Abuse-Outpatient-DP	(\$33,014.36)	\$167,450.65	(\$114,113.02)	\$20,323.27				
81600 - CSCD-TAIP Treatment Aller.	(\$10,031.00)	\$30,394.00	(\$22,435.00)	(\$2,072.00)				
81700 - CSCD-Mental Health Caseloads	(\$12,500.36)	\$91,122.02	(\$43,390.06)	\$35,231.60				
81800 - CSCD-Supervision Program	\$1,169,220.43	\$1,259,433.92	(\$994,020.71)	\$1,434,633.64				
81850 - CSCD-Evidence Based Assessment								
81900 - CSCD-Comm Corr-Op Hab Caseload	\$11,463.63	\$122,784.98	(\$82,245.48)	\$52,003.13				
82000 - CSCD-Comm Corr-Life								
82100 - CSCD-Comm Corr-Sex Offender	\$2,570.18	\$118,153.30	(\$69,197.05)	\$51,526.43				
82200 - CSCD-Comm Corr-Substance Abuse	\$8,283.44	\$98,559.91	(\$68,204.18)	\$38,639.17				
82300 - CSCD-Operation Habilitation DP	(\$808.75)	\$58,930.69	(\$44,314.46)	\$13,807.48				
82400 - CSCD-New Caseload Reduction-DP								
87500 - Payroll Clearing								
88000 - Trust & Agency								
88200 - Brazos Mall	\$11,510.20	\$0.00	\$0.00	\$11,510.20				
88300 - SH288 @ CR 56 Overpass								
89000 - Historical Commission	\$649.84	\$0.00	\$0.00	\$649.84	\$13,628.01	\$3.79	\$0.00	\$13,631.80



**BRAZORIA COUNTY  
PORTFOLIO REPORT  
March 2016**

Current Date: 3/31/2016

Fund	Description	Type	CUSIP	Coupon	Settle Date	Maturity Date	First Call Date	Par Value	Purch Price	Purch Cost	Book Value	Mkt Price	Mkt Value	Days to Mat	YTM	Interest Earned	
10000	FHLMC	Agency	3134G5AR6	1.000	07/07/14	07/07/17	01/07/15	2,000,000.00	100.000	2,000,000.00	2,000,000.00	1.0036	2,007,280.00	463	1.000		
10000	FHLMC	Agency	3134G6V26	1.250	06/29/15	06/29/18	12/29/15	2,000,000.00	100.000	2,000,000.00	2,000,000.00	1.0023	2,004,620.00	820	1.250		
10000	FHLMC	Agency	3134G6N82	1.125	06/15/15	02/20/18	08/20/15	2,000,000.00	100.000	2,001,562.50	2,000,000.00	1.0011	2,002,240.00	691	1.125		
10000	FFCB	Agency	3133EE3P3	1.200	07/13/15	07/13/18	07/13/16	2,000,000.00	100.000	2,000,000.00	2,000,000.00	1.0025	2,005,000.00	834	1.200		
10000	FHLB	Agency	3130A5Z51	1.250	08/17/15	08/17/18	08/17/16	2,000,000.00	100.000	2,000,000.00	2,000,000.00	1.0032	2,006,400.00	869	1.250		
10000	FFCB	Agency	3133EFKW6	1.010	10/26/15	10/26/18	10/26/16	2,000,000.00	100.000	2,000,000.00	2,000,000.00	1.0029	2,005,800.00	939	1.010		
10000	FHLMC	Agency	3134G72V2	1.100	10/29/15	10/29/18	01/29/16	2,000,000.00	100.000	2,000,000.00	2,000,000.00	1.0006	2,001,240.00	942	1.100		
10000	FNMA	Agency	3136G2U54	1.250	11/30/15	11/30/18	11/30/16	2,000,000.00	100.000	2,000,000.00	2,000,000.00	1.0047	2,009,400.00	974	1.250		
10000	FHLB	Agency	3130A6WU7	1.500	12/28/15	12/28/18	06/28/16	2,000,000.00	100.000	2,000,000.00	2,000,000.00	1.0029	2,005,780.00	1002	1.500		
10000	FHLMC	Agency	3134G8GG8	1.600	01/29/16	01/29/19	04/29/16	2,000,000.00	100.000	2,000,000.00	2,000,000.00	1.0010	2,002,020.00	1034	1.600		
10000	FNMA	Agency	3136G3BR5	1.300	03/22/16	03/22/19	09/22/16	2,000,000.00	100.000	2,000,000.00	2,000,000.00	1.0000	2,000,000.00	1086	1.300		
997	TexPool	LGIP		0.330				63,422,673.41	100.000	63,422,673.41	63,422,673.41	100.00	63,422,673.41	1	0.330	17,399.47	
998	Texas Class	LGIP		0.540				51,962,161.10	100.000	51,962,161.10	51,962,161.10	100.00	51,962,161.10	1	0.540	23,840.05	
999	Depository	Cash		0.500				29,833,625.04	100.000	29,833,625.04	29,833,625.04	100.00	29,833,625.04	1	0.500	14,158.78	
								<b>167,218,459.55</b>		<b>167,220,022.05</b>	<b>167,218,459.55</b>		<b>167,268,239.55</b>	<b>116</b>	<b>0.545</b>	<b>55,398.30</b>	

This report is presented in accordance with the Texas Government Code Title 10 Section 2256.023 and complies with the Investment Strategy of Brazoria County's Investment Policy and I certify that to the best of my knowledge the above is true and correct.

*Cathy Campbell*

Cathy Campbell, CIO  
Brazoria County Treasurer

**BRAZORIA COUNTY  
DATA SUMMARY  
March 2016**

Type Breakdown:	Book Value	Percent	Wtd Avg Mat	Wtd Avg Yield
LGIP	115,384,834.51	69.00%	1	0.425
Agency	22,000,000.00	13.16%	878	1.235
Cash	29,833,625.04	17.84%	1	0.500
	<b>167,218,459.55</b>	<b>100.00%</b>	<b>116</b>	<b>0.545</b>

Issuer Breakdown:	Book Value	Percent	Wtd Avg Mat	Wtd Avg Yield
FNMA	4,000,000.00	2.39%	1030	1.275
FHLB	4,000,000.00	2.39%	936	1.375
FHLMC	10,000,000.00	5.98%	790	1.215
-	-			
FFCB	4,000,000.00	2.39%	887	1.105
-	-			
TexPool	63,422,673.41	37.93%	1	0.330
Texas Class	51,962,161.10	31.07%	1	0.540
Depository	29,833,625.04	17.84%	1	0.500
	<b>167,218,459.55</b>	<b>100.00%</b>	<b>116</b>	<b>0.545</b>

Fund Breakdown:	Book Value	Percent	Wtd Avg Mat	Wtd Avg Yield
10000	22,000,000.00	13.16%	878	1.235
20500	-			
997	63,422,673.41	37.93%	1	0.330
998	51,962,161.10	31.07%	1	0.540
999	29,833,625.04	17.84%	1	0.500
	<b>167,218,459.55</b>	<b>100.00%</b>	<b>116</b>	<b>0.545</b>

Maturity Breakdown:	Book Value	Percent
Less Than 90 Days	145,218,459.55	86.84%
90 to 180 Days	-	0.00%
181 to 365 Days	-	0.00%
More Than 365 Days	22,000,000.00	13.16%
	<b>167,218,459.55</b>	<b>100.00%</b>

**BRAZORIA COUNTY**  
**Summary Investment Report**  
**For the Period Ending 03/31/2016**

<b>Total Portfolio Summary</b>			
	<b>Current Month 03/31/16</b>	<b>Prior Month 2/29/2016</b>	<b>Change From Prior</b>
Book Value	167,218,459.55	174,904,891.02	(7,686,431.47)
Market Value	167,268,239.55	174,946,931.02	(7,678,691.47)
Market Value%	100.03%	100.02%	0.01%
Weighted Average Maturity - Days	116 days	102 days	14
Weighted Average Yield	0.545%	0.51%	0.03%

<b>Portfolio Composition by Fund</b>			
<b>Fund Name</b>	<b>3/31/2016 Book Value</b>	<b>Wtd Avg Yield</b>	<b>Wtd Avg Maturity</b>
10000	22,000,000.00	1.235%	878
20500	-		
997	63,422,673.41	0.330%	1
998	51,962,161.10	0.540%	1
999	29,833,625.04	0.500%	1
<b>TOTALS:</b>	<b>167,218,459.55</b>	<b>0.545%</b>	<b>116 days</b>

