

Date: 12/22/2015

THE SPECIAL COMMISSIONERS COURT SESSION OF BRAZORIA COUNTY, TEXAS

ORDER NO. VI.B.2.a.

RE: Treasurer's Monthly Report and Investment Report for October 2015

Approve the Treasurer's Monthly Report and Investment Report for October 2015 and enter this order into the minutes. This order and affidavit must be filed with the County Clerk.



CATHY CAMPBELL, CCT, CIO
BRAZORIA COUNTY TREASURER

111 E. Locust, Room 305 Angleton, Texas 77515-4654
979-864-1353 FAX 979-864-1680


Attached is the Monthly Treasurer's Report submitted by Cathy Campbell,
Brazoria County Treasurer for the month of OCTOBER 2015. This report is in
compliance with the Local Government Code Sec. 114.026 and contains:

Commissioners' Court Affidavit: 114.026 (d)
Monies received and disbursed: 114.026 (a) (1)
Debts due to* and owed by the county: 114.026 (a) (2)
All other proceedings in the Treasurer's office: 114.026 (a) (3)
Brazoria County general ledger fund activity: 114.026 (c)

Brazoria County Investment Portfolio for OCTOBER 2015: 2256.023

Note: debts due to the County are reported to the Court separately by collecting offices

"I CERTIFY THAT TO THE BEST OF MY KNOWLEDGE THE ATTACHED
ARE TRUE AND CORRECT."



Cathy Campbell, CCT, CIO
Brazoria County Treasurer


MINUTES OF COUNTY FINANCES
TREASURER'S MONTHLY REPORT
AFFIDAVIT
COMMISSIONERS' COURT DECEMBER 22, 2015

BEFORE ME, the undersigned authority, a Notary Public in and for Brazoria County, Texas, on this day personally appeared the Members of Brazoria County Commissioners' Court and who after being duly sworn upon their oaths do hereby state as follows:


The requirements of Subsection (c) of the Texas Local Government Code §114.026 have been met and that we have reviewed and examined the Monthly Report of: **CATHY CAMPBELL**, Treasurer of Brazoria County, Texas for OCTOBER 2015.

Further, having taken reasonable steps to ensure its accuracy as presented, approve the report and enter this order into the minutes which state total cash and other assets in the custody of the County Treasurer at the time of the examination to be \$116,416,056.97.

The Treasurer's report and this affidavit will be published on the Brazoria County website.




L.M. "Matt" Sebesta, Jr.
County Judge




Donald W. "Dude" Payne
Commissioner Precinct 1



Ryan Cade
Commissioner Precinct 2



Stacy L. Adams
Commissioner Precinct 3



David R. Linder
Commissioner Precinct 4

SUBSCRIBED AND SWORN TO BEFORE ME THIS 22nd DAY OF DECEMBER 2015.





Notary Public in and for Brazoria County, Texas
My Commission Expires: 01-25-19

BRAZORIA COUNTY Bank Account Activity and Interest Report for October 2015

Account	Ending Bank Balance		Deposits and Other Credits Received	Checks and Other Debits Disbursed	Ending Bank Balance		MONTHLY Interest Earned
	09/30/2015	10/31/2015			10/31/2015	10/31/2015	
FIRST NATIONAL BANK OF LAKE JACKSON							
Tax Assessor/Collector GOVPAY Acct	25,966.54	652,707.54	(96,066.24)	582,607.84	138.40		
Tax Assessor/Collector Veh Inventory Prop Tax Payroll	1,443,347.91	179,586.30	(3,656.12)	1,619,278.09	700.17		
Operating	1,025,805.88	7,610,722.94	(7,368,401.03)	1,268,127.79	699.90		
Jury Fund	25,072,515.69	7,610,677.64	(14,743,402.39)	17,939,790.94	9,112.18		
Tax Assessor/Collector Boat Sales Tax *	357,101.00	30.00	(24,225.00)	332,906.00	162.90		
County Clerk Trust Fund	3,638.02	36,854.94	(37,481.12)	3,011.84	1.56		
District Clerk Trust Fund	1,883,182.76	605,858.64	(13,591.31)	2,475,450.09	954.45		
Tax Assessor/Collector Motor Vehicle Acct	1,769,951.63	117,407.91	(180,081.88)	1,707,277.66	739.45		
Tax Assessor/Collector Boat Collections	986,273.33	5,801,539.80	(6,103,988.59)	683,824.54	323.92		
Tax Assessor/Collector Sales Tax Account *	38,386.01	34,885.05	(44,999.04)	28,272.02	11.07		
Sheriff Barber Shop Education Training Program *	601,536.63	4,753,133.70	(4,422,497.44)	932,172.89	203.63		
Comptroller Direct Deposit	60,376.96	2,317.99	(2,551.59)	60,143.36	25.99		
Sheriff's Dept Narcotic Unit-Operations	259,590.44	1,384,411.41	(1,223,563.18)	420,438.67	201.21		
Comm. Super & Corrections Dept. Restitution Acct	6,109.81	0.00	(4,226.63)	1,883.18	1.93		
District Atty Check Collection Account	115,196.17	48,329.08	(28,437.28)	135,087.97	52.41		
Tax Assessor/Collector Tax Account	16,436.37	29,687.20	(16,942.08)	29,181.49	6.03		
Employee Benefit Trust Fund *	1,988,255.44	30,308,572.14	(29,419,828.37)	2,876,999.21	371.79		
Investment Acct	715,949.09	1,570,003.93	(1,418,932.43)	867,020.59	376.71		
Credit Card Account	8,000,000.00	9,039,925.00	(7,033,050.00)	10,006,875.00	3,603.68		
E-Filing / E-Recording	1,777,789.60	423,043.18	(890,230.98)	1,310,601.80	870.22		
Build America Bonds Fund* (Acct. Closed June 2015)	169,437.94	266,831.31	(308,094.09)	128,175.16	41.54		
Parks Credit Card	-	35,343.07	(64,279.40)	0.00	0.00		
Juvenile Restitution Account	64,279.40	35,343.07	(64,279.40)	35,343.07	17.54		
First National Bank of Lake Jackson Totals	46,382,541.76	70,514,755.31	(73,449,275.37)	43,448,021.70	18,617.23		
TOTAL Interest Earning Accounts EOM Balance				43,448,021.70			18,617.23


Accounts at the bank NOT included above: Sheriff, County and District Clerks Cash Bonds; TCDBG-IKE; Inmate Trust; TCEQ and Bail Bond Security

TOTAL Interest Earning Accounts EOM Balance 43,448,021.70

Interest Earned 1,211,672.95

Total 44,659,694.65

This report is presented in accordance with The Texas Government Code Title 4 Sec. 114.026 (a)(1) and I certify that to the best of my knowledge the above is the true and correct cash balance remaining in the Treasurer's custody.



Cathy Campbell, CCT, CIO
Brazoria County Treasurer



Brazoria County Bond Payments - OCTOBER 2015

	INTEREST	PRINCIPAL	BAB SUBSIDY	TOTAL
Series 2006 - Certificates of Obligation	0.00	0.00		0.00
Series 2006 - Unlimited Tax Road Bonds	0.00	0.00		0.00
Series 2008 - Unlimited Tax Road Bonds	0.00	0.00		0.00
Series 2010A - Unlimited Tax Road Bonds	0.00	0.00		0.00
Series 2010B - Unlimited Tax Road Bonds (BAB)	0.00	0.00	0.00	0.00
Series 2012 - General Obligation Refnd Bonds	0.00	0.00		0.00
Series 2012 - Certificates of Obligation	0.00	0.00		0.00
Series 2012 - Unlimited Tax Road Bonds	0.00	0.00		0.00
Series 2013 - Limited Tax Notes	0.00	0.00		0.00
TOTAL PAYMENTS	0.00	0.00	0.00	0.00

The following pages show the remaining bond payments to be made by Brazoria County.

This report is presented in accordance with The Texas Government Code Title 4 Sec. 114.026 (a)(2)

Cathy Campbell, CCT, CIO
Brazoria County Treasurer

BRAZORIA COUNTY, TEXAS
Series 2006 - Certificate of Obligation Bonds
Remaining Payment Schedule

FISCAL YEAR	INTEREST 1-Mar	PRINCIPAL 1-Mar	INTEREST 1-Sep	TOTAL PAYMENT
2016	215,060.00	665,000.00	200,075.63	1,100,135.63
2017	200,075.63	715,000.00	185,060.63	1,100,136.26
2018	185,060.63	745,000.00	169,043.13	1,099,103.76
2019	169,043.13	775,000.00	152,090.00	1,096,133.13
2020	152,090.00	810,000.00	134,067.50	1,096,157.50
2021	134,067.50	850,000.00	115,155.00	1,099,222.50
2022	115,155.00	885,000.00	96,242.50	1,096,397.50
2023	96,242.50	930,000.00	74,317.50	1,099,560.00
2024	74,317.50	970,000.00	52,250.00	1,096,567.50
2025	52,250.00	1,020,000.00	26,750.00	1,099,000.00
2026	26,750.00	1,070,000.00	0.00	1,096,750.00
	1,419,111.89	9,455,000.00	1,204,051.89	12,078,163.78

Debt History:
 Date of Receipt 1-Jun-06
 Amount of Issue \$13,880,000
 True Int Cost 4.506%

Paying Agent:
 U.S. Bank
 ABA routing # 091000022
 St. Paul, MN 55486-2639

BRAZORIA COUNTY, TEXAS
Series 2006 - Unlimited Tax Road Bonds
Remaining Payment Schedule

FISCAL YEAR	INTEREST 1-Mar	PRINCIPAL 1-Mar	INTEREST 1-Sep	TOTAL PAYMENT
2016	244,000.00	625,000.00	230,718.75	1,099,718.75
2017	230,718.75	650,000.00	216,093.75	1,096,812.50
2018	216,093.75	680,000.00	200,793.75	1,096,887.50
2019	200,793.75	715,000.00	184,706.25	1,100,500.00
2020	184,706.25	745,000.00	166,081.25	1,096,787.50
2021	166,081.25	785,000.00	146,456.25	1,097,537.50
2022	146,456.25	825,000.00	125,831.25	1,097,287.50
2023	125,831.25	870,000.00	104,081.25	1,099,912.50
2024	104,081.25	915,000.00	80,062.50	1,099,143.75
2025	80,062.50	965,000.00	54,731.25	1,099,793.75
2026	54,731.25	1,015,000.00	28,087.50	1,097,818.75
2027	28,087.50	1,070,000.00		1,098,087.50
	1,781,643.75	9,860,000.00	1,537,643.75	13,179,287.50

Debt History:
 Date of Receipt 1-Nov-06
 Amount of Issue \$14,000,000
 True Int Cost 4.487%

Paying Agent:
 U.S. Bank
 ABA routing # 091000022
 St. Paul, MN 55486-2639

BRAZORIA COUNTY, TEXAS
Series 2008 - Unlimited Tax Road Bonds
Remaining Payment Schedule

FISCAL YEAR	INTEREST 1-Mar	PRINCIPAL 1-Mar	INTEREST 1-Sep	TOTAL PAYMENT
2016	127,882.50	350,000.00	121,320.00	599,202.50
2017	121,320.00	365,000.00	114,248.13	600,568.13
2018	114,248.13	380,000.00	106,648.13	600,896.26
2019	106,648.13	395,000.00	98,748.13	600,396.26
2020	98,748.13	410,000.00	90,343.13	599,091.26
2021	90,343.13	430,000.00	81,313.13	601,656.26
2022	81,313.13	445,000.00	71,856.88	598,170.01
2023	71,856.88	465,000.00	61,859.38	598,716.26
2024	61,859.38	485,000.00	51,250.00	598,109.38
2025	51,250.00	510,000.00	40,093.75	601,343.75
2026	40,093.75	530,000.00	28,500.00	598,593.75
2027	28,500.00	555,000.00	14,625.00	598,125.00
2028	14,625.00	585,000.00		599,625.00
Total	1,008,688.16	5,905,000.00	880,805.66	7,794,493.82

Debt History:
 Date of Receipt 1-Jul-08
 Amount of Issue \$8,000,000
 True Int Cost 4.410%

Paying Agent:
 U.S. Bank
 ABA routing # 091000022
 St. Paul, MN 55486-2639

BRAZORIA COUNTY, TEXAS
Series 2010A - Unlimited Tax Road Bonds
Remaining Payment Schedule

FISCAL YEAR	INTEREST 1-Mar	PRINCIPAL 1-Mar	INTEREST 1-Sep	TOTAL PAYMENT
2016	36,478.00	835,000.00	26,041.00	897,519.00
2017	26,041.00	855,000.00	13,750.00	894,791.00
2018	13,750.00	880,000.00	0.00	893,750.00
Total	76,269.00	2,570,000.00	39,791.00	2,686,060.00

Debt History:
 Date of Receipt 1-Mar-10
 Amount of Issue \$6,200,000
 Total Int Cost 3.900%

Paying Agent:
 U.S. Bank
 ABA routing # 091000022
 St. Paul, MN 55486-2639

BRAZORIA COUNTY, TEXAS
Series 2010B - Unlimited Tax Road Bonds
(Build America Bonds)
Remaining Payment Schedule

FISCAL YEAR	INTEREST 1-Mar	PRINCIPAL 1-Mar	INTEREST 1-Sep	BAB's SUBSIDY	TOTAL PAYMENT
2016	364,137.00		364,137.00	(236,288.00)	491,986.00
2017	364,137.00		364,137.00	(236,288.00)	491,986.00
2018	364,137.00		364,137.00	(236,288.00)	491,986.00
2019	343,234.00	910,000.00	343,234.00	(229,499.45)	1,387,971.55
2020	321,056.00	936,000.00	321,056.00	(215,522.25)	1,383,767.75
2021	297,201.00	965,000.00	297,201.00	(200,587.30)	1,382,669.70
2022	271,981.00	1,000,000.00	271,981.00	(184,665.41)	1,384,516.59
2023	245,232.00	1,030,000.00	245,232.00	(167,804.59)	1,379,408.41
2024	216,909.00	1,070,000.00	216,909.00	(149,937.03)	1,374,977.87
2025	187,107.00	1,105,000.00	187,107.00	(131,078.95)	1,377,937.05
2026	152,608.00	1,145,000.00	152,608.00	(110,217.13)	1,374,497.87
2027	116,603.00	1,195,000.00	116,603.00	(87,342.82)	1,376,868.18
2028	79,242.00	1,240,000.00	79,242.00	(63,539.95)	1,372,305.05
2029	40,374.00	1,290,000.00	40,374.00	(38,808.22)	1,370,807.78
2030		1,340,000.00		(13,098.94)	1,367,275.06
Total	3,728,095.00	13,225,000.00	3,363,958.00	(2,300,966.03)	18,016,086.97

Debt History:
Date of receipt 1-Mar-10
Amount of issue \$13,225,000.00
True Int Cost 3.550%

Paying Agent:
U.S. Bank
ABA routing # 091000022
St Paul, MN 55486-2639

BRAZORIA COUNTY, TEXAS
Series 2012 - Certificates of Obligation
Remaining Payment Schedule

FISCAL YEAR	INTEREST 1-Mar	PRINCIPAL 1-Mar	INTEREST 1-Sep	TOTAL PAYMENT
2016	554,925.00		554,925.00	1,109,850.00
2017	554,925.00		554,925.00	1,109,850.00
2018	531,225.00	1,185,000.00	531,225.00	2,271,150.00
2019	509,700.00	1,230,000.00	509,700.00	2,279,925.00
2020	477,575.00	1,285,000.00	477,575.00	2,272,275.00
2021	443,825.00	1,350,000.00	443,825.00	2,271,400.00
2022	408,325.00	1,420,000.00	408,325.00	2,272,150.00
2023	370,950.00	1,495,000.00	370,950.00	2,274,275.00
2024	331,700.00	1,570,000.00	331,700.00	2,272,650.00
2025	290,450.00	1,650,000.00	290,450.00	2,272,150.00
2026	247,075.00	1,735,000.00	247,075.00	2,272,525.00
2027	201,450.00	1,825,000.00	201,450.00	2,273,525.00
2028	153,450.00	1,920,000.00	153,450.00	2,274,900.00
2029	118,450.00	2,000,000.00	118,450.00	2,271,900.00
2030	82,137.50	2,075,000.00	82,137.50	2,275,887.50
2031	44,600.00	2,145,000.00	44,600.00	2,271,737.50
2032		2,230,000.00		2,274,600.00
Total	5,875,687.50	25,115,000.00	5,320,762.50	36,311,450.00

Debt History:
Date of Receipt 26-Jul-12
Amount of Issue \$25,115,000.00
True Int Cost 3.380%

Paying Agent:
U.S. Bank
ABA routing # 091000022
St. Paul, MN 55486-2639

BRAZORIA COUNTY, TEXAS
Series 2012 - General Obligation Refunding Bonds
Remaining Payment Schedule

FISCAL YEAR	INTEREST 1-Mar	PRINCIPAL 1-Mar	INTEREST 1-Sep	TOTAL PAYMENT
2016	41,100.00	885,000.00	27,825.00	953,925.00
2017	27,825.00	910,000.00	14,175.00	952,000.00
2018	14,175.00	945,000.00		959,175.00
	88,100.00	2,740,000.00	42,000.00	2,865,100.00

Debt History:
 Date of Receipt 26-Jul-12
 Amount of Issue \$4,435,000.00
 True Int cost 1.360%

Paying Agent:
 U.S. Bank
 ABA routing # 091000022
 St. Paul, MN 55486-2639

BRAZORIA COUNTY, TEXAS
Series 2012 - Unlimited Tax Road Bonds
Remaining Payment Schedule

FISCAL YEAR	INTEREST 1-Mar	PRINCIPAL 1-Mar	INTEREST 1-Sep	TOTAL PAYMENT
2016	122,250.00	360,000.00	118,650.00	600,900.00
2017	118,650.00	370,000.00	113,100.00	601,750.00
2018	113,100.00	380,000.00	107,400.00	600,500.00
2019	107,400.00	395,000.00	101,475.00	603,875.00
2020	101,475.00	405,000.00	95,400.00	601,875.00
2021	95,400.00	420,000.00	89,100.00	604,500.00
2022	89,100.00	430,000.00	82,650.00	601,750.00
2023	82,650.00	445,000.00	75,975.00	603,625.00
2024	75,975.00	455,000.00	69,150.00	600,125.00
2025	69,150.00	470,000.00	62,100.00	601,250.00
2026	62,100.00	485,000.00	54,825.00	601,925.00
2027	54,825.00	500,000.00	47,012.50	601,837.50
2028	47,012.50	515,000.00	38,643.75	600,656.25
2029	38,643.75	535,000.00	29,850.00	603,593.75
2030	29,850.00	550,000.00	20,668.75	600,618.75
2031	20,668.75	570,000.00	10,693.75	601,362.50
2032	10,693.75	590,000.00		600,693.75
	1,239,043.75	7,875,000.00	1,116,793.75	10,230,837.50

Debt History:
 Date of Receipt 26-Jul-12
 Amount of Issue \$8,575,000.00
 True Int cost 3.120%

Paying Agent:
 U.S. Bank
 ABA routing # 091000022
 St. Paul, MN 55486-2639

BRAZORIA COUNTY, TEXAS
Series 2013 - Limited Tax Notes
Remaining Payment Schedule

FISCAL YEAR	INTEREST 1-Feb	PRINCIPAL 1-Feb	INTEREST 1-Aug	TOTAL PAYMENT
2016	63,453.00	250,000.00	61,503.00	374,956.00
2017	61,503.00	250,000.00	59,553.00	371,056.00
2018	59,553.00	1,830,000.00	45,279.00	1,934,832.00
2019	45,279.00	2,855,000.00	23,010.00	2,923,289.00
2020	23,010.00	2,950,000.00		2,973,010.00
	252,798.00	8,135,000.00	189,345.00	8,577,143.00

Debt History:
 Date of Receipt 19-Dec-13
 Amount of Issue \$9,900,000.00
 True Int cost 1.560%

Paying Agent:
 Wells Fargo Bank, NA
 ABA routing # 121000248
 Houston, TX 77062



Cathy Campbell, CCT,CIO
BRAZORIA COUNTY TREASURER

Brazoria County Treasurer's Office Proceedings for October 2015

Activity	Count		Amount
Cash receipts issued:	162	\$	236,111.28
Treasurer Deposits:	71	\$	266,605.40
Healthcare Invoices processed:	16	\$	1,434,725.49
Retiree premium payments processed:	283	\$	43,589.00
<65 Retiree Prepaid 401h reimbursements processed:	94	\$	28,320.00
>65 Retiree Prepaid 401h reimbursements processed:	196	\$	36,775.00
Wire transfers executed:	73	\$	19,185,398.11
EFT files processed:	15	\$	6,276,481.80
Accounts Payable checks printed and distributed:	1509	\$	4,673,311.08
Jury checks printed and disbursed:	2173	\$	37,300.00
Payroll advices printed and distributed (est.):	1880		
Payroll checks printed and distributed:	92		
Stop payments issued:	73		
Positive Pay files processed:	53		
Journal Entries posted:	206		

Submitted for compliance with Local Government Code Sec. 114.026 subsection (a)(3)

I certify to the best of my knowledge the above is true and correct.

Cathy Campbell, CCT,CIO
Brazoria County Treasurer

Brazoria County Fund Balance Activity for October 2015

General Ledger Fund balances are of the last day of the month and may not include all journal entries and adjustments for that month.

Bank accounts have been reconciled or, are in the process of being reconciled to general ledger since this report was generated.

Submitted for compliance with Local Government Code Sec. 114.026 subsection (c)

Fund	Cash				Investments			
	Opening GL Balance	GL Debit	GL Credit	GL Ending Balance	Opening GL Balance	GL Debit	GL Credit	GL Ending Balance
10000 - General Fund	\$20,221,040.76	\$52,396,333.85	\$56,543,507.58	\$16,073,867.03	\$58,567,795.58	\$2,378,533.83	\$3,000,000.00	\$57,946,329.41
10100 - General Fund - Construction	\$45,994.64	\$0.00	\$59,287.85	-\$13,293.21				
10200 - Juv Prob Fees	\$232,963.95	\$5,932.23	\$8,023.01	\$230,873.17				
10300 - Unclaimed Juvenile Restitution	\$1,063.49	\$0.00	\$0.00	\$1,063.49				
10400 - Env Health-Retail Food Permits	\$4,418.92	\$7,631.19	\$14,387.57	-\$2,337.46				
10500 - District Clerk Contingency	\$326,171.40	\$2,775.40	\$1,466.74	\$327,480.06	\$252,943.75	\$20.70	\$0.00	\$252,964.45
10600 - Fire Training Field	\$61,002.83	\$0.00	\$0.00	\$61,002.83				
10700 - Parks Special Events	\$11,750.38	\$1,000.00	\$172.12	\$12,578.26				
10850 - CPS-Donations	\$23,120.01	\$1,154.00	\$2,512.37	\$21,761.64				
10900 - CPS-Bikes & Bears	\$111.50	\$0.00	\$0.00	\$111.50				
20000 - Road and Bridge Non-Construct	\$34,486,957.47	\$1,073,153.26	\$2,244,950.64	\$33,315,160.09	\$2,234,308.27	\$303.04		\$2,234,611.31
20500 - Road and Bridge Construction	-\$15,116,956.20	\$38,926.95	\$580,919.06	-\$15,658,948.31				
30000 - USDA-WIC	-\$1,678.55	\$0.00	\$0.00	-\$1,678.55				
30100 - TDSHS Women Infants & Children	-\$211,585.27	\$159,493.07	\$157,422.68	-\$209,514.88				
30200 - USDA-WIC Peer Counseling	\$0.00	\$0.00	\$0.00	\$0.00				
30300 - USDA-WIC Registered Diet	\$0.00	\$0.00	\$0.00	\$0.00				
30400 - USDA-WIC Lactation Reimb.	\$0.00	\$0.00	\$0.00	\$0.00				
30500 - HHS-PPCPS-CRI	-\$8,370.04	\$5,202.85	\$5,813.57	-\$8,980.76				
30600 - HHS-BRHLO-Comm, Rural Hlth	-\$10,531.11	\$0.00	\$0.00	-\$10,531.11				
30700 - HHS-PPCPS-HAZARDS	-\$25,202.77	\$17,157.18	\$20,244.95	-\$28,290.54				
30701 - HHS-CPS/EBOLA-PHEP		\$0.00	\$3,082.95	-\$3,082.95				
30710 - HHS-INFECTIOUS_DIS_CONTRL_UNIT	-\$5,022.34	\$0.00	\$3,202.06	-\$8,224.40				
30800 - HHS-CPS-Title IV-E-FCM	-\$12,886.35	\$3,180.65	\$11,574.21	-\$21,279.91				
30850 - HHS-CPS-Title IV-E Legal Svcs	-\$3,061.40	\$13,881.73	\$41,199.51	-\$30,379.18				
30900 - HHS-TJPC-Title IV-E FosterCare	\$0.00	\$0.00	\$0.00	\$0.00				
31100 - DHS-Repetitive Flood Claims	\$0.00	\$0.00	\$0.00	\$0.00				
31200 - DHS-EOC-Retrofit Project	\$0.00	\$0.00	\$0.00	\$0.00				
31300 - DHS-Buffer Zone Protection	\$0.00	\$0.00	\$0.00	\$0.00				
31500 - DHS-St Homeland Sec-UASI	-\$5,456.84	\$0.00	\$41,261.60	-\$46,718.44				
31600 - DHS-St Homeland Security	\$0.00	\$0.00	\$0.00	\$0.00				
31800 - DHS-EOCGP-Emer Oper Ctr Grant	\$13.95	\$0.00	\$0.00	\$13.95				
32005 - HUD-FY05-Section 8 Housing-ADM	\$33,141.82	\$0.00	\$0.00	\$33,141.82				
32006 - HUD-FY06-Section 8 Housing-ADM	\$105,238.12	\$0.00	\$0.00	\$105,238.12				
32007 - HUD-FY07-Section 8 Housing-ADM	\$19,026.49	\$0.00	\$0.00	\$19,026.49				
32008 - HUD-FY08-Section 8 Housing-ADM	\$37,624.66	\$0.00	\$0.00	\$37,624.66				
32009 - HUD-FY09-Section 8 Housing-ADM	\$82,516.47	\$0.00	\$0.00	\$82,516.47				
32010 - HUD-FY10-Section 8 Housing-ADM	\$119,561.99	\$0.00	\$0.00	\$119,561.99				
32011 - HUD-FY11-Section 8 Housing-ADM	\$89,607.78	\$0.00	\$0.00	\$89,607.78				
32012 - HUD-FY12-Section 8 Housing-ADM	\$35,551.76	\$0.00	\$0.00	\$35,551.76				
32013 - 2013-Section8-Adm	\$192,799.12	\$60,331.82	\$51,566.23	\$201,564.71				
32110 - HUD-FY10-Section 8 Housing-HAP	\$86,751.36	\$0.00	\$0.00	\$86,751.36				
32113 - 2013-Section 8-HAP	-\$28,852.51	\$467,648.00	\$464,091.00	-\$25,295.51				
32211 - HUD-CDBG-2011	\$0.00	\$0.00	\$0.00	\$0.00				
32212 - HUD-CDBG-PY2012	\$106.30	\$0.00	\$0.00	\$106.30				
32213 - CDBG	-\$1,168.19	\$282,814.56	\$342,067.50	-\$60,421.13				
32214 - HOME	\$969.88	\$68,630.60	\$72,203.74	-\$2,603.27				
32215 - ESG	-\$1,915.00	\$18,401.25	\$32,803.37	-\$16,317.12				
32600 - HUD-Texas CDBG	-\$10,026.79	\$4,479.34	\$466,653.08	-\$472,200.53				
33200 - USDOJ-Crime Vict Assist-VOCA	-\$6,905.64	\$10,739.90	\$14,398.64	-\$10,564.38				
33250 - USDOJ-CSCD-Victim Svcs Prg	\$2,646.30	\$9,777.25	\$19,186.06	-\$6,762.51				
33300 - USDOJ-Drug Court Program	-\$50,266.44	\$15,700.33	\$27,777.87	-\$62,343.98				
33310 - USDOJ-DWI Court Program	-\$27,777.26	\$5,885.16	\$16,614.23	-\$38,506.33				
33500 - USDOJ-DEA-Narcotics OT Exp	-\$3,542.49	\$0.00	\$0.00	-\$3,542.49				
33900 - USDOJ-SCAAP	\$72,846.63	\$0.00	\$0.00	\$72,846.63				
34100 - DOI-Mutual Fire Prot, Dis A	\$15.53	\$0.00	\$0.00	\$15.53				
34200 - DOI-Parks Boating Access	-\$234,529.17	\$0.00	\$53.86	-\$234,583.03				
34250 - DOI-Swan Lake Boat Ramp	\$0.00	\$0.00	\$0.00	\$0.00				
34400 - USDOT-CR 257 Repairs	-\$19,862.98	\$0.00	\$2,642.02	-\$22,505.00				
34700 - IMLS-Library Mobile Proj Rnd 2	\$0.00	\$0.00	\$0.00	\$0.00				
34820 - USDC-SLP Dune Walkover	-\$1.07	\$0.00	\$0.00	-\$1.07				

Fund	Cash				Investments			
	Opening GL Balance	GL Debit	GL Credit	GL Ending Balance	Opening GL Balance	GL Debit	GL Credit	GL Ending Balance
34850 - USTREAS-Restore Act Projects	-\$329,951.30	\$0.00	\$9,158.82	-\$339,110.12				
34860 - DOI-Parks - CIAP Grant	-\$175.00	\$175.00	\$175.00	-\$175.00				
34912 - USDOT-1212ANGLE-Wildlife	\$0.00	\$0.00	\$0.00	\$0.00				
34913 - TXDOT 1312ANGLE-APRON	\$0.00	\$0.00	\$0.00	\$0.00				
34914 - TXDOT 1412ANGLE-APRON-CONSTRUC	\$236,573.18	\$0.00	\$0.00	\$236,573.18				
34915 - TXDOT-15HGANGLE-HANGAR	\$690,800.00	\$0.00	\$0.00	\$690,800.00				
34950 - USDOT-Terminal Building	\$0.00	\$0.00	\$0.00	\$0.00				
35000 - TJJID-State Aid	-\$55,404.18	\$286,652.70	\$192,912.44	\$38,336.08				
35650 - TJPC-JAEP-Boot Camp-8/31	-\$23,556.11	\$18,983.20	\$42,399.42	-\$46,972.33				
35800 - TJPC-JAEP-Boot Camp-7/31	\$0.00	\$0.00	\$0.00	\$0.00				
35900 - TJJID-Mental Health Services	\$0.00	\$0.00	\$0.00	\$0.00				
36100 - TCEQ-LIRAP Prg	\$934,076.00	\$0.00	\$0.00	\$934,076.00				
36400 - TCEQ-Local Initiatives Prg	\$52.36	\$0.00	\$0.00	\$52.36				
36801 - TXDOT-CR 48 PROJECT	-\$5,746.68	\$0.00	\$46,698.27	-\$52,444.95				
37000 - OAG-VAG Grant	-\$2,454.72	\$4,065.75	\$7,604.84	-\$5,993.81				
37200 - DFPS-CPS-Title IV-B-Concr Svc	-\$158.00	\$0.00	\$338.00	-\$496.00				
37300 - TDHCA-Amy Young Barrier Remova	-\$877.67	\$0.00	\$0.00	-\$877.67				
37400 - TDH-Immunization	-\$51,832.09	\$7,365.16	\$22,561.25	-\$67,028.18				
37800 - OAG-Regional Juv Mental Hlth S	\$0.00	\$0.00	\$0.00	\$0.00				
37913 - TXDOT-M312ANGLE-FY13RAMP	\$0.00	\$79.55	\$238.86	-\$159.31				
37914 - TXDOT-M212ANGLE-FY14RAMP	-\$16,768.00	\$0.00	\$0.00	-\$16,768.00				
37915 - TXDOT-FY15RAMP	-\$33,926.37	\$17,911.37	\$16,992.50	-\$33,007.50				
37916 - TXDOT-M1612ANGL-FY16RAMP				\$0.00				
38000 - Emergency Mgmt-Fire Code	\$12,185.27	\$11,973.50	\$12,020.17	\$12,138.60				
38010 - Economic Development Tax Abate	\$2,084.84	\$0.00	\$0.00	\$2,084.84				
38100 - Vital Statistics Fee	\$8,395.53	\$226.62	\$1,303.80	\$7,318.35				
38110 - Records Management-Co. Clk.	\$787,102.02	\$64,699.21	\$62,186.42	\$789,614.81	\$906,336.26	\$74.34		\$906,410.60
38120 - Records Archive-Co Clk	\$593,557.20	\$53,891.47	\$61,210.27	\$586,238.40				
38200 - Civ,Crim,Prob Records Mgmt	\$70,371.89	\$10,197.42	\$4,598.20	\$75,971.11	\$299,049.34	\$24.51		\$299,073.85
38210 - County Graffiti Eradication	\$2,541.01	\$0.00	\$0.00	\$2,541.01				
38220 - Cnty,District Court Technology	\$83,475.89	\$2,376.81	\$946.35	\$84,906.35				
38230 - Record Preservation-Cty,DstClk	\$303,779.33	\$6,503.49	\$3,162.13	\$307,120.69				
38300 - Child Abuse Prevention Fund	\$11,080.23	\$330.62	\$241.99	\$11,168.86				
38310 - Family Protection Fund	\$62,425.12	\$3,608.58	\$33,725.54	\$32,308.16				
38320 - Records Management-Dist. Clk.	\$34,492.05	\$5,276.28	\$6,989.26	\$32,779.07				
38330 - Records Archive-District Clerk	\$75,476.37	\$7,199.14	\$3,760.62	\$78,914.89				
38400 - JP Building Security Fund	\$129,322.11	\$2,364.74	\$1,093.01	\$130,593.84				
38410 - Justice Court Technology Fund	\$172,397.96	\$9,475.04	\$4,371.81	\$177,501.19				
38500 - Financial Security	\$379,312.36	\$19,978.68	\$7,513.58	\$391,777.46				
38600 - LEOSE	\$77,548.76	\$0.00	\$954.00	\$76,594.76				
38710 - D A Hot Check Collection	\$28,926.15	\$1,343.05	\$778.61	\$29,490.59				
38720 - D A Supplemental	\$7,063.03	\$374.55	\$1,635.44	\$5,802.14				
38730 - D A Forfeiture, CCP Chapter 59	\$47,920.50	\$32,692.93	\$5,785.78	\$74,827.65				
38810 - Voter Registration-Tax Office	-\$3,858.46	\$3,776.78	\$0.00	-\$81.68				
38820 - Special Inv,Dealer Escrow-Tax	\$21,802.88	\$6,697.24	\$3,641.87	\$24,858.25	\$29,544.54	\$2.45		\$29,546.99
38830 - Scofflaw Fees, TTC Sect 502.01	\$280.00	\$0.00	\$0.00	\$280.00				
38910 - Election Services Contract	\$84,858.08	\$0.00	\$1,312.03	\$83,546.05				
38920 - Elections - HAVA Equip. Rental	\$151,112.21	\$0.00	\$0.00	\$151,112.21				
39100 - Sheriff Contraband Forfeiture	\$510,164.33	\$0.00	\$52,596.49	\$457,567.84				
39110 - Braz Cnty Narcotics Task Force	\$596,732.90	\$0.00	\$31,424.45	\$565,308.45				
39120 - Sheriff Commissary Fund	\$237,121.61	\$65,280.30	\$59,202.89	\$243,199.02				
39130 - Sheriff-Federal Forfeiture	\$209,459.30	\$0.00	\$0.00	\$209,459.30				
39200 - Juvenile Case Manager Fund	\$3,835.28	\$218.39	\$113.72	\$3,939.95				
39210 - CSCD-Bond Supervision	\$1,541.41	\$1,998.23	\$4,583.74	-\$1,044.10				
39300 - Reliant Energy CARE Program	\$35,938.80	\$0.00	\$2,080.15	\$33,858.65				
39310 - UnitedWay-Emergency Assistance	\$10,584.17	\$0.00	\$1,569.00	\$9,015.17				
39400 - Book Sale	\$5,448.14	\$34,896.00	\$0.00	\$40,344.14				
39410 - Library-Special Projects	\$187,703.71	\$3,727.00	\$1,771.25	\$189,659.46				
39500 - SEP-Wastewater-EnvHlth-TCEQ	\$4,721.84	\$0.00	\$0.00	\$4,721.84				
39600 - SEP-Parks-TCEQ	\$0.00	\$0.00	\$0.00	\$0.00				
39610 - Parks Improvements	\$0.00	\$0.00	\$0.00	\$0.00				
39620 - Shoreline Rest. Task Force	\$6,230.02	\$0.00	\$0.00	\$6,230.02				
39630 - 2006 GoM Energy Security Act	\$52,341.71	\$0.00	\$0.00	\$52,341.71				
39700 - Lateral Road Fund	\$85,152.00	\$0.00	\$0.00	\$85,152.00				
39710 - Road & Bridge, Ch 152, Tx Code	\$0.00	\$0.00	\$0.00	\$0.00				
39720 - Special Projects	\$0.00	\$0.00	\$0.00	\$0.00				
39751 - Benefield Special Assessment	\$0.00	\$0.00	\$0.00	\$0.00				
39752 - CR 313A Special Assessment	\$0.00	\$0.00	\$0.00	\$0.00				

Fund	Cash				Investments			
	Opening GL Balance	GL Debit	GL Credit	GL Ending Balance	Opening GL Balance	GL Debit	GL Credit	GL Ending Balance
39759 - Bailey Oakwood Creek Sp Asses	\$0.00	\$0.00	\$0.00	\$0.00				
39760 - CR 64 Extension-Spec Assessmen	\$0.00	\$0.00	\$0.00	\$0.00				
39761 - WinkWynn Special Assessment	\$0.00	\$0.00	\$0.00	\$0.00				
39762 - Vivian St Lazy Oaks Spec Asses	\$1,927.26	\$0.00	\$5,250.00	-\$3,322.74				
39800 - Law Library	\$161,957.44	\$33,614.18	\$35,754.89	\$159,816.73	\$205,596.08	\$16.90		\$205,612.98
39900 - Mosquito Control District	\$1,995,826.33	\$46,145.97	\$264,159.24	\$1,777,813.06	\$618,645.57	\$50.77		\$618,696.34
40000 - 2003 Cert of Oblig-I,S	\$469,377.22	\$2,229.06	\$278.28	\$471,328.00	\$18,353.69	\$1.58		\$18,355.27
41000 - 2006 Cert of Oblig-I,S	\$169,382.56	\$2,570.76	\$329.21	\$171,624.11	\$460,578.01	\$37.80		\$460,615.81
42000 - 2012 Cert of Oblig-I,S	\$99,308.56	\$2,319.49	\$308.17	\$101,319.88				
43000 - Tax Notes, Series 2013 I&S	\$28,470.55	\$1,978.76	\$371.24	\$30,078.07				
45000 - Road Bonds-Mobility-I,S	\$1,315,277.15	\$8,576.78	\$1,130.75	\$1,322,723.18	\$131,107.88	\$10.71		\$131,118.59
45100 - Mobility-BuildAmerica-I,S	\$8,014.68	\$0.00	\$0.00	\$8,014.68				
46000 - Sheriff, Det Complex-I,S	\$702,816.06	\$1,209.87	\$161.30	\$703,864.63	\$1,175,650.08	\$96.42		\$1,175,746.50
51000 - 2006 Certificate of Obligation	\$648,225.21	\$0.00	\$0.00	\$648,225.21				
52000 - 2012 Cert of Oblig,C,M	-\$674,893.06	\$0.00	\$625,340.58	-\$1,300,233.64	\$4,494,594.18	\$816.04		\$4,495,370.22
53000 - Tax Notes, Series 2013 C&M	\$1,028,162.38	\$0.00	\$0.00	\$1,028,162.38	\$4,013,756.49	\$728.73		\$4,014,485.22
55000 - Mobility Plan	\$2,227,653.02	\$0.00	\$18,318.46	\$2,209,334.56				
55100 - Mobility-BuildAmericaBonds	-\$3,593.87	\$0.00	\$0.00	-\$3,593.87				
57000 - Hwy 6 ROW Acquisition-C,M	-\$101,769.81	\$0.00	\$0.00	-\$101,769.81	\$101,822.42	\$8.37		\$101,830.79
57200 - Ring of Honor	\$29,654.63	\$608.00	\$0.00	\$30,262.63				
60500 - Airport Operating	\$20,821.10	\$200,271.33	\$188,436.85	\$32,655.58				
71000 - Health Care Benefits	\$225,890.21	\$1,164,531.00	\$1,292,921.05	\$97,500.16				
72000 - Employee Health Clinic	\$70,000.00	\$0.00	\$60,035.60	\$9,964.40				
73000 - Insurance Reserve	\$516,830.86	\$0.00	\$9,753.64	\$507,077.22	\$848,147.57	\$69.56		\$848,217.13
81000 - B Cnty Groundwatr Conserv Dist	\$990,067.29	\$75,596.79	\$13,775.27	\$1,051,888.81				
81100 - Braz Cnty Toll Road Authority	-\$11,321,853.99	\$0.00	\$5,747.16	-\$11,327,601.15				
81200 - BrazCntyFreshwaterSupplyDist2	\$6,412.93	\$0.00	\$0.00	\$6,412.93				
81500 - CSCD-Sub Abuse-Outpatient-DP	\$93,187.94	\$2,248.36	\$25,753.41	\$69,682.89				
81600 - CSCD-TAIP Treatment Alter.	\$9,948.00	\$5,144.00	\$0.00	\$15,092.00				
81700 - CSCD-Mental Health Caseloads	\$18,146.79	\$4,436.62	\$14,584.66	\$7,998.75				
81800 - CSCD-Supervision Program	\$1,422,987.36	\$321,526.39	\$443,742.22	\$1,300,771.53				
81850 - CSCD-Evidence Based Assesment	\$0.00	\$0.00	\$0.00	\$0.00				
81900 - CSCD-Comm Corr-Op Hab Caseload	\$47,612.41	\$5,390.17	\$19,702.13	\$33,300.45				
82000 - CSCD-Comm Corr-Life	\$0.00	\$0.00	\$0.00	\$0.00				
82100 - CSCD-Comm Corr-Sex Offender	\$34,546.04	\$6,561.08	\$20,674.62	\$20,432.50				
82200 - CSCD-Comm Corr-Substance Abuse	\$38,131.16	\$5,185.21	\$18,051.68	\$25,264.69				
82300 - CSCD-Operation Habilitation DP	\$27,070.90	\$2,315.85	\$13,372.42	\$16,014.33				
82400 - CSCD-New Caseload Reduction-DP	\$0.00	\$0.00	\$0.00	\$0.00				
87500 - Payroll Clearing	-\$18,332.81	\$0.00	\$0.00	-\$18,332.81				
88000 - Trust & Agency	\$0.00	\$0.00	\$0.00	\$0.00				
88200 - Brazos Mall	\$11,510.20	\$0.00	\$0.00	\$11,510.20				
88300 - SH288 @ CR 56 Overpass	\$6,658,407.49	\$0.00	\$0.00	\$6,658,407.49				
89000 - Historical Commission	\$2,646.98	\$0.00	\$0.00	\$2,646.98	\$13,617.13	\$1.13		\$13,618.26

**BRAZORIA COUNTY
PORTFOLIO REPORT
October 2015**

Current Date: 10/31/2015

Fund	Description	Type	CUSIP	Coupon	Settle Date	Maturity Date	First Call Date	Par Value	Purch Price	Purch Cost	Book Value	Mkt Price	Mkt Value	Days to Mat	YTM	Interest Earned
10000	FHLMC	Agency	3134G5AR6	1.000	07/07/14	07/07/17	01/07/15	2,000,000.00	100.000	2,000,000.00	2,000,000.00	1.0042	2,008,340.00	615	1.000	
10000	FHLMC	Agency	3134G6V26	1.250	06/29/15	06/29/18	12/29/15	2,000,000.00	100.000	2,000,000.00	2,000,000.00	1.0025	2,005,000.00	972	1.250	
10000	FHLMC	Agency	3134G6N82	1.125	06/15/15	02/20/18	08/20/15	2,000,000.00	100.000	2,001,562.50	2,000,000.00	1.0000	2,000,000.00	843	1.125	
10000	FFCB	Agency	3133EE3P3	1.200	07/13/15	07/13/18	07/13/16	2,000,000.00	100.000	2,000,000.00	2,000,000.00	1.0025	2,005,000.00	986	1.200	
10000	FHLB	Agency	3130A5Z51	1.250	08/17/15	08/17/18	08/17/16	2,000,000.00	100.000	2,000,000.00	2,000,000.00	1.0033	2,006,600.00	1021	1.250	
10000	FFCB	Agency	3133EFKW6	1.010	10/26/15	10/26/18	10/26/16	2,000,000.00	100.000	2,000,000.00	2,000,000.00	1.0000	2,000,000.00	1091	1.010	
10000	FHLMC	Agency	3134G72V2	1.100	10/29/15	10/29/18	01/29/16	2,000,000.00	100.000	2,000,000.00	2,000,000.00	1.0000	2,000,000.00	1094	1.100	
10000	FHLMC	Agency	3134G6UL5	1.000	04/27/15	10/24/17	07/25/15	2,000,000.00	100.000	2,000,000.00	2,000,000.00					10,000.00
10000	FHLMC	Agency	3134G6UJ0	1.200	04/30/15	04/27/18	07/25/15	2,000,000.00	100.000	2,000,000.00	2,000,000.00					11,800.00
10000	FHLB	Agency	3130A5NV7	1.500	07/16/15	07/16/18	10/16/15	3,000,000.00	100.000	3,000,000.00	3,000,000.00					11,250.00
10000	FHLMC	Agency	3134G7DM0	1.375	07/30/15	07/30/18	10/30/15	2,000,000.00	100.000	2,000,000.00	2,000,000.00	1.0000	2,000,000.00	1094	1.100	6,875.00
997	TexPool	LGIP		0.100				35,797,378.34	100.000	35,797,378.34	35,797,378.34	100.00	35,797,378.34	1	0.100	2,886.48
998	Texas Class	LGIP		0.230				21,958,983.98	100.000	21,958,983.98	21,958,983.98	100.00	21,958,983.98	1	0.230	3,986.13
999	Depository	Cash		0.500				44,659,694.65	100.000	44,659,694.65	44,659,694.65	100.00	44,659,694.65	1	0.500	18,617.23
													116,440,996.97	115	0.402	65,414.84

This report is presented in accordance with the Texas Government Code Title 10 Section 2256.023 and complies with the Investment Strategy of Brazoria County's Investment Policy and I certify that to the best of my knowledge the above is true and correct.

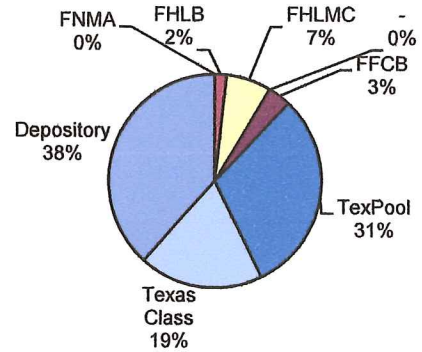
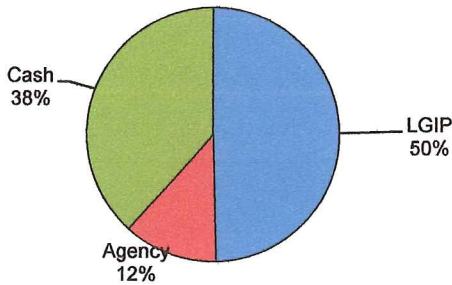
Cathy Campbell
Cathy Campbell, CCT, CIO
Brazoria County Treasurer

BRAZORIA COUNTY
Summary Investment Report
For the Period Ending 10-31-15

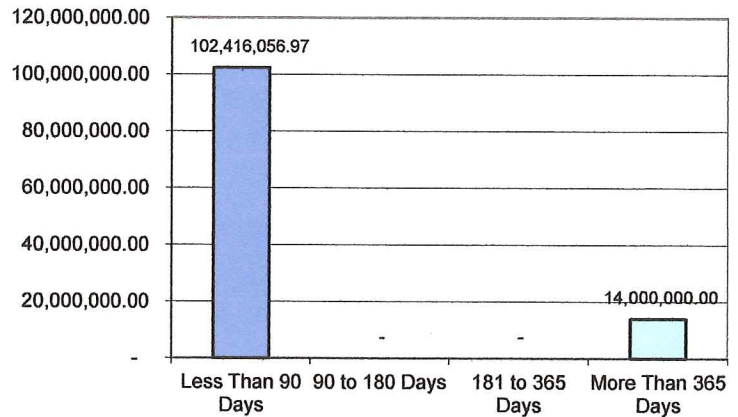
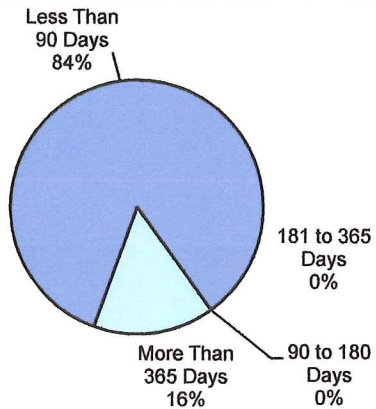
Total Portfolio Summary			
	Current Month 10/31/2015	Prior Month 9/30/2015	Change From Prior
Book Value	116,416,056.97	122,026,883.18	(5,610,826.21)
Market Value	116,440,996.97	122,054,843.18	(5,613,846.21)
Market Value%	100.02%	100.02%	0.00%
Weighted Average Maturity - Days	115 days	146 days	(31)
Weighted Average Yield	0.40%	0.44%	-0.04%

Portfolio Composition by Fund			
Fund Name	10/31/2015 Book Value	Wtd Avg Yield	Wtd Avg Maturity
10000	14,000,000.00	1.134%	946
20500	-		
997	35,797,378.34	0.100%	1
998	21,958,983.98	0.230%	1
999	44,659,694.65	0.500%	1
TOTALS:	116,416,056.97	0.40%	115 days

Portfolio Composition by Security Type	Portfolio Composition by Issuer
--	---------------------------------



Maturity Distribution



**BRAZORIA COUNTY
DATA SUMMARY
October 2015**

Type Breakdown:	Book Value	Percent	Wtd Avg Mat	Wtd Avg Yield
LGIP	57,756,362.32	49.61%	1	0.149
Agency	14,000,000.00	12.03%	946	1.134
Cash	44,659,694.65	38.36%	1	0.500
	116,416,056.97	100.00%	115	0.402

Issuer Breakdown:	Book Value	Percent	Wtd Avg Mat	Wtd Avg Yield
FNMA	-			
FHLB	2,000,000.00	1.72%	1021	1.250
FHLMC	8,000,000.00	6.87%	881	1.119
-	-			
FFCB	4,000,000.00	3.44%	1039	1.105
-	-			
TexPool	35,797,378.34	30.75%	1	0.100
Texas Class	21,958,983.98	18.86%	1	0.230
Depository	44,659,694.65	38.36%	1	0.500
	116,416,056.97	100.00%	115	0.402

Fund Breakdown:	Book Value	Percent	Wtd Avg Mat	Wtd Avg Yield
10000	14,000,000.00	12.03%	946	1.134
20500	-			
997	35,797,378.34	30.75%	1	0.100
998	21,958,983.98	18.86%	1	0.230
999	44,659,694.65	38.36%	1	0.500
	116,416,056.97	100.00%	115	0.402

Maturity Breakdown:	Book Value	Percent
Less Than 90 Days	102,416,056.97	87.97%
90 to 180 Days	-	0.00%
181 to 365 Days	-	0.00%
More Than 365 Days	14,000,000.00	12.03%
	116,416,056.97	100.00%