

Date: 11/10/2015

THE REGULAR COMMISSIONERS COURT SESSION OF BRAZORIA COUNTY, TEXAS

ORDER NO. VIII.B.2.a.

**RE: Treasurer's Monthly Report and Investment Report for September 2015**

**Approve Treasurer's Monthly report and Investment Report for September 2015 and enter this order into the minutes. This order and affidavit must be filed with the County Clerk.**



**CATHY CAMPBELL, CCT, CIO**  
**BRAZORIA COUNTY TREASURER**

111 E. Locust, Room 305    Angleton, Texas 77515-4654  
979-864-1353    FAX 979-864-1680

Attached is the Monthly Treasurer's Report submitted by Cathy Campbell, Brazoria County Treasurer for the month of SEPTEMBER 2015. This report is in compliance with the Local Government Code Sec. 114.026 and contains:

Commissioners' Court Affidavit: 114.026 (d)  
Monies received and disbursed: 114.026 (a) (1)  
Debts due to\* and owed by the county: 114.026 (a) (2)  
All other proceedings in the Treasurer's office: 114.026 (a) (3)  
Brazoria County general ledger fund activity: 114.026 (c)

Brazoria County Investment Portfolio for SEPTEMBER 2015: 2256.023

\*Note: debts due to the County are reported to the Court separately by collecting offices\*

"I CERTIFY THAT TO THE BEST OF MY KNOWLEDGE THE ATTACHED ARE TRUE AND CORRECT."

A handwritten signature in blue ink that reads "Cathy Campbell".

Cathy Campbell, CCT, CIO  
Brazoria County Treasurer


MINUTES OF COUNTY FINANCES  
TREASURER'S MONTHLY REPORT  
AFFIDAVIT  
COMMISSIONERS' COURT NOVEMBER 10, 2015

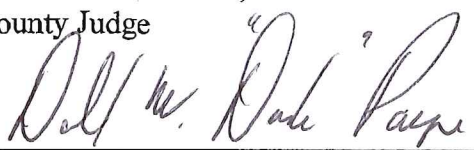
BEFORE ME, the undersigned authority, a Notary Public in and for Brazoria County, Texas, on this day personally appeared the Members of Brazoria County Commissioners' Court and who after being duly sworn upon their oaths do hereby state as follows:


The requirements of Subsection (c) of the Texas Local Government Code §114.026 have been met and that we have reviewed and examined the Monthly Report of: **CATHY CAMPBELL**, Treasurer of Brazoria County, Texas for SEPTEMBER 2015.


Further, having taken reasonable steps to ensure its accuracy as presented, approve the report and enter this order into the minutes which state total cash and other assets in the custody of the County Treasurer at the time of the examination to be \$122,026,883.18.


The Treasurer's report and this affidavit will be published on the Brazoria County website.

  
\_\_\_\_\_  
L.M. "Matt" Sebesta, Jr.  
County Judge


  
\_\_\_\_\_  
Donald W. "Dude" Payne  
Commissioner Precinct 1


  
\_\_\_\_\_  
Ryan Cade  
Commissioner Precinct 2

  
\_\_\_\_\_  
Stacy L. Adams  
Commissioner Precinct 3

  
\_\_\_\_\_  
David R. Linder  
Commissioner Precinct 4

SUBSCRIBED AND SWORN TO BEFORE ME THIS 10TH DAY OF NOVEMBER 2015.



  
\_\_\_\_\_  
Notary Public in and for Brazoria County, Texas  
My Commission Expires: 01-25-19

**BRAZORIA COUNTY Bank Account Activity and Interest Report for September 2015**

Account	Ending Bank Balance 08/30/2015	Deposits and Other Credits Received	Checks and Other Debits Disbursed	Ending Bank Balance 09/30/2015	MONTHLY Interest Earned
<b>FIRST NATIONAL BANK OF LAKE JACKSON</b>					
Tax Assessor/Collector GOVPAY Acct	530,763.23	628,275.23	(1,133,071.92)	25,966.54	201.63
Tax Assessor/Collector Veh Inventory Prop Tax	1,218,901.47	224,456.02	(9.58)	1,443,347.91	486.77
Payroll	1,332,815.95	7,256,158.75	(7,563,168.82)	1,025,805.88	583.31
Operating	22,647,718.44	15,625,784.51	(13,200,987.26)	25,072,515.69	8,757.48
Jury Fund	379,366.00	70.00	(22,335.00)	357,101.00	141.88
Tax Assessor/Collector Boat Sales Tax *	2,939.89	70,037.57	(69,339.44)	3,638.02	1.83
County Clerk Trust Fund	2,020,742.86	8,054.25	(145,614.35)	1,883,182.76	786.88
District Clerk Trust Fund	1,794,035.55	71,817.85	(95,901.77)	1,769,951.63	77.22
Tax Assessor/Collector Motor Vehicle Acct	678,809.19	6,497,519.91	(6,190,055.77)	986,273.33	2.75
Tax Assessor/Collector Boat Collections	65,826.69	49,651.92	(77,092.60)	38,386.01	14.74
Tax Assessor/Collector Sales Tax Account *	827,002.74	3,361,639.89	(3,587,106.00)	601,536.63	248.47
Sheriff Barber Shop Education Training Program *	61,287.04	783.84	(1,693.92)	60,376.96	24.84
Comptroller Direct Deposit	77,038.04	1,715,753.80	(1,533,201.40)	259,590.44	212.57
Sheriff's Dept Narcotic Unit-Operations	7,149.82	0.00	(1,040.01)	6,109.81	2.70
Comm. Super & Corrections Dept. Restitution Acct	119,776.78	30,870.94	(35,451.55)	115,196.17	46.57
District Atty Check Collection Account	12,236.37	23,104.51	(18,904.51)	16,436.37	5.67
Tax Assessor/Collector Tax Account	2,251,024.72	1,582,905.10	(1,845,674.38)	1,988,255.44	157.07
Employee Benefit Trust Fund *	686,599.81	1,251,228.49	(1,221,879.21)	715,949.09	242.60
Investment Acct	-	8,005,933.33	(5,933.33)	8,000,000.00	2,000.53
Credit Card Account	1,376,229.06	401,876.79	(316.25)	1,777,789.60	594.09
E-Filing / E-Recording	83,242.83	268,505.71	(182,310.60)	169,437.94	30.61
Build America Bonds Fund* (Acct. Closed June 2015)	-	-	-	0.00	0.00
Parks Credit Card	25,455.00	38,824.40	0.00	64,279.40	16.64
Juvenile Restitution Account	7,186.64	1,265.83	(7,037.33)	1,415.14	0.88
<b>First National Bank of Lake Jackson Totals</b>	<b>36,206,148.12</b>	<b>47,114,518.64</b>	<b>(36,938,125.00)</b>	<b>46,382,541.76</b>	<b>15,527.73</b>
<b>TOTAL Interest Earning Accounts EOM Balance</b>				<b>46,382,541.76</b>	<b>15,527.73</b>

Accounts at the bank NOT included above: Sheriff, County and District Clerks Cash Bonds; TCDBG-IKE; Inmate Trust; TCEQ and Bail Bond Security

This report is presented in accordance with The Texas Government Code Title 4 Sec. 114.026 (a)(1) and I certify that to the best of my knowledge the above is the true and correct cash balance remaining in the Treasurer's custody.



Cathy Campbell/CCT, CIO  
Brazoria County Treasurer




**Brazoria County Bond Payments - September 2015**

	<b>INTEREST</b>	<b>PRINCIPAL</b>	<b>BAB SUBSIDY</b>	<b>TOTAL</b>
Series 2006 - Certificates of Obligation	0.00	0.00		0.00
Series 2006 - Unlimited Tax Road Bonds	0.00	0.00		0.00
Series 2008 - Unlimited Tax Road Bonds	0.00	0.00		0.00
Series 2010A - Unlimited Tax Road Bonds	0.00	0.00		0.00
Series 2010B - Unlimited Tax Road Bonds (BAB)	0.00	0.00	0.00	0.00
Series 2012 - General Obligation Refnd Bonds	0.00	0.00		0.00
Series 2012 - Certificates of Obligation	0.00	0.00		0.00
Series 2012 - Unlimited Tax Road Bonds	0.00	0.00		0.00
Series 2013 - Limited Tax Notes	0.00	0.00		0.00
<b>TOTAL PAYMENTS</b>	<b>0.00</b>	<b>0.00</b>	<b>0.00</b>	<b>0.00</b>

**The following pages show the remaining bond payments to be made by Brazoria County.**

This report is presented in accordance with The Texas Government Code Title 4 Sec. 114.026 (a)(2)

  
Cathy Campbell, CCT, CIO  
Brazoria County Treasurer

**BRAZORIA COUNTY, TEXAS**  
**Series 2006 - Certificate of Obligation Bonds**  
**Remaining Payment Schedule**

FISCAL YEAR	INTEREST 1-Mar	PRINCIPAL 1-Mar	INTEREST 1-Sep	TOTAL PAYMENT
2016	215,060.00	685,000.00	200,075.63	1,100,135.63
2017	200,075.63	715,000.00	185,060.63	1,100,136.26
2018	185,060.63	745,000.00	169,043.13	1,099,103.76
2019	169,043.13	775,000.00	152,090.00	1,096,133.13
2020	152,090.00	810,000.00	134,067.50	1,096,157.50
2021	134,067.50	850,000.00	115,155.00	1,099,222.50
2022	115,155.00	885,000.00	96,242.50	1,095,397.50
2023	96,242.50	930,000.00	74,317.50	1,099,560.00
2024	74,317.50	970,000.00	52,250.00	1,096,567.50
2025	52,250.00	1,020,000.00	26,750.00	1,099,000.00
2026	26,750.00	1,070,000.00	0.00	1,096,750.00
	1,419,111.89	9,455,000.00	1,204,051.89	12,078,163.78

**Debt History:**  
 Date of Receipt 1-Jun-06  
 Amount of Issue \$13,880,000  
 True Int Cost 4.506%

**Paying Agent:**  
 U.S. Bank  
 ABA routing # 091000022  
 St. Paul, MN 55486-2639

**BRAZORIA COUNTY, TEXAS**  
**Series 2006 - Unlimited Tax Road Bonds**  
**Remaining Payment Schedule**

FISCAL YEAR	INTEREST 1-Mar	PRINCIPAL 1-Mar	INTEREST 1-Sep	TOTAL PAYMENT
2016	244,000.00	625,000.00	230,718.75	1,099,718.75
2017	230,718.75	650,000.00	216,093.75	1,096,812.50
2018	216,093.75	680,000.00	200,793.75	1,096,887.50
2019	200,793.75	715,000.00	184,706.25	1,100,500.00
2020	184,706.25	745,000.00	166,081.25	1,095,787.50
2021	166,081.25	785,000.00	146,456.25	1,097,537.50
2022	146,456.25	825,000.00	125,831.25	1,097,287.50
2023	125,831.25	870,000.00	104,081.25	1,099,912.50
2024	104,081.25	915,000.00	80,062.50	1,099,143.75
2025	80,062.50	965,000.00	54,731.25	1,099,793.75
2026	54,731.25	1,015,000.00	28,087.50	1,097,818.75
2027	28,087.50	1,070,000.00		1,098,087.50
	1,781,643.75	9,860,000.00	1,537,643.75	13,179,287.50

**Debt History:**  
 Date of Receipt 1-Nov-06  
 Amount of Issue \$14,000,000  
 True Int Cost 4.487%

**Paying Agent:**  
 U.S. Bank  
 ABA routing # 091000022  
 St. Paul, MN 55486-2639

**BRAZORIA COUNTY, TEXAS**  
**Series 2008 - Unlimited Tax Road Bonds**  
**Remaining Payment Schedule**

FISCAL YEAR	INTEREST 1-Mar	PRINCIPAL 1-Mar	INTEREST 1-Sep	TOTAL PAYMENT
2016	127,882.50	350,000.00	121,320.00	599,202.50
2017	121,320.00	365,000.00	114,248.13	600,568.13
2018	114,248.13	380,000.00	106,648.13	600,896.26
2019	106,648.13	395,000.00	98,748.13	600,396.26
2020	98,748.13	410,000.00	90,343.13	599,091.26
2021	90,343.13	430,000.00	81,313.13	601,656.26
2022	81,313.13	445,000.00	71,856.88	598,170.01
2023	71,856.88	465,000.00	61,859.38	598,716.26
2024	61,859.38	485,000.00	51,250.00	598,109.38
2025	51,250.00	510,000.00	40,093.75	601,343.75
2026	40,093.75	530,000.00	28,500.00	598,593.75
2027	28,500.00	555,000.00	14,625.00	598,125.00
2028	14,625.00	585,000.00		599,625.00
	1,008,688.16	5,905,000.00	880,805.66	7,794,493.82

**Debt History:**  
 Date of Receipt 1-Jul-08  
 Amount of Issue \$8,000,000  
 True Int Cost 4.410%

**Paying Agent:**  
 U.S. Bank  
 ABA routing # 091000022  
 St. Paul, MN 55486-2639

**BRAZORIA COUNTY, TEXAS**  
**Series 2010A - Unlimited Tax Road Bonds**  
**Remaining Payment Schedule**

FISCAL YEAR	INTEREST 1-Mar	PRINCIPAL 1-Mar	INTEREST 1-Sep	TOTAL PAYMENT
2016	36,478.00	835,000.00	26,041.00	897,519.00
2017	26,041.00	865,000.00	13,750.00	894,791.00
2018	13,750.00	880,000.00	0.00	893,750.00
<b>Total</b>	<b>76,269.00</b>	<b>2,570,000.00</b>	<b>39,791.00</b>	<b>2,686,060.00</b>

**Debt History:**  
 Date of Receipt 1-Mar-10  
 Amount of Issue \$6,200,000  
 Total Int Cost 3.900%

**Paying Agent:**  
 U.S. Bank  
 ABA routing # 091000022  
 St. Paul, MN 55486-2639

**BRAZORIA COUNTY, TEXAS**  
**Series 2010B - Unlimited Tax Road Bonds**  
**(Build America Bonds)**  
**Remaining Payment Schedule**

FISCAL YEAR	INTEREST 1-Mar	PRINCIPAL 1-Mar	INTEREST 1-Sep	BAB's SUBSIDY	TOTAL PAYMENT
2016	364,137.00		364,137.00	(236,288.00)	491,986.00
2017	364,137.00		364,137.00	(236,288.00)	491,986.00
2018	364,137.00		364,137.00	(236,288.00)	491,986.00
2019	364,137.00	910,000.00	343,234.00	(229,499.45)	1,387,871.55
2020	343,234.00	985,000.00	321,056.00	(215,522.25)	1,383,767.75
2021	321,056.00	965,000.00	297,201.00	(200,587.30)	1,382,669.70
2022	297,201.00	1,000,000.00	271,981.00	(184,665.41)	1,384,516.59
2023	271,981.00	1,030,000.00	245,232.00	(167,804.59)	1,379,408.41
2024	245,232.00	1,070,000.00	216,909.00	(149,937.03)	1,382,203.97
2025	216,909.00	1,105,000.00	187,107.00	(131,078.95)	1,377,937.05
2026	187,107.00	1,145,000.00	152,608.00	(110,217.13)	1,374,497.87
2027	152,608.00	1,195,000.00	116,603.00	(87,342.82)	1,376,868.18
2028	116,603.00	1,240,000.00	79,242.00	(63,539.95)	1,372,305.05
2029	79,242.00	1,290,000.00	40,374.00	(38,808.22)	1,370,807.78
2030	40,374.00	1,340,000.00		(13,098.94)	1,367,275.06
<b>Total</b>	<b>3,728,085.00</b>	<b>13,225,000.00</b>	<b>3,363,958.00</b>	<b>(2,300,966.03)</b>	<b>18,016,086.97</b>

**Debt History:**  
Date of receipt 1-Mar-10  
Amount of issue \$13,225,000.00  
True Int Cost 3.580%

**Paying Agent:**  
U.S. Bank  
ABA routing # 091000022  
St Paul, MN 55486-2639

**BRAZORIA COUNTY, TEXAS**  
**Series 2012 - Certificates of Obligation**  
**Remaining Payment Schedule**

FISCAL YEAR	INTEREST 1-Mar	PRINCIPAL 1-Mar	INTEREST 1-Sep	TOTAL PAYMENT
2016	554,925.00		554,925.00	1,109,850.00
2017	554,925.00		554,925.00	1,109,850.00
2018	554,925.00	1,185,000.00	531,225.00	2,271,150.00
2019	531,225.00	1,230,000.00	509,700.00	2,270,925.00
2020	509,700.00	1,285,000.00	477,575.00	2,272,275.00
2021	477,575.00	1,350,000.00	443,825.00	2,271,400.00
2022	443,825.00	1,420,000.00	408,325.00	2,272,150.00
2023	408,325.00	1,495,000.00	370,950.00	2,274,275.00
2024	370,950.00	1,570,000.00	331,700.00	2,272,650.00
2025	331,700.00	1,650,000.00	290,450.00	2,272,150.00
2026	290,450.00	1,735,000.00	247,075.00	2,272,525.00
2027	247,075.00	1,825,000.00	201,450.00	2,273,525.00
2028	201,450.00	1,920,000.00	153,450.00	2,274,900.00
2029	153,450.00	2,000,000.00	118,450.00	2,271,900.00
2030	118,450.00	2,075,000.00	82,137.50	2,275,587.50
2031	82,137.50	2,145,000.00	44,600.00	2,271,737.50
2032	44,600.00	2,230,000.00		2,274,600.00
<b>Total</b>	<b>5,875,687.50</b>	<b>25,115,000.00</b>	<b>5,320,762.50</b>	<b>36,311,450.00</b>

**Debt History:**  
Date of Receipt 26-Jul-12  
Amount of Issue \$25,115,000.00  
True Int Cost 3.380%

**Paying Agent:**  
U.S. Bank  
ABA routing # 091000022  
St. Paul, MN 55486-2639



**BRAZORIA COUNTY, TEXAS**  
**Series 2012 - General Obligation Refunding Bonds**  
**Remaining Payment Schedule**

FISCAL YEAR	INTEREST 1-Mar	PRINCIPAL 1-Mar	INTEREST 1-Sep	TOTAL PAYMENT
2016	41,100.00	885,000.00	27,825.00	953,925.00
2017	27,825.00	910,000.00	14,175.00	962,000.00
2018	14,175.00	945,000.00		959,175.00
	83,100.00	2,740,000.00	42,000.00	2,865,100.00

**Debt History:**  
 Date of Receipt 26-Jul-12  
 Amount of Issue \$4,435,000.00  
 True Int cost 1.360%

**Paying Agent:**  
 U.S. Bank  
 ABA routing # 091000022  
 St. Paul, MN 55486-2639

**BRAZORIA COUNTY, TEXAS**  
**Series 2012 - Unlimited Tax Road Bonds**  
**Remaining Payment Schedule**

FISCAL YEAR	INTEREST 1-Mar	PRINCIPAL 1-Mar	INTEREST 1-Sep	TOTAL PAYMENT
2016	122,250.00	360,000.00	118,650.00	600,900.00
2017	118,650.00	370,000.00	113,100.00	601,750.00
2018	113,100.00	380,000.00	107,400.00	600,500.00
2019	107,400.00	395,000.00	101,475.00	603,875.00
2020	101,475.00	405,000.00	95,400.00	601,875.00
2021	95,400.00	420,000.00	89,100.00	604,500.00
2022	89,100.00	430,000.00	82,650.00	601,750.00
2023	82,650.00	445,000.00	75,975.00	603,625.00
2024	75,975.00	455,000.00	69,150.00	600,125.00
2025	69,150.00	470,000.00	62,100.00	601,250.00
2026	62,100.00	485,000.00	54,825.00	601,925.00
2027	54,825.00	500,000.00	47,012.50	601,837.50
2028	47,012.50	515,000.00	38,643.75	600,656.25
2029	38,643.75	535,000.00	29,950.00	603,593.75
2030	29,950.00	550,000.00	20,668.75	600,618.75
2031	20,668.75	570,000.00	10,693.75	601,362.50
2032	10,693.75	590,000.00		600,693.75
	1,239,043.75	7,875,000.00	1,116,793.75	10,230,837.50

**Debt History:**  
 Date of Receipt 26-Jul-12  
 Amount of Issue \$8,575,000.00  
 True Int cost 3.120%

**Paying Agent:**  
 U.S. Bank  
 ABA routing # 091000022  
 St. Paul, MN 55486-2639

**BRAZORIA COUNTY, TEXAS**  
**Series 2013 - Limited Tax Notes**  
**Remaining Payment Schedule**

FISCAL YEAR	INTEREST 1-Feb	PRINCIPAL 1-Feb	INTEREST 1-Aug	TOTAL PAYMENT
2016	63,453.00	250,000.00	61,503.00	374,956.00
2017	61,503.00	250,000.00	59,553.00	371,056.00
2018	59,553.00	1,830,000.00	45,279.00	1,934,832.00
2019	45,279.00	2,855,000.00	23,010.00	2,923,289.00
2020	23,010.00	2,950,000.00		2,973,010.00
	252,798.00	8,135,000.00	189,345.00	8,577,143.00

**Debt History:**  
Date of Receipt 19-Dec-13  
Amount of Issue \$9,900,000.00  
True int cost 1.560%

**Paying Agent:**  
Wells Fargo Bank, NA  
ABA routing # 121000248  
Houston, TX 77062



Cathy Campbell, CCT,CIO  
BRAZORIA COUNTY TREASURER

## Brazoria County Treasurer's Office Proceedings for September 2015

Activity	Count		Amount
Cash receipts issued:	154	\$	1,244,032.76
Treasurer Deposits:	59	\$	1,291,429.16
Healthcare Invoices processed:	12	\$	1,213,419.71
Retiree premium payments processed:	271	\$	37,679.00
<65 Retiree Prepaid 401h reimbursements processed:	94	\$	28,320.00
>65 Retiree Prepaid 401h reimbursements processed:	195	\$	36,375.00
Wire transfers executed:	45	\$	11,347,053.40
EFT files processed:	13	\$	4,946,586.07
Accounts Payable checks printed and distributed:	1548	\$	4,498,368.06
Jury checks printed and disbursed:	787	\$	15,390.00
Payroll advices printed and distributed (est.):	1880		
Payroll checks printed and distributed:	86		
Stop payments issued:	55		
Positive Pay files processed:	37		
Journal Entries posted:	134		

Submitted for compliance with Local Government Code Sec. 114.026 subsection (a)(3)  
I certify to the best of my knowledge the above is true and correct.

Cathy Campbell, CCT,CIO  
Brazoria County Treasurer

## Brazoria County Fund Balance Activity for September 2015

General Ledger Fund balances are of the last day of the month and may not include all journal entries and adjustments for that month.

Bank accounts have been reconciled or, are in the process of being reconciled to general ledger since this report was generated.

Submitted for compliance with Local Government Code Sec. 114.026 subsection (c)

Fund	Cash				Investments			
	Opening GL Balance	GL Debit	GL Credit	GL Ending Balance	Opening GL Balance	GL Debit	GL Credit	GL Ending Balance
10000 - General Fund	\$9,642,267.82	\$30,396,357.38	\$20,359,473.96	\$19,679,151.24	\$71,953,115.37	\$4,192.59	\$13,389,512.38	\$58,567,795.58
10100 - General Fund - Construction	-\$22,006.51	\$266,820.42	\$198,813.32	\$46,000.59				
10200 - Juv Prob Fees	\$231,578.63	\$1,324.87	\$0.00	\$232,903.50				
10300 - Unclaimed Juvenile Restitution	\$0.00	\$1,063.49	\$0.00	\$1,063.49				
10400 - Env Health-Retail Food Permits	-\$49,806.75	\$60,674.03	\$6,717.53	\$4,149.75				
10500 - District Clerk Contingency	\$324,724.93	\$1,993.74	\$634.89	\$326,083.78	\$252,926.07	\$17.68	\$0.00	\$252,943.75
10600 - Fire Training Field	\$61,090.91	\$0.00	\$104.60	\$60,986.31				
10700 - Parks Special Events	\$12,636.86	\$0.00	\$889.90	\$11,746.96				
10850 - CPS-Donations	\$23,105.87	\$525.00	\$517.11	\$23,113.76				
10900 - CPS-Bikes & Bears	\$111.47	\$0.00	\$0.00	\$111.47				
20000 - Road and Bridge Non-Construct	\$35,539,566.75	\$1,666,690.15	\$2,714,178.00	\$34,492,078.90	\$2,234,044.05	\$264.22	\$0.00	\$2,234,308.27
20500 - Road and Bridge Construction	-\$14,714,594.19	\$17,848.25	\$410,605.81	-\$15,107,351.75				
30000 - USDA-WIC	\$0.00	\$0.00	\$1,678.55	-\$1,678.55				
30100 - TDSHS Women Infants & Children	-\$190,380.74	\$129,716.29	\$153,487.12	-\$214,151.57				
30200 - USDA-WIC Peer Counseling	\$0.00	\$0.00	\$0.00	\$0.00				
30300 - USDA-WIC Registered Diet	\$0.00	\$0.00	\$0.00	\$0.00				
30400 - USDA-WIC Lactation Reimb.	\$0.00	\$0.00	\$0.00	\$0.00				
30500 - HHS-PPCPS-CRI	-\$23,902.62	\$21,831.05	\$6,516.28	-\$8,587.85				
30600 - HHS-BRHLO-Comm, Rural Hlth	-\$9,598.79	\$0.00	\$932.32	-\$10,531.11				
30700 - HHS-PPCPS-HAZARDS	-\$79,160.01	\$72,228.38	\$18,996.59	-\$25,928.22				
30701 - HHS-CPS/EBOLA-PHEP								
30710 - HHS-INFECTIOUS_DIS_CONTRL_UNIT	-\$3,742.74	\$3,773.21	\$4,917.40	-\$4,886.93				
30800 - HHS-CPS-Title IV-E-FCM	-\$75,964.66	\$2,612.84	\$14,827.84	-\$88,179.66				
30850 - HHS-CPS-Title IV-E Legal Svcs	-\$59,720.38	\$27,319.83	\$42,249.67	-\$74,650.22				
30900 - HHS-TJPC-Title IV-E FosterCare	\$0.00	\$0.00	\$0.00	\$0.00				
31100 - DHS-Repetitive Flood Claims	\$0.00	\$0.00	\$0.00	\$0.00				
31200 - DHS-EOC-Retrofit Project	\$0.00	\$0.00	\$0.00	\$0.00				
31300 - DHS-Buffer Zone Protection	\$0.00	\$0.00	\$0.00	\$0.00				
31500 - DHS-St Homeland Sec-UASI	-\$911.76	\$607.84	\$5,152.92	-\$5,456.84				
31600 - DHS-St Homeland Security	\$0.00	\$0.00	\$0.00	\$0.00				
31800 - DHS-EOCGP-Emer Oper Ctr Grant	\$13.95	\$0.00	\$0.00	\$13.95				
32005 - HUD-FY05-Section 8 Housing-ADM	\$33,132.86	\$0.00	\$0.00	\$33,132.86				
32006 - HUD-FY06-Section 8 Housing-ADM	\$105,209.68	\$0.00	\$0.00	\$105,209.68				
32007 - HUD-FY07-Section 8 Housing-ADM	\$19,021.35	\$0.00	\$0.00	\$19,021.35				
32008 - HUD-FY08-Section 8 Housing-ADM	\$37,614.49	\$0.00	\$0.00	\$37,614.49				
32009 - HUD-FY09-Section 8 Housing-ADM	\$82,494.17	\$0.00	\$0.00	\$82,494.17				
32010 - HUD-FY10-Section 8 Housing-ADM	\$119,529.67	\$0.00	\$0.00	\$119,529.67				
32011 - HUD-FY11-Section 8 Housing-ADM	\$89,583.56	\$0.00	\$0.00	\$89,583.56				
32012 - HUD-FY12-Section 8 Housing-ADM	\$35,542.15	\$0.00	\$0.00	\$35,542.15				
32013 - 2013-Section8-Adm	\$183,462.62	\$29,009.60	\$20,728.18	\$191,744.04				
32110 - HUD-FY10-Section 8 Housing-HAP	\$86,736.44	\$0.00	\$0.00	\$86,736.44				
32113 - 2013-Section 8-HAP	-\$31,566.01	\$227,102.50	\$224,389.00	-\$28,852.51				
32211 - HUD-CDBG-2011	\$0.00	\$0.00	\$0.00	\$0.00				
32212 - HUD-CDBG-PY2012	\$601.69	\$23.54	\$0.00	\$625.23				
32213 - CDBG	-\$92,559.55	\$305,830.39	\$215,497.86	-\$2,227.02				
32214 - HOME	-\$47,323.00	\$161,794.00	\$113,248.00	\$1,223.00				
32215 - ESG	-\$3,574.27	\$15,873.64	\$14,205.64	-\$1,906.27				
32600 - HUD-Texas CDBG	-\$12,835.53	\$88,187.94	\$81,723.30	-\$6,370.89				
33200 - USDOJ-Crime Vct Assist-VOCA	-\$8,981.04	\$15,694.35	\$13,623.60	-\$6,910.29				
33250 - USDOJ-CSCD-Victim Svcs Prg	-\$90.59	\$11,290.99	\$11,941.58	-\$741.18				
33300 - USDOJ-Drug Court Program	-\$31,339.01	\$7,056.32	\$27,536.32	-\$51,819.01				
33310 - USDOJ-DWI Court Program	-\$18,389.57	\$3,967.91	\$14,881.31	-\$29,302.97				
33500 - USDOJ-DEA-Narcotics OT Exp	-\$589.62	\$589.62	\$0.00	\$0.00				
33900 - USDOJ-SCAAP	\$72,826.94	\$0.00	\$0.00	\$72,826.94				
34100 - DOI-Mutual Fire Prot, Dis A	\$15.53	\$0.00	\$0.00	\$15.53				
34200 - DOI-Parks Boating Access	-\$224,447.92	\$0.00	\$10,062.91	-\$234,510.83				
34250 - DOI-Swan Lake Boat Ramp	\$0.00	\$0.00	\$0.00	\$0.00				
34400 - USDOT-CR 257 Repairs	-\$19,862.98	\$0.00	\$0.00	-\$19,862.98				

Fund	Cash				Investments			
	Opening GL Balance	GL Debit	GL Credit	GL Ending Balance	Opening GL Balance	GL Debit	GL Credit	GL Ending Balance
34700 - IMLS-Library Mobile Proj Rnd 2	\$0.00	\$0.00	\$0.00	\$0.00				
34820 - USDC-SLP Dune Walkover	-\$2,798.57	\$2,815.99	\$0.00	\$17.42				
34850 - USTREAS-Restore Act Projects	-\$286,841.69	\$0.00	\$43,109.61	-\$329,951.30				
34860 - DOI-Parks - CIAP Grant	-\$17,709.42	\$24,956.15	\$7,421.73	-\$175.00				
34912 - USDOT-1212ANGLE-Wildlife	\$0.00	\$1,334.00	\$1,334.00	\$0.00				
34913 - TXDOT 1312ANGLE-APRON	\$0.00	\$1,594.00	\$1,594.00	\$0.00				
34914 - TXDOT 1412ANGLE-APRON-CONSTRUC	\$236,573.18	\$0.00	\$0.00	\$236,573.18				
34915 - TXDOT-15HGANGLE-HANGAR	\$7,270.00	\$1,367,060.00	\$683,530.00	\$690,800.00				
34950 - USDOT-Terminal Building	\$0.00	\$0.00	\$0.00	\$0.00				
35000 - TJJ-D-State Aid	\$81,351.18	\$44,612.70	\$186,084.34	-\$60,120.46				
35650 - TIPC-JJAE-Boot Camp-8/31	\$22,198.26	\$15,089.69	\$46,208.44	-\$8,920.49				
35800 - TIPC-JJAE-Boot Camp-7/31	\$0.00	\$0.00	\$0.00	\$0.00				
35900 - TJD-Mental Health Services	\$4,166.64	\$0.00	\$4,166.64	\$0.00				
36100 - TCEQ-LIRAP Prg	\$0.00	\$934,076.00	\$0.00	\$934,076.00				
36400 - TCEQ-Local Initiatives Prg	\$52.36	\$0.00	\$0.00	\$52.36				
36801 - TXDOT-CR 48 PROJECT	\$0.00	\$0.00	\$5,746.68	-\$5,746.68				
37000 - OAG-VAG Grant	-\$6,668.78	\$5,967.39	\$3,493.53	-\$4,194.92				
37200 - DFPS-CPS-Title IV-B-Concr Svc	\$0.00	\$0.00	\$158.00	-\$158.00				
37300 - TDHCA-Amy Young Barrier Remova	-\$872.52	\$0.00	\$0.00	-\$872.52				
37400 - TDH-Immunization	-\$37,884.52	\$5,975.08	\$20,272.18	-\$52,181.62				
37800 - OAG-Regional Juv Mental Hlth S	\$0.00	\$0.00	\$0.00	\$0.00				
37913 - TXDOT-M312ANGLE-FY13RAMP	\$0.00	\$0.00	\$0.00	\$0.00				
37914 - TXDOT-M212ANGLE-FY14RAMP	-\$16,768.00	\$0.00	\$0.00	-\$16,768.00				
37915 - TXDOT-FY15RAMP	-\$11,517.92	\$16,992.50	\$39,400.95	-\$33,926.37				
38000 - Emergency Mgmt-Fire Code	\$201.87	\$22,533.38	\$10,619.77	\$12,115.48				
38010 - Economic Development Tax Abate	\$1,584.41	\$500.00	\$0.00	\$2,084.41				
38100 - Vital Statistics Fee	\$8,918.43	\$571.59	\$1,052.99	\$8,437.03				
38110 - Records Management-Co. Clk.	\$740,457.81	\$59,808.14	\$13,492.32	\$786,773.63	\$906,272.93	\$63.33	\$0.00	\$906,336.26
38120 - Records Archive-Co Clk	\$600,865.90	\$53,675.95	\$61,197.37	\$593,344.48				
38200 - Civ,Crim,Prob Records Mgmt	-\$83,840.24	\$156,199.37	\$1,965.50	\$70,393.63	\$449,025.58	\$23.76	\$150,000.00	\$299,049.34
38210 - County Graffiti Eradication	\$2,540.32	\$0.00	\$0.00	\$2,540.32				
38220 - Cnty,District Court Technology	\$82,158.76	\$1,294.73	\$0.00	\$83,453.49				
38230 - Record Preservation-Cty,DistClk	\$300,745.50	\$4,392.97	\$1,440.00	\$303,698.47				
38300 - Child Abuse Prevention Fund	\$10,800.02	\$277.30	\$0.00	\$11,077.32				
38310 - Family Protection Fund	\$61,004.72	\$2,033.85	\$629.67	\$62,408.90				
38320 - Records Management-Dist. Clk.	\$36,761.47	\$5,270.01	\$7,446.51	\$34,584.97				
38330 - Records Archive-District Clerk	\$71,945.06	\$5,382.27	\$1,869.83	\$75,457.50				
38400 - JP Building Security Fund	\$128,682.41	\$1,233.97	\$647.20	\$129,269.18				
38410 - Justice Court Technology Fund	\$167,366.97	\$4,916.46	\$2.94	\$172,280.49				
38500 - Financial Security	\$366,069.23	\$13,867.81	\$777.22	\$379,159.82				
38600 - LEOSE	\$80,047.92	\$0.00	\$2,520.00	\$77,527.92				
38710 - D A Hot Check Collection	\$27,870.96	\$1,781.22	\$706.80	\$28,945.38				
38720 - D A Supplemental	\$27,982.41	\$7,746.78	\$28,718.57	\$7,010.62				
38730 - D A Forfeiture, CCP Chapter 59	\$42,046.47	\$10,473.52	\$4,422.91	\$48,097.08				
38810 - Voter Registration-Tax Office	-\$2,985.14	\$100.00	\$973.32	-\$3,858.46				
38820 - Special Inv,Dealer Escrow-Tax	\$19,272.20	\$4,128.64	\$1,603.03	\$21,797.81	\$29,542.51	\$2.03	\$0.00	\$29,544.54
38830 - Scofflaw Fees, TTC Sect 502.01	\$240.00	\$70.00	\$30.00	\$280.00				
38910 - Election Services Contract	\$72,857.41	\$12,058.00	\$77.03	\$84,838.38				
38920 - Elections - HAVA Equip. Rental	\$151,071.37	\$0.00	\$0.00	\$151,071.37				
39100 - Sheriff Contraband Forfeiture	\$535,496.37	\$24,286.55	\$49,763.36	\$510,019.56				
39110 - Braz Cnty Narcotics Task Force	\$428,824.48	\$178,941.45	\$11,146.42	\$596,619.51				
39120 - Sheriff Commissary Fund	\$253,287.79	\$72,938.50	\$87,947.78	\$238,278.51				
39130 - Sheriff-Federal Forfeiture	\$209,440.20	\$0.00	\$37.52	\$209,402.68				
39200 - Juvenile Case Manager Fund	\$3,738.38	\$91.02	\$0.00	\$3,829.40				
39210 - CSCD-Bond Supervision	-\$29,233.96	\$31,520.99	\$967.28	\$1,319.75				
39300 - Reliant Energy CARE Program	\$37,194.28	\$0.00	\$1,255.48	\$35,938.80				
39310 - UnitedWay-Emergency Assistance	\$15,877.15	\$0.00	\$5,297.27	\$10,579.88				
39400 - Book Sale	\$5,446.75	\$0.00	\$0.00	\$5,446.75				
39410 - Library-Special Projects	\$185,821.64	\$3,279.66	\$1,447.83	\$187,653.47				
39500 - SEP-Wastewater-EnvHlth-TCEQ	\$121.84	\$50,600.00	\$46,000.00	\$4,721.84				
39600 - SEP-Parks-TCEQ	\$0.00	\$0.00	\$0.00	\$0.00				
39610 - Parks Improvements	\$0.00	\$0.00	\$0.00	\$0.00				
39620 - Shoreline Rest. Task Force	\$6,228.34	\$0.00	\$0.00	\$6,228.34				
39630 - 2006 GoM Energy Security Act	\$52,327.56	\$0.00	\$0.00	\$52,327.56				
39700 - Lateral Road Fund	\$85,152.00	\$0.00	\$0.00	\$85,152.00	\$0.00	\$0.00	\$0.00	\$0.00
39710 - Road & Bridge, Ch 152, Tx Code	\$0.00	\$0.00	\$0.00	\$0.00				

Fund	Cash				Investments			
	Opening GL Balance	GL Debit	GL Credit	GL Ending Balance	Opening GL Balance	GL Debit	GL Credit	GL Ending Balance
39720 - Special Projects	\$0.00	\$0.00	\$0.00	\$0.00	\$0.00	\$0.00	\$0.00	\$0.00
39751 - Benefield Special Assessment	\$0.00	\$33,325.41	\$33,325.41	\$0.00				
39752 - CR 313A Special Assessment	\$0.00	\$34,134.55	\$34,134.55	\$0.00				
39759 - Bailey Oakwood Creek Sp Asses	\$22,546.15	\$1,210,291.95	\$1,232,838.10	\$0.00				
39760 - CR 64 Extension-Spec Assessmen	\$0.00	\$114,684.11	\$114,684.11	\$0.00				
39761 - WinkWynn Special Assessment	\$0.00	\$29,147.59	\$29,147.59	\$0.00				
39762 - Vivian St Lazy Oaks Spec Asses	\$6,377.26	\$50.00	\$4,500.00	\$1,927.26				
39800 - Law Library	\$122,646.51	\$69,242.74	\$30,088.98	\$161,800.27	\$205,581.76	\$14.32	\$0.00	\$205,596.08
39900 - Mosquito Control District	\$2,098,259.41	\$37,992.51	\$133,734.25	\$2,002,517.67	\$618,602.32	\$43.25	\$0.00	\$618,645.57
40000 - 2003 Cert of Oblig-I,S	\$467,577.72	\$1,999.93	\$450.00	\$469,127.65	\$18,352.35	\$1.34	\$0.00	\$18,353.69
41000 - 2006 Cert of Oblig-I,S	\$166,948.13	\$2,248.29	\$0.00	\$169,196.42	\$460,545.87	\$32.14	\$0.00	\$460,578.01
42000 - 2012 Cert of Oblig-I,S	\$97,539.35	\$2,058.86	\$450.00	\$99,148.21				
43000 - Tax Notes, Series 2013 I&S	-\$49,414.02	\$77,677.59	\$0.00	\$28,263.57				
45000 - Road Bonds-Mobility-I,S	\$2,298,202.37	\$7,637.82	\$991,412.91	\$1,314,427.28	\$131,098.72	\$9.16	\$0.00	\$131,107.88
45100 - Mobility-BuildAmerica-I,S	-\$982,948.23	\$990,962.91	\$0.00	\$8,014.68				
46000 - Sheriff, Det Complex-I,S	\$701,241.55	\$1,357.01	\$0.05	\$702,598.51	\$1,175,567.95	\$82.13	\$0.00	\$1,175,650.08
51000 - 2006 Certificate of Obligation	\$648,050.01	\$0.00	\$0.00	\$648,050.01				
52000 - 2012 Cert of Oblig,C,M	\$355,036.34	\$0.00	\$1,030,025.39	-\$674,989.05	\$4,493,836.27	\$717.91	\$0.00	\$4,494,554.18
53000 - Tax Notes, Series 2013 C&M	\$1,108,698.72	\$0.00	\$80,836.08	\$1,027,862.64	\$4,013,115.43	\$641.06	\$0.00	\$4,013,756.49
55000 - Mobility Plan	\$2,268,969.23	\$3,190.48	\$44,714.98	\$2,227,444.73				
55100 - Mobility-BuildAmericaBonds	-\$3,593.87	\$0.00	\$0.00	-\$3,593.87				
57000 - Hwy 6 ROW Acquisition-C,M	-\$174,315.56	\$72,545.75	\$0.00	-\$101,769.81	\$101,815.35	\$7.07	\$0.00	\$101,822.42
57200 - Ring of Honor	\$28,941.81	\$705.00	\$0.00	\$29,646.81				
60500 - Airport Operating	-\$176,076.55	\$818,057.14	\$616,179.80	\$25,800.79				
71000 - Health Care Benefits	\$1,581,842.27	\$1,494,134.44	\$3,120,551.98	-\$44,575.27				
72000 - Employee Health Clinic	-\$1,293,312.68	\$1,322,242.74	\$28,930.06	\$0.00				
73000 - Insurance Reserve	\$376,912.57	\$188,197.54	\$48,381.15	\$516,728.96	\$848,088.30	\$59.27	\$0.00	\$848,147.57
81000 - B Cnty Groundwatr Conserv Dist	\$1,019,235.58	\$13,293.79	\$21,919.29	\$1,010,610.08				
81100 - Braz Cnty Toll Road Authority	-\$11,316,353.99	\$0.00	\$5,500.00	-\$11,321,853.99				
81200 - BrazCntyFreshwaterSupplyDist2	\$7,216.63	\$0.00	\$803.70	\$6,412.93				
81500 - CSCD-Sub Abuse-Outpatient-DP	\$64,166.65	\$76,206.06	\$32,959.56	\$107,413.15				
81600 - CSCD-TAIP Treatment Alter.	\$531.00	\$15,197.00	\$5,256.00	\$10,472.00				
81700 - CSCD-Mental Health Caseloads	-\$20,960.43	\$26,209.10	\$13,474.35	-\$8,225.68				
81800 - CSCD-Supervision Program	\$1,293,809.86	\$586,863.11	\$391,102.03	\$1,489,570.94				
81850 - CSCD-Evidence Based Assessment	\$0.00	\$0.00	\$0.00	\$0.00				
81900 - CSCD-Comm Corr-Op Hab Caseload	\$25,933.71	\$54,173.99	\$20,469.85	\$59,637.85				
82000 - CSCD-Comm Corr-Life	\$0.00	\$0.00	\$0.00	\$0.00				
82100 - CSCD-Comm Corr-Sex Offender	\$2,375.74	\$44,241.07	\$19,791.93	\$26,824.88				
82200 - CSCD-Comm Corr-Substance Abuse	\$17,456.94	\$44,888.40	\$17,503.25	\$44,842.09				
82300 - CSCD-Operation Habilitation DP	\$5,195.55	\$26,706.54	\$14,149.83	\$17,752.26				
82400 - CSCD-New Caseload Reduction-DP	\$0.00	\$0.00	\$0.00	\$0.00				
87500 - Payroll Clearing	-\$73,739.27	\$0.00	\$0.00	-\$73,739.27				
88000 - Trust & Agency	\$0.00	\$0.00	\$0.00	\$0.00				
88200 - Brazos Mall	\$11,510.20	\$0.00	\$0.00	\$11,510.20				
88300 - 5H288 @ CR 56 Overpass	\$6,658,407.49	\$0.00	\$0.00	\$6,658,407.49				
89000 - Historical Commission	\$2,646.26	\$0.00	\$0.00	\$2,646.26	\$13,616.17	\$0.96	\$0.00	\$13,617.13

**BRAZORIA COUNTY  
PORTFOLIO REPORT  
September 2015**

Current Date: 9/30/2015

Fund	Description	Type	CUSIP	Coupon	Settle Date	Maturity Date	First Call Date	Par Value	Purch Price	Purch Cost	Book Value	Mkt Price	Mkt Value	Days to Mat	YTM	Interest Earned
10000	FHLMC	Agency	3134G5AR6	1.000	07/07/14	07/07/17	01/07/15	2,000,000.00	100.000	2,000,000.00	2,000,000.00	1.0045	2,008,980.00	646	1.000	
10000	FHLMC	Agency	3134G6UL5	1.000	04/27/15	10/24/17	07/25/15	2,000,000.00	100.000	2,000,000.00	2,000,000.00	1.0007	2,001,340.00	755	1.000	
10000	FHLMC	Agency	3134G6UJ0	1.200	04/30/15	04/27/18	07/25/15	2,000,000.00	100.000	2,000,000.00	2,000,000.00	1.0008	2,001,640.00	940	1.200	
10000	FHLMC	Agency	3134G6V26	1.250	06/29/15	06/29/18	12/29/15	2,000,000.00	100.000	2,000,000.00	2,000,000.00	1.0026	2,005,200.00	1003	1.250	
10000	FHLMC	Agency	3134G6N82	1.125	06/15/15	02/20/18	08/20/15	2,000,000.00	100.000	2,001,562.50	2,000,000.00	1.0014	2,002,800.00	874	1.125	
10000	FFCB	Agency	3133EE3P3	1.200	07/13/15	07/13/18	07/13/16	2,000,000.00	100.000	2,000,000.00	2,000,000.00	1.0004	2,000,800.00	1017	1.200	
10000	FHLB	Agency	3130A5NV7	1.500	07/16/15	07/16/18	10/16/15	3,000,000.00	100.000	3,000,000.00	3,000,000.00	1.0006	3,001,800.00	1020	1.500	
10000	FHLMC	Agency	3134G7DM0	1.375	07/30/15	07/30/18	10/30/15	2,000,000.00	100.000	2,000,000.00	2,000,000.00	1.0019	2,003,800.00	1034	1.375	
10000	FHLB	Agency	3130A5Z51	1.250	08/17/15	08/17/18	08/17/16	2,000,000.00	100.000	2,000,000.00	2,000,000.00	1.0008	2,001,600.00	1052	1.250	
10000	FHLMC	Agency	3134G56A8	1.000	06/16/14	06/16/17	09/16/14	2,000,000.00	100.000	2,000,000.00	2,000,000.00					5,000.00
10000	FHLB	Agency	3130A2UB0	1.120	08/25/14	08/25/17	02/25/15	1,000,000.00	100.000	1,000,000.00	1,000,000.00					933.5
997	TexPool	LGIP		0.070				33,420,567.59	100.000	33,420,567.59	33,420,567.59	100.00	33,420,567.59	1	0.070	2,460.39
998	Texas Class	LGIP		0.190				21,954,997.85	100.000	21,954,997.85	21,954,997.85	100.00	21,954,997.85	1	0.190	3,711.83
999	Depository	Cash		0.500				47,651,317.74	100.000	47,651,317.74	47,651,317.74	100.00	47,651,317.74	1	0.500	15,527.73
											<b>125,026,883.18</b>	<b>122,026,883.18</b>	<b>146</b>	<b>0.440</b>	<b>27,633.28</b>	

This report is presented in accordance with the Texas Government Code Title 10 Section 2256.023 and complies with the Investment Strategy of Brazoria County's Investment Policy and I certify that to the best of my knowledge the above is true and correct.

*Cathy Campbell*

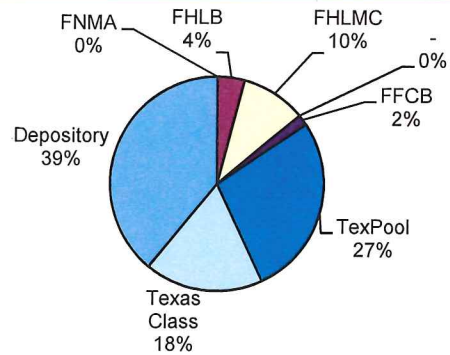
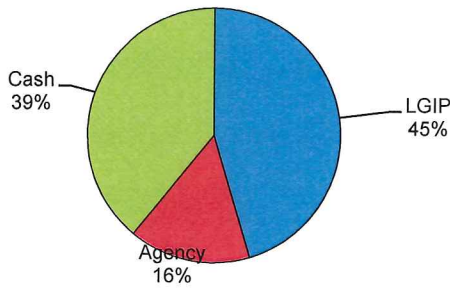
Cathy Campbell, CCT, CIO  
Brazoria County Treasurer

**BRAZORIA COUNTY**  
**Summary Investment Report**  
**For the Period Ending 09-30-15**

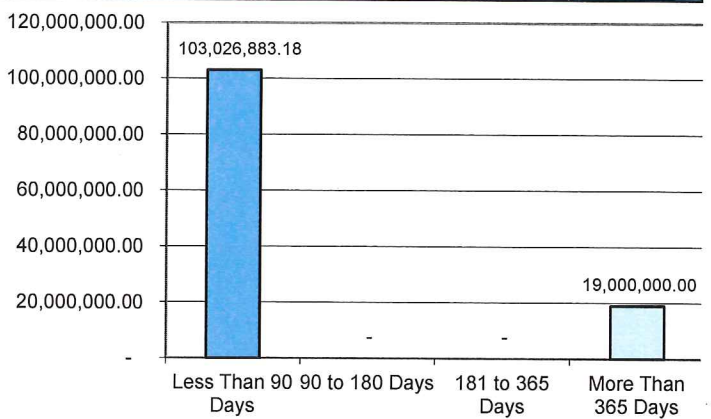
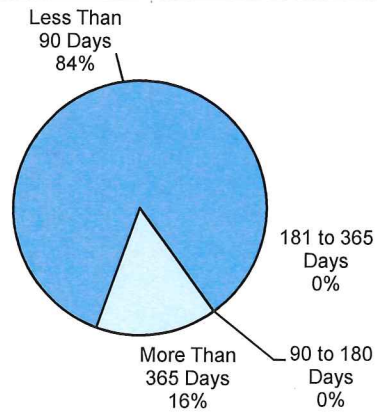
Total Portfolio Summary			
	Current Month 9/30/2015	Prior Month 8/31/2015	Change From Prior
Book Value	122,026,883.18	127,565,388.83	(5,538,505.65)
Market Value	122,054,843.18	127,587,468.83	(5,532,625.65)
Market Value%	100.02%	100.02%	0.01%
Weighted Average Maturity - Days	146 days	160 days	(14)
Weighted Average Yield	0.44%	0.42%	0.02%

Portfolio Composition by Fund			
Fund Name	9/30/2015 Book Value	Wtd Avg Yield	Wtd Avg Maturity
10000	19,000,000.00	1.226%	932
20500	-		
997	33,420,567.59	0.070%	1
998	21,954,997.85	0.190%	1
999	47,651,317.74	0.500%	1
<b>TOTALS:</b>	<b>122,026,883.18</b>	<b>0.44%</b>	<b>146 days</b>

Portfolio Composition by Security Type	Portfolio Composition by Issuer
--	---------------------------------



Maturity Distribution
-----------------------





**BRAZORIA COUNTY  
DATA SUMMARY  
September 2015**

<b>Type Breakdown:</b>	<b>Book Value</b>	<b>Percent</b>	<b>Wtd Avg Mat</b>	<b>Wtd Avg Yield</b>
LGIP	55,375,565.44	45.38%	1	0.118
Agency	19,000,000.00	15.57%	932	1.226
Cash	47,651,317.74	39.05%	1	0.500
	<b>122,026,883.18</b>	<b>100.00%</b>	<b>146</b>	<b>0.440</b>

<b>Issuer Breakdown:</b>	<b>Book Value</b>	<b>Percent</b>	<b>Wtd Avg Mat</b>	<b>Wtd Avg Yield</b>
FNMA	-			
FHLB	5,000,000.00	4.10%	1033	1.400
FHLMC	12,000,000.00	9.83%	875	1.158
-	-			
FFCB	2,000,000.00	1.64%	1017	1.200
-	-			
TexPool	33,420,567.59	27.39%	1	0.070
Texas Class	21,954,997.85	17.99%	1	0.190
Depository	47,651,317.74	39.05%	1	0.500
	<b>122,026,883.18</b>	<b>100.00%</b>	<b>146</b>	<b>0.440</b>

<b>Fund Breakdown:</b>	<b>Book Value</b>	<b>Percent</b>	<b>Wtd Avg Mat</b>	<b>Wtd Avg Yield</b>
10000	19,000,000.00	15.57%	932	1.226
20500	-			
997	33,420,567.59	27.39%	1	0.070
998	21,954,997.85	17.99%	1	0.190
999	47,651,317.74	39.05%	1	0.500
	<b>122,026,883.18</b>	<b>100.00%</b>	<b>146</b>	<b>0.440</b>

<b>Maturity Breakdown:</b>	<b>Book Value</b>	<b>Percent</b>
Less Than 90 Days	103,026,883.18	84.43%
90 to 180 Days	-	0.00%
181 to 365 Days	-	0.00%
More Than 365 Days	19,000,000.00	15.57%
	<b>122,026,883.18</b>	<b>100.00%</b>