

Date: 2/10/2015

THE REGULAR COMMISSIONERS COURT SESSION OF BRAZORIA COUNTY, TEXAS

ORDER NO. VI.B.3.a.

**RE: Treasurer's 1st Quarter FY 2015 Investment Report**

---

**Approve Treasurer's 1st Quarter FY 2015 Investment Report**

MINUTES OF COUNTY FINANCES  
TREASURER'S QUARTERLY REPORT

IN THE MATTER OF COUNTY FINANCES  
IN THE HANDS OF CATHY CAMPBELL  
TREASURER OF BRAZORIA COUNTY, TEXAS

COMMISSIONER'S COURT  
BRAZORIA COUNTY, TEXAS  
IN FEBRUARY TERM 2015

BEFORE ME, the undersigned authority, a Notary Public in and for Brazoria County, Texas, on this day personally appeared L.M. "MATT" SEBESTA JR, County Judge, DONALD W. "DUDE" PAYNE, Commissioner of Precinct 1, RYAN CADE, Commissioner of Precinct 2, STACY L. ADAMS, Commissioner of Precinct 3, and DAVID R. LINDER, Commissioner of Precinct 4, Brazoria County Texas who after being duly sworn upon their oaths depose and say:

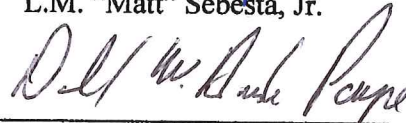
We here state that the requirement of Section 114.026, of the Local Government Code of Texas have been complied with by us and that we have compared and examined the Quarterly Report of CATHY CAMPBELL, Treasurer of Brazoria County, Texas for October through December 2014, and have determined that said report is correct, entered an order in the Minutes approving said Report, which states total cash and other assets on hand as \$155,676,421.20.

County Judge



L.M. "Matt" Sebesta, Jr.

Commissioner Precinct 1




Donald W. "Dude" Payne

Commissioner Precinct 2



Ryan Cade

Commissioner Precinct 3





Stacy L. Adams

Commissioner Precinct 4



David R. Linder

SUBSCRIBED AND SWORN TO BEFORE ME THIS 10TH DAY OF FEBRUARY, 2015.



Rebecca Bosco

Notary Public in and for Brazoria County, Texas

My Commission Expires: 01.25.19

**BRAZORIA COUNTY**  
**Portfolio Report**  
**1st Qtr Investment Report FY 2015**

Current Date: 12/31/2014

Fund	Description	Type	CUSIP	Coupon	Settle Date	Maturity Date	First Call Date	Par Value	Purch Price	Purch Cost	Book Value	Mkt Price	Mkt Value	Days to Mat	YTM	Interest Earned
10000	FHLMC	Agency	3134G3P38	0.750	10/25/13	10/05/16	04/05/14	2,907,000.00	100.000	2,908,211.25	2,907,000.00	1.0000	2,907,000.00	644	0.750	10,901.25
10000	FHLMC	Agency	3134G4NQ7	0.750	12/27/13	12/27/16	06/27/14	2,000,000.00	100.000	2,000,000.00	2,000,000.00	0.9986	1,997,200.00	727	0.750	7,500.00
10000	FHLB	Agency	3130A1FT0	1.050	4/17/2014	4/17/2017	07/17/14	2,000,000.00	100.000	2,000,000.00	2,000,000.00	0.9988	1,997,600.00	838	1.050	10,500.00
10000	FHLB	Agency	3130A1YF9	1.000	5/26/2014	8/26/2017	8/26/2014	2,000,000.00	100.000	2,000,000.00	2,000,000.00	0.9970	1,994,000.00	969	1.050	9,777.78
10000	FHLMC	Agency	3134G56A8	1.000	6/16/2014	6/16/2017	9/16/2014	2,000,000.00	100.000	2,000,000.00	2,000,000.00	0.9999	1,999,800.00	898	1.000	10,000.00
10000	FHLMC	Agency	3134G5AG0	1.000	6/30/2014	6/30/2017	9/30/2014	2,000,000.00	100.000	2,000,000.00	2,000,000.00	0.9994	1,998,800.00	912	1.100	11,000.00
10000	FHLMC	Agency	3134G57G4	1.000	6/30/2014	6/30/2017	9/30/2014	2,000,000.00	100.000	2,000,000.00	2,000,000.00	1.0000	2,000,000.00	912	1.020	10,200.00
10000	FHLB	Agency	3130A2BR6	1.000	6/30/2014	6/30/2017	9/30/2017	2,000,000.00	100.000	2,000,000.00	2,000,000.00	1.0000	2,000,000.00	912	1.050	10,500.00
10000	FHLMC	Agency	3134G5AR6	1.000	7/7/2014	7/7/2017	1/7/2015	2,000,000.00	100.000	2,000,000.00	2,000,000.00	0.9998	1,999,600.00	919	1.000	
10000	FHLB	Agency	3130A2UB0	1.000	8/25/2014	8/25/2017	2/25/2015	2,000,000.00	100.000	2,000,000.00	2,000,000.00	0.9962	1,992,400.00	968	1.120	3,441.67
10000	FHLB	Agency	3130A2EW2	1.000	6/26/2014	6/26/2017	9/26/2014	1,000,000.00	100.000	1,000,000.00	2,000,000.00					5,200.00
10000	FNMA	Agency	3135G0VWV9	0.520	05/20/13	05/20/16	11/20/13	2,000,000.00	100.000	2,000,000.00						
997	TexPool	LGIP		0.030				22,231,723.00	100.000	22,231,723.00	22,231,723.00	100.00	22,231,723.00	1	0.040	1,732.61
998	Texas Class	LGIP		0.100				31,927,136.89	100.000	31,927,136.89	31,927,136.89	100.00	31,927,136.89	1	0.100	7,652.18
999	Depository	Cash		0.500				80,610,561.31	100.000	80,610,561.31	80,610,561.31	100.00	80,610,561.31	1	0.500	49,400.00
								<b>158,676,421.20</b>		<b>158,677,632.45</b>	<b>155,676,421.20</b>		<b>155,655,821.20</b>	<b>116</b>	<b>0.417</b>	<b>147,870.12</b>

This report is presented in accordance with the Texas Government Code Title 10 Section 2256.023 and I certify, that to the best of my knowledge the above is true and correct.

  
 Cathy Campbell, Brazoria County Treasurer



**Brazoria County Bond Payments - 1st Quarter FY 2015**

	<b>INTEREST</b>	<b>PRINCIPAL</b>	<b>BAB SUBSIDY</b>	<b>TOTAL</b>
Series 2006 - Certificates of Obligation	0.00			0.00
Series 2006 - Unlimited Tax Road Bonds	0.00			0.00
Series 2008 - Unlimited Tax Road Bonds	0.00			0.00
Series 2010A - Unlimited Tax Road Bonds	0.00			0.00
Series 2010B - Unlimited Tax Road Bonds (BAB)	0.00		0.00	0.00
Series 2012 - General Obligation Refnd Bonds	0.00			0.00
Series 2012 - Certificates of Obligation	0.00			0.00
Series 2012 - Unlimited Tax Road Bonds	0.00			0.00
Series 2013 - Limited Tax Notes	0.00			0.00
<b>TOTAL PAYMENTS</b>	0.00	0.00	0.00	0.00

**The following pages show the remaining bond payments to be made by Brazoria County.**

*Cathy Campbell*

Cathy Campbell  
Brazoria County Treasurer

**BRAZORIA COUNTY, TEXAS**  
**Series 2006 - Certificate of Obligation Bonds**  
**Payment Schedule**

FISCAL YEAR	INTEREST 1-Mar	PRINCIPAL 1-Mar	INTEREST 1-Sep	TOTAL PAYMENT
2015	229,388.13	655,000.00	215,060.00	1,099,448.13
2016	215,060.00	685,000.00	200,075.63	1,100,135.63
2017	200,075.63	715,000.00	185,060.63	1,100,136.26
2018	185,060.63	745,000.00	169,043.13	1,099,103.76
2019	169,043.13	775,000.00	152,090.00	1,096,133.13
2020	152,090.00	810,000.00	134,067.50	1,096,157.50
2021	134,067.50	850,000.00	115,155.00	1,099,222.50
2022	115,155.00	885,000.00	95,242.50	1,095,397.50
2023	95,242.50	930,000.00	74,317.50	1,099,560.00
2024	74,317.50	970,000.00	52,250.00	1,096,567.50
2025	52,250.00	1,020,000.00	26,750.00	1,099,000.00
2026	26,750.00	1,070,000.00	0.00	1,096,750.00
	1,648,500.02	10,110,000.00	1,419,111.89	13,177,611.91

**Debt History:**

Date of Receipt 1-Jun-06  
Amount of Issue \$13,880,000  
True Int Cost 4.506%

**Paying Agent:**

U.S. Bank  
ABA routing # 091000022  
St. Paul, MN 55486-2639

**BRAZORIA COUNTY, TEXAS**  
**Series 2006 - Unlimited Tax Road Bonds**  
**Payment Schedule**

FISCAL YEAR	INTEREST	PRINCIPAL	INTEREST	TOTAL
	1-Mar	1-Mar	1-Sep	PAYMENT
2015	256,750.00	600,000.00	244,000.00	1,100,750.00
2016	244,000.00	625,000.00	230,718.75	1,099,718.75
2017	230,718.75	650,000.00	216,093.75	1,096,812.50
2018	216,093.75	680,000.00	200,793.75	1,096,887.50
2019	200,793.75	715,000.00	184,706.25	1,100,500.00
2020	184,706.25	745,000.00	166,081.25	1,095,787.50
2021	166,081.25	785,000.00	146,456.25	1,097,537.50
2022	146,456.25	825,000.00	125,831.25	1,097,287.50
2023	125,831.25	870,000.00	104,081.25	1,099,912.50
2024	104,081.25	915,000.00	80,062.50	1,099,143.75
2025	80,062.50	965,000.00	54,731.25	1,099,793.75
2026	54,731.25	1,015,000.00	28,087.50	1,097,818.75
2027	28,087.50	1,070,000.00		1,098,087.50
	2,038,393.75	10,460,000.00	1,781,643.75	14,280,037.50

**Debt History:**

Date of Receipt 1-Nov-06  
Amount of Issue \$14,000,000  
True Int Cost 4.487%

**Paying Agent:**

U.S. Bank  
ABA routing # 091000022  
St. Paul, MN 55486-2639

**BRAZORIA COUNTY, TEXAS**  
**Series 2008 - Unlimited Tax Road Bonds**  
**Payment Schedule**

FISCAL YEAR	INTEREST 1-Mar	PRINCIPAL 1-Mar	INTEREST 1-Sep	TOTAL PAYMENT
2015	133,945.38	335,000.00	127,882.50	596,827.88
2016	127,882.50	350,000.00	121,320.00	599,202.50
2017	121,320.00	365,000.00	114,248.13	600,568.13
2018	114,248.13	380,000.00	106,648.13	600,896.26
2019	106,648.13	395,000.00	98,748.13	600,396.26
2020	98,748.13	410,000.00	90,343.13	599,091.26
2021	90,343.13	430,000.00	81,313.13	601,656.26
2022	81,313.13	445,000.00	71,856.88	598,170.01
2023	71,856.88	465,000.00	61,859.38	598,716.26
2024	61,859.38	485,000.00	51,250.00	598,109.38
2025	51,250.00	510,000.00	40,093.75	601,343.75
2026	40,093.75	530,000.00	28,500.00	598,593.75
2027	28,500.00	555,000.00	14,625.00	598,125.00
2028	14,625.00	585,000.00		599,625.00
	1,142,633.54	6,240,000.00	1,008,688.16	8,391,321.70

**Debt History:**

Date of Receipt 1-Jul-08  
Amount of Issue \$8,000,000  
True Int Cost 4.410%

**Paying Agent:**

U.S. Bank  
ABA routing # 091000022  
St. Paul, MN 55486-2639

**BRAZORIA COUNTY, TEXAS**  
**Series 2010A - Unlimited Tax Road Bonds**  
**Payment Schedule**

FISCAL YEAR	INTEREST	PRINCIPAL	INTEREST	TOTAL
	1-Mar	1-Mar	1-Sep	PAYMENT
2015	45,138.00	815,000.00	36,478.00	896,616.00
2016	36,478.00	835,000.00	26,041.00	897,519.00
2017	26,041.00	855,000.00	13,750.00	894,791.00
2018	13,750.00	880,000.00	0.00	893,750.00
<b>Total</b>	<b>121,407.00</b>	<b>3,385,000.00</b>	<b>76,269.00</b>	<b>3,582,676.00</b>

**Debt History:**

Date of Receipt 1-Mar-10  
Amount of Issue \$6,200,000  
Total Int Cost 3.900%

**Paying Agent:**

U.S. Bank  
ABA routing # 091000022  
St. Paul, MN 55486-2639



**BRAZORIA COUNTY, TEXAS**  
**Series 2010B - Unlimited Tax Road Bonds**  
**(Build America Bonds)**  
**Payment Schedule**

FISCAL YEAR	INTEREST 1-Mar	PRINCIPAL 1-Mar	INTEREST 1-Sep	BAB's SUBSIDY	TOTAL PAYMENT
2015	364,137.00		364,137.00	(254,896.00)	473,378.00
2016	364,137.00		364,137.00	(254,896.00)	473,378.00
2017	364,137.00		364,137.00	(254,896.00)	473,378.00
2018	364,137.00		364,137.00	(254,896.00)	473,378.00
2019	364,137.00	910,000.00	343,234.00	(247,580.00)	1,369,791.00
2020	343,234.00	935,000.00	321,056.00	(232,502.00)	1,366,788.00
2021	321,056.00	965,000.00	297,201.00	(216,390.00)	1,366,867.00
2022	297,201.00	1,000,000.00	271,981.00	(199,213.00)	1,369,969.00
2023	271,981.00	1,030,000.00	245,232.00	(181,024.00)	1,366,189.00
2024	245,232.00	1,070,000.00	216,909.00	(161,749.00)	1,370,392.00
2025	216,909.00	1,105,000.00	187,107.00	(141,406.00)	1,367,610.00
2026	187,107.00	1,145,000.00	152,608.00	(118,901.00)	1,365,814.00
2027	152,608.00	1,195,000.00	116,603.00	(94,224.00)	1,369,987.00
2028	116,603.00	1,240,000.00	79,242.00	(68,546.00)	1,367,299.00
2029	79,242.00	1,290,000.00	40,374.00	(41,866.00)	1,367,750.00
2030	40,374.00	1,340,000.00		(14,131.00)	1,366,243.00
<b>Total</b>	<b>4,092,232.00</b>	<b>13,225,000.00</b>	<b>3,728,095.00</b>	<b>(2,737,116.00)</b>	<b>18,308,211.00</b>

**Debt History:**

Date of receipt 1-Mar-10  
Amount of issue \$13,225,000.00  
True Int Cost 3.580%

**Paying Agent:**

U.S. Bank  
ABA routing # 091000022  
St Paul, MN 55486-2639

**BRAZORIA COUNTY, TEXAS**  
**Series 2012 - General Obligation Refunding Bonds**  
**Payment Schedule**

FISCAL YEAR	INTEREST 1-Mar	PRINCIPAL 1-Mar	INTEREST 1-Sep	TOTAL PAYMENT
2015	54,000.00	860,000.00	41,100.00	955,100.00
2016	41,100.00	885,000.00	27,825.00	953,925.00
2017	27,825.00	910,000.00	14,175.00	952,000.00
2018	14,175.00	945,000.00		959,175.00
	137,100.00	3,600,000.00	83,100.00	3,820,200.00

**Debt History:**

Date of Receipt 26-Jul-12  
Amount of Issue \$4,435,000.00  
True Int cost 1.360%

**Paying Agent:**

U.S. Bank  
ABA routing # 091000022  
St. Paul, MN 55486-2639

**BRAZORIA COUNTY, TEXAS**  
**Series 2012 - Certificates of Obligation**  
**Payment Schedule**

FISCAL YEAR	INTEREST 1-Mar	PRINCIPAL 1-Mar	INTEREST 1-Sep	TOTAL PAYMENT
2015	554,925.00		554,925.00	1,109,850.00
2016	554,925.00		554,925.00	1,109,850.00
2017	554,925.00		554,925.00	1,109,850.00
2018	554,925.00	1,185,000.00	531,225.00	2,271,150.00
2019	531,225.00	1,230,000.00	509,700.00	2,270,925.00
2020	509,700.00	1,285,000.00	477,575.00	2,272,275.00
2021	477,575.00	1,350,000.00	443,825.00	2,271,400.00
2022	443,825.00	1,420,000.00	408,325.00	2,272,150.00
2023	408,325.00	1,495,000.00	370,950.00	2,274,275.00
2024	370,950.00	1,570,000.00	331,700.00	2,272,650.00
2025	331,700.00	1,650,000.00	290,450.00	2,272,150.00
2026	290,450.00	1,735,000.00	247,075.00	2,272,525.00
2027	247,075.00	1,825,000.00	201,450.00	2,273,525.00
2028	201,450.00	1,920,000.00	153,450.00	2,274,900.00
2029	153,450.00	2,000,000.00	118,450.00	2,271,900.00
2030	118,450.00	2,075,000.00	82,137.50	2,275,587.50
2031	82,137.50	2,145,000.00	44,600.00	2,271,737.50
2032	44,600.00	2,230,000.00		2,274,600.00
	6,430,612.50	25,115,000.00	5,875,687.50	37,421,300.00

**Debt History:**

Date of Receipt 26-Jul-12  
Amount of Issue \$25,115,000.00  
True Int Cost 3.380%

**Paying Agent:**

U.S. Bank  
ABA routing # 091000022  
St. Paul, MN 55486-2639

**BRAZORIA COUNTY, TEXAS**  
**Series 2012 - Unlimited Tax Road Bonds**  
**Payment Schedule**

FISCAL YEAR	INTEREST 1-Mar	PRINCIPAL 1-Mar	INTEREST 1-Sep	TOTAL PAYMENT
2015	125,800.00	355,000.00	122,250.00	603,050.00
2016	122,250.00	360,000.00	118,650.00	600,900.00
2017	118,650.00	370,000.00	113,100.00	601,750.00
2018	113,100.00	380,000.00	107,400.00	600,500.00
2019	107,400.00	395,000.00	101,475.00	603,875.00
2020	101,475.00	405,000.00	95,400.00	601,875.00
2021	95,400.00	420,000.00	89,100.00	604,500.00
2022	89,100.00	430,000.00	82,650.00	601,750.00
2023	82,650.00	445,000.00	75,975.00	603,625.00
2024	75,975.00	455,000.00	69,150.00	600,125.00
2025	69,150.00	470,000.00	62,100.00	601,250.00
2026	62,100.00	485,000.00	54,825.00	601,925.00
2027	54,825.00	500,000.00	47,012.50	601,837.50
2028	47,012.50	515,000.00	38,643.75	600,656.25
2029	38,643.75	535,000.00	29,950.00	603,593.75
2030	29,950.00	550,000.00	20,668.75	600,618.75
2031	20,668.75	570,000.00	10,693.75	601,362.50
2032	10,693.75	590,000.00		600,693.75
	1,364,843.75	8,230,000.00	1,239,043.75	10,833,887.50

**Debt History:**

Date of Receipt 26-Jul-12  
Amount of Issue \$8,575,000.00  
True Int cost 3.120%

**Paying Agent:**

U.S. Bank  
ABA routing # 091000022  
St. Paul, MN 55486-2639

**BRAZORIA COUNTY, TEXAS**  
**Series 2013 - Limited Tax Notes**  
**Payment Schedule**

FISCAL YEAR	INTEREST 1-Feb	PRINCIPAL 1-Feb	INTEREST 1-Aug	TOTAL PAYMENT
2015	77,220.00	1,765,000.00	63,453.00	1,905,673.00
2016	63,453.00	250,000.00	61,503.00	374,956.00
2017	61,503.00	250,000.00	59,553.00	371,056.00
2018	59,553.00	1,830,000.00	45,279.00	1,934,832.00
2019	45,279.00	2,855,000.00	23,010.00	2,923,289.00
2020	23,010.00	2,950,000.00		2,973,010.00
	330,018.00	9,900,000.00	252,798.00	10,482,816.00

**Debt History:**

Date of Receipt 19-Dec-13  
Amount of Issue \$9,900,000.00  
True Int cost 1.560%

**Paying Agent:**

Wells Fargo Bank, NA  
ABA routing # 121000248  
Houston, TX 77062