

Date: 5/12/2015

THE REGULAR COMMISSIONERS COURT SESSION OF BRAZORIA COUNTY, TEXAS

ORDER NO. VII.B.2.a.

RE: Treasurer's 2nd Quarter FY 2015 Investment Report

Approve Treasurer's 2nd Quarter FY 2015 Investment Report

MINUTES OF COUNTY FINANCES
TREASURER'S QUARTERLY REPORT


IN THE MATTER OF COUNTY FINANCES
IN THE HANDS OF CATHY CAMPBELL
TREASURER OF BRAZORIA COUNTY, TEXAS

COMMISSIONER'S COURT
BRAZORIA COUNTY, TEXAS
IN MAY TERM 2015

BEFORE ME, the undersigned authority, a Notary Public in and for Brazoria County, Texas, on this day personally appeared L.M. "MATT" SEBESTA JR, County Judge, DONALD W. "DUDE" PAYNE, Commissioner of Precinct 1, RYAN CADE, Commissioner of Precinct 2, STACY L. ADAMS, Commissioner of Precinct 3, and DAVID R. LINDER, Commissioner of Precinct 4, Brazoria County Texas who after being duly sworn upon their oaths depose and say:


We here state that the requirement of Section 2256.023, of the Local Government Code of Texas have been complied with by us and that we have compared and examined the Quarterly Report of CATHY CAMPBELL, Treasurer of Brazoria County, Texas for January through March 2015, and have determined that said report is correct, entered an order in the Minutes approving said Report, which states total cash and other assets on hand as \$149,978,807.07.

County Judge



L.M. "Matt" Sebesta, Jr.

Commissioner Precinct 1



Donald W. "Dude" Payne

Commissioner Precinct 2



Ryan Cade

Commissioner Precinct 3





Stacy L. Adams

Commissioner Precinct 4



David R. Linder

SUBSCRIBED AND SWORN TO BEFORE ME THIS 12TH DAY OF MAY, 2015.



Notary Public in and for Brazoria County, Texas
My Commission Expires: 01-25-19

BRAZORIA COUNTY
Portfolio Report
2nd Qtr Investment Report FY 2015

Current Date: 3/31/2015

Fund	Description	Type	CUSIP	Coupon	Settle Date	Maturity Date	First Call Date	Par Value	Purch Price	Purch Cost	Book Value	Mkt Price	Mkt Value	Days to Mat	YTM	Interest Earned
10000	FHLMC	Agency	3134G3P38	0.750	10/25/13	10/05/16	04/05/14	2,907,000.00	100.000	2,908,211.25	2,907,000.00	1.0000	2,907,000.00	554	0.750	-
10000	FHLMC	Agency	3134G4NQ7	0.750	12/27/13	12/27/16	06/27/14	2,000,000.00	100.000	2,000,000.00	2,000,000.00	1.0008	2,001,600.00	637	0.750	-
10000	FHLB	Agency	3130A1FT0	1.050	04/17/14	04/17/17	07/17/14	2,000,000.00	100.000	2,000,000.00	2,000,000.00	1.0003	2,000,600.00	748	1.050	-
10000	FHLB	Agency	3130A1YF9	1.000	05/26/14	05/26/17	08/26/14	2,000,000.00	100.000	2,000,000.00	2,000,000.00	1.0009	2,001,800.00	787	1.050	-
10000	FHLMC	Agency	3134G56A8	1.000	06/16/14	06/16/17	09/16/14	2,000,000.00	100.000	2,000,000.00	2,000,000.00	1.0014	2,002,800.00	808	1.000	-
10000	FHLMC	Agency	3134G57G4	1.000	06/30/14	06/30/17	09/30/14	2,000,000.00	100.000	2,000,000.00	2,000,000.00	1.0017	2,003,400.00	822	1.020	-
10000	FHLB	Agency	3130A2BR6	1.000	06/30/14	06/30/17	09/30/17	2,000,000.00	100.000	2,000,000.00	2,000,000.00	1.0018	2,003,600.00	822	1.050	-
10000	FHLMC	Agency	3134G5AR6	1.000	07/07/14	07/07/17	01/07/15	2,000,000.00	100.000	2,000,000.00	2,000,000.00	1.0544	2,108,800.00	829	1.000	10,000.00
10000	FHLB	Agency	3130A2UB0	1.000	08/25/14	08/25/17	02/25/15	2,000,000.00	100.000	2,000,000.00	2,000,000.00	1.0013	2,002,600.00	878	1.120	11,200.00
10000	FHLB	Agency	3130A4AC6	1.400	02/27/15	02/27/18	05/27/15	2,000,000.00	100.000	2,000,000.00	2,000,000.00	1.0185	2,037,000.00	1064	1.400	-
10000	FHLMC	Agency	3134G6FK4	1.375	03/05/15	03/05/18	06/05/15	2,000,000.00	100.000	2,000,000.00	2,000,000.00	1.0000	2,000,000.00	1070	1.375	-
10000	FHLMC	Agency	3134G5AG0	1.000	06/30/14	06/30/17	09/30/14	2,000,000.00	100.000	2,000,000.00	2,000,000.00	1.0000	2,000,000.00	1070	1.375	5,500.00
997	TexPool	LGIP		0.050				54,509,916.62	100.000	54,509,916.62	54,509,916.62	100.00	54,509,916.62	1	0.050	4,797.63
998	Texas Class	LGIP		0.110				27,935,474.19	100.000	27,935,474.19	27,935,474.19	100.00	27,935,474.19	1	0.110	8,621.72
999	Depository	Cash		0.500				44,464,216.26	100.000	44,464,216.26	44,464,216.26	100.00	44,464,216.26	1	0.500	54,787.81
													149,978,807.07	125	0.346	94.9

This report is presented in accordance with the Texas Government Code Title 10 Section 2256.023 and I certify, that to the best of my knowledge the above is true and correct.

Cathy Campbell
 Cathy Campbell, CCT, CIO
 Brazoria County Treasurer



Brazoria County Bond Payments - 2nd Quarter FY 2015

	INTEREST	PRINCIPAL	BAB SUBSIDY	TOTAL
Series 2006 - Certificates of Obligation	229,388.11	655,000.00		884,388.11
Series 2006 - Unlimited Tax Road Bonds	256,750.00	600,000.00		856,750.00
Series 2008 - Unlimited Tax Road Bonds	133,954.39	335,000.00		468,954.39
Series 2010A - Unlimited Tax Road Bonds	45,137.51	815,000.00		860,137.51
Series 2010B - Unlimited Tax Road Bonds (BAB)	364,136.85		(118,144.19)	245,992.66
Series 2012 - General Obligation Refnd Bonds	54,000.00	860,000.00		914,000.00
Series 2012 - Certificates of Obligation	554,925.00			554,925.00
Series 2012 - Unlimited Tax Road Bonds	125,800.00	355,000.00		480,800.00
Series 2013 - Limited Tax Notes	77,220.00	1,765,000.00		1,842,220.00
TOTAL PAYMENTS	1,841,311.86	5,385,000.00	(118,144.19)	7,108,167.67

The following pages show the remaining bond payments to be made by Brazoria County.

A handwritten signature in blue ink that reads "Cathy Campbell".

Cathy Campbell, CCT, CIO
Brazoria County Treasurer

BRAZORIA COUNTY, TEXAS
Series 2006 - Certificate of Obligation Bonds
Remaining Payment Schedule

FISCAL YEAR	INTEREST 1-Mar	PRINCIPAL 1-Mar	INTEREST 1-Sep	TOTAL PAYMENT
2015			215,060.00	215,060.00
2016	215,060.00	685,000.00	200,075.63	1,100,135.63
2017	200,075.63	715,000.00	185,060.63	1,100,136.26
2018	185,060.63	745,000.00	169,043.13	1,099,103.76
2019	169,043.13	775,000.00	152,090.00	1,096,133.13
2020	152,090.00	810,000.00	134,067.50	1,096,157.50
2021	134,067.50	850,000.00	115,155.00	1,099,222.50
2022	115,155.00	885,000.00	95,242.50	1,095,397.50
2023	95,242.50	930,000.00	74,317.50	1,099,560.00
2024	74,317.50	970,000.00	52,250.00	1,096,567.50
2025	52,250.00	1,020,000.00	26,750.00	1,099,000.00
2026	26,750.00	1,070,000.00	0.00	1,096,750.00
	1,419,111.89	9,455,000.00	1,419,111.89	12,293,223.78

Debt History:

Date of Receipt 1-Jun-06
Amount of Issue \$13,880,000
True Int Cost 4.506%

Paying Agent:

U.S. Bank
ABA routing # 091000022
St. Paul, MN 55486-2639

BRAZORIA COUNTY, TEXAS
Series 2006 - Unlimited Tax Road Bonds
Remaining Payment Schedule

FISCAL YEAR	INTEREST 1-Mar	PRINCIPAL 1-Mar	INTEREST 1-Sep	TOTAL PAYMENT
2015			244,000.00	244,000.00
2016	244,000.00	625,000.00	230,718.75	1,099,718.75
2017	230,718.75	650,000.00	216,093.75	1,096,812.50
2018	216,093.75	680,000.00	200,793.75	1,096,887.50
2019	200,793.75	715,000.00	184,706.25	1,100,500.00
2020	184,706.25	745,000.00	166,081.25	1,095,787.50
2021	166,081.25	785,000.00	146,456.25	1,097,537.50
2022	146,456.25	825,000.00	125,831.25	1,097,287.50
2023	125,831.25	870,000.00	104,081.25	1,099,912.50
2024	104,081.25	915,000.00	80,062.50	1,099,143.75
2025	80,062.50	965,000.00	54,731.25	1,099,793.75
2026	54,731.25	1,015,000.00	28,087.50	1,097,818.75
2027	28,087.50	1,070,000.00		1,098,087.50
	1,781,643.75	9,860,000.00	1,781,643.75	13,423,287.50

Debt History:

Date of Receipt 1-Nov-06
Amount of Issue \$14,000,000
True Int Cost 4.487%

Paying Agent:

U.S. Bank
ABA routing # 091000022
St. Paul, MN 55486-2639

BRAZORIA COUNTY, TEXAS
Series 2008 - Unlimited Tax Road Bonds
Remaining Payment Schedule

FISCAL YEAR	INTEREST 1-Mar	PRINCIPAL 1-Mar	INTEREST 1-Sep	TOTAL PAYMENT
2015			127,882.50	127,882.50
2016	127,882.50	350,000.00	121,320.00	599,202.50
2017	121,320.00	365,000.00	114,248.13	600,568.13
2018	114,248.13	380,000.00	106,648.13	600,896.26
2019	106,648.13	395,000.00	98,748.13	600,396.26
2020	98,748.13	410,000.00	90,343.13	599,091.26
2021	90,343.13	430,000.00	81,313.13	601,656.26
2022	81,313.13	445,000.00	71,856.88	598,170.01
2023	71,856.88	465,000.00	61,859.38	598,716.26
2024	61,859.38	485,000.00	51,250.00	598,109.38
2025	51,250.00	510,000.00	40,093.75	601,343.75
2026	40,093.75	530,000.00	28,500.00	598,593.75
2027	28,500.00	555,000.00	14,625.00	598,125.00
2028	14,625.00	585,000.00		599,625.00
<hr/>				
	1,008,688.16	5,905,000.00	1,008,688.16	7,922,376.32
<hr/>				

Debt History:

Date of Receipt 1-Jul-08
Amount of Issue \$8,000,000
True Int Cost 4.410%

Paying Agent:

U.S. Bank
ABA routing # 091000022
St. Paul, MN 55486-2639

BRAZORIA COUNTY, TEXAS
Series 2010A - Unlimited Tax Road Bonds
Remaining Payment Schedule

FISCAL YEAR	INTEREST 1-Mar	PRINCIPAL 1-Mar	INTEREST 1-Sep	TOTAL PAYMENT
2015			36,478.00	36,478.00
2016	36,478.00	835,000.00	26,041.00	897,519.00
2017	26,041.00	855,000.00	13,750.00	894,791.00
2018	13,750.00	880,000.00	0.00	893,750.00
Total	76,269.00	2,570,000.00	76,269.00	2,722,538.00

Debt History:

Date of Receipt 1-Mar-10
Amount of Issue \$6,200,000
Total Int Cost 3.900%

Paying Agent:

U.S. Bank
ABA routing # 091000022
St. Paul, MN 55486-2639

BRAZORIA COUNTY, TEXAS
Series 2010B - Unlimited Tax Road Bonds
(Build America Bonds)
Remaining Payment Schedule

FISCAL YEAR	INTEREST 1-Mar	PRINCIPAL 1-Mar	INTEREST 1-Sep	BAB's SUBSIDY	TOTAL PAYMENT
2015			364,137.00	(254,896.00)	109,241.00
2016	364,137.00		364,137.00	(254,896.00)	473,378.00
2017	364,137.00		364,137.00	(254,896.00)	473,378.00
2018	364,137.00		364,137.00	(254,896.00)	473,378.00
2019	364,137.00	910,000.00	343,234.00	(247,580.00)	1,369,791.00
2020	343,234.00	935,000.00	321,056.00	(232,502.00)	1,366,788.00
2021	321,056.00	965,000.00	297,201.00	(216,390.00)	1,366,867.00
2022	297,201.00	1,000,000.00	271,981.00	(199,213.00)	1,369,969.00
2023	271,981.00	1,030,000.00	245,232.00	(181,024.00)	1,366,189.00
2024	245,232.00	1,070,000.00	216,909.00	(161,749.00)	1,370,392.00
2025	216,909.00	1,105,000.00	187,107.00	(141,406.00)	1,367,610.00
2026	187,107.00	1,145,000.00	152,608.00	(118,901.00)	1,365,814.00
2027	152,608.00	1,195,000.00	116,603.00	(94,224.00)	1,369,987.00
2028	116,603.00	1,240,000.00	79,242.00	(68,546.00)	1,367,299.00
2029	79,242.00	1,290,000.00	40,374.00	(41,866.00)	1,367,750.00
2030	40,374.00	1,340,000.00		(14,131.00)	1,366,243.00
Total	3,728,095.00	13,225,000.00	3,728,095.00	(2,737,116.00)	17,944,074.00

Debt History:

Date of receipt 1-Mar-10
Amount of issue \$13,225,000.00
True Int Cost 3.580%

Paying Agent:

U.S. Bank
ABA routing # 091000022
St Paul, MN 55486-2639

BRAZORIA COUNTY, TEXAS
Series 2012 - General Obligation Refunding Bonds
Remaining Payment Schedule

FISCAL YEAR	INTEREST 1-Mar	PRINCIPAL 1-Mar	INTEREST 1-Sep	TOTAL PAYMENT
2015			41,100.00	41,100.00
2016	41,100.00	885,000.00	27,825.00	953,925.00
2017	27,825.00	910,000.00	14,175.00	952,000.00
2018	14,175.00	945,000.00		959,175.00
	83,100.00	2,740,000.00	83,100.00	2,906,200.00

Debt History:

Date of Receipt 26-Jul-12
Amount of Issue \$4,435,000.00
True Int cost 1.360%

Paying Agent:

U.S. Bank
ABA routing # 091000022
St. Paul, MN 55486-2639

BRAZORIA COUNTY, TEXAS
Series 2012 - Certificates of Obligation
Remaining Payment Schedule

FISCAL YEAR	INTEREST 1-Mar	PRINCIPAL 1-Mar	INTEREST 1-Sep	TOTAL PAYMENT
2015			554,925.00	554,925.00
2016	554,925.00		554,925.00	1,109,850.00
2017	554,925.00		554,925.00	1,109,850.00
2018	554,925.00	1,185,000.00	531,225.00	2,271,150.00
2019	531,225.00	1,230,000.00	509,700.00	2,270,925.00
2020	509,700.00	1,285,000.00	477,575.00	2,272,275.00
2021	477,575.00	1,350,000.00	443,825.00	2,271,400.00
2022	443,825.00	1,420,000.00	408,325.00	2,272,150.00
2023	408,325.00	1,495,000.00	370,950.00	2,274,275.00
2024	370,950.00	1,570,000.00	331,700.00	2,272,650.00
2025	331,700.00	1,650,000.00	290,450.00	2,272,150.00
2026	290,450.00	1,735,000.00	247,075.00	2,272,525.00
2027	247,075.00	1,825,000.00	201,450.00	2,273,525.00
2028	201,450.00	1,920,000.00	153,450.00	2,274,900.00
2029	153,450.00	2,000,000.00	118,450.00	2,271,900.00
2030	118,450.00	2,075,000.00	82,137.50	2,275,587.50
2031	82,137.50	2,145,000.00	44,600.00	2,271,737.50
2032	44,600.00	2,230,000.00		2,274,600.00
<hr/>				
	5,875,687.50	25,115,000.00	5,875,687.50	36,866,375.00
<hr/> <hr/>				

Debt History:

Date of Receipt 26-Jul-12
Amount of Issue \$25,115,000.00
True Int Cost 3.380%

Paying Agent:

U.S. Bank
ABA routing # 091000022
St. Paul, MN 55486-2639

BRAZORIA COUNTY, TEXAS
Series 2012 - Unlimited Tax Road Bonds
Remaining Payment Schedule

FISCAL YEAR	INTEREST 1-Mar	PRINCIPAL 1-Mar	INTEREST 1-Sep	TOTAL PAYMENT
2015			122,250.00	122,250.00
2016	122,250.00	360,000.00	118,650.00	600,900.00
2017	118,650.00	370,000.00	113,100.00	601,750.00
2018	113,100.00	380,000.00	107,400.00	600,500.00
2019	107,400.00	395,000.00	101,475.00	603,875.00
2020	101,475.00	405,000.00	95,400.00	601,875.00
2021	95,400.00	420,000.00	89,100.00	604,500.00
2022	89,100.00	430,000.00	82,650.00	601,750.00
2023	82,650.00	445,000.00	75,975.00	603,625.00
2024	75,975.00	455,000.00	69,150.00	600,125.00
2025	69,150.00	470,000.00	62,100.00	601,250.00
2026	62,100.00	485,000.00	54,825.00	601,925.00
2027	54,825.00	500,000.00	47,012.50	601,837.50
2028	47,012.50	515,000.00	38,643.75	600,656.25
2029	38,643.75	535,000.00	29,950.00	603,593.75
2030	29,950.00	550,000.00	20,668.75	600,618.75
2031	20,668.75	570,000.00	10,693.75	601,362.50
2032	10,693.75	590,000.00		600,693.75
	1,239,043.75	7,875,000.00	1,239,043.75	10,353,087.50

Debt History:

Date of Receipt 26-Jul-12
Amount of Issue \$8,575,000.00
True Int cost 3.120%

Paying Agent:

U.S. Bank
ABA routing # 091000022
St. Paul, MN 55486-2639

BRAZORIA COUNTY, TEXAS
Series 2013 - Limited Tax Notes
Remaining Payment Schedule

FISCAL YEAR	INTEREST 1-Feb	PRINCIPAL 1-Feb	INTEREST 1-Aug	TOTAL PAYMENT
2015			63,453.00	63,453.00
2016	63,453.00	250,000.00	61,503.00	374,956.00
2017	61,503.00	250,000.00	59,553.00	371,056.00
2018	59,553.00	1,830,000.00	45,279.00	1,934,832.00
2019	45,279.00	2,855,000.00	23,010.00	2,923,289.00
2020	23,010.00	2,950,000.00		2,973,010.00
	252,798.00	8,135,000.00	252,798.00	8,640,596.00

Debt History:

Date of Receipt 19-Dec-13
Amount of Issue \$9,900,000.00
True Int cost 1.560%

Paying Agent:

Wells Fargo Bank, NA
ABA routing # 121000248
Houston, TX 77062