

Glossary of Acronyms used in CAPER

GLOSSARY OF ACRONYMS USED IN CAPER

ADA - Americans with Disabilities Act	HOME - Home Investment Partnerships Program
AI - Analysis of Impediments	HP - Homebuyer Program
BCCDAB - Brazoria County Community Development Advisory Board	HUD - United States Department of Housing and Urban Development
BCW - Brazoria County Welfare	IDIS - Intergrated Disbursement and Information System
BCW - Brazoria County Welfare-	LBP - Lead-based Paint
CAPER - Consolidated Annual Performance and Evaluation Report	LMA - Low to Moderate Area
CDBG - Community Development Block Grant	LMI - Low to Moderate Income
CD - Community Development	LOW/MOD - Low to Moderate
CHDO - Community Housing Development Organization	NOFA - Notice of Funding Availability
ESG - Emergency Solutions Grant	PY - Program Year
FCR - Former County Road	SNAP - Special Needs Assistance Programs
FHEO - Fair Housing and Equal Opportunity	SS - Social Security
FY - Fiscal Year	THN - Texas Homeless Network
HMIS - Homeless Mangement Information System	YFC - Youth and Family Counseling

FHEO CAPER Checklist

BRAZORIA COUNTY
FHEO CAPER CHECKLIST

B-15-UC-48-0005
M-15-UC-48-0230
E-15-UC-48-0004

Grantee Evaluated: **Brazoria County**

HUD Project Number:

Date of CAPER: **12/12/2016**

Period covered by CAPER: **10/01/2015 – 9/30/2016**

EOS Reviewing/Date Review Completed: **Glenda Shepherd / _____**

A. Background information

1. Total yearly CPD funding amount to grantee: **\$1,610,497 – CDBG; \$366,441 – HOME; \$144,936 - ESG**

a. Did grantee allocate any funding to fair housing activities?

Not directly, as Brazoria County staff implemented all fair housing activities in house.

____ Yes: Amount and Percentage of Funding allocated to Fair Housing: \$ _____ %* _____

*Percentage represents amount of funds devoted to Fair Housing as a percentage of total CPD Funding.
Information found on page _____ of the CAPER document.

Names of Fair Housing agencies funded:

Fair Housing Activities Funded:

Activities funded specifically to address identified impediments:

Activity	Amount
_____	_____
_____	_____
_____	_____
_____	_____

No, According to CAPERS, recipient is not providing any funding directly to Fair Housing.

B. Qualitative Review:

1. Do the activities proposed during this planning year demonstrate progress in addressing the identified needs of minorities, people with disabilities and other protected class populations?

Yes, per our CR-05 (pages 1-3), all public facility activities were in low/mod areas or addressed ADA accessibility, while many of our public service activities serviced special needs populations.

2. Is there a description of the resources made available, the investment of available resources, the geographical distribution and location of investments, the families and persons assisted (including the racial and ethnic status of persons assisted?)
See 24 CFR 91.520(a)

Yes, per our CR-15 (pages 9-11), there is a list of our available resources and Table 5 identifies the geographical distribution and location of the investments. The CR-10, Table 2 (page 8), gives the racial and ethnic breakdown of the families and persons assisted, as well as the CR-65 (page _____) for the ESG program. The PR03, which is attached to this CAPER, also captures this CDBG information.

3. Did the jurisdiction describe its actions to affirmatively further fair housing?

See 24 CFR 91.520(a)

Actions are described in the CR-35 (pages _____) section of our CAPER, as well as the PR03 attached to PY 2015 CAPER.

4. Is there an evaluation of the recipient's progress in meeting its specific objectives of providing affordable housing, including the numbers and types of families served (including the number of extremely low-income, low-income, moderate-income, and middle-income persons served.) See 24 CFR 91.520(b)

Yes, our CR-20 (pages 13-14) shows the households supported and income breakdown of the CDBG and HOME recipients, while the CR-65(pages ____) & CR-70 (pages _____) shows the ESG recipient information.

5. Is there a comparison of the proposed versus actual outcomes for each outcome measure submitted with the consolidated plan? (If applicable, did the jurisdiction discuss why progress was not made toward meeting goals and objectives?).

Yes, Table 1 of the CR-05 (pages 4-6) and narrative (page 7).

6. Is the amount/percentage of money devoted to fair housing (above) consistent with AAP projections for the past year? **Yes** **No** _____

Explain amounts spent and any rationalization for any discrepancy.

Even though no money is directly allocated to a particular Fair Housing project, all activities funded are evaluated in the beginning and throughout the funding cycle for any fair housing issues.

7. Does the CAPER describe the types of activities carried out by its fair housing project (e.g., number of clients assisted, the outreach/education undertaken, the number of complaints referred to HUD or local civil rights agency for Fair Housing issues)?

_____ Yes (describe activities or make reference to page in report) _____ No

Any Fair Housing activities performed were all done by Brazoria County Community Development Staff. Fair Housing information was provided at all briefings of the Public Housing Authority for people attempting to come onto the Housing Choice Voucher Program as well as meetings with Cities to address Fair Housing issues when working on HUD projects. To our knowledge, there were no complaints this fiscal year.

2015 Estimated Demographic Characteristics of Jurisdiction

<u>Race</u>	<u>Total Race</u>		<u>Hispanic or Latino</u>	
	No.	%	No.	%
American Indian or Alaska Native	1,278	.37	448	35.05
Asian	21,197	6.12	2,027	9.56
Black or African American	44,984	12.99	4,111	9.14
Native Hawaiian or Other Pacific Islander	20	.01	15	.75
White	257,656	74.4	90,304	35.05
American Indian or Alaska Native and White	1,439	.42		
Asian and White	1422	.41		
Black or African American and White	1,195	.34		
American Indian or Alaska Native and Black or African American	150	.04		

*Some other race alone (does not specify)	13,081	3.78		
Balance of individuals Reporting More Than One Race	3,890	1.12		
Total	346,312	100	96,905	28
Single Parent/Female	12,237	10.4		
Persons with Disabilities	37,149	11.1		
Large Families	29,287	25		

*Numbers in above table were tabulated using several different reports generated in American Fact Finder.

C. Citizen Participation

1. Did the grantee solicit participation in the CAPER preparation process?

X Yes No

The Citizen Participation component is described in CR-40 (page 27).

a. Did the grantee take any affirmative steps to solicit participation in the CAPER preparation process from protected classes including racial, ethnic, and religious minorities, families with children, and persons with disabilities? X Yes No

Brazoria County made sure that the public hearing location was handicap as well as wheelchair accessible and the ad was published in both the English and Spanish papers. An address and phone number was also added in case the resident could not make it to the hearing but wanted to mail in a comment or make an oral comment.

b. Describe affirmative steps to solicit participation, name the participants and/or participant organizations, input received, and whether it was considered and the outcome of the comments.

Not only are the ads put in both the English and Spanish papers and included on the County's website, but the timeframe was extended due to the date of LaVoz publication. The notice was also posted in Section 8 Housing Choice Voucher lobby. No comments were received in connection with the CAPER.

2. Does the grantee indicate the notice concerning community meetings and comment was made to the Limited English Proficient (LEP) population in languages other than English, and that notice was distributed in ways to reach that population? No X Yes Describe:

The public notice written in English has a paragraph concerning any special accommodation needs in Spanish as well. The full public notice is also published in Spanish in the Brazoria County's Spanish paper, La Voz.

3. Is the Notice submitted with the CAPER? X Yes No

4. Does the grantee indicate that the notice concerning community meetings and comment was made to persons with disabilities in alternative formats, when needed? X Yes No

Describe the efforts:

The notice states that handicapped, non-English speaking, sign language and any other persons needing special accommodations and wishing to attend this public hearing should contact Nancy Friudenberg at (979) 864-1860, at least 48 hours prior to the hearing so that accommodations can be made.

D. Fair Housing

1. What activities reported in the CAPER address the impediments identified in the Action Plan, Consolidated Plan or AI?

All public service activities reported in the CAPER addressed identified impediments, as well as the infrastructure activities, the ADA accessible activities, first time homebuyer, HOME rehab/reconstruction, homeless prevention and rapid re-housing activities. The PR03 report attached lists the activities in the CAPER and AI lists the impediments and which were addressed this fiscal year.

2. Which of these impediments have been partially addressed, but needs additional actions?

Transportation is a major impediment, especially in the North end of the County, and is being looked into to see what can be done to alleviate the problem. Most of the impediments addressed are ongoing and will require continual review and support to maintain for the near future.

3. Are there significant impediments to fair housing choice affecting one or more of the federal protected classes, which were NOT addressed in this year's CAPER (but are identified in the AI or previous CAPERs)? Yes _____ **No X** _____

If yes, identify the impediment/explain: _____

4. Have new impediments been identified as actions were taken to address previously-identified impediments? Yes _____ **No X** _____

E. Activities/Benefits

1. Overall, are racial and ethnic minorities benefiting from the grantee's direct benefit activities in at least relative proportion to such groups' representation in the grantee's population?
Yes X No _____

Comments: The PR03 report shows the racial and ethnic minority benefits of all activities listed in the CAPER.

2. Are people with disabilities benefiting from the grantee's direct benefit activities in relative proportion to their representation in the grantee's population?

Comments: The CR-15 and PR03 lists several activities benefitting people with disabilities, which range from ADA Accessibility to assistance for Alzheimer/Dementia and Hospice assistance.

3. Indirect Benefit Activities

Review a selection of indirect benefit activities, e.g., street improvements, curbs and gutter, etc.

All infrastructure activities were in low/mod areas which provided much needed services to the low/mod income areas of Brazoria County, which tend to house the minority population.

Are these activities consistent with what was proposed in the AAP?

X Yes No _____

Comments: All activities are consistent with what was proposed in the PY 2015 Action Plan.

4. Are programs progressing at a significantly slower pace in project areas that can be identified with particular racial, ethnic, or other characteristics of protected classes (e.g., given lower priority for beginning use of resources, etc.)?

Yes No

Comments: **There is no association between project areas and the protected classes.**

5. Is the recipient making public areas in all construction and rehabilitation projects accessible to persons with disabilities?

Yes, when feasible No

Most construction projects are for water/sewer/street improvements, which would not require accessibility to persons with disabilities, but there are several projects for ADA Accessibility in public areas which were addressed, which are noted in PR03.

If yes, is the progress of such activities reasonably consistent with the progress of other indirect benefit activities?

Yes No

Comments: **The progression of these activities are consistent with the progress of the other indirect benefit activities.**

Analysis of Impediments Update

Impediment		Action Step	Number of Actions During PY 2015-PY 2019	Number of Actions During PY 2015	PY 2015 Action Step Achievements
Demographic					
1. Areas of minority and low-income concentrations	1a. No remedy for those choosing to live in minority-concentrated areas can be carried out by County		0		
	1b. County will encourage apartments in areas of opportunity to accept HCVs		8	8	Spoke with 8 apt complexes (3 in Lake Jackson, 2 in Clute, 2 in Alvin and 1 in Freeport) Of the 8, 2 accepted the HCV-Monaco Villas in Lake Jackson & Sienna Villas in Freeport
	1c. County will provide funding for public services that are accessible to low-income & minorities		20	13	County provided funding to 13 public service agencies providing 18 separate programs for low-income, minority and special population residents
	1d. County will provide subsistence payment to prevent homelessness		225	120	County provided assistance to 120 people to prevent homelessness
Housing					
2. Shortage of rental housing	2a. No remedy can be carried out by County		0		
	3. Shortage of rental subsidies		2		
4. Shortage of affordable owner-occupied housing	3b. County has no control over level of ESG funds for Rapid Rehousing but will continue to provide assistance		100	42	County provided assistance to 42 homeless people
	3c. County will discuss potential for CoC housing funding with Gulf Coast Center, Texas Homeless Network, and others		5		
	4a. County will rehabilitate or reconstruct units		8	2	County reconstructed 1 unit and rehabbed 1 unit
	4b. County will contact potential CHDOs to encourage certification		5		There were no organizations that requested CHDO funds this fiscal year
5. Possible predatory lending or denial of loans	4c. Habitat for Humanity will continue to purchase lots and build housing		1	3	Habitat built 3 new units this fiscal year
	4d. County will continue to contact Habitat about housing being constructed		1		Have newly established Executive Director and hope to meet with him in the next fiscal year
	4e. County will continue to provide down-payment and closing cost assistance to first-time homebuyers		25	7	County provided down payment and closing cost assistance to 7 first time homebuyers
	5a. The County has no authority to regulate lender requirements.		0		
	5b. The County will encourage area providers of homebuyer and financial stability education to market their services		5		

Impediment		Action Step		Number of Actions During PY 2015-PY 2019	Number of Actions During PY 2015	PY 2015 Action Step Achievements
		5c. The County will require homebuyer and financial stability education to first-time homebuyers receiving assistance and encourage them to attend prior to selecting home		25	7	County required all 7 first time homebuyers to attend first-time homebuyer class
		5d. The County will conduct an annual fair housing workshop for realtors and lenders linked to the first-time homebuyers program		5		
	Environmental/Environmental Justice					
		6. Natural disasters such as storm surge, flooding, windstorm damage		0		
		6a. The County has no control over natural disasters		0		
		6b. The County will ensure any new homes built with CDBG and HOME funds will comply with flood and windstorm codes		0	2	All homes built with HOME funds complied with flood and windstorm codes
		6c. All down-payment and closing cost recipients will be required to select homes that comply with flood and windstorm codes		25	7	All recipients of the HOME down payment and closing cost program complied with flood and windstorm codes
		6d. The County will fund drainage projects to prevent flooding		2		
		7a. The County will provide CDBG funds to cities for improvements to sidewalks, streets, water lines, water towers, and/or sewer lines		13	7	County completed 7 infrastructure projects
		8. Parks and public facilities are insufficient or deteriorating		3	4	County completed 2 park projects and 2 public facility projects
		9. High number of brownfields and toxic substance locations in close proximity to areas of minority & low-income concentrations		0		
		9a. The County does not have funds to clean up the brownfields and toxic sites				
		9b. The County will review the location of housing assistance and will not allow assistance in areas of close proximity to toxic sites		5	9	All homebuyers using County's first time homebuyer program purchased homes within participating Cities where there were no toxic sites. In addition, all HOME rehab projects are reviewed for toxic sites.
		10. Shortage of grocery stores, pharmacies, big box stores and dollar stores		0		
		10a. The County has no available remedy for the issue.				
		11. Public transportation is very limited		2	1	County discussed possibility of expanding Connect Transit to northern part of County. United Way is researching
		11a. The County will discuss with Connect Transit the possibility to expand its service throughout the county.				
		12. Limited LEP resources in schools		0		
		12a. The school districts are independent and the County has no authority or influence over their staffing and policies				
		13. Hate crimes, bullying, crime in general		19		
		13a. The County will support efforts of its Sheriff Department and city and school district police departments to stem crime through distribution of flyers/posters				

Impediment	Action Step	Number of Actions During PY 2015-PY 2019	Number of Actions During PY 2015	PY 2015 Action Step Achievements
	13b. The County DA will monitor/investigate complaints filed against law enforcement	3	2	Per our DA's office, there were 2 complaints filed against law enforcement which required litigation
	13c. Law enforcement and the DA will investigate hate crimes, criminal discrimination and bullying	10	0	Per our DA's office, there were no hate crimes, criminal discrimination or bullying crimes filed
	Legislative and Regulatory			
	15. Not all cities have adequate Fair Housing Ordinances	10	2	Met with Bonney and Bailey's Prairie mayors in regard to Fair Housing ordinances
	15b. The County will devote time at CDAB meetings regarding Fair Housing Ordinances	5	1	County discussed Fair Housing ordinances and issues during April meeting
	16. Not all cities allow group homes.	5	1	County discussed group home shortage during April meeting
	17. Requirement among some cities of concrete driveways and carports	1	1	The CD Department requested a waiver of home size which went before Council and ordinance was changed to accommodate homeowners.
	17b. The County will advise non-profit developers/builders of affordable housing on requesting waivers from driveway/carport requirements	5		
	18. Cities lack understanding about affirmatively furthering fair housing	5	1	County discussed affirmatively furthering fair housing during April meeting

Financial Summary with backup-PR 26



PART I: SUMMARY OF CDBG RESOURCES

01 UNEXPENDED CDBG FUNDS AT END OF PREVIOUS PROGRAM YEAR	801,038.87
02 ENTITLEMENT GRANT	1,610,497.00
03 SURPLUS URBAN RENEWAL	0.00
04 SECTION 108 GUARANTEED LOAN FUNDS	0.00
05 CURRENT YEAR PROGRAM INCOME	6,005.00
05a CURRENT YEAR SECTION 108 PROGRAM INCOME (FOR SI TYPE)	0.00
06 FUNDS RETURNED TO THE LINE-OF-CREDIT	0.00
06a FUNDS RETURNED TO THE LOCAL CDBG ACCOUNT	11,191.61
07 ADJUSTMENT TO COMPUTE TOTAL AVAILABLE	0.00
08 TOTAL AVAILABLE (SUM, LINES 01-07)	2,428,732.48

PART II: SUMMARY OF CDBG EXPENDITURES

09 DISBURSEMENTS OTHER THAN SECTION 108 REPAYMENTS AND PLANNING/ADMINISTRATION	1,289,450.26
10 ADJUSTMENT TO COMPUTE TOTAL AMOUNT SUBJECT TO LOW/MOD BENEFIT	0.00
11 AMOUNT SUBJECT TO LOW/MOD BENEFIT (LINE 09 + LINE 10)	1,289,450.26
12 DISBURSED IN IDIS FOR PLANNING/ADMINISTRATION	228,461.00
13 DISBURSED IN IDIS FOR SECTION 108 REPAYMENTS	0.00
14 ADJUSTMENT TO COMPUTE TOTAL EXPENDITURES	0.00
15 TOTAL EXPENDITURES (SUM, LINES 11-14)	1,517,911.26
16 UNEXPENDED BALANCE (LINE 08 - LINE 15)	910,821.22

PART III: LOWMOD BENEFIT THIS REPORTING PERIOD

17 EXPENDED FOR LOW/MOD HOUSING IN SPECIAL AREAS	0.00
EXPENDED FOR LOW/MOD MULTI-UNIT HOUSING	0.00
19 DISBURSED FOR OTHER LOW/MOD ACTIVITIES	1,289,450.26
20 ADJUSTMENT TO COMPUTE TOTAL LOW/MOD CREDIT	0.00
21 TOTAL LOW/MOD CREDIT (SUM, LINES 17-20)	1,289,450.26
22 PERCENT LOW/MOD CREDIT (LINE 21/LINE 11)	100.00%

LOW/MOD BENEFIT FOR MULTI-YEAR CERTIFICATIONS

23 PROGRAM YEARS(PY) COVERED IN CERTIFICATION	PY: 2013 PY: 2014 PY: 2015
24 CUMULATIVE NET EXPENDITURES SUBJECT TO LOW/MOD BENEFIT CALCULATION	3,792,875.10
25 CUMULATIVE EXPENDITURES BENEFITING LOW/MOD PERSONS	3,758,443.65
26 PERCENT BENEFIT TO LOW/MOD PERSONS (LINE 25/LINE 24)	99.09%

PART IV: PUBLIC SERVICE (PS) CAP CALCULATIONS

27 DISBURSED IN IDIS FOR PUBLIC SERVICES	211,383.17
28 PS UNLIQUIDATED OBLIGATIONS AT END OF CURRENT PROGRAM YEAR	0.00
29 PS UNLIQUIDATED OBLIGATIONS AT END OF PREVIOUS PROGRAM YEAR	0.00
30 ADJUSTMENT TO COMPUTE TOTAL PS OBLIGATIONS	0.00
31 TOTAL PS OBLIGATIONS (LINE 27 + LINE 28 - LINE 29 + LINE 30)	211,383.17
32 ENTITLEMENT GRANT	1,610,497.00
33 PRIOR YEAR PROGRAM INCOME	0.00
34 ADJUSTMENT TO COMPUTE TOTAL SUBJECT TO PS CAP	0.00
35 TOTAL SUBJECT TO PS CAP (SUM, LINES 32-34)	1,610,497.00
36 PERCENT FUNDS OBLIGATED FOR PS ACTIVITIES (LINE 31/LINE 35)	13.13%

PART V: PLANNING AND ADMINISTRATION (PA) CAP

37 DISBURSED IN IDIS FOR PLANNING/ADMINISTRATION	228,461.00
38 PA UNLIQUIDATED OBLIGATIONS AT END OF CURRENT PROGRAM YEAR	147,780.44
39 PA UNLIQUIDATED OBLIGATIONS AT END OF PREVIOUS PROGRAM YEAR	65,744.44
40 ADJUSTMENT TO COMPUTE TOTAL PA OBLIGATIONS	0.00
41 TOTAL PA OBLIGATIONS (LINE 37 + LINE 38 - LINE 39 +LINE 40)	310,497.00
42 ENTITLEMENT GRANT	1,610,497.00
43 CURRENT YEAR PROGRAM INCOME	6,005.00
ADJUSTMENT TO COMPUTE TOTAL SUBJECT TO PA CAP	0.00
TOTAL SUBJECT TO PA CAP (SUM, LINES 42-44)	1,616,502.00
46 PERCENT FUNDS OBLIGATED FOR PA ACTIVITIES (LINE 41/LINE 45)	19.21%



Office of Community Planning and Development
 U.S. Department of Housing and Urban Development
 Integrated Disbursement and Information System
 PR26 - CDBG Financial Summary Report
 Program Year 2015
 BRAZORIA COUNTY, TX

DATE: 11-15-16
 TIME: 11:32
 PAGE: 2

LINE 17 DETAIL: ACTIVITIES TO CONSIDER IN DETERMINING THE AMOUNT TO ENTER ON LINE 17

Report returned no data.

LINE 18 DETAIL: ACTIVITIES TO CONSIDER IN DETERMINING THE AMOUNT TO ENTER ON LINE 18

Report returned no data.

LINE 19 DETAIL: ACTIVITIES INCLUDED IN THE COMPUTATION OF LINE 19

Plan Year	IDIS Project	IDIS Activity	Voucher Number	Activity Name	Matrix Code	National Objective	Drawn Amount
2014	4	1408	5936927	Public Facilities ADA Accessibility	03	LMC	\$8,547.90
					03	Matrix Code	\$8,547.90
2015	3	1461	5874079	Brazoria ADA Accessibility	03E	LMC	\$1,910.00
2015	3	1461	5966343	Brazoria ADA Accessibility	03E	LMC	\$10,574.57
					03E	Matrix Code	\$12,484.57
2014	1	1412	5906215	National Oak Park	03F	LMA	\$61,000.00
2014	1	1412	5914680	National Oak Park	03F	LMA	\$33,500.00
2014	1	1412	5927588	National Oak Park	03F	LMA	\$59,661.25
2014	1	1414	5906215	Talmadge Park	03F	LMA	\$14,953.00
2014	4	1407	5936927	Recreation Center ADA Accessibility	03F	LMC	\$36,033.37
					03F	Matrix Code	\$205,147.62
2014	6	1410	5874079	Sweeny Wastewater Treatment Plant Rehab	03J	LMA	\$19,406.25
2014	6	1410	5882817	Sweeny Wastewater Treatment Plant Rehab	03J	LMA	\$26,755.62
2015	2	1460	5874079	Angleton Water Line Improvements	03J	LMA	\$4,328.40
2015	2	1460	5944936	Angleton Water Line Improvements	03J	LMA	\$22,896.00
2015	2	1460	5954230	Angleton Water Line Improvements	03J	LMA	\$116,073.00
2015	2	1460	5963172	Angleton Water Line Improvements	03J	LMA	\$60,805.40
2015	2	1460	5963205	Angleton Water Line Improvements	03J	LMA	\$26,047.20
2015	4	1462	5874079	Brazoria Sewer Improvements	03J	LMA	\$3,928.80
2015	4	1462	5963172	Brazoria Sewer Improvements	03J	LMA	\$90,333.00
2015	4	1462	5974946	Brazoria Sewer Improvements	03J	LMA	\$25,718.50
2015	5	1463	5874079	Freeport Lift Station Improvements	03J	LMA	\$3,608.80
2015	5	1463	5963172	Freeport Lift Station Improvements	03J	LMA	\$17,049.15
2015	8	1466	5874079	Richwood Sewer Improvements	03J	LMA	\$3,804.40
2015	8	1466	5906215	Richwood Sewer Improvements	03J	LMA	\$7,487.00
2015	8	1466	5966343	Richwood Sewer Improvements	03J	LMA	\$5,000.00
					03J	Matrix Code	\$433,241.52
2015	6	1464	5874079	Iowa Colony Street Improvements	03K	LMA	\$79,978.75
2015	6	1464	5936927	Iowa Colony Street Improvements	03K	LMA	\$47,850.73
2015	6	1464	5972874	Iowa Colony Street Improvements	03K	LMA	\$20,170.52
2015	7	1465	5874079	Jones Creek Street Improvements	03K	LMA	\$3,004.80
2015	7	1465	5954230	Jones Creek Street Improvements	03K	LMA	\$34,908.82
2015	7	1465	5958228	Jones Creek Street Improvements	03K	LMA	\$32,922.32
2015	7	1465	5963172	Jones Creek Street Improvements	03K	LMA	\$68,538.44
2015	7	1465	5972874	Jones Creek Street Improvements	03K	LMA	\$27,811.30
					03K	Matrix Code	\$315,185.68
2014	4	1406	5914680	City ADA Accessibility	03L	LMC	\$53,310.00
2015	1	1459	5874079	Alvin ADA/Sidewalk Improvements	03L	LMC	\$2,604.80
2015	1	1459	5963172	Alvin ADA/Sidewalk Improvements	03L	LMC	\$29,348.00
					03L	Matrix Code	\$85,262.80
2015	9	1467	5882817	ActionS Homebound Meals	05A	LMC	\$8,910.00
2015	9	1467	5891493	ActionS Homebound Meals	05A	LMC	\$13,195.00
					05A	Matrix Code	\$22,105.00
2015	11	1469	5895785	Boys & Girls Club - Pct 1	05D	LMC	\$3,805.50
2015	11	1469	5927588	Boys & Girls Club - Pct 1	05D	LMC	\$3,208.00
2015	11	1469	5936927	Boys & Girls Club - Pct 1	05D	LMC	\$1,344.00
2015	11	1469	5963172	Boys & Girls Club - Pct 1	05D	LMC	\$1,642.50



Office of Community Planning and Development
 U.S. Department of Housing and Urban Development
 Integrated Disbursement and Information System
 PR26 - CDBG Financial Summary Report
 Program Year 2015
 BRAZORIA COUNTY , TX

DATE: 11-15-16
 TIME: 11:32
 PAGE: 3

Plan Year	IDIS Project	IDIS Activity	Voucher Number	Activity Name	Matrix Code	National Objective	Drawn Amount
2015	11	1470	5927588	Boys & Girls Club - Pct 2	05D	LMC	\$3,438.00
2015	11	1470	5936927	Boys & Girls Club - Pct 2	05D	LMC	\$3,343.50
2015	11	1470	5954230	Boys & Girls Club - Pct 2	05D	LMC	\$3,218.50
2015	11	1471	5958228	Boys & Girls Club - Pct 4	05D	LMC	\$10,000.00
2015	14	1474	5944936	Dream Center	05D	LMC	\$15,999.11
2015	16	1476	5906215	Junior Achievement - Pct 1	05D	LMC	\$165.00
2015	16	1476	5927588	Junior Achievement - Pct 1	05D	LMC	\$2,661.14
2015	16	1476	5936927	Junior Achievement - Pct 1	05D	LMC	\$1,173.86
2015	16	1477	5927588	Junior Achievement - Pct 2	05D	LMC	\$3,429.52
2015	16	1477	5954230	Junior Achievement - Pct 2	05D	LMC	\$1,693.94
2015	16	1478	5906215	Junior Achievement - Pct 3	05D	LMC	\$1,228.97
2015	16	1478	5927588	Junior Achievement - Pct 3	05D	LMC	\$998.27
2015	16	1478	5936927	Junior Achievement - Pct 3	05D	LMC	\$952.15
2015	16	1478	5954230	Junior Achievement - Pct 3	05D	LMC	\$610.61
2015	16	1479	5927588	Junior Achievement - Pct 4	05D	LMC	\$7,800.00
2015	20	1483	5895785	True to Life Ministry Youth Program	05D	LMC	\$1,415.99
2015	20	1483	5927588	True to Life Ministry Youth Program	05D	LMC	\$1,668.23
2015	20	1483	5954230	True to Life Ministry Youth Program	05D	LMC	\$4,171.67
2015	20	1483	5974946	True to Life Ministry Youth Program	05D	LMC	\$4,492.00
2015	21	1484	5936927	20/20 Vision FOCUS Summer Youth Program	05D	LMC	\$2,356.12
2015	21	1484	5944936	20/20 Vision FOCUS Summer Youth Program	05D	LMC	\$2,688.50
2015	21	1484	5954230	20/20 Vision FOCUS Summer Youth Program	05D	LMC	\$1,955.38
							\$85,460.46
					05D	Matrix Code	
2015	10	1468	5906215	Alvin Community College Continuing Education Program	05H	LMC	\$1,200.00
2015	10	1468	5927588	Alvin Community College Continuing Education Program	05H	LMC	\$750.00
2015	10	1468	5944936	Alvin Community College Continuing Education Program	05H	LMC	\$3,750.00
2015	10	1468	5966343	Alvin Community College Continuing Education Program	05H	LMC	\$1,500.00
2015	10	1468	5972874	Alvin Community College Continuing Education Program	05H	LMC	\$750.00
2015	13	1473	5882817	Brazosport College Continuing Education Program	05H	LMC	\$7,461.00
2015	13	1473	5906215	Brazosport College Continuing Education Program	05H	LMC	\$8,986.50
2015	13	1473	5927588	Brazosport College Continuing Education Program	05H	LMC	\$7,348.88
2015	13	1473	5954230	Brazosport College Continuing Education Program	05H	LMC	\$5,345.77
2015	13	1473	5958228	Brazosport College Continuing Education Program	05H	LMC	\$857.77
							\$37,949.92
					05H	Matrix Code	
2015	15	1475	5914680	Helping Hands & Hearts Hospice	05M	LMC	\$1,288.96
2015	15	1475	5972874	Helping Hands & Hearts Hospice	05M	LMC	\$1,171.65
2015	17	1480	5874079	OATH Prescription Assistance	05M	LMC	\$1,978.89
2015	17	1480	5882817	OATH Prescription Assistance	05M	LMC	\$2,878.25
2015	17	1480	5895785	OATH Prescription Assistance	05M	LMC	\$2,885.46
2015	17	1480	5906215	OATH Prescription Assistance	05M	LMC	\$4,242.13
2015	17	1480	5914680	OATH Prescription Assistance	05M	LMC	\$3,897.79
2015	17	1480	5927588	OATH Prescription Assistance	05M	LMC	\$2,601.13
2015	17	1480	5936927	OATH Prescription Assistance	05M	LMC	\$2,717.02
2015	17	1480	5944936	OATH Prescription Assistance	05M	LMC	\$2,805.60
2015	17	1480	5963172	OATH Prescription Assistance	05M	LMC	\$5,650.24
2015	17	1480	5966343	OATH Prescription Assistance	05M	LMC	\$4,665.77
2015	17	1480	5974946	OATH Prescription Assistance	05M	LMC	\$4,802.36
							\$41,585.25
					05M	Matrix Code	
2015	19	1482	5874079	The Gathering Place Alzheimer Program	05O	LMC	\$1,465.24
2015	19	1482	5882817	The Gathering Place Alzheimer Program	05O	LMC	\$658.64
2015	19	1482	5885999	The Gathering Place Alzheimer Program	05O	LMC	\$198.00
2015	19	1482	5891493	The Gathering Place Alzheimer Program	05O	LMC	\$189.03
2015	19	1482	5895785	The Gathering Place Alzheimer Program	05O	LMC	\$213.90
2015	19	1482	5906215	The Gathering Place Alzheimer Program	05O	LMC	\$549.39
2015	19	1482	5914680	The Gathering Place Alzheimer Program	05O	LMC	\$195.03
2015	19	1482	5927588	The Gathering Place Alzheimer Program	05O	LMC	\$706.36



Office of Community Planning and Development
 U.S. Department of Housing and Urban Development
 Integrated Disbursement and Information System
 PR26 - CDBG Financial Summary Report
 Program Year 2015
 BRAZORIA COUNTY , TX

DATE: 11-15-16
 TIME: 11:32
 PAGE: 4

Plan Year	IDIS Project	IDIS Activity	Voucher Number	Activity Name	Matrix Code	National Objective	Drawn Amount
2015	19	1482	5936927	The Gathering Place Alzheimer Program	05O	LMC	\$507.83
2015	19	1482	5944936	The Gathering Place Alzheimer Program	05O	LMC	\$689.24
2015	19	1482	5954230	The Gathering Place Alzheimer Program	05O	LMC	\$812.18
2015	19	1482	5958228	The Gathering Place Alzheimer Program	05O	LMC	\$206.68
2015	19	1482	5963172	The Gathering Place Alzheimer Program	05O	LMC	\$568.00
2015	19	1482	5966343	The Gathering Place Alzheimer Program	05O	LMC	\$15.23
2015	19	1482	5972874	The Gathering Place Alzheimer Program	05O	LMC	\$753.59
2015	19	1482	5974946	The Gathering Place Alzheimer Program	05O	LMC	\$65.39
					05O	Matrix Code	\$7,793.73
2015	18	1481	5891493	Salvation Army Subsistence Program	05Q	LMC	\$675.00
2015	18	1481	5906215	Salvation Army Subsistence Program	05Q	LMC	\$800.00
2015	18	1481	5914680	Salvation Army Subsistence Program	05Q	LMC	\$1,350.00
2015	18	1481	5927588	Salvation Army Subsistence Program	05Q	LMC	\$163.81
					05Q	Matrix Code	\$2,988.81
2015	12	1472	5874079	Brazosport Cares Food Pantry	05W	LMC	\$2,109.68
2015	12	1472	5882817	Brazosport Cares Food Pantry	05W	LMC	\$4,953.58
2015	12	1472	5891493	Brazosport Cares Food Pantry	05W	LMC	\$3,082.36
2015	12	1472	5895785	Brazosport Cares Food Pantry	05W	LMC	\$200.00
2015	12	1472	5927588	Brazosport Cares Food Pantry	05W	LMC	\$1,292.39
2015	12	1472	5936927	Brazosport Cares Food Pantry	05W	LMC	\$1,861.99
					05W	Matrix Code	\$13,500.00
2013	7	1444	5874079	Lincecum, Tammy	14A	LMH	\$7,245.00
'13	7	1455	5874079	Nicklos, Norma	14A	LMH	\$10,952.00
					14A	Matrix Code	\$18,197.00
Total							\$1,289,450.26

LINE 27 DETAIL: ACTIVITIES INCLUDED IN THE COMPUTATION OF LINE 27

Plan Year	IDIS Project	IDIS Activity	Voucher Number	Activity Name	Matrix Code	National Objective	Drawn Amount
2015	9	1467	5882817	ActionS Homebound Meals	05A	LMC	\$8,910.00
2015	9	1467	5891493	ActionS Homebound Meals	05A	LMC	\$13,195.00
					05A	Matrix Code	\$22,105.00
2015	11	1469	5895785	Boys & Girls Club - Pct 1	05D	LMC	\$3,805.50
2015	11	1469	5927588	Boys & Girls Club - Pct 1	05D	LMC	\$3,208.00
2015	11	1469	5936927	Boys & Girls Club - Pct 1	05D	LMC	\$1,344.00
2015	11	1469	5963172	Boys & Girls Club - Pct 1	05D	LMC	\$1,642.50
2015	11	1470	5927588	Boys & Girls Club - Pct 2	05D	LMC	\$3,438.00
2015	11	1470	5936927	Boys & Girls Club - Pct 2	05D	LMC	\$3,343.50
2015	11	1470	5954230	Boys & Girls Club - Pct 2	05D	LMC	\$3,218.50
2015	11	1471	5958228	Boys & Girls Club - Pct 4	05D	LMC	\$10,000.00
2015	14	1474	5944936	Dream Center	05D	LMC	\$15,999.11
2015	16	1476	5906215	Junior Achievement - Pct 1	05D	LMC	\$165.00
2015	16	1476	5927588	Junior Achievement - Pct 1	05D	LMC	\$2,661.14
2015	16	1476	5936927	Junior Achievement - Pct 1	05D	LMC	\$1,173.86
2015	16	1477	5927588	Junior Achievement - Pct 2	05D	LMC	\$3,429.52
2015	16	1477	5954230	Junior Achievement - Pct 2	05D	LMC	\$1,693.94
2015	16	1478	5906215	Junior Achievement - Pct 3	05D	LMC	\$1,228.97
2015	16	1478	5927588	Junior Achievement - Pct 3	05D	LMC	\$998.27
2015	16	1478	5936927	Junior Achievement - Pct 3	05D	LMC	\$952.15
2015	16	1478	5954230	Junior Achievement - Pct 3	05D	LMC	\$610.61
5	16	1479	5927588	Junior Achievement - Pct 4	05D	LMC	\$7,800.00
j	20	1483	5895785	True to Life Ministry Youth Program	05D	LMC	\$1,415.99
2015	20	1483	5927588	True to Life Ministry Youth Program	05D	LMC	\$1,668.23
2015	20	1483	5954230	True to Life Ministry Youth Program	05D	LMC	\$4,171.67
2015	20	1483	5974946	True to Life Ministry Youth Program	05D	LMC	\$4,492.00



Office of Community Planning and Development
 U.S. Department of Housing and Urban Development
 Integrated Disbursement and Information System
 PR26 - CDBG Financial Summary Report
 Program Year 2015
 BRAZORIA COUNTY , TX

DATE: 11-15-16
 TIME: 11:32
 PAGE: 5

Plan Year	IDIS Project	IDIS Activity	Voucher Number	Activity Name	Matrix Code	National Objective	Drawn Amount
2015	21	1484	5936927	20/20 Vision FOCUS Summer Youth Program	05D	LMC	\$2,356.12
2015	21	1484	5944936	20/20 Vision FOCUS Summer Youth Program	05D	LMC	\$2,688.50
2015	21	1484	5954230	20/20 Vision FOCUS Summer Youth Program	05D	LMC	\$1,955.38
							\$85,460.46
2015	10	1468	5906215	Alvin Community College Continuing Education Program	05H	LMC	\$1,200.00
2015	10	1468	5927588	Alvin Community College Continuing Education Program	05H	LMC	\$750.00
2015	10	1468	5944936	Alvin Community College Continuing Education Program	05H	LMC	\$3,750.00
2015	10	1468	5966343	Alvin Community College Continuing Education Program	05H	LMC	\$1,500.00
2015	10	1468	5972874	Alvin Community College Continuing Education Program	05H	LMC	\$750.00
2015	13	1473	5882817	Brazosport College Continuing Education Program	05H	LMC	\$7,461.00
2015	13	1473	5906215	Brazosport College Continuing Education Program	05H	LMC	\$8,986.50
2015	13	1473	5927588	Brazosport College Continuing Education Program	05H	LMC	\$7,348.88
2015	13	1473	5954230	Brazosport College Continuing Education Program	05H	LMC	\$5,345.77
2015	13	1473	5958228	Brazosport College Continuing Education Program	05H	LMC	\$857.77
							\$37,949.92
2015	15	1475	5914680	Helping Hands & Hearts Hospice	05M	LMC	\$1,288.96
2015	15	1475	5972874	Helping Hands & Hearts Hospice	05M	LMC	\$1,171.65
2015	17	1480	5874079	OATH Prescription Assistance	05M	LMC	\$1,978.89
2015	17	1480	5882817	OATH Prescription Assistance	05M	LMC	\$2,878.25
2015	17	1480	5895785	OATH Prescription Assistance	05M	LMC	\$2,885.46
2015	17	1480	5906215	OATH Prescription Assistance	05M	LMC	\$4,242.13
2015	17	1480	5914680	OATH Prescription Assistance	05M	LMC	\$3,897.79
2015	17	1480	5927588	OATH Prescription Assistance	05M	LMC	\$2,601.13
2015	17	1480	5936927	OATH Prescription Assistance	05M	LMC	\$2,717.02
2015	17	1480	5944936	OATH Prescription Assistance	05M	LMC	\$2,805.60
2015	17	1480	5963172	OATH Prescription Assistance	05M	LMC	\$5,650.24
2015	17	1480	5966343	OATH Prescription Assistance	05M	LMC	\$4,665.77
2015	17	1480	5974946	OATH Prescription Assistance	05M	LMC	\$4,802.36
							\$41,585.25
2015	19	1482	5874079	The Gathering Place Alzheimer Program	05O	LMC	\$1,465.24
2015	19	1482	5882817	The Gathering Place Alzheimer Program	05O	LMC	\$658.64
2015	19	1482	5885999	The Gathering Place Alzheimer Program	05O	LMC	\$198.00
2015	19	1482	5891493	The Gathering Place Alzheimer Program	05O	LMC	\$189.03
2015	19	1482	5895785	The Gathering Place Alzheimer Program	05O	LMC	\$213.90
2015	19	1482	5906215	The Gathering Place Alzheimer Program	05O	LMC	\$549.39
2015	19	1482	5914680	The Gathering Place Alzheimer Program	05O	LMC	\$195.03
2015	19	1482	5927588	The Gathering Place Alzheimer Program	05O	LMC	\$706.36
2015	19	1482	5936927	The Gathering Place Alzheimer Program	05O	LMC	\$507.83
2015	19	1482	5944936	The Gathering Place Alzheimer Program	05O	LMC	\$689.24
2015	19	1482	5954230	The Gathering Place Alzheimer Program	05O	LMC	\$812.18
2015	19	1482	5958228	The Gathering Place Alzheimer Program	05O	LMC	\$206.68
2015	19	1482	5963172	The Gathering Place Alzheimer Program	05O	LMC	\$568.00
2015	19	1482	5966343	The Gathering Place Alzheimer Program	05O	LMC	\$15.23
2015	19	1482	5972874	The Gathering Place Alzheimer Program	05O	LMC	\$753.59
2015	19	1482	5974946	The Gathering Place Alzheimer Program	05O	LMC	\$65.39
							\$7,793.73
2015	18	1481	5891493	Salvation Army Subsistence Program	05Q	LMC	\$675.00
2015	18	1481	5906215	Salvation Army Subsistence Program	05Q	LMC	\$800.00
2015	18	1481	5914680	Salvation Army Subsistence Program	05Q	LMC	\$1,350.00
2015	18	1481	5927588	Salvation Army Subsistence Program	05Q	LMC	\$163.81
							\$2,988.81
2015	12	1472	5874079	Brazosport Cares Food Pantry	05W	LMC	\$2,109.68
2015	12	1472	5882817	Brazosport Cares Food Pantry	05W	LMC	\$4,953.58
2015	12	1472	5891493	Brazosport Cares Food Pantry	05W	LMC	\$3,082.36
2015	12	1472	5895785	Brazosport Cares Food Pantry	05W	LMC	\$200.00
2015	12	1472	5927588	Brazosport Cares Food Pantry	05W	LMC	\$1,292.39



Office of Community Planning and Development
 U.S. Department of Housing and Urban Development
 Integrated Disbursement and Information System
 PR26 - CDBG Financial Summary Report
 Program Year 2015
 BRAZORIA COUNTY , TX

DATE: 11-15-16
 TIME: 11:32
 PAGE: 6

Plan Year	IDIS Project	IDIS Activity	Voucher Number	Activity Name	Matrix Code	National Objective	Drawn Amount
2015	12	1472	5936927	Brazosport Cares Food Pantry	05W	LMC	\$1,861.99
						05W	Matrix Code
							\$13,500.00
Total							\$211,383.17

LINE 37 DETAIL: ACTIVITIES INCLUDED IN THE COMPUTATION OF LINE 37

Plan Year	IDIS Project	IDIS Activity	Voucher Number	Activity Name	Matrix Code	National Objective	Drawn Amount
2014	24	1437	5874079	CDBG General Administration	21A		\$28,790.39
2014	24	1437	5882817	CDBG General Administration	21A		\$12,224.93
2014	24	1437	5885999	CDBG General Administration	21A		\$5,846.33
2014	24	1437	5891493	CDBG General Administration	21A		\$5,704.71
2014	24	1437	5895785	CDBG General Administration	21A		\$5,774.21
2014	24	1437	5906215	CDBG General Administration	21A		\$7,403.87
2015	22	1485	5874079	CDBG General Administration	21A		\$373.95
2015	22	1485	5882817	CDBG General Administration	21A		\$99.50
2015	22	1485	5885999	CDBG General Administration	21A		\$19.78
2015	22	1485	5891493	CDBG General Administration	21A		\$524.48
2015	22	1485	5895785	CDBG General Administration	21A		\$68.89
2015	22	1485	5906215	CDBG General Administration	21A		\$6,142.57
2015	22	1485	5914680	CDBG General Administration	21A		\$17,981.23
2015	22	1485	5927588	CDBG General Administration	21A		\$22,890.47
2015	22	1485	5936927	CDBG General Administration	21A		\$30,170.93
2015	22	1485	5944936	CDBG General Administration	21A		\$19,122.49
2015	22	1485	5954230	CDBG General Administration	21A		\$22,271.21
2015	22	1485	5958228	CDBG General Administration	21A		\$12,399.26
2015	22	1485	5963172	CDBG General Administration	21A		\$9,384.97
2015	22	1485	5966343	CDBG General Administration	21A		\$10,503.76
2015	22	1485	5972874	CDBG General Administration	21A		\$10,102.74
2015	22	1485	5974946	CDBG General Administration	21A		\$624.22
2015	22	1485	5982535	CDBG General Administration	21A		\$36.11
						21A	Matrix Code
							\$228,461.00
Total							\$228,461.00

Financial Summary Attachment

A. Program Income Received
None

B. Prior Period Adjustments
None

C. Loans and Other Receivables
None

D. LOCCS Reconciliation

Unexpended Balance of CDBG funds		\$ 910,821.22
LOC Balance		\$ 1,007,319.60
Cash on Hand:		
Grantee Program Account		\$ -
Subrecipients Program Accounts		\$ -
Revolving Fund Cash Balances		\$ -
Section 108 Cash Balances		\$ -
	Cash on Hand Total	\$ -
Grantee CDBG Program Liabilities (include any reimbursmts. due from program funds)		\$ 96,498.38
Subrecipient CDBG Program Liabilities (include any reimbursements due from program funds)		\$ -
	Liabilities Total	\$ 96,498.38
Balance (provide an explanation if an unreconciled difference exists)		\$ (0.00)

Explanation (if applicable):

Liability of \$96,498.38 consists of voucher #5972874 \$60,759.80; voucher #5974946 \$35,702.47; and voucher #5982535 \$36.11.

E. Unprogrammed Funds Calculation

Amount of funds available during the reporting period		\$ 2,428,732.48
Income expected but not yet realized**		\$ -
	Subtotal	\$ 2,428,732.48
Less total budgeted amount		\$ 2,103,637.78
	Unprogrammed Balance	\$ 325,094.70

** This amount should reflect any income considered as a resource in the action plan (and any amendments) for the period covered by this report, as well as that identified in prior action plans/final statements (including any amendments), that was expected to be received by the end of the reporting period but had not yet been received; e.g., program income or Section 108 proceeds not yet received from an approved 108 loan.

Amendments

PUBLIC HEARING NOTICE
BRAZORIA COUNTY COMMUNITY DEVELOPMENT DEPARTMENT
2013 & 2014 ACTION PLAN AMENDMENT

A public hearing will be held on Tuesday, October 13, 2015 at 9:00 a.m. at the Commissioners' Courtroom located in the Brazoria County Courthouse, 111 E. Locust Street, Angleton, Texas. The purpose of the hearing will be to receive citizen comments and input regarding the 2013 and 2014 Action Plan Amendment involving re-allocating the unobligated funds from completed projects to current projects in order to help fund these projects. Below is a list of the unobligated funds and the proposed re-allocation .

<u>PY 2013 Unobligated Funds</u>		<u>Re-Allocation</u>	
Bonney Street Imp.	9,879.08	2014 Iowa Colony St	18,000.00
Danbury Waterline	5,649.17	2015 Sweeny WWTP	22,000.00
General Administration	224,471.75	2015 Angleton Water	200,000.00
	<hr/>		<hr/>
	240,000.00		240,000.00

This venue is accessible for persons with physical disabilities. Handicapped, non-English speaking, sign language, and any other persons needing special accommodations and wishing to attend this public hearing should contact Nancy Friudenberg at (979) 864-1860, prior to the hearing so that accommodations can be made.

No comments received.

Amendment in connection with \$200,000.00 re-allocation to Angleton Water was addressed during the 2015 Action Plan public hearings and comment period.

Iowa Colony and Sweeny were minor amendments.

PROGRAM YEAR 2015 PROPOSED PROJECTS

COMMUNITY DEVELOPMENT BLOCK GRANT PROGRAM

Alvin Sidewalk Improvements	\$ 33,000.00
Angleton Waterline Improvements (plus \$200,000 from PY 2013)	\$ 65,000.00
Brazoria ADA Accessibility	\$ 12,530.00
Brazoria Sewer Improvements	\$190,000.00
Freeport Lift Station Improvements	\$250,000.00
Iowa Colony Street Improvements	\$130,000.00
Jones Creek Street Improvements	\$190,000.00
Richwood Lift Station & Sewer Improvements	\$190,000.00

INFRASTRUCTURE SUBTOTAL: \$1,060,530.00

ActionS Homebound Meals	\$ 22,105.00
Alvin Community College Continuing Education Program	\$ 25,000.00
Boys & Girls Club Prevention Program – Pct. 1	\$ 10,000.00
Boys & Girls Club Prevention Program – Pct. 2	\$ 10,000.00
Boys & Girls Club Prevention Program – Pct. 4	\$ 10,000.00
Brazosport Cares Food Program	\$ 13,500.00
Brazosport College Continuing Education Program	\$ 30,000.00
Dream Center	\$ 16,000.00
Helping Hands & Hearts Hospice	\$ 10,000.00
Junior Achievement – Pct. 1	\$ 4,000.00
Junior Achievement – Pct. 2	\$ 5,275.00
Junior Achievement – Pct. 3	\$ 3,790.00
Junior Achievement – Pct. 4	\$ 7,800.00
OATH Prescription Assistance	\$ 40,000.00
Salvation Army – Alvin	\$ 3,000.00
The Gathering Place Alzheimer Program	\$ 10,000.00
True to Life Ministry Youth Program	\$ 12,000.00
20/20 Vision FOCUS Summer Youth Program	\$ 7,000.00

PUBLIC SERVICE SUBTOTAL: \$239,470.00

General Administration	\$310,497.00
------------------------	--------------

PLANNING AND ADMINISTRATION SUBTOTAL: \$310,497.00

2015 CDBG PROGRAM TOTAL: \$1,610,497.00

HOME PROGRAM

Housing Rehabilitation/Reconstruction Program	\$249,830.75
Homebuyer Assistance Program (5 persons/families @ \$5,000 avg.)	\$ 25,000.00
CHDO Set-Aside (15% required)	\$ 54,966.15
HOME General Administration	\$ 36,644.10

2015 HOME PROGRAM TOTAL: \$366,441.00

EMERGENCY SOLUTIONS GRANT PROGRAM

Kidz Harbor	\$ 80,000.00
Homeless Prevention	\$ 25,500.00
Rapid Re-Housing	\$ 25,500.00
HMIS	\$ 3,065.80
ESG General Administration	\$ 10,870.20

2015 ESG PROGRAM TOTAL: \$144,936.00

GRAND TOTAL: \$2,121,874.00

PY 2013 Unobligated Funds

General Administration \$200,000.00

PY 2015 Re-Allocation

Angleton Water \$200,000.00

BRAZORIA COUNTY COMMISSIONERS COURT

October 13, 2015

DISCUSSION AGENDA

Open discussion regarding 2013 Unobligated Funds

Close discussion regarding 2013 Unobligated Funds

Approve Request regarding 2013 Unobligated Funds

Open discussion considering request from staff to reallocate \$218,000 from 2013 CDBG Unobligated Funds to the following 2015 CDBG projects:

\$200,000 Angleton Waterline Project

\$ 18,000 Iowa Colony CR 62 Street Improvements.

\$ 22,000 Sweeny Wastewater Treatment Plant

Close discussion considering request from staff to reallocate \$218,000 from 2013 CDBG Unobligated Funds to the following 2015 CDBG projects:

\$200,000 Angleton Waterline Project

\$ 18,000 Iowa Colony CR 62 Street Improvements.

\$ 22,000 Sweeny Wastewater Treatment Plant

APPROVE – VII. B. 4. C.

Approve request from staff to reallocate \$218,000 from 2013 CDBG Unobligated Funds to the following 2015 CDBG projects:

\$200,000 Angleton Waterline Project

\$ 18,000 Iowa Colony CR 62 Street Improvements.

\$ 22,000 Sweeny Wastewater Treatment Plant

RESOLUTION SUPPORTING HOME DELIVERED MEALS. VII.A.6.e.
NOT OURS - PUT "UNDER US" BY MARY SHINE
WE WERE THE "CLOSEST" SINCE WE PAY FOR ACTIONS

Date: 10/13/2015

THE REGULAR COMMISSIONERS COURT SESSION OF BRAZORIA COUNTY, TEXAS

ORDER NO. VII.B.4.a.

RE: Open Discussion Regarding 2013 Unobligated Funds

Open discussion considering request from staff to reallocate \$240,000 from 2013 CDBG Unobligated Funds to the following 2015 CDBG projects:

- \$200,000 Angleton Waterline Project**
- \$ 18,000 Iowa Colony CR 62 Street Improvements**
- \$ 22,000 Sweeny Wastewater Treatment Plant**

Date: 10/13/2015

THE REGULAR COMMISSIONERS COURT SESSION OF BRAZORIA COUNTY, TEXAS

ORDER NO. VII.B.4.b.

RE: Close Discussion Regarding 2013 Unobligated Funds

**Close discussion considering request from staff to reallocate \$240,000 from
2013 CDBG Unobligated Funds to the following 2015 CDBG projects:**

\$200,000	Angleton Waterline Project
\$ 18,000	Iowa Colony CR 62 Street Improvements
\$ 22,000	Sweeny Wastewater Treatment Plant

Date: 10/13/2015

THE REGULAR COMMISSIONERS COURT SESSION OF BRAZORIA COUNTY, TEXAS

ORDER NO. VII.B.4.c.

RE: Request Regarding 2013 Unobligated Funds

Approve the request from staff to reallocate \$240,000 from 2013 CDBG Unobligated Funds to the following 2015 CDBG projects:


\$200,000 Angleton Waterline Project

\$ 18,000 Iowa Colony CR 62 Street Improvements

\$ 22,000 Sweeny Wastewater Treatment Plant

NANCY FRIUDENBERG
DIRECTOR

JENNIFER CRAINER
ASSISTANT DIRECTOR



MELISSA SHADE
PROJECT COORDINATOR

TAMMY HUGHES
FINANCIAL COORDINATOR

BRAZORIA COUNTY

COMMUNITY DEVELOPMENT DEPARTMENT

October 7, 2015

TO: Commissioner's Court

The \$200,000.00 allocated from FY 2013 CDBG funds to the FY 2015 Angleton Waterline project is money we allocated during our FY 2015 Annual Action Plan allocation.

1524 EAST MULBERRY SUITE 162, ANGLETON, TEXAS 77515

Angleton Area
(979) 864-1710

Brazosport Area
(979) 388-1710

Houston Area
(281) 756-1710

Fax Number
(979) 864-1089



CITY OF IOWA COLONY

WHERE WE MAKE IT HAPPEN

12003 CR 65, Iowa Colony, Texas 77583

281-369-2471 Phone ★ 281-369-0005 Fax

Email: iowacolony@skynethouston.com ★ Website: www.cityofiowacolony.com

Ms. Nancy Friudenberg
Brazoria County Community Development
1524 E. Mulberry, Suite 162
Angleton, Texas 77515

RE: FCR 62

Dear Ms. Friudenberg,


The City of Iowa Colony is requesting additional funds for repaving FCR 62 in the amount of \$18,000.00.

For further information, please contact me or the City Secretary Geri Frank at 281-369-2471.

Sincerely,

Michael Holton, Mayor
City of Iowa Colony, Texas

MH/gf



City of Sweeny

P.O. BOX 248 * 102 W. ASHLEY WILSON RD. * SWEENY, TEXAS 77480
(979) 548-3321 * FAX (979) 548-7745

October 7, 2015

Brazoria County Commissioners Court

Attn: Nancy Friudenberg

The City of Sweeny is requesting additional funding in the amount of \$22,000.00. This additional funding will help pay for additional repairs to our Waste Water Treatment Plant.

Thank you,

Cindy King
City of Sweeny – City Manager



O'Malley Strand Associates, Inc.[®]
203 South Jackson Street
Brenham, Texas 77833
(P) 979-836-7937
(F) 979-836-7936

October 7, 2015

Nancy Friudenberg
Brazoria County
1524 E. Mulberry, Suite 162
Angleton, TX 77515

Re: City of Sweeny
TxCDBG Wastewater Treatment Plan Improvements Project
Additional Work to Clarifiers
OSA Job # 3920.003, 60.116 SB

Dear Ms. Friudenberg,

As we discussed over the phone, the City of Sweeny's WWTP project is nearly complete and a few critical items have come up during construction. While the Contractor was performing the work, two of the channel gates between the Aeration Basin and the Final Clarifiers failed. Also, the existing v-notch weirs around the clarifiers are out of level, which leads to "short circuiting" which prevents the treatment unit from performing correctly. These two issues are related to the work being done as part of the TxCDBG project, but were unforeseen until we were midway through construction.

Additionally, the City of Sweeny recently received a letter from the TCEQ documenting the problems with the gates and clarifiers. The TCEQ has required that the City repair these issues as soon as possible. I have been in contact with the Contractor and he has submitted some pricing for doing the work as part of his contract. On behalf of the City, we would like to request that additional funds in the amount of \$22,000 be allocated for this additional work.

The work is critical to maintain compliance with the TCEQ and can be done in a timely manner with the Contractor currently working at the plant. We ask for your favorable consideration of this additional funding. If you have any questions, please don't hesitate to call.

Sincerely,

William J. Huebner, P.E.
Project Manager

WJH

jw\R:\BRE\OE\00060\60-116SB\Letter\Clarifier Work.doc

TBPE No. F-8405
TBPLS No. 10030000

CDBG-PR03

Activity Summary Report



U.S. Department of Housing and Urban Development
 Office of Community Planning and Development
 Integrated Disbursement and Information System
 CDBG Activity Summary Report (GPR) for Program Year 2015
 BRAZORIA COUNTY

Date: 14-N 016
 Time: 16:20
 Page: 1

PGM Year: 1994
 Project: 0002 - CONVERTED CDBG ACTIVITIES
 IDIS Activity: 2 - CDBG COMMITTED FUNDS ADJUSTMENT
 Status: Open
 Location: ,
 Objective: ,
 Outcome: ,
 Matrix Code: General Program Administration (21A)
 National Objective: ,

Initial Funding Date: 01/01/0001

Description:

Financing

	Fund Type	Grant Year	Grant	Funded Amount		Drawn In Program Year		Drawn Thru Program Year	
				Total	Hispanic	Total	Hispanic	Total	Hispanic
CDBG	EN	1995	B95UC480005	\$0.00		\$0.00		(\$37,890.68)	
		1996	B96UC480005	\$0.00		\$0.00		\$37,890.68	
		1999	B99UC480005	\$0.00		\$0.00		\$0.00	
		2011	B11UC480005	\$0.00		\$0.00		\$0.00	
Total	Total			\$0.00		\$0.00		\$0.00	\$0.00

Proposed Accomplishments

Actual Accomplishments

Number assisted:

	Owner		Renter		Total		Person	
	Total	Hispanic	Total	Hispanic	Total	Hispanic	Total	Hispanic
White:	0	0	0	0	0	0	0	0
Black/African American:	0	0	0	0	0	0	0	0
Asian:	0	0	0	0	0	0	0	0
American Indian/Alaskan Native:	0	0	0	0	0	0	0	0
Native Hawaiian/Other Pacific Islander:	0	0	0	0	0	0	0	0
American Indian/Alaskan Native & White:	0	0	0	0	0	0	0	0
Asian White:	0	0	0	0	0	0	0	0
Black/African American & White:	0	0	0	0	0	0	0	0
American Indian/Alaskan Native & Black/African American:	0	0	0	0	0	0	0	0
Other multi-racial:	0	0	0	0	0	0	0	0
Asian/Pacific Islander:	0	0	0	0	0	0	0	0
Hispanic:	0	0	0	0	0	0	0	0
Total:	0	0	0	0	0	0	0	0



U.S. Department of Housing and Urban Development
 Office of Community Planning and Development
 Integrated Disbursement and Information System
 CDBG Activity Summary Report (GPR) for Program Year 2015
 BRAZORIA COUNTY

Date: 14-N 016
 Time: 16:20
 Page: 2

0

Female-headed Households:

Income Category:	Owner	Renter	Total	Person
Extremely Low			0	
Low Mod			0	
Moderate			0	
Non Low Moderate			0	
Total	0	0	0	0
Percent Low/Mod				

Annual Accomplishments

No data returned for this view. This might be because the applied filter excludes all data.



U.S. Department of Housing and Urban Development
 Office of Community Planning and Development
 Integrated Disbursement and Information System
 CDBG Activity Summary Report (GPR) for Program Year 2015
 BRAZORIA COUNTY

Date: 14-Nov-2016
 Time: 16:20
 Page: 3

PGM Year: 2014
 Project: 0004 - Lake Jackson ADA Accessibility
 IDIS Activity: 1406 - City ADA Accessibility
 Status: Completed 6/23/2016 12:00:00 AM
 Location: Various Locations Lake Jackson, TX 77566
 Objective: Create suitable living environments
 Outcome: Availability/accessibility
 Matrix Code: Sidewalks (03L)
 National Objective: LMC

Initial Funding Date: 12/02/2014

Description:

The City will install ADA sidewalk ramps and audible pedestrian signals in various locations throughout the City of Lake Jackson.

CDBG	Fund Type	Grant Year	Grant	Funded Amount	Drawn In Program Year		Drawn Thru Program Year	
					2013	2014	Total	Total
	EN	Pre-2015		\$125,723.79	\$0.00	\$0.00	\$0.00	\$0.00
		2013	B13UC480005		\$0.00	\$0.00	\$3,603.19	\$3,603.19
		2014	B14UC480005		\$53,310.00	\$53,310.00	\$122,120.60	\$122,120.60
Total	Total			\$125,723.79	\$53,310.00	\$53,310.00	\$125,723.79	\$125,723.79

Proposed Accomplishments

Actual Accomplishments

Number assisted:

	Owner		Renter		Total		Person	
	Total	Hispanic	Total	Hispanic	Total	Hispanic	Total	Hispanic
White:	0	0	0	0	0	0	0	0
Black/African American:	0	0	0	0	0	0	0	0
Asian:	0	0	0	0	0	0	0	0
American Indian/Alaskan Native:	0	0	0	0	0	0	0	0
Native Hawaiian/Other Pacific Islander:	0	0	0	0	0	0	0	0
American Indian/Alaskan Native & White:	0	0	0	0	0	0	0	0
Asian White:	0	0	0	0	0	0	0	0
Black/African American & White:	0	0	0	0	0	0	0	0
American Indian/Alaskan Native & Black/African American:	0	0	0	0	0	0	0	0
Other multi-racial:	0	0	0	0	0	0	0	0
Asian/Pacific Islander:	0	0	0	0	0	0	0	0
Hispanic:	0	0	0	0	0	0	0	0
Total:	0	0	0	0	0	0	0	0
Female-headed Households:	0		0		0		0	



U.S. Department of Housing and Urban Development
 Office of Community Planning and Development
 Integrated Disbursement and Information System
 CDBG Activity Summary Report (GPR) for Program Year 2015
 BRAZORIA COUNTY

Date: 14-Nov-2016
 Time: 16:20
 Page: 4

Income Category:

	Owner	Renter	Total	Person
Extremely Low	0	0	0	0
Low Mod	0	0	0	0
Moderate	0	0	0	0
Non Low Moderate	0	0	0	0
Total	0	0	0	0
Percent Low/Mod				

Annual Accomplishments

Years	Accomplishment Narrative	# Benefitting
2014	The City installed 46 countdown pedestrian lights, 66 auto push button controllers in various locations throughout the City. Beneficiaries based on ACS data using percentage of disabled in population of City. Project will complete in FY 2015 with beneficiaries being reported in Activity 1407	
2015	The City installed 22 ADA ramps in various locations throughout the City. Beneficiaries based on ACS data using percentage of disabled in population of City and are being reported in Activity 1408.	



U.S. Department of Housing and Urban Development
 Office of Community Planning and Development
 Integrated Disbursement and Information System
 CDBG Activity Summary Report (GPR) for Program Year 2015
 BRAZORIA COUNTY

Date: 14-Nov-2016
 Time: 16:20
 Page: 5

PGM Year: 2014
 Project: 0004 - Lake Jackson ADA Accessibility
 IDIS Activity: 1407 - Recreation Center ADA Accessibility

Status: Completed 6/23/2016 12:00:00 AM
 Location: 91 Lake Rd Lake Jackson, TX 77566-3233

Objective: Create suitable living environments
 Outcome: Availability/accessibility
 Matrix Code: Parks, Recreational Facilities (03F)

National Objective: LMC

Initial Funding Date: 12/02/2014

Description:

The City will install 6 electronic assist door openers, 6 water fill stations and 8 paralympic sport chairs at their Recreation Center in Lake Jackson.
 Financing

	Fund Type	Grant Year	Grant	Funded Amount	Drawn In Program Year		Drawn Thru Program Year	
					Total	Hispanic	Total	Hispanic
CDBG	EN	Pre-2015		\$65,651.53	\$0.00	\$0.00	\$0.00	\$0.00
		2013	B13UC480005		\$0.00	\$1,140.40	\$1,140.40	
		2014	B14UC480005		\$36,033.37	\$64,511.13	\$64,511.13	
Total	Total			\$65,651.53	\$36,033.37	\$65,651.53	\$65,651.53	

Proposed Accomplishments

Actual Accomplishments

Number assisted:

	Owner		Renter		Total		Person	
	Total	Hispanic	Total	Hispanic	Total	Hispanic	Total	Hispanic
	White:	0	0	0	0	0	0	0
Black/African American:	0	0	0	0	0	0	0	0
Asian:	0	0	0	0	0	0	0	0
American Indian/Alaskan Native:	0	0	0	0	0	0	0	0
Native Hawaiian/Other Pacific Islander:	0	0	0	0	0	0	0	0
American Indian/Alaskan Native & White:	0	0	0	0	0	0	0	0
Asian White:	0	0	0	0	0	0	0	0
Black/African American & White:	0	0	0	0	0	0	0	0
American Indian/Alaskan Native & Black/African American:	0	0	0	0	0	0	0	0
Other multi-racial:	0	0	0	0	0	0	0	0
Asian/Pacific Islander:	0	0	0	0	0	0	0	0
Hispanic:	0	0	0	0	0	0	0	0
Total:	0	0	0	0	0	0	0	0
Female-headed Households:	0		0		0		0	



U.S. Department of Housing and Urban Development
 Office of Community Planning and Development
 Integrated Disbursement and Information System
 CDBG Activity Summary Report (GPR) for Program Year 2015
 BRAZORIA COUNTY

Date: 14-Nov 2016
 Time: 16:20
 Page: 6

Income Category:

Income Category	Owner	Renter	Total	Person
Extremely Low	0	0	0	0
Low Mod	0	0	0	0
Moderate	0	0	0	0
Non Low Moderate	0	0	0	0
Total	0	0	0	0
Percent Low/Mod				

Annual Accomplishments

Years	Accomplishment Narrative	# Benefitting
2014	The City installed 7 water stations and 10 paralympic sport chairs at the Lake Jackson Recreation Center. Beneficiaries are based on a percentage of disabled residents per ACS.	
2015	The City installed 6 electronic assist door openers, 7 water stations and 10 paralympic sport chairs at the Lake Jackson Recreation Center. Beneficiaries are based on a percentage of disabled residents per ACS. These beneficiaries are being reported in Activity 1408.	



U.S. Department of Housing and Urban Development
 Office of Community Planning and Development
 Integrated Disbursement and Information System
 CDBG Activity Summary Report (GPR) for Program Year 2015
 BRAZORIA COUNTY

Date: 14-11-2016
 Time: 16:20
 Page: 7

PGM Year: 2014
 Project: 0004 - Lake Jackson ADA Accessibility
 IDIS Activity: 1408 - Public Facilities ADA Accessibility
 Status: Completed 6/23/2016 12:00:00 AM
 Location: 25 Oak Dr Lake Jackson, TX 77566-5231
 Objective: Create suitable living environments
 Outcome: Availability/accessibility
 Matrix Code: Public Facilities and Improvement (General) (03)
 National Objective: LMC
 Initial Funding Date: 12/02/2014

Description:
 The City will install 3 electronic assist door openers at the City Hall and Municipal Court in Lake Jackson.

Fund Type	Grant Year	Grant	Funded Amount	Drawn In Program Year		Drawn Thru Program Year	
				Total	Hispanic	Total	Hispanic
CDBG	Pre-2015		\$9,688.30	\$0.00	\$0.00	\$0.00	\$0.00
	2013	B13UC480005		\$0.00	\$1,140.40	\$1,140.40	\$1,140.40
	2014	B14UC480005		\$8,547.90	\$8,547.90	\$8,547.90	\$8,547.90
Total			\$9,688.30	\$8,547.90	\$8,547.90	\$9,688.30	\$9,688.30

Proposed Accomplishments

Public Facilities : 2

Actual Accomplishments

Number assisted:

	Owner		Renter		Total		Person	
	Total	Hispanic	Total	Hispanic	Total	Hispanic	Total	Hispanic
White:	0	0	0	0	0	0	2,967	728
Black/African American:	0	0	0	0	0	0	221	0
Asian:	0	0	0	0	0	0	98	0
American Indian/Alaskan Native:	0	0	0	0	0	0	4	0
Native Hawaiian/Other Pacific Islander:	0	0	0	0	0	0	0	0
American Indian/Alaskan Native & White:	0	0	0	0	0	0	0	0
Asian White:	0	0	0	0	0	0	0	0
Black/African American & White:	0	0	0	0	0	0	0	0
American Indian/Alaskan Native & Black/African American:	0	0	0	0	0	0	0	0
Other multi-racial:	0	0	0	0	0	0	225	0
Asian/Pacific Islander:	0	0	0	0	0	0	0	0
Hispanic:	0	0	0	0	0	0	0	0
Total:	0	0	0	0	0	0	3,515	728



U.S. Department of Housing and Urban Development
 Office of Community Planning and Development
 Integrated Disbursement and Information System
 CDBG Activity Summary Report (GPR) for Program Year 2015
 BRAZORIA COUNTY

Date: 14-J 2016
 Time: 16:20
 Page: 8

Female-headed Households: 0 0 0

Income Category:	Owner	Renter	Total	Person
Extremely Low	0	0	0	0
Low Mod	0	0	0	3,515
Moderate	0	0	0	0
Non Low Moderate	0	0	0	0
Total	0	0	0	3,515
Percent Low/Mod				100.0%

Annual Accomplishments

Years	Accomplishment Narrative	# Benefitting
-------	--------------------------	---------------

2014	The City is in the process of having electronic doors installed at the City Hall and Municipal Court for ADA compliance.	
2015	3 electronic assist door openers were installed at the front entrance of the Lake Jackson City Hall and Municipal Court buildings. Beneficiaries based on ACS data and this Activity is also capturing beneficiaries for Activity 1406 & 1407.	



U.S. Department of Housing and Urban Development
 Office of Community Planning and Development
 Integrated Disbursement and Information System
 CDBG Activity Summary Report (GPR) for Program Year 2015
 BRAZORIA COUNTY

Date: 14-1 2016
 Time: 16:20
 Page: 9

PGM Year: 2014
Project: 0006 - Sweeny Wastewater Treatment Plant Rehab
IDIS Activity: 1410 - Sweeny Wastewater Treatment Plant Rehab
Status: Completed 1/27/2016 12:00:00 AM
Location: 2305 B Avenue A Sweeny, TX 77480
Objective: Create suitable living environments
Outcome: Availability/accessibility
Matrix Code: Water/Sewer Improvements (03J) **National Objective:** LMA

Initial Funding Date: 12/02/2014

Description:

The City will rehab the wastewater treatment plant, which services the entire City of Sweeny (inside city limits).
 Financing

	Fund Type	Grant Year	Grant	Funded Amount	Drawn In Program Year	Drawn Thru Program Year
CDBG	EN	Pre-2015		\$178,347.00	\$0.00	\$0.00
		2013	B13UC480005		\$0.00	\$2,497.69
		2014	B14UC480005		\$28,965.26	\$175,849.31
	LA	2013	B13UC480005	\$11,191.61	\$11,191.61	\$11,191.61
	PI			\$6,005.00	\$6,005.00	
Total	Total			\$195,543.61	\$46,161.87	\$195,543.61

Proposed Accomplishments

People (General) : 2,617
 Total Population in Service Area: 2,617
 Census Tract Percent Low / Mod: 61.70

Annual Accomplishments

Years	Accomplishment Narrative	# Benefiting
2014	The City is about 90% complete in rehabbing the wastewater treatment plant, which services the entire City of Sweeny (inside city limits).	
2015	The City completed the rehab of the wastewater treatment plant, which services the entire City of Sweeny (inside city limits).	



U.S. Department of Housing and Urban Development
 Office of Community Planning and Development
 Integrated Disbursement and Information System
 CDBG Activity Summary Report (GPR) for Program Year 2015
 BRAZORIA COUNTY

Date: 14-N 016
 Time: 16:20
 Page: 10

PGM Year: 2014
Project: 0001 - Alvin Park Improvements
IDIS Activity: 1412 - National Oak Park
Status: Completed 5/20/2016 12:00:00 AM
Location: 118 S Magnolia St Alvin, TX 77511-2433
Objective: Create suitable living environments
Outcome: Sustainability
Matrix Code: Parks, Recreational Facilities (03F) **National Objective:** LMA

Initial Funding Date: 12/02/2014

Description:

Provide park improvements to a neighborhood park in Alvin.

Financing

	Fund Type	Grant Year	Grant	Funded Amount	Drawn In Program Year	Drawn Thru Program Year
CDBG	EN	Pre-2015		\$155,036.18	\$0.00	\$0.00
		2013	B13UC480005		\$0.00	\$763.37
		2014	B14UC480005		\$154,161.25	\$154,272.81
Total	Total			\$155,036.18	\$154,161.25	\$155,036.18

Proposed Accomplishments

Public Facilities : 1
 Total Population in Service Area: 1,550
 Census Tract Percent Low / Mod: 71.29

Annual Accomplishments

Years	Accomplishment Narrative	# Benefiting
2014	A restroom is in the process of being added to the National Oak Park, which is located in a low/mod area of Alvin.	
2015	A restroom was added to the National Oak Park, which is located in a low/mod area of Alvin.	



U.S. Department of Housing and Urban Development
 Office of Community Planning and Development
 Integrated Disbursement and Information System
 CDBG Activity Summary Report (GPR) for Program Year 2015
 BRAZORIA COUNTY

Date: 14-Nov-2016
 Time: 16:20
 Page: 11

PGM Year: 2014
 Project: 0001 - Alvin Park Improvements
 IDIS Activity: 1414 - Talmadge Park
 Status: Completed 3/30/2016 12:00:00 AM
 Location: Talmadge St @ 6th St Alvin, TX 77511
 Objective: Create suitable living environments
 Outcome: Sustainability
 Matrix Code: Parks, Recreational Facilities (03F)
 National Objective: LMA

Initial Funding Date: 12/02/2014

Description:

Provide park improvements to a neighborhood park in Alvin.
 Financing

	Fund Type	Grant Year	Grant	Funded Amount	Drawn In Program Year	Drawn Thru Program Year
CDBG	EN	Pre-2015		\$21,743.36	\$0.00	\$0.00
		2013	B13UC480005		\$0.00	\$3,313.36
		2014	B14UC480005		\$14,953.00	\$18,430.00
Total	Total			\$21,743.36	\$14,953.00	\$21,743.36

Proposed Accomplishments

Public Facilities : 1
 Total Population in Service Area: 1,070
 Census Tract Percent Low / Mod: 65.40

Annual Accomplishments

Years	Accomplishment Narrative	# Benefiting
2014	Playground equipment and a pavilion are in the process of being added to Prairie Dog Park, which is located in a low/mod area of Alvin.	
2015	Playground equipment and a pavilion was added to Talmadge Park, which is located in a low/mod area of Alvin.	



U.S. Department of Housing and Urban Development
 Office of Community Planning and Development
 Integrated Disbursement and Information System
 CDBG Activity Summary Report (GPR) for Program Year 2015
 BRAZORIA COUNTY

Date: 14-N 016
 Time: 16:20
 Page: 12

PGM Year: 2014
 Project: 0024 - CDBG General Administration
 IDIS Activity: 1437 - CDBG General Administration
 Status: Completed 3/18/2016 11:09:59 AM
 Location: Objective:
 Outcome:
 Matrix Code: General Program Administration (21A) National Objective:

Initial Funding Date: 12/02/2014

Description:

Administrative costs associated with the general management, oversight and coordination of the PY 2014 CDBG Program, including any direct staff and consulting services.
 Financing

Fund Type	Grant Year	Grant	Funded Amount	Drawn In Program Year		Drawn Thru Program Year	
				Total	Hispanic	Total	Hispanic
CDBG	Pre-2015		\$196,004.00	\$0.00	\$0.00	\$0.00	\$0.00
	2013	B13UC480005		\$0.00	\$0.00	\$30,750.74	\$30,750.74
	2014	B14UC480005		\$65,744.44	\$65,744.44	\$165,253.26	\$165,253.26
Total			\$196,004.00	\$65,744.44	\$65,744.44	\$196,004.00	\$196,004.00

Proposed Accomplishments

Actual Accomplishments

Number assisted:

	Owner		Renter		Total		Person	
	Total	Hispanic	Total	Hispanic	Total	Hispanic	Total	Hispanic
White:	0	0	0	0	0	0	0	0
Black/African American:	0	0	0	0	0	0	0	0
Asian:	0	0	0	0	0	0	0	0
American Indian/Alaskan Native:	0	0	0	0	0	0	0	0
Native Hawaiian/Other Pacific Islander:	0	0	0	0	0	0	0	0
American Indian/Alaskan Native & White:	0	0	0	0	0	0	0	0
Asian White:	0	0	0	0	0	0	0	0
Black/African American & White:	0	0	0	0	0	0	0	0
American Indian/Alaskan Native & Black/African American:	0	0	0	0	0	0	0	0
Other multi-racial:	0	0	0	0	0	0	0	0
Asian/Pacific Islander:	0	0	0	0	0	0	0	0
Hispanic:	0	0	0	0	0	0	0	0
Total:	0	0	0	0	0	0	0	0

Female-headed Households: 0



U.S. Department of Housing and Urban Development
Office of Community Planning and Development
Integrated Disbursement and Information System
CDBG Activity Summary Report (GPR) for Program Year 2015
BRAZORIA COUNTY

Date: 14-N .016
Time: 16:20
Page: 13

Income Category:

	Owner	Renter	Total	Person
Extremely Low			0	
Low Mod			0	
Moderate			0	
Non Low/Moderate			0	
Total	0	0	0	0
Percent Low/Mod				

Annual Accomplishments

No data returned for this view. This might be because the applied filter excludes all data.



U.S. Department of Housing and Urban Development
 Office of Community Planning and Development
 Integrated Disbursement and Information System
 CDBG Activity Summary Report (GPR) for Program Year 2015
 BRAZORIA COUNTY

Date: 14-Nov-2016
 Time: 16:20
 Page: 14

PGM Year: 2013
Project: 0007 - Onsite Septic System/Water Well Replacement
IDIS Activity: 1444 - Lincecum, Tammy
Status: Completed 3/18/2016 12:00:00 AM
Location: 7207 County Road 400 Brazoria, TX 77422-7672
Objective: Create suitable living environments
Outcome: Affordability
Matrix Code: Rehab; Single-Unit Residential (14A) **National Objective:** LMH

Initial Funding Date: 12/02/2014
Description: Replace inadequate septic system for lowmod single family homeowner.
Financing:

CDBG	Fund Type	Grant Year	Grant	Funded Amount	Drawn In Program Year		Drawn Thru Program Year
					Total	Hispanic	
		Pre-2015		\$8,965.40	\$0.00	\$0.00	\$0.00
	EN	2013	B13UC480005		\$0.00	\$1,370.40	\$1,370.40
		2014	B14UC480005		\$7,245.00	\$7,595.00	\$7,595.00
Total				\$8,965.40	\$7,245.00	\$8,965.40	

Proposed Accomplishments
 Housing Units : 1

Actual Accomplishments
 Number assisted:

	Owner		Renter		Total		Person	
	Total	Hispanic	Total	Hispanic	Total	Hispanic	Total	Hispanic
White:	1	0	0	0	1	0	0	0
Black/African American:	0	0	0	0	0	0	0	0
Asian:	0	0	0	0	0	0	0	0
American Indian/Alaskan Native:	0	0	0	0	0	0	0	0
Native Hawaiian/Other Pacific Islander:	0	0	0	0	0	0	0	0
American Indian/Alaskan Native & White:	0	0	0	0	0	0	0	0
Asian White:	0	0	0	0	0	0	0	0
Black/African American & White:	0	0	0	0	0	0	0	0
American Indian/Alaskan Native & Black/African American:	0	0	0	0	0	0	0	0
Other multi-racial:	0	0	0	0	0	0	0	0
Asian/Pacific Islander:	0	0	0	0	0	0	0	0
Hispanic:	0	0	0	0	0	0	0	0
Total:	1	0	0	0	1	0	0	0



U.S. Department of Housing and Urban Development
 Office of Community Planning and Development
 Integrated Disbursement and Information System
 CDBG Activity Summary Report (GPR) for Program Year 2015
 BRAZORJA COUNTY

Date: 14-Nov-2016
 Time: 16:20
 Page: 15

Female-headed Households:	Owner	Renter	Total	Person
Income Category:				
Extremely Low	1	0	1	0
Low Mod	0	0	0	0
Moderate	0	0	0	0
Non Low Moderate	0	0	0	0
Total	1	0	1	0
Percent Low/Mod	100.0%		100.0%	

Annual Accomplishments

Years	Accomplishment Narrative	# Benefiting
2014	An inadequate septic system is being replaced for a low/mod single family homeowner.	
2015	An inadequate septic system has been replaced for a low/mod single family homeowner.	



U.S. Department of Housing and Urban Development
 Office of Community Planning and Development
 Integrated Disbursement and Information System
 CDBG Activity Summary Report (GPR) for Program Year 2015
 BRAZORIA COUNTY

Date: 14-Nov-2016
 Time: 16:20
 Page: 16

PGM Year: 2013
Project: 0007 - Onsite Septic System/Water Well Replacement
IDIS Activity: 1455 - Nicklos, Norma
Status: Completed 12/7/2015 12:00:00 AM
Location: 6403 Fm 2611 Rd Brazoria, TX 77422-7785
Objective: Create suitable living environments
Outcome: Affordability
Matrix Code: Rehab; Single-Unit Residential (14A) **National Objective:** LMH

Initial Funding Date: 06/24/2015

Description:
 Replace inadequate septic system for lowmod single family homeowner.
Financing

	Fund Type	Grant Year	Grant	Funded Amount	Drawn In Program Year		Drawn Thru Program Year
CDBG	EN	Pre-2015		\$12,002.00	\$0.00	\$0.00	\$0.00
		2013	B13UC480005		\$0.00		\$600.00
		2014	B14UC480005		\$10,952.00		\$11,402.00
Total	Total			\$12,002.00	\$10,952.00		\$12,002.00

Proposed Accomplishments

Housing Units : 1

Actual Accomplishments

Number assisted:

	Owner		Renter		Total		Person	
	Total	Hispanic	Total	Hispanic	Total	Hispanic	Total	Hispanic
White:	0	0	0	0	0	0	0	0
Black/African American:	1	0	0	0	1	0	0	0
Asian:	0	0	0	0	0	0	0	0
American Indian/Alaskan Native:	0	0	0	0	0	0	0	0
Native Hawaiian/Other Pacific Islander:	0	0	0	0	0	0	0	0
American Indian/Alaskan Native & White:	0	0	0	0	0	0	0	0
Asian White:	0	0	0	0	0	0	0	0
Black/African American & White:	0	0	0	0	0	0	0	0
American Indian/Alaskan Native & Black/African American:	0	0	0	0	0	0	0	0
Other multi-racial:	0	0	0	0	0	0	0	0
Asian/Pacific Islander:	0	0	0	0	0	0	0	0
Hispanic:	0	0	0	0	0	0	0	0
Total:	1	0	0	0	1	0	0	0



U.S. Department of Housing and Urban Development
 Office of Community Planning and Development
 Integrated Disbursement and Information System
 CDBG Activity Summary Report (GPR) for Program Year 2015
 BRAZORIA COUNTY

Date: 14-Nov-2016
 Time: 16:20
 Page: 17

Female-headed Households: 0 0 0 0

Income Category:	Owner	Renter	Total	Person
Extremely Low	1	0	1	0
Low Mod	0	0	0	0
Moderate	0	0	0	0
Non Low Moderate	0	0	0	0
Total	1	0	1	0
Percent Low/Mod	100.0%		100.0%	

Annual Accomplishments

Years	Accomplishment Narrative	# Benefitting
-------	--------------------------	---------------

2014	An inadequate septic system is being replaced for a low/mod single family homeowner.	
2015	Replaced an inadequate septic system for low/mod single family homeowner.	



U.S. Department of Housing and Urban Development
 Office of Community Planning and Development
 Integrated Disbursement and Information System
 CDBG Activity Summary Report (GPR) for Program Year 2015
 BRAZORIA COUNTY

Date: 14-Nov-2016
 Time: 16:20
 Page: 18

PGM Year: 2015
Project: 0001 - Alvin ADA/Sidewalk Improvements
IDIS Activity: 1459 - Alvin ADA/Sidewalk Improvements
Status: Completed 9/14/2016 2:39:52 PM
Location: Sidnor, Taylor, Willis, Hill & Hardie St Alvin, TX 77511
Objective: Create suitable living environments
Outcome: Availability/accessibility
Matrix Code: Sidewalks (03L) **National Objective:** LMC

Initial Funding Date: 12/02/2015

Description:

The City will install 24 ADA concrete ramps and install 4" reinforced concrete sidewalk, to upgrade the existing sidewalks and bring them into ADA compliance.
Financing

	Fund Type	Grant Year	Grant	Funded Amount	Drawn In Program Year	Drawn Thru Program Year
CDBG	EN	2015	B15UC480005	\$31,952.80	\$31,952.80	\$31,952.80
Total				\$31,952.80	\$31,952.80	\$31,952.80

Proposed Accomplishments

People (General) : 47

Actual Accomplishments

Number assisted:

	Owner		Renter		Total		Person	
	Total	Hispanic	Total	Hispanic	Total	Hispanic	Total	Hispanic
White:	0	0	0	0	0	0	5	3
Black/African American:	0	0	0	0	0	0	5	0
Asian:	0	0	0	0	0	0	12	0
American Indian/Alaskan Native:	0	0	0	0	0	0	18	0
Native Hawaiian/Other Pacific Islander:	0	0	0	0	0	0	0	0
American Indian/Alaskan Native & White:	0	0	0	0	0	0	0	0
Asian White:	0	0	0	0	0	0	0	0
Black/African American & White:	0	0	0	0	0	0	0	0
American Indian/Alaskan Native & Black/African American:	0	0	0	0	0	0	0	0
Other multi-racial:	0	0	0	0	0	0	7	0
Asian/Pacific Islander:	0	0	0	0	0	0	0	0
Hispanic:	0	0	0	0	0	0	0	0
Total:	0	0	0	0	0	0	47	3
Female-headed Households:	0	0	0	0	0	0	0	0



U.S. Department of Housing and Urban Development
 Office of Community Planning and Development
 Integrated Disbursement and Information System
 CDBG Activity Summary Report (GPR) for Program Year 2015
 BRAZORIA COUNTY

Date: 14-Nov-2016
 Time: 16:20
 Page: 19

Income Category:

Income Category	Owner	Renter	Total	Person
Extremely Low	0	0	0	0
Low Mod	0	0	0	47
Moderate	0	0	0	0
Non Low Moderate	0	0	0	0
Total	0	0	0	47
Percent Low/Mod				100.0%

Annual Accomplishments

Years	Accomplishment Narrative	# Benefiting
2015	The City installed ADA concrete ramps and 4" reinforced concrete sidewalk, which upgraded the existing sidewalks bringing them into ADA compliance.	



U.S. Department of Housing and Urban Development
 Office of Community Planning and Development
 Integrated Disbursement and Information System
 CDBG Activity Summary Report (GPR) for Program Year 2015
 BRAZORIA COUNTY

Date: 14-Nov-2016
 Time: 16:20
 Page: 20

PGM Year: 2015
Project: 0002 - Angleton Water Line Improvements
IDIS Activity: 1460 - Angleton Water Line Improvements

Status: Open
Location: North Parrish, North Higgins and San Felipe Angleton, TX 77515

Objective: Create suitable living environments
Outcome: Availability/accessibility
Matrix Code: Water/Sewer Improvements (03J)
National Objective: LMA

Initial Funding Date: 12/02/2015

Description:

The City will replace approximately 4,465 linear feet of existing 2" and 6" cast iron water line with 8" PVC water line, along with new fire hydrants, along North Parrish, North Higgins and San Felipe in Angleton to improve water quality and fire protection.

Financing

	Fund Type	Grant Year	Grant	Funded Amount	Drawn In Program Year	Drawn Thru Program Year
CDBG	EN	Pre-2015		\$200,000.00	\$0.00	\$0.00
		2014	B14UC480005		\$200,000.00	\$200,000.00
		2015	B15UC480005	\$65,000.00	\$30,150.00	\$30,150.00
Total	Total			\$265,000.00	\$230,150.00	\$230,150.00

Proposed Accomplishments

People (General) : 234
 Total Population in Service Area: 234
 Census Tract Percent Low / Mod: 86.70

Annual Accomplishments

Years	Accomplishment Narrative	# Benefiting
2015	The Construction is approximately 95% complete.	



U.S. Department of Housing and Urban Development
 Office of Community Planning and Development
 Integrated Disbursement and Information System
 CDBG Activity Summary Report (GPR) for Program Year 2015
 BRAZORIA COUNTY

Date: 14-Nov-2016
 Time: 16:20
 Page: 21

PGM Year: 2015
 Project: 0003 - Brazoria ADA Accessibility
 IDIS Activity: 1461 - Brazoria ADA Accessibility
 Status: Open
 Location: 203 E San Bernard St Brazoria, TX 77422-5650
 Objective: Create suitable living environments
 Outcome: Availability/accessibility
 Matrix Code: Neighborhood Facilities (03E) National Objective: LMC

Initial Funding Date: 12/02/2015

Description:

The City will renovate the restrooms in the Brazoria Civic Center Legion Hall to accommodate ADA accessibility.
 Financing

	Fund Type	Grant Year	Grant	Funded Amount	Drawn In Program Year	Drawn Thru Program Year
CDBG	EN	2015	B15UC480005	\$12,530.00	\$12,484.57	\$12,484.57
Total				\$12,530.00	\$12,484.57	\$12,484.57

Proposed Accomplishments

Public Facilities : 1

Actual Accomplishments

Number assisted:

	Owner		Renter		Total		Person	
	Total	Hispanic	Total	Hispanic	Total	Hispanic	Total	Hispanic
White:	0	0	0	0	0	0	0	0
Black/African American:	0	0	0	0	0	0	0	0
Asian:	0	0	0	0	0	0	0	0
American Indian/Alaskan Native:	0	0	0	0	0	0	0	0
Native Hawaiian/Other Pacific Islander:	0	0	0	0	0	0	0	0
American Indian/Alaskan Native & White:	0	0	0	0	0	0	0	0
Asian White:	0	0	0	0	0	0	0	0
Black/African American & White:	0	0	0	0	0	0	0	0
American Indian/Alaskan Native & Black/African American:	0	0	0	0	0	0	0	0
Other multi-racial:	0	0	0	0	0	0	0	0
Asian/Pacific Islander:	0	0	0	0	0	0	0	0
Hispanic:	0	0	0	0	0	0	0	0
Total:	0	0	0	0	0	0	0	0
Female-headed Households:	0		0		0		0	



U.S. Department of Housing and Urban Development
 Office of Community Planning and Development
 Integrated Disbursement and Information System
 CDBG Activity Summary Report (GPR) for Program Year 2015
 BRAZORIA COUNTY

Date: 14-Nov-2016
 Time: 16:20
 Page: 22

Income Category:

	Owner	Renter	Total	Person
Extremely Low	0	0	0	0
Low Mod	0	0	0	0
Moderate	0	0	0	0
Non Low Moderate	0	0	0	0
Total	0	0	0	0
Percent Low/Mod				

Annual Accomplishments

Years	Accomplishment Narrative	# Benefiting
2015	Due to the flooding in Brazoria County which affected the prison system, this project has been delayed and the City is seeking an alternative method for labor. Materials have been purchased and the expected completion date is October.	



U.S. Department of Housing and Urban Development
 Office of Community Planning and Development
 Integrated Disbursement and Information System
 CDBG Activity Summary Report (GPR) for Program Year 2015
 BRAZORIA COUNTY

Date: 14-J 2016
 Time: 16:20
 Page: 23

PGM Year: 2015

Project: 0004 - Brazoria Sewer Improvements

IDIS Activity: 1462 - Brazoria Sewer Improvements

Status: Completed 10/20/2016 12:42:30 PM

Location: North Side of Brazoria Brazoria, TX 77422

Objective: Create suitable living environments

Outcome: Availability/accessibility

Matrix Code: Water/Sewer Improvements (03J) National Objective: LMA

Initial Funding Date: 12/02/2015

Description:

The City will replace approximately 1,500 linear feet of 10" substandard clay sewer line with 10" PVC sewer pipe on the North side of Brazoria to help prevent non-compliance with TCEQ.

Financing

	Fund Type	Grant Year	Grant	Funded Amount	Drawn In Program Year	Drawn Thru Program Year
CDBG	EN	2015	B15JUC480005	\$119,980.30	\$119,980.30	\$119,980.30
Total	Total			\$119,980.30	\$119,980.30	\$119,980.30

Proposed Accomplishments

People (General) : 2,722

Total Population in Service Area: 2,722

Census Tract Percent Low / Mod: 52.80

Annual Accomplishments

Years	Accomplishment Narrative	# Benefiting
-------	--------------------------	--------------

2015 The City replaced approximately 1,500 linear feet of 10" substandard clay sewer line with 10" PVC sewer pipe on the North side of Brazoria to help prevent non-compliance with TCEQ.



U.S. Department of Housing and Urban Development
 Office of Community Planning and Development
 Integrated Disbursement and Information System
 CDBG Activity Summary Report (GPR) for Program Year 2015
 BRAZORIA COUNTY

Date: 14-11-2016
 Time: 16:20
 Page: 24

PGM Year: 2015
Project: 0005 - Freeport Lift Station Improvements
IDIS Activity: 1463 - Freeport Lift Station Improvements
Status: Open
Location: 1205 N Gulf Blvd Freeport, TX 77541-3413

Objective: Create suitable living environments
Outcome: Availability/accessibility
Matrix Code: Water/Sewer Improvements (03J) **National Objective:** LMA

Initial Funding Date: 12/02/2015

Description:

The City will add two submersible type pumps at their Riverside Lift Station location, which will add reliability of operation and preclude sanitary sewer overflows, especially during significant rainfall events.

Financing

	Fund Type	Grant Year	Grant	Funded Amount	Drawn In Program Year	Drawn Thru Program Year
CDBG	EN	2015	B15UC480005	\$250,000.00	\$20,657.95	\$20,657.95
Total				\$250,000.00	\$20,657.95	\$20,657.95

Proposed Accomplishments

People (General) : 2,304
 Total Population in Service Area: 2,304
 Census Tract Percent Low / Mod: 79.90

Annual Accomplishments

Years	Accomplishment Narrative	# Benefiting
2015	Materials have been purchased and Contractor awaiting arrival to begin work.	
2016		



U.S. Department of Housing and Urban Development
 Office of Community Planning and Development
 Integrated Disbursement and Information System
 CDBG Activity Summary Report (GPR) for Program Year 2015
 BRAZORIA COUNTY

Date: 14-Nov-2016
 Time: 16:20
 Page: 25

PGM Year: 2015
 Project: 0006 - Iowa Colony Street Improvements
 IDIS Activity: 1464 - Iowa Colony Street Improvements
 Status: Completed 10/14/2016 10:06:08 AM
 Location: FCR 62 & FCR 79 Iowa Colony, TX 77583
 Objective: Create suitable living environments
 Outcome: Availability/accessibility
 Matrix Code: Street Improvements (03K) National Objective: LMA

Initial Funding Date: 12/02/2015

Description:

The City will reconstruct and/or pave FCR 62 from the beginning of the city limits East approximately 1,920 linear feet and FCR 79 from FCR 57 to FCR 81 in Iowa Colony in order to increase mobility in the area.

Financing

Fund Type	Grant Year	Grant	Funded Amount	Drawn In Program Year	Drawn Thru Program Year
CDBG	Pre-2015		\$18,000.00	\$0.00	\$0.00
	2014	B14UC480005		\$18,000.00	\$18,000.00
	2015	B15UC480005	\$130,000.00	\$130,000.00	\$130,000.00
Total			\$148,000.00	\$148,000.00	\$148,000.00

Proposed Accomplishments

People (General) : 179
 Total Population in Service Area: 179
 Census Tract Percent Low / Mod: 79.80

Annual Accomplishments

Years	Accomplishment Narrative	# Benefitting
2015	The City reconstructed and/or paved FCR 62 from the beginning of the city limits East approximately 1,920 linear feet and FCR 79 from FCR 57 to FCR 81 in Iowa Colony.	



U.S. Department of Housing and Urban Development
 Office of Community Planning and Development
 Integrated Disbursement and Information System
 CDBG Activity Summary Report (GPR) for Program Year 2015
 BRAZORIA COUNTY

Date: 14-Nov-2016
 Time: 16:20
 Page: 26

PGM Year: 2015
 Project: 0007 - Jones Creek Street Improvements
 IDIS Activity: 1465 - Jones Creek Street Improvements
 Status: Completed 10/14/2016 10:06:50 AM
 Location: Badders, Durazno & Bryan St Jones Creek, TX 77541
 Objective: Create suitable living environments
 Outcome: Availability/accessibility
 Matrix Code: Street Improvements (03K) National Objective: LMA

Initial Funding Date: 12/02/2015

Description:

The City will reconstruct and/or pave Badders, Durazno and Bryan Streets in Jones Creek in order to increase mobility in the area.

	Fund Type	Grant Year	Grant	Funded Amount	Drawn In Program Year	Drawn Thru Program Year
CDBG	EN	2015	B15UC480005	\$167,185.68	\$167,185.68	\$167,185.68
Total	Total			\$167,185.68	\$167,185.68	\$167,185.68

Proposed Accomplishments

People (General) : 281
 Total Population in Service Area: 281
 Census Tract Percent Low / Mod: 88.60

Annual Accomplishments

Years	Accomplishment Narrative	# Benefiting
2015	The City reconstructed and/or paved Badders, Durazno and Bryan Streets in Jones Creek.	



U.S. Department of Housing and Urban Development
 Office of Community Planning and Development
 Integrated Disbursement and Information System
 CDBG Activity Summary Report (GPR) for Program Year 2015
 BRAZORIA COUNTY

Date: 14-Nov-2016
 Time: 16:20
 Page: 27

PGM Year: 2015
 Project: 0008 - Richwood Sewer Improvements
 IDIS Activity: 1466 - Richwood Sewer Improvements

Status: Open
 Location: Success, Stuart, Schley, Moore & Burkett Richwood, TX 77531
 Objective: Create suitable living environments
 Outcome: Availability/accessibility
 Matrix Code: Water/Sewer Improvements (03J) National Objective: LMA

Initial Funding Date: 12/02/2015

Description:

The City will smoke test and replace old, deteriorated 8" concrete sewer lines with 8" PVC lines on Success, Stuart, Schley, Moore and Burkett Streets in Richwood.

	Fund Type	Grant Year	Grant	Funded Amount	Drawn In Program Year	Drawn Thru Program Year
CDBG	EN	2015	B15UC480005	\$190,000.00	\$16,291.40	\$16,291.40
Total	Total			\$190,000.00	\$16,291.40	\$16,291.40

Proposed Accomplishments

People (General) : 245
 Total Population in Service Area: 245
 Census Tract Percent Low / Mod: 70.60

Annual Accomplishments

Years	Accomplishment Narrative	# Benefiting
-------	--------------------------	--------------

2015 The City has smoke tested and in process of replacing old, deteriorated 8" concrete sewer lines with 8" PVC lines on Success, Stuart, Schley, Moore and Burkett Streets in Richwood. Issues were found when working on project which required additional time than expected. New completion date is first week of October.

2016



U.S. Department of Housing and Urban Development
 Office of Community Planning and Development
 Integrated Disbursement and Information System
 CDBG Activity Summary Report (GPR) for Program Year 2015
 BRAZORIA COUNTY

Date: 14-Nov-2016
 Time: 16:20
 Page: 28

PGM Year: 2015
Project: 0009 - ActionS Homebound Meals
IDIS Activity: 1467 - ActionS Homebound Meals
Status: Completed 2/2/2016 5:33:11 PM
Location: 1524 E Mulberry St Angleton, TX 77515-3913
Objective: Create suitable living environments
Outcome: Availability/accessibility
Matrix Code: Senior Services (05A) **National Objective:** LMC

Initial Funding Date: 12/02/2015
Description:
 ActionS will provide meals to approximately 75 seniors in Brazoria County who are homebound.
Financing

	Fund Type	Grant Year	Grant	Funded Amount	Drawn In Program Year	Drawn Thru Program Year
CDBG	EN	2015	B15UC480005	\$22,105.00	\$22,105.00	\$22,105.00
Total				\$22,105.00	\$22,105.00	\$22,105.00

Proposed Accomplishments

People (General) : 75

Actual Accomplishments

Number assisted:

	Owner		Renter		Total		Person	
	Total	Hispanic	Total	Hispanic	Total	Hispanic	Total	Hispanic
White:	0	0	0	0	0	0	67	9
Black/African American:	0	0	0	0	0	0	35	0
Asian:	0	0	0	0	0	0	0	0
American Indian/Alaskan Native:	0	0	0	0	0	0	0	0
Native Hawaiian/Other Pacific Islander:	0	0	0	0	0	0	0	0
American Indian/Alaskan Native & White:	0	0	0	0	0	0	0	0
Asian White:	0	0	0	0	0	0	0	0
Black/African American & White:	0	0	0	0	0	0	0	0
American Indian/Alaskan Native & Black/African American:	0	0	0	0	0	0	0	0
Other multi-racial:	0	0	0	0	0	0	0	0
Asian/Pacific Islander:	0	0	0	0	0	0	0	0
Hispanic:	0	0	0	0	0	0	0	0
Total:	0	0	0	0	0	0	102	9
Female-headed Households:	0	0	0	0	0	0	0	0



U.S. Department of Housing and Urban Development
 Office of Community Planning and Development
 Integrated Disbursement and Information System
 CDBG Activity Summary Report (GPR) for Program Year 2015
 BRAZORIA COUNTY

Date: 14-Nov-2016
 Time: 16:20
 Page: 29

Income Category:

	Owner	Renter	Total	Person
Extremely Low	0	0	0	0
Low Mod	0	0	0	102
Moderate	0	0	0	0
Non Low Moderate	0	0	0	0
Total	0	0	0	102
Percent Low/Mod				100.0%

Annual Accomplishments

Years	Accomplishment Narrative	# Benefitting
2015	ActionS provided meals to 102 seniors in Brazoria County who are homebound.	



U.S. Department of Housing and Urban Development
 Office of Community Planning and Development
 Integrated Disbursement and Information System
 CDBG Activity Summary Report (GPR) for Program Year 2015
 BRAZORIA COUNTY

Date: 14-Nov-2016
 Time: 16:20
 Page: 30

PGM Year: 2015

Project: 0010 - Alvin Community College Continuing Education Program

IDIS Activity: 1468 - Alvin Community College Continuing Education Program

Status: Completed 10/14/2016 10:04:24 AM

Location: 3110 Mustang Rd Alvin, TX 77511-4807

Objective: Create economic opportunities

Outcome: Availability/accessibility

Matrix Code: Employment Training (05H)

National Objective: LMC

Initial Funding Date: 12/02/2015

Description:

The College will provide tuition for their Workforce Training program for lowmod income residents of Brazoria County in order to promote economic self sufficiency through the provision of educational, job training and employment opportunities.

Financing

	Fund Type	Grant Year	Grant	Funded Amount	Drawn In Program Year	Drawn Thru Program Year
CDBG	EN	2015	B15UC480005	\$7,950.00	\$7,950.00	\$7,950.00
Total				\$7,950.00	\$7,950.00	\$7,950.00

Proposed Accomplishments

People (General) : 10

Actual Accomplishments

Number assisted:

	Owner		Renter		Total		Person	
	Total	Hispanic	Total	Hispanic	Total	Hispanic	Total	Hispanic
White:	0	0	0	0	0	0	10	8
Black/African American:	0	0	0	0	0	0	0	0
Asian:	0	0	0	0	0	0	0	0
American Indian/Alaskan Native:	0	0	0	0	0	0	0	0
Native Hawaiian/Other Pacific Islander:	0	0	0	0	0	0	0	0
American Indian/Alaskan Native & White:	0	0	0	0	0	0	0	0
Asian White:	0	0	0	0	0	0	0	0
Black/African American & White:	0	0	0	0	0	0	0	0
American Indian/Alaskan Native & Black/African American:	0	0	0	0	0	0	0	0
Other multi-racial:	0	0	0	0	0	0	0	0
Asian/Pacific Islander:	0	0	0	0	0	0	0	0
Hispanic:	0	0	0	0	0	0	0	0
Total:	0	0	0	0	0	0	10	8
Female-headed Households:	0		0		0		0	



U.S. Department of Housing and Urban Development
 Office of Community Planning and Development
 Integrated Disbursement and Information System
 CDBG Activity Summary Report (GPR) for Program Year 2015
 BRAZORIA COUNTY

Date: 14-Nov-2016
 Time: 16:20
 Page: 31

Income Category:

	Owner	Renter	Total	Person
Extremely Low	0	0	0	3
Low Mod	0	0	0	6
Moderate	0	0	0	1
Non Low Moderate	0	0	0	0
Total	0	0	0	10
Percent Low/Mod				100.0%

Annual Accomplishments

Years	Accomplishment Narrative	# Benefiting
2015	The College is providing tuition for their Workforce Training program for low/mod income residents of Brazoria County in order to promote economic self sufficiency through the provision of educational, job training and employment opportunities.	



U.S. Department of Housing and Urban Development
 Office of Community Planning and Development
 Integrated Disbursement and Information System
 CDBG Activity Summary Report (GPR) for Program Year 2015
 BRAZORIA COUNTY

Date: 14-N .016
 Time: 16:20
 Page: 32

PGM Year: 2015
Project: 0011 - Boys & Girls Club Prevention Program
IDIS Activity: 1469 - Boys & Girls Club - Pct 1
Status: Completed 9/14/2016 3:05:39 PM
Location: 202 W 1st St Freeport, TX 77541-5702
Objective: Create suitable living environments
Outcome: Sustainability
Matrix Code: Youth Services (05D) **National Objective:** LMC

Initial Funding Date: 12/02/2015

Description:

The Club will implement a comprehensive prevention program addressing the escalation of juvenile delinquency among at-risk youth in the Brazosport Independent School District in Brazoria County.

Financing

	Fund Type	Grant Year	Grant	Funded Amount	Drawn In Program Year	Drawn Thru Program Year
CDBG	EN	2015	B15UC480005	\$10,000.00	\$10,000.00	\$10,000.00
Total	Total			\$10,000.00	\$10,000.00	\$10,000.00

Proposed Accomplishments

People (General) : 40

Actual Accomplishments

Number assisted:

	Owner		Renter		Total		Person	
	Total	Hispanic	Total	Hispanic	Total	Hispanic	Total	Hispanic
White:	0	0	0	0	0	0	43	37
Black/African American:	0	0	0	0	0	0	3	0
Asian:	0	0	0	0	0	0	0	0
American Indian/Alaskan Native:	0	0	0	0	0	0	0	0
Native Hawaiian/Other Pacific Islander:	0	0	0	0	0	0	0	0
American Indian/Alaskan Native & White:	0	0	0	0	0	0	0	0
Asian White:	0	0	0	0	0	0	0	0
Black/African American & White:	0	0	0	0	0	0	0	0
American Indian/Alaskan Native & Black/African American:	0	0	0	0	0	0	0	0
Other multi-racial:	0	0	0	0	0	0	1	0
Asian/Pacific Islander:	0	0	0	0	0	0	0	0
Hispanic:	0	0	0	0	0	0	0	0
Total:	0	0	0	0	0	0	47	37
Female-headed Households:	0		0		0			



U.S. Department of Housing and Urban Development
 Office of Community Planning and Development
 Integrated Disbursement and Information System
 CDBG Activity Summary Report (GPR) for Program Year 2015
 BRAZORIA COUNTY

Date: 14-Nov-2016
 Time: 16:20
 Page: 33

Income Category:

	Owner	Renter	Total	Person
Extremely Low	0	0	0	0
Low Mod	0	0	0	44
Moderate	0	0	0	0
Non Low Moderate	0	0	0	3
Total	0	0	0	47
Percent Low/Mod				93.6%

Annual Accomplishments

Years	Accomplishment Narrative	# Benefiting
2015	The Club implemented a comprehensive prevention program addressing the escalation of juvenile delinquency among at-risk youth in the Brazosport Independent School District in Brazoria County.	



U.S. Department of Housing and Urban Development
 Office of Community Planning and Development
 Integrated Disbursement and Information System
 CDBG Activity Summary Report (GPR) for Program Year 2015
 BRAZORIA COUNTY

Date: 14-Nov-2016
 Time: 16:20
 Page: 34

PGM Year: 2015
Project: 0011 - Boys & Girls Club Prevention Program
IDIS Activity: 1470 - Boys & Girls Club - Pct 2
Status: Completed 8/19/2016 8:31:56 AM
Location: 202 W 1st St Freeport, TX 77541-5702
Objective: Create suitable living environments
Outcome: Sustainability
Matrix Code: Youth Services (05D) **National Objective:** LMC

Initial Funding Date: 12/02/2015
Description:
 The Club will implement a comprehensive prevention program addressing the escalation of juvenile delinquency among at-risk youth in the Angleton Independent School District in Brazoria County.
Financing

	Fund Type	Grant Year	Grant	Funded Amount	Drawn In Program Year	Drawn Thru Program Year
CDBG	EN	2015	B15UC480005	\$10,000.00	\$10,000.00	\$10,000.00
Total				\$10,000.00	\$10,000.00	\$10,000.00

Proposed Accomplishments

People (General) : 30

Actual Accomplishments

Number assisted:

	Owner		Renter		Total		Person	
	Total	Hispanic	Total	Hispanic	Total	Hispanic	Total	Hispanic
White:	0	0	0	0	0	0	53	11
Black/African American:	0	0	0	0	0	0	12	0
Asian:	0	0	0	0	0	0	1	0
American Indian/Alaskan Native:	0	0	0	0	0	0	2	0
Native Hawaiian/Other Pacific Islander:	0	0	0	0	0	0	0	0
American Indian/Alaskan Native & White:	0	0	0	0	0	0	0	0
Asian White:	0	0	0	0	0	0	0	0
Black/African American & White:	0	0	0	0	0	0	0	0
American Indian/Alaskan Native & Black/African American:	0	0	0	0	0	0	0	0
Other multi-racial:	0	0	0	0	0	0	6	0
Asian/Pacific Islander:	0	0	0	0	0	0	0	0
Hispanic:	0	0	0	0	0	0	0	0
Total:	0	0	0	0	0	0	74	11
Female-headed Households:	0		0		0			



U.S. Department of Housing and Urban Development
 Office of Community Planning and Development
 Integrated Disbursement and Information System
 CDBG Activity Summary Report (GPR) for Program Year 2015
 BRAZORIA COUNTY

Date: 14-Nov-2016
 Time: 16:20
 Page: 35

Income Category:

	Owner	Renter	Total	Person
Extremely Low	0	0	0	0
Low Mod	0	0	0	38
Moderate	0	0	0	0
Non Low Moderate	0	0	0	36
Total	0	0	0	74
Percent Low/Mod				51.4%

Annual Accomplishments

Years	Accomplishment Narrative	# Benefitting
2015	The Club implemented a comprehensive prevention program addressing the escalation of juvenile delinquency among at-risk youth in the Angleton Independent School District in Brazoria County.	



U.S. Department of Housing and Urban Development
 Office of Community Planning and Development
 Integrated Disbursement and Information System
 CDBG Activity Summary Report (GPR) for Program Year 2015
 BRAZORIA COUNTY

Date: 14-Nov-2016
 Time: 16:20
 Page: 36

PGM Year: 2015
Project: 0011 - Boys & Girls Club Prevention Program
IDIS Activity: 1471 - Boys & Girls Club - Pct 4
Status: Completed 8/31/2016 3:47:06 PM
Location: 202 W 1st St Freeport, TX 77541-5702
Objective: Create suitable living environments
Outcome: Sustainability
Matrix Code: Youth Services (05D) **National Objective:** LMC

Initial Funding Date: 12/02/2015
Description: The Club will implement a comprehensive summer prevention program addressing the escalation of juvenile delinquency among at-risk youth in Brazoria County.
Financing

CDBG	Fund Type	Grant Year	Grant	Funded Amount		Drawn In Program Year		Drawn Thru Program Year	
				Total	Hispanic	Total	Hispanic	Total	Hispanic
	EN	2015	B15UC480005	\$10,000.00		\$10,000.00		\$10,000.00	
Total				\$10,000.00		\$10,000.00		\$10,000.00	

Proposed Accomplishments

People (General) : 30

Actual Accomplishments

Number assisted:

	Owner		Renter		Total		Person	
	Total	Hispanic	Total	Hispanic	Total	Hispanic	Total	Hispanic
White:	0	0	0	0	0	0	143	67
Black/African American:	0	0	0	0	0	0	35	0
Asian:	0	0	0	0	0	0	1	0
American Indian/Alaskan Native:	0	0	0	0	0	0	0	0
Native Hawaiian/Other Pacific Islander:	0	0	0	0	0	0	1	0
American Indian/Alaskan Native & White:	0	0	0	0	0	0	0	0
Asian White:	0	0	0	0	0	0	0	0
Black/African American & White:	0	0	0	0	0	0	0	0
American Indian/Alaskan Native & Black/African American:	0	0	0	0	0	0	0	0
Other multi-racial:	0	0	0	0	0	0	14	0
Asian/Pacific Islander:	0	0	0	0	0	0	0	0
Hispanic:	0	0	0	0	0	0	0	0
Total:	0	0	0	0	0	0	194	67

Female-headed Households: 0



U.S. Department of Housing and Urban Development
 Office of Community Planning and Development
 Integrated Disbursement and Information System
 CDBG Activity Summary Report (GPR) for Program Year 2015
 BRAZORIA COUNTY

Date: 14-Nov-2016
 Time: 16:20
 Page: 37

Income Category:

	Owner	Renter	Total	Person
Extremely Low	0	0	0	0
Low Mod	0	0	0	194
Moderate	0	0	0	0
Non Low Moderate	0	0	0	0
Total	0	0	0	194
Percent Low/Mod				100.0%

Annual Accomplishments

Years	Accomplishment Narrative	# Benefiting
2015	The Club implemented a comprehensive summer prevention program addressing the escalation of juvenile delinquency among at-risk youth in Brazoria County.	



U.S. Department of Housing and Urban Development
 Office of Community Planning and Development
 Integrated Disbursement and Information System
 CDBG Activity Summary Report (GPR) for Program Year 2015
 BRAZORIA COUNTY

Date: 14-Nov-2016
 Time: 16:20
 Page: 38

PGM Year: 2015
 Project: 0012 - Brazosport Cares Food Pantry
 IDIS Activity: 1472 - Brazosport Cares Food Pantry
 Status: Completed 6/23/2016 11:43:00 AM
 Location: 916 N Gulf Blvd Freeport, TX 77541-3908
 Objective: Create suitable living environments
 Outcome: Availability/accessibility
 Matrix Code: Food Banks (05W)
 National Objective: LMC

Initial Funding Date: 12/02/2015

Description:

The Food Pantry will provide food and staple goods to lowmod families in the south end of Brazoria County.
 Financing

	Fund Type	Grant Year	Grant	Funded Amount	Drawn In Program Year	Drawn Thru Program Year
CDBG	EN	2015	B15UC480005	\$13,500.00	\$13,500.00	\$13,500.00
Total	Total			\$13,500.00	\$13,500.00	\$13,500.00

Proposed Accomplishments

People (General) : 200

Actual Accomplishments

Number assisted:

	Owner		Renter		Total		Person	
	Total	Hispanic	Total	Hispanic	Total	Hispanic	Total	Hispanic
White:	0	0	0	0	0	0	193	65
Black/African American:	0	0	0	0	0	0	20	0
Asian:	0	0	0	0	0	0	0	0
American Indian/Alaskan Native:	0	0	0	0	0	0	0	0
Native Hawaiian/Other Pacific Islander:	0	0	0	0	0	0	0	0
American Indian/Alaskan Native & White:	0	0	0	0	0	0	0	0
Asian White:	0	0	0	0	0	0	0	0
Black/African American & White:	0	0	0	0	0	0	0	0
American Indian/Alaskan Native & Black/African American:	0	0	0	0	0	0	0	0
Other multi-racial:	0	0	0	0	0	0	1	0
Asian/Pacific Islander:	0	0	0	0	0	0	0	0
Hispanic:	0	0	0	0	0	0	0	0
Total:	0	0	0	0	0	0	214	65
Female-headed Households:	0		0		0		0	



U.S. Department of Housing and Urban Development
 Office of Community Planning and Development
 Integrated Disbursement and Information System
 CDBG Activity Summary Report (GPR) for Program Year 2015
 BRAZORIA COUNTY

Date: 14-Nov-2016
 Time: 16:20
 Page: 39

Income Category:

Income Category	Owner	Renter	Total	Person
Extremely Low	0	0	0	205
Low Mod	0	0	0	9
Moderate	0	0	0	0
Non Low Moderate	0	0	0	0
Total	0	0	0	214
Percent Low/Mod				100.0%

Annual Accomplishments

2015 Accomplishment Narrative

The Food Pantry provided food and staple goods to low/mod families in the south end of Brazoria County.

Benefitting



U.S. Department of Housing and Urban Development
 Office of Community Planning and Development
 Integrated Disbursement and Information System
 CDBG Activity Summary Report (GPR) for Program Year 2015
 BRAZORIA COUNTY

Date: 14-Nov-2016
 Time: 16:20
 Page: 40

PGM Year: 2015
Project: 0013 - Brazosport College Continuing Education Program
IDIS Activity: 1473 - Brazosport College Continuing Education Program
Status: Completed 8/31/2016 12:00:00 AM
Location: 500 College Dr Lake Jackson, TX 77566-3136
Objective: Create economic opportunities
Outcome: Availability/accessibility
Matrix Code: Employment Training (05H) **National Objective:** LMC

Initial Funding Date: 12/02/2015
Description:
 The College will provide tuition, books and supplies to lowmod income eligible residents of Brazoria County enrolling in established short-term job skills training programs to promote economic self sufficiency through the provision of educational, job training and employment opportunities.
Financing

Fund Type	Grant Year	Grant	Funded Amount	Drawn In Program Year	Drawn Thru Program Year
CDBG	EN	2015	B15UC480005	\$29,999.92	\$29,999.92
Total				\$29,999.92	\$29,999.92

Proposed Accomplishments

People (General) : 12

Actual Accomplishments

Number assisted:

	Owner		Renter		Total		Person	
	Total	Hispanic	Total	Hispanic	Total	Hispanic	Total	Hispanic
White:	0	0	0	0	0	0	15	6
Black/African American:	0	0	0	0	0	0	3	0
Asian:	0	0	0	0	0	0	0	0
American Indian/Alaskan Native:	0	0	0	0	0	0	0	0
Native Hawaiian/Other Pacific Islander:	0	0	0	0	0	0	1	0
American Indian/Alaskan Native & White:	0	0	0	0	0	0	0	0
Asian White:	0	0	0	0	0	0	0	0
Black/African American & White:	0	0	0	0	0	0	0	0
American Indian/Alaskan Native & Black/African American:	0	0	0	0	0	0	0	0
Other multi-racial:	0	0	0	0	0	0	0	0
Asian/Pacific Islander:	0	0	0	0	0	0	0	0
Hispanic:	0	0	0	0	0	0	0	0
Total:	0	0	0	0	0	0	19	6
Female-headed Households:	0		0		0		0	



U.S. Department of Housing and Urban Development
 Office of Community Planning and Development
 Integrated Disbursement and Information System
 CDBG Activity Summary Report (GPR) for Program Year 2015
 BRAZORIA COUNTY

Date: 14-Nov-2016
 Time: 16:20
 Page: 41

Income Category:

	Owner	Renter	Total	Person
Extremely Low	0	0	0	9
Low Mod	0	0	0	7
Moderate	0	0	0	3
Non Low Moderate	0	0	0	0
Total	0	0	0	19
Percent Low/Mod				100.0%

Annual Accomplishments

Years	Accomplishment Narrative	# Benefitting
-------	--------------------------	---------------

2015 The College provided tuition, books and supplies to low/mod income eligible residents of Brazoria County enrolling in established short-term job skills training programs to promote economic self sufficiency through the provision of educational, job training and employment opportunities.



U.S. Department of Housing and Urban Development
 Office of Community Planning and Development
 Integrated Disbursement and Information System
 CDBG Activity Summary Report (GPR) for Program Year 2015
 BRAZORIA COUNTY

Date: 14-Nov-2016
 Time: 16:20
 Page: 42

PGM Year: 2015
Project: 0014 - Dream Center
IDIS Activity: 1474 - Dream Center
Status: Completed 9/14/2016 3:09:26 PM
Location: 796 Brazosport Blvd S Clute, TX 77531-5712
Objective: Create suitable living environments
Outcome: Availability/accessibility
Matrix Code: Youth Services (05D) **National Objective:** LMC

Initial Funding Date: 12/02/2015

Description:

The Dream Center will provide back to school supplies and clothing to assist lowmod youths in Brazoria County.

Financing

	Fund Type	Grant Year	Grant	Funded Amount	Drawn In Program Year	Drawn Thru Program Year
CDBG	EN	2015	B15UC480005	\$15,999.11	\$15,999.11	\$15,999.11
Total				\$15,999.11	\$15,999.11	\$15,999.11

Proposed Accomplishments

People (General) : 300

Actual Accomplishments

Number assisted:

	Owner		Renter		Total		Person	
	Total	Hispanic	Total	Hispanic	Total	Hispanic	Total	Hispanic
White:	0	0	0	0	0	0	553	349
Black/African American:	0	0	0	0	0	0	113	0
Asian:	0	0	0	0	0	0	8	0
American Indian/Alaskan Native:	0	0	0	0	0	0	0	0
Native Hawaiian/Other Pacific Islander:	0	0	0	0	0	0	0	0
American Indian/Alaskan Native & White:	0	0	0	0	0	0	3	0
Asian White:	0	0	0	0	0	0	0	0
Black/African American & White:	0	0	0	0	0	0	0	0
American Indian/Alaskan Native & Black/African American:	0	0	0	0	0	0	0	0
Other multi-racial:	0	0	0	0	0	0	0	0
Asian/Pacific Islander:	0	0	0	0	0	0	0	0
Hispanic:	0	0	0	0	0	0	0	0
Total:	0	0	0	0	0	0	677	349
Female-headed Households:	0	0	0	0	0	0	0	0



U.S. Department of Housing and Urban Development
 Office of Community Planning and Development
 Integrated Disbursement and Information System
 CDBG Activity Summary Report (GPR) for Program Year 2015
 BRAZORIA COUNTY

Date: 14-Nov-2016
 Time: 16:20
 Page: 43

Income Category:

	Owner	Renter	Total	Person
Extremely Low	0	0	0	429
Low Mod	0	0	0	32
Moderate	0	0	0	10
Non Low Moderate	0	0	0	206
Total	0	0	0	677
Percent Low/Mod				69.6%

Annual Accomplishments

Years	Accomplishment Narrative	# Benefitting
2015	The Dream Center provided back to school supplies and clothing to assist low/mod youths in Brazoria County.	



U.S. Department of Housing and Urban Development
 Office of Community Planning and Development
 Integrated Disbursement and Information System
 CDBG Activity Summary Report (GPR) for Program Year 2015
 BRAZORIA COUNTY

Date: 14-Nov-2016
 Time: 16:20
 Page: 44

PGM Year: 2015
Project: 0015 - Helping Hands & Hearts Hospice
IDIS Activity: 1475 - Helping Hands & Hearts Hospice
Status: Completed 10/14/2016 12:00:00 AM
Location: 103 Circle Way St Lake Jackson, TX 77566-5233
Objective: Create suitable living environments
Outcome: Availability/accessibility
Matrix Code: Health Services (05M)
National Objective: LMC

Initial Funding Date: 12/02/2015

Description:

Helping Hands & Hearts Hospice will provide hospice services to lowmod residents of Brazoria County with a terminal diagnosis.
 Financing

	Fund Type	Grant Year	Grant	Funded Amount	Drawn In Program Year	Drawn Thru Program Year
CDBG	EN	2015	B15UC480005	\$2,460.61	\$2,460.61	\$2,460.61
Total				\$2,460.61	\$2,460.61	\$2,460.61

Proposed Accomplishments

People (General) : 2

Actual Accomplishments

Number assisted:

	Owner		Renter		Total		Person	
	Total	Hispanic	Total	Hispanic	Total	Hispanic	Total	Hispanic
White:	0	0	0	0	0	0	3	3
Black/African American:	0	0	0	0	0	0	0	0
Asian:	0	0	0	0	0	0	0	0
American Indian/Alaskan Native:	0	0	0	0	0	0	0	0
Native Hawaiian/Other Pacific Islander:	0	0	0	0	0	0	0	0
American Indian/Alaskan Native & White:	0	0	0	0	0	0	0	0
Asian White:	0	0	0	0	0	0	0	0
Black/African American & White:	0	0	0	0	0	0	0	0
American Indian/Alaskan Native & Black/African American:	0	0	0	0	0	0	0	0
Other multi-racial:	0	0	0	0	0	0	0	0
Asian/Pacific Islander:	0	0	0	0	0	0	0	0
Hispanic:	0	0	0	0	0	0	0	0
Total:	0	0	0	0	0	0	3	3
Female-headed Households:	0		0		0		0	



U.S. Department of Housing and Urban Development
 Office of Community Planning and Development
 Integrated Disbursement and Information System
 CDBG Activity Summary Report (GPR) for Program Year 2015
 BRAZORIA COUNTY

Date: 14-Nov-2016
 Time: 16:20
 Page: 45

Income Category:

	Owner	Renter	Total	Person
Extremely Low	0	0	0	0
Low/Mod	0	0	0	3
Moderate	0	0	0	0
Non Low/Moderate	0	0	0	0
Total	0	0	0	3
Percent Low/Mod				100.0%

Annual Accomplishments

Years	Accomplishment Narrative	# Benefiting
2015	Helping Hands & Hearts Hospice provided hospice services to low/mod residents of Brazoria County with a terminal diagnosis.	



U.S. Department of Housing and Urban Development
 Office of Community Planning and Development
 Integrated Disbursement and Information System
 CDBG Activity Summary Report (GPR) for Program Year 2015
 BRAZORIA COUNTY

Date: 14-Nov-2016
 Time: 16:20
 Page: 46

PGM Year: 2015
Project: 0016 - Junior Achievement
IDIS Activity: 1476 - Junior Achievement - Pct 1
Status: Completed 6/23/2016 11:44:38 AM
Location: 104 W Myrtle St Angleton, TX 77515-4400
Objective: Create suitable living environments
Outcome: Sustainability
Matrix Code: Youth Services (05D) **National Objective:** LMC

Initial Funding Date: 12/02/2015
Description:
 The organization will provide a 5 to 8 week program to instill leadership qualities in the lowmod income youths in the Jane Long and Fleming Elementary schools in Freeport by providing training on basic money management, career investigation and benefits of staying in school.
Financing

	Fund Type	Grant Year	Grant	Funded Amount	Drawn In Program Year	Drawn Thru Program Year
CDBG	EN	2015	B15UC480005	\$4,000.00	\$4,000.00	\$4,000.00
Total				\$4,000.00	\$4,000.00	\$4,000.00

Proposed Accomplishments

People (General) : 100

Actual Accomplishments

Number assisted:

	Owner		Renter		Total		Person	
	Total	Hispanic	Total	Hispanic	Total	Hispanic	Total	Hispanic
White:	0	0	0	0	0	0	627	535
Black/African American:	0	0	0	0	0	0	56	0
Asian:	0	0	0	0	0	0	2	0
American Indian/Alaskan Native:	0	0	0	0	0	0	6	0
Native Hawaiian/Other Pacific Islander:	0	0	0	0	0	0	0	0
American Indian/Alaskan Native & White:	0	0	0	0	0	0	0	0
Asian White:	0	0	0	0	0	0	0	0
Black/African American & White:	0	0	0	0	0	0	0	0
American Indian/Alaskan Native & Black/African American:	0	0	0	0	0	0	0	0
Other multi-racial:	0	0	0	0	0	0	33	0
Asian/Pacific Islander:	0	0	0	0	0	0	0	0
Hispanic:	0	0	0	0	0	0	0	0
Total:	0	0	0	0	0	0	724	535
Female-headed Households:	0		0		0		0	



U.S. Department of Housing and Urban Development
 Office of Community Planning and Development
 Integrated Disbursement and Information System
 CDBG Activity Summary Report (GPR) for Program Year 2015
 BRAZORIA COUNTY

Date: 14-1-2016
 Time: 16:20
 Page: 47

Income Category:

	Owner	Renter	Total	Person
Extremely Low	0	0	0	0
Low Mod	0	0	0	637
Moderate	0	0	0	0
Non Low Moderate	0	0	0	87
Total	0	0	0	724
Percent Low/Mod				88.0%

Annual Accomplishments

Years	Accomplishment Narrative	# Benefiting
2015	The organization provided a 5 to 8 week program to instill leadership qualities in the low/mod income youths in the Jane Long and Fleming Elementary schools in Freeport by providing training on basic money management, career investigation and benefits of staying in school.	



U.S. Department of Housing and Urban Development
 Office of Community Planning and Development
 Integrated Disbursement and Information System
 CDBG Activity Summary Report (GPR) for Program Year 2015
 BRAZORIA COUNTY

Date: 14-July-2016
 Time: 16:20
 Page: 48

PGM Year: 2015
Project: 0016 - Junior Achievement
IDIS Activity: 1477 - Junior Achievement - Pct 2
Status: Completed 8/19/2016 8:32:38 AM
Location: 104 W Myrtle St Angleton, TX 77515-4400
Objective: Create suitable living environments
Outcome: Sustainability
Matrix Code: Youth Services (05D) **National Objective:** LMC

Initial Funding Date: 12/02/2015
Description:
 The organization will provide a 5 to 8 week program to instill leadership qualities in the lowmod income youths in the Angleton Central Elementary school in Angleton by providing training on basic money management, career investigation and benefits of staying in school.
Financing

	Fund Type	Grant Year	Grant	Funded Amount	Drawn In Program Year	Drawn Thru Program Year
CDBG	EN	2015	B15UC480005	\$5,123.46	\$5,123.46	\$5,123.46
Total				\$5,123.46	\$5,123.46	\$5,123.46

Proposed Accomplishments

People (General) : 100

Actual Accomplishments

Number assisted:

	Owner		Renter		Total		Person	
	Total	Hispanic	Total	Hispanic	Total	Hispanic	Total	Hispanic
White:	0	0	0	0	0	0	330	99
Black/African American:	0	0	0	0	0	0	80	17
Asian:	0	0	0	0	0	0	16	2
American Indian/Alaskan Native:	0	0	0	0	0	0	93	36
Native Hawaiian/Other Pacific Islander:	0	0	0	0	0	0	1	0
American Indian/Alaskan Native & White:	0	0	0	0	0	0	0	0
Asian White:	0	0	0	0	0	0	0	0
Black/African American & White:	0	0	0	0	0	0	0	0
American Indian/Alaskan Native & Black/African American:	0	0	0	0	0	0	0	0
Other multi-racial:	0	0	0	0	0	0	3	0
Asian/Pacific Islander:	0	0	0	0	0	0	0	0
Hispanic:	0	0	0	0	0	0	0	0
Total:	0	0	0	0	0	0	523	154
Female-headed Households:	0	0	0	0	0	0	0	0



U.S. Department of Housing and Urban Development
 Office of Community Planning and Development
 Integrated Disbursement and Information System
 CDBG Activity Summary Report (GPR) for Program Year 2015
 BRAZORIA COUNTY

Date: 14-11-2016
 Time: 16:20
 Page: 49

Income Category:

Income Category	Owner	Renter	Total	Person
Extremely Low	0	0	0	0
Low Mod	0	0	0	410
Moderate	0	0	0	0
Non Low Moderate	0	0	0	113
Total	0	0	0	523
Percent Low/Mod				78.4%

Annual Accomplishments

Years	Accomplishment Narrative	# Benefiting
2015	The organization provided a 5 to 8 week program to instill leadership qualities in the low/mod income youths in the Angleton Central Elementary school in Angleton by providing training on basic money management, career investigation and benefits of staying in school.	



U.S. Department of Housing and Urban Development
 Office of Community Planning and Development
 Integrated Disbursement and Information System
 CDBG Activity Summary Report (GPR) for Program Year 2015
 BRAZORIA COUNTY

Date: 14-1 2016
 Time: 16:20
 Page: 50

PGM Year: 2015
Project: 0016 - Junior Achievement
IDIS Activity: 1478 - Junior Achievement - Pct 3
Status: Completed 8/19/2016 8:33:40 AM
Location: 104 W Myrtle St Angleton, TX 77515-4400
Objective: Create suitable living environments
Outcome: Sustainability
Matrix Code: Youth Services (05D) **National Objective:** LMC

Initial Funding Date: 12/02/2015
Description:
 The organization will provide a 5 to 8 week program to instill leadership qualities in the lowmod income youths in the Mark Twain Elementary school in Alvin by providing training on basic money management, career investigation and benefits of staying in school.
Financing

	Fund Type	Grant Year	Grant	Funded Amount	Drawn In Program Year	Drawn Thru Program Year
CDBG	EN	2015	B15UC480005	\$3,790.00	\$3,790.00	\$3,790.00
Total				\$3,790.00	\$3,790.00	\$3,790.00

Proposed Accomplishments
 People (General) : 100

Actual Accomplishments

Number assisted:

	Owner		Renter		Total		Person	
	Total	Hispanic	Total	Hispanic	Total	Hispanic	Total	Hispanic
White:	0	0	0	0	0	0	838	628
Black/African American:	0	0	0	0	0	0	9	0
Asian:	0	0	0	0	0	0	5	0
American Indian/Alaskan Native:	0	0	0	0	0	0	0	0
Native Hawaiian/Other Pacific Islander:	0	0	0	0	0	0	0	0
American Indian/Alaskan Native & White:	0	0	0	0	0	0	0	0
Asian White:	0	0	0	0	0	0	0	0
Black/African American & White:	0	0	0	0	0	0	0	0
American Indian/Alaskan Native & Black/African American:	0	0	0	0	0	0	0	0
Other multi-racial:	0	0	0	0	0	0	13	0
Asian/Pacific Islander:	0	0	0	0	0	0	0	0
Hispanic:	0	0	0	0	0	0	0	0
Total:	0	0	0	0	0	0	865	628
Female-headed Households:	0	0	0	0	0	0	0	0



U.S. Department of Housing and Urban Development
 Office of Community Planning and Development
 Integrated Disbursement and Information System
 CDBG Activity Summary Report (GPR) for Program Year 2015
 BRAZORIA COUNTY

Date: 14, 2016
 Time: 16:20
 Page: 51

Income Category:

	Owner	Renter	Total	Person
Extremely Low	0	0	0	0
Low Mod	0	0	0	663
Moderate	0	0	0	0
Non Low Moderate	0	0	0	202
Total	0	0	0	865
Percent Low/Mod				76.6%

Annual Accomplishments

Years	Accomplishment Narrative	# Benefiting
2015	The organization provided a 5 to 8 week program to instill leadership qualities in the low/mod income youths in the Mark Twain Elementary school in Alvin by providing training on basic money management, career investigation and benefits of staying in school.	



U.S. Department of Housing and Urban Development
 Office of Community Planning and Development
 Integrated Disbursement and Information System
 CDBG Activity Summary Report (GPR) for Program Year 2015
 BRAZORIA COUNTY

Date: 14- 2016
 Time: 16:20
 Page: 52

PGM Year: 2015
Project: 0016 - Junior Achievement
IDIS Activity: 1479 - Junior Achievement - Pct 4
Status: Completed 5/20/2016 12:00:00 AM
Location: 104 W Myrtle St Angleton, TX 77515-4400
Objective: Create suitable living environments
Outcome: Sustainability
Matrix Code: Youth Services (05D) **National Objective:** LMC

Initial Funding Date: 12/02/2015

Description:

The organization will provide a 5 to 8 week program to instill leadership qualities in the lowmod income youths in the Wild Peach, West Columbia and Barrow Elementary schools in Wild Peach, West Columbia and Brazoria by providing training on basic money management, career investigation and benefits of staying in school.

Financing

	Fund Type	Grant Year	Grant	Funded Amount	Drawn In Program Year	Drawn Thru Program Year
CDBG	EN	2015	B15UC480005	\$7,800.00	\$7,800.00	\$7,800.00
Total				\$7,800.00	\$7,800.00	\$7,800.00

Proposed Accomplishments

People (General) : 100

Actual Accomplishments

Number assisted:

	Owner		Renter		Total		Person	
	Total	Hispanic	Total	Hispanic	Total	Hispanic	Total	Hispanic
White:	0	0	0	0	0	0	1,196	324
Black/African American:	0	0	0	0	0	0	230	23
Asian:	0	0	0	0	0	0	7	0
American Indian/Alaskan Native:	0	0	0	0	0	0	77	65
Native Hawaiian/Other Pacific Islander:	0	0	0	0	0	0	1	0
American Indian/Alaskan Native & White:	0	0	0	0	0	0	0	0
Asian White:	0	0	0	0	0	0	0	0
Black/African American & White:	0	0	0	0	0	0	0	0
American Indian/Alaskan Native & Black/African American:	0	0	0	0	0	0	0	0
Other multi-racial:	0	0	0	0	0	0	4	0
Asian/Pacific Islander:	0	0	0	0	0	0	0	0
Hispanic:	0	0	0	0	0	0	0	0
Total:	0	0	0	0	0	0	1,515	412
Female-headed Households:	0		0		0		0	



U.S. Department of Housing and Urban Development
 Office of Community Planning and Development
 Integrated Disbursement and Information System
 CDBG Activity Summary Report (GPR) for Program Year 2015
 BRAZORIA COUNTY

Date: 14-Nov-2016
 Time: 16:20
 Page: 53

Income Category:

	Owner	Renter	Total	Person
Extremely Low	0	0	0	0
Low Mod	0	0	0	783
Moderate	0	0	0	0
Non Low Moderate	0	0	0	732
Total	0	0	0	1,515
Percent Low/Mod				51.7%

Annual Accomplishments

Years	Accomplishment Narrative	# Benefiting
2015	The organization provided a 5 to 8 week program to instill leadership qualities in the low/mod income youths in the Wild Peach, West Columbia and Barrow Elementary schools in Wild Peach, West Columbia and Brazoria by providing training on basic money management, career investigation and benefits of staying in school.	



U.S. Department of Housing and Urban Development
 Office of Community Planning and Development
 Integrated Disbursement and Information System
 CDBG Activity Summary Report (GPR) for Program Year 2015
 BRAZORIA COUNTY

Date: 14-Nov-2016
 Time: 16:20
 Page: 54

PGM Year: 2015
Project: 0017 - OATH Prescription Assistance
IDIS Activity: 1480 - OATH Prescription Assistance
Status: Completed 10/20/2016 3:57:54 PM
Location: 905 N Gulf Blvd Freeport, TX 77541-3907
Objective: Create suitable living environments
Outcome: Availability/accessibility
Matrix Code: Health Services (05M) **National Objective:** LMC

Initial Funding Date: 12/02/2015

Description:

OATH will provide prescription drug assistance to lowmod residents of Brazoria County.
Financing

	Fund Type	Grant Year	Grant	Funded Amount	Drawn In Program Year	Drawn Thru Program Year
CDBG	EN	2015	B15UC480005	\$39,124.64	\$39,124.64	\$39,124.64
Total				\$39,124.64	\$39,124.64	\$39,124.64

Proposed Accomplishments

People (General) : 90

Actual Accomplishments

Number assisted:

	Owner		Renter		Total		Person	
	Total	Hispanic	Total	Hispanic	Total	Hispanic	Total	Hispanic
White:	0	0	0	0	0	0	178	70
Black/African American:	0	0	0	0	0	0	24	0
Asian:	0	0	0	0	0	0	0	0
American Indian/Alaskan Native:	0	0	0	0	0	0	1	0
Native Hawaiian/Other Pacific Islander:	0	0	0	0	0	0	0	0
American Indian/Alaskan Native & White:	0	0	0	0	0	0	0	0
Asian White:	0	0	0	0	0	0	1	0
Black/African American & White:	0	0	0	0	0	0	0	0
American Indian/Alaskan Native & Black/African American:	0	0	0	0	0	0	0	0
Other multi-racial:	0	0	0	0	0	0	3	0
Asian/Pacific Islander:	0	0	0	0	0	0	0	0
Hispanic:	0	0	0	0	0	0	0	0
Total:	0	0	0	0	0	0	207	70
Female-headed Households:	0	0	0	0	0	0	0	0



U.S. Department of Housing and Urban Development
 Office of Community Planning and Development
 Integrated Disbursement and Information System
 CDBG Activity Summary Report (GPR) for Program Year 2015
 BRAZORIA COUNTY

Date: 14-Nov-2016
 Time: 16:20
 Page: 55

Income Category:

	Owner	Renter	Total	Person
Extremely Low	0	0	0	175
Low Mod	0	0	0	27
Moderate	0	0	0	5
Non Low Moderate	0	0	0	0
Total	0	0	0	207
Percent Low/Mod				100.0%

Annual Accomplishments

Years	Accomplishment Narrative	# Benefiting
2015	OATH provided prescription drug assistance to low/mod residents of Brazoria County.	



U.S. Department of Housing and Urban Development
 Office of Community Planning and Development
 Integrated Disbursement and Information System
 CDBG Activity Summary Report (GPR) for Program Year 2015
 BRAZORIA COUNTY

Date: 14-Nov-2016
 Time: 16:20
 Page: 56

PGM Year: 2015
 Project: 0018 - Salvation Army Subsistence Payments
 IDIS Activity: 1481 - Salvation Army Subsistence Program

Status: Completed 5/20/2016 12:00:00 AM
 Location: 1212 S Durant St Alvin, TX 77511-3262

Objective: Provide decent affordable housing
 Outcome: Sustainability
 Matrix Code: Subsistence Payment (05Q) National Objective: LMC

Initial Funding Date: 12/02/2015

Description:

Salvation Army will provide emergency subsistence in the form of rent and utility assistance to lowmod residents of Brazoria County to prevent homelessness to families at risk of eviction or having their utilities cut off.

Financing

	Fund Type	Grant Year	Grant	Funded Amount	Drawn In Program Year	Drawn Thru Program Year
CDBG	EN	2015	B15UC480005	\$2,988.81	\$2,988.81	\$2,988.81
Total				\$2,988.81	\$2,988.81	\$2,988.81

Proposed Accomplishments

People (General) : 8

Actual Accomplishments

Number assisted:

	Owner		Renter		Total		Person	
	Total	Hispanic	Total	Hispanic	Total	Hispanic	Total	Hispanic
White:	0	0	0	0	0	0	16	8
Black/African American:	0	0	0	0	0	0	10	0
Asian:	0	0	0	0	0	0	0	0
American Indian/Alaskan Native:	0	0	0	0	0	0	0	0
Native Hawaiian/Other Pacific Islander:	0	0	0	0	0	0	0	0
American Indian/Alaskan Native & White:	0	0	0	0	0	0	0	0
Asian White:	0	0	0	0	0	0	0	0
Black/African American & White:	0	0	0	0	0	0	0	0
American Indian/Alaskan Native & Black/African American:	0	0	0	0	0	0	0	0
Other multi-racial:	0	0	0	0	0	0	0	0
Asian/Pacific Islander:	0	0	0	0	0	0	0	0
Hispanic:	0	0	0	0	0	0	0	0
Total:	0	0	0	0	0	0	26	8
Female-headed Households:	0		0		0		0	



U.S. Department of Housing and Urban Development
 Office of Community Planning and Development
 Integrated Disbursement and Information System
 CDBG Activity Summary Report (GPR) for Program Year 2015
 BRAZORIA COUNTY

Date: 14-Nov-2016
 Time: 16:20
 Page: 57

Income Category:

	Owner	Renter	Total	Person
Extremely Low	0	0	0	21
Low Mod	0	0	0	5
Moderate	0	0	0	0
Non Low Moderate	0	0	0	0
Total	0	0	0	26
Percent Low/Mod				100.0%

Annual Accomplishments

Years	Accomplishment Narrative	# Benefitting
2015	Salvation Army provided emergency subsistence in the form of rent and utility assistance to low/mod residents of Brazoria County to prevent homelessness to families at risk of eviction or having their utilities cut off.	



U.S. Department of Housing and Urban Development
 Office of Community Planning and Development
 Integrated Disbursement and Information System
 CDBG Activity Summary Report (GPR) for Program Year 2015
 BRAZORIA COUNTY

Date: 14-Nov-2016
 Time: 16:20
 Page: 58

PGM Year: 2015
Project: 0019 - The Gathering Place Alzheimer Program
IDIS Activity: 1482 - The Gathering Place Alzheimer Program
Status: Completed 10/20/2016 12:41:03 PM
Location: 1524 E Mulberry St Angleton, TX 77515-3913
Objective: Create suitable living environments
Outcome: Availability/accessibility
Matrix Code: Mental Health Services (050) **National Objective:** LMC

Initial Funding Date: 12/02/2015

Description:

The organization will use these funds to provide food for the gatherings for the Alzheimer and other dementia citizens throughout Brazoria County, which provide respite care, as well as motivational and therapeutic assistance to enhance essential life skills for these citizens.

Financing

	Fund Type	Grant Year	Grant	Funded Amount	Drawn In Program Year	Drawn Thru Program Year
CDBG	EN	2015	B15UC480005	\$7,793.73	\$7,793.73	\$7,793.73
Total				\$7,793.73	\$7,793.73	\$7,793.73

Proposed Accomplishments

People (General) : 40

Actual Accomplishments

Number assisted:

	Owner		Renter		Total		Person	
	Total	Hispanic	Total	Hispanic	Total	Hispanic	Total	Hispanic
White:	0	0	0	0	0	0	46	3
Black/African American:	0	0	0	0	0	0	0	0
Asian:	0	0	0	0	0	0	0	0
American Indian/Alaskan Native:	0	0	0	0	0	0	0	0
Native Hawaiian/Other Pacific Islander:	0	0	0	0	0	0	0	0
American Indian/Alaskan Native & White:	0	0	0	0	0	0	0	0
Asian White:	0	0	0	0	0	0	0	0
Black/African American & White:	0	0	0	0	0	0	0	0
American Indian/Alaskan Native & Black/African American:	0	0	0	0	0	0	0	0
Other multi-racial:	0	0	0	0	0	0	0	0
Asian/Pacific Islander:	0	0	0	0	0	0	0	0
Hispanic:	0	0	0	0	0	0	0	0
Total:	0	0	0	0	0	0	46	3
Female-headed Households:	0	0	0	0	0	0	0	0



U.S. Department of Housing and Urban Development
 Office of Community Planning and Development
 Integrated Disbursement and Information System
 CDBG Activity Summary Report (GPR) for Program Year 2015
 BRAZORIA COUNTY

Date: 14-Nov-2016
 Time: 16:20
 Page: 59

Income Category:

	Owner	Renter	Total	Person
Extremely Low	0	0	0	0
Low Mod	0	0	0	46
Moderate	0	0	0	0
Non Low Moderate	0	0	0	0
Total	0	0	0	46
Percent Low/Mod				100.0%

Annual Accomplishments

Years	Accomplishment Narrative	# Benefitting
2015	Food was provided for the gatherings for the Alzheimer and other dementia citizens throughout Brazoria County, which provide respite care, as well as motivational and therapeutic assistance to enhance essential life skills for these citizens.	



U.S. Department of Housing and Urban Development
 Office of Community Planning and Development
 Integrated Disbursement and Information System
 CDBG Activity Summary Report (GPR) for Program Year 2015
 BRAZORIA COUNTY

Date: 14-Nov-2016
 Time: 16:20
 Page: 60

PGM Year: 2015
Project: 0020 - True to Life Ministry Youth Program
IDIS Activity: 1483 - True to Life Ministry Youth Program
Status: Completed 10/20/2016 12:52:14 PM
Location: 105 This Way St Lake Jackson, TX 77566-5213
Objective: Create suitable living environments
Outcome: Sustainability
Matrix Code: Youth Services (05D) **National Objective:** LMC

Initial Funding Date: 12/02/2015
Description: Salaries and supplies will be provided for the Belay program, which expose participants to character and leadership building exercises, service opportunities, and college and career options.
Financing:

	Fund Type	Grant Year	Grant	Funded Amount	Drawn In Program Year	Drawn Thru Program Year
CDBG	EN	2015	B15UC480005	\$11,747.89	\$11,747.89	\$11,747.89
Total	Total			\$11,747.89	\$11,747.89	\$11,747.89

Proposed Accomplishments

People (General) : 20

Actual Accomplishments

Number assisted:

	Owner		Renter		Total		Person	
	Total	Hispanic	Total	Hispanic	Total	Hispanic	Total	Hispanic
White:	0	0	0	0	0	0	65	43
Black/African American:	0	0	0	0	0	0	17	0
Asian:	0	0	0	0	0	0	0	0
American Indian/Alaskan Native:	0	0	0	0	0	0	0	0
Native Hawaiian/Other Pacific Islander:	0	0	0	0	0	0	0	0
American Indian/Alaskan Native & White:	0	0	0	0	0	0	0	0
Asian White:	0	0	0	0	0	0	0	0
Black/African American & White:	0	0	0	0	0	0	0	0
American Indian/Alaskan Native & Black/African American:	0	0	0	0	0	0	0	0
Other multi-racial:	0	0	0	0	0	0	2	0
Asian/Pacific Islander:	0	0	0	0	0	0	0	0
Hispanic:	0	0	0	0	0	0	0	0
Total:	0	0	0	0	0	0	84	43
Female-headed Households:	0	0	0	0	0	0	0	0



U.S. Department of Housing and Urban Development
 Office of Community Planning and Development
 Integrated Disbursement and Information System
 CDBG Activity Summary Report (GPR) for Program Year 2015
 BRAZORIA COUNTY

Date: 14-Nov-2016
 Time: 16:20
 Page: 61

Income Category:

	Owner	Renter	Total	Person
Extremely Low	0	0	0	0
Low Mod	0	0	0	66
Moderate	0	0	0	0
Non Low Moderate	0	0	0	18
Total	0	0	0	84
Percent Low/Mod				78.6%

Annual Accomplishments

Years	Accomplishment Narrative	# Benefitting
2015	Salaries and supplies were provided for the Belay program, which expose participants to character and leadership building exercises, service opportunities, and college and career options.	



U.S. Department of Housing and Urban Development
 Office of Community Planning and Development
 Integrated Disbursement and Information System
 CDBG Activity Summary Report (GPR) for Program Year 2015
 BRAZORIA COUNTY

Date: 14-Nov-2016
 Time: 16:20
 Page: 62

PGM Year: 2015
Project: 0021 - 20/20 Vision FOCUS Summer Youth Program
IDIS Activity: 1484 - 20/20 Vision FOCUS Summer Youth Program
Status: Completed 8/19/2016 8:39:11 AM
Location: 1039 Wilson Rd Clute, TX 77531-4925
Objective: Create suitable living environments
Outcome: Sustainability
Matrix Code: Youth Services (05D) **National Objective:** LMC

Initial Funding Date: 12/02/2015

Description:

2020 Vision will implement a summer educational program comprising education, nutrition and physical activities in order to prevent educational loss due to the "summer slide" for low income youths in the southern end of Brazoria County.

Financing

	Fund Type	Grant Year	Grant	Funded Amount	Drawn In Program Year	Drawn Thru Program Year
CDBG	EN	2015	B15UC480005	\$7,000.00	\$7,000.00	\$7,000.00
Total	Total			\$7,000.00	\$7,000.00	\$7,000.00

Proposed Accomplishments

People (General) : 20

Actual Accomplishments

Number assisted:

	Owner		Renter		Total		Person	
	Total	Hispanic	Total	Hispanic	Total	Hispanic	Total	Hispanic
White:	0	0	0	0	0	0	40	21
Black/African American:	0	0	0	0	0	0	11	0
Asian:	0	0	0	0	0	0	0	0
American Indian/Alaskan Native:	0	0	0	0	0	0	0	0
Native Hawaiian/Other Pacific Islander:	0	0	0	0	0	0	0	0
American Indian/Alaskan Native & White:	0	0	0	0	0	0	0	0
Asian White:	0	0	0	0	0	0	0	0
Black/African American & White:	0	0	0	0	0	0	0	0
American Indian/Alaskan Native & Black/African American:	0	0	0	0	0	0	0	0
Other multi-racial:	0	0	0	0	0	0	7	0
Asian/Pacific Islander:	0	0	0	0	0	0	0	0
Hispanic:	0	0	0	0	0	0	0	0
Total:	0	0	0	0	0	0	58	21
Female-headed Households:	0	0	0	0	0	0	0	0



U.S. Department of Housing and Urban Development
 Office of Community Planning and Development
 Integrated Disbursement and Information System
 CDBG Activity Summary Report (GPR) for Program Year 2015
 BRAZORIA COUNTY

Date: 14-Nov-2016
 Time: 16:20
 Page: 63

Income Category:

	Owner	Renter	Total	Person
Extremely Low	0	0	0	0
Low Mod	0	0	0	38
Moderate	0	0	0	0
Non Low Moderate	0	0	0	20
Total	0	0	0	58
Percent Low/Mod				65.5%

Annual Accomplishments

Years	Accomplishment Narrative	# Benefitting
2015	20/20 Vision implemented a summer educational program comprising education, nutrition and physical activities in order to prevent educational loss due to the "summer slide" for low income youths in the southern end of Brazoria County.	



U.S. Department of Housing and Urban Development
 Office of Community Planning and Development
 Integrated Disbursement and Information System
 CDBG Activity Summary Report (GPR) for Program Year 2015
 BRAZORIA COUNTY

Date: 14-Nov-2016
 Time: 16:20
 Page: 64

PGM Year: 2015
Project: 0022 - CDBG General Administration
IDIS Activity: 1485 - CDBG General Administration
Status: Open
Location:
Objective:
Outcome:
Matrix Code: General Program Administration (21A) **National Objective:**

Initial Funding Date: 12/02/2015

Description:

These funds will be used to pay for the administrative costs associated with the general management, oversight and coordination of the PY 2015 CDBG Program, including any direct staff and consulting services.

Financing

	Fund Type	Grant Year	Grant	Funded Amount	Drawn In Program Year	Drawn Thru Program Year
CDBG	EN	2015	B15UC480005	\$310,497.00	\$162,716.56	\$162,716.56
Total				\$310,497.00	\$162,716.56	\$162,716.56

Proposed Accomplishments

Actual Accomplishments

Number assisted:

	Owner		Renter		Total		Person	
	Total	Hispanic	Total	Hispanic	Total	Hispanic	Total	Hispanic
White:	0	0	0	0	0	0	0	0
Black/African American:	0	0	0	0	0	0	0	0
Asian:	0	0	0	0	0	0	0	0
American Indian/Alaskan Native:	0	0	0	0	0	0	0	0
Native Hawaiian/Other Pacific Islander:	0	0	0	0	0	0	0	0
American Indian/Alaskan Native & White:	0	0	0	0	0	0	0	0
Asian White:	0	0	0	0	0	0	0	0
Black/African American & White:	0	0	0	0	0	0	0	0
American Indian/Alaskan Native & Black/African American:	0	0	0	0	0	0	0	0
Other multi-racial:	0	0	0	0	0	0	0	0
Asian/Pacific Islander:	0	0	0	0	0	0	0	0
Hispanic:	0	0	0	0	0	0	0	0
Total:	0	0	0	0	0	0	0	0

Female-headed Households: 0



U.S. Department of Housing and Urban Development
 Office of Community Planning and Development
 Integrated Disbursement and Information System
 CDBG Activity Summary Report (GPR) for Program Year 2015
 BRAZORIA COUNTY

Date: 14-Nov-2016
 Time: 16:20
 Page: 65

Income Category:

Income Category	Owner	Renter	Total	Person
Extremely Low	0	0	0	0
Low Mod	0	0	0	0
Moderate	0	0	0	0
Non Low Moderate	0	0	0	0
Total	0	0	0	0
Percent Low/Mod				

Annual Accomplishments

No data returned for this view. This might be because the applied filter excludes all data.



U.S. Department of Housing and Urban Development
Office of Community Planning and Development
Integrated Disbursement and Information System
CDBG Activity Summary Report (GPR) for Program Year 2015
BRAZORIA COUNTY

Date: 14-Nov-2016
Time: 16:20
Page: 66

Total Funded Amount:	\$2,496,887.12
Total Drawn Thru Program Year:	\$1,911,160.60
Total Drawn In Program Year:	\$1,517,911.26

CDBG-PR54

Performance Profile

CDBG Community Development Block Grant Performance Profile

PR54 - BRAZORIA COUNTY, TX

Program Year From 10-01-2015 To 09-30-2016

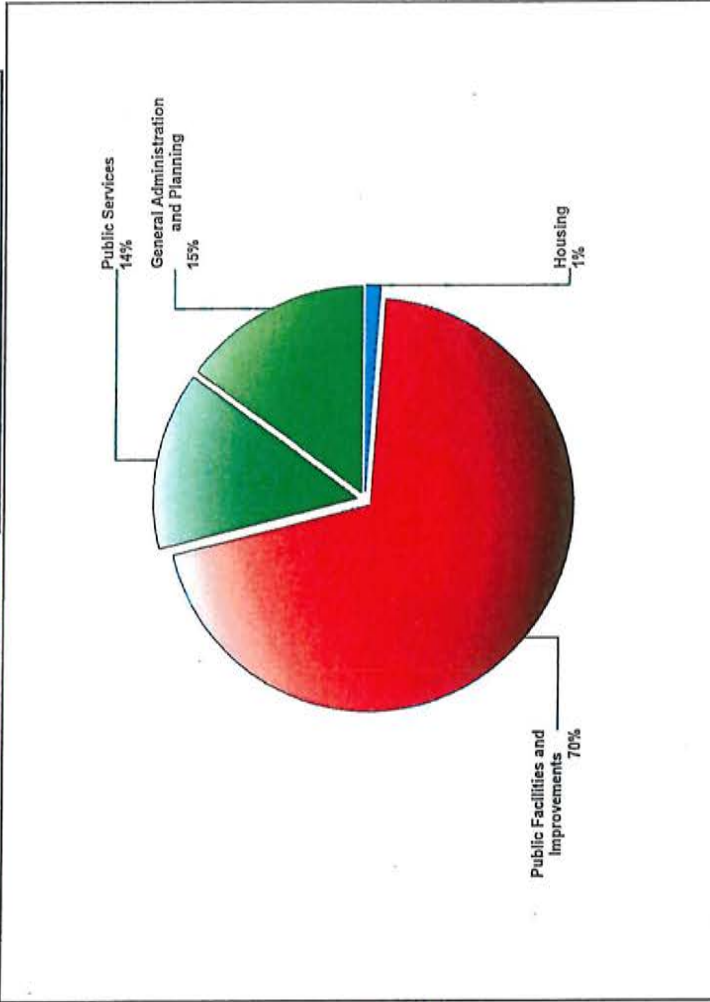
Program Year 2015 Funds

2015 CDBG Allocation	\$1,610,497.00
Program Income Received During Program Year 2015	\$6,005.00
Funds Returned to Local Program Account During Program Year 2015	\$11,191.61
Total Available¹	\$1,627,693.61

Expenditures²

Type of Activity	Expenditure	Percentage
Housing	\$18,197.00	1.20%
Public Facilities and Improvements	\$1,059,870.09	69.82%
Public Services	\$211,383.17	13.93%
General Administration and Planning	\$228,461.00	15.05%
Total	\$1,517,911.26	100.00%

Expenditures by Type of Activity (%) Expenditures by Type of Activity (\$)



Timeliness

Timeliness Ratio - unexpended funds as percent of 2015 allocation 0.99



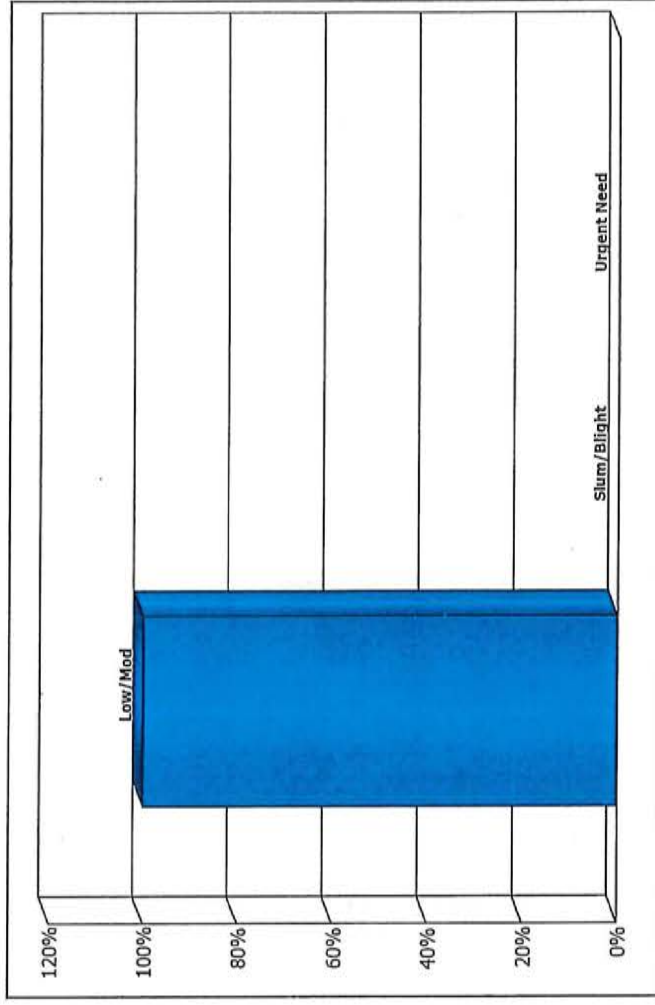
CDBG Community Development Block Grant Performance Profile

PR54 - BRAZORIA COUNTY, TX

Program Year From 10-01-2015 To 09-30-2016

Program Targeting

1 -Percentage of Expenditures Assisting Low- and Moderate-Income Persons and Households Either Directly or On an Area Basis ³	100.00%
2 -Percentage of Expenditures That Benefit Low/Mod Income Areas	71.16%
3 -Percentage of Expenditures That Aid in The Prevention or Elimination of Slum or Blight	0.00%
4 -Percentage of Expenditures Addressing Urgent Needs	0.00%
5 -Funds Expended in Neighborhood (Community For State) Revitalization Strategy Areas and by Community Development Financial Institution.	\$0.00
6 -Percentage of Funds Expended in Neighborhood (Community For State) Revitalization Strategy Areas and by Community Development Financial Institution	0.00%



CDBG Community Development Block Grant Performance Profile

PR54 - BRAZORIA COUNTY, TX

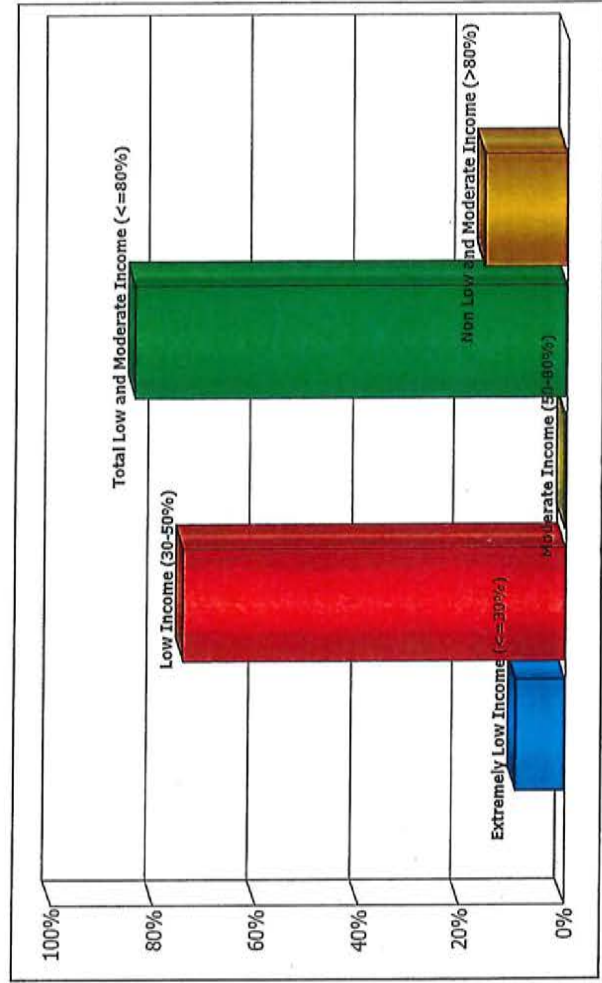
Program Year From 10-01-2015 To 09-30-2016

CDBG Beneficiaries by Racial/Ethnic Category⁴

Race	Total	Hispanic
White	82.54%	95.47%
Black/African American	9.89%	1.27%
Asian	1.68%	0.06%
American Indian/Alaskan Native	2.25%	3.20%
Native Hawaiian/Other Pacific Islander	0.04%	0.00%
American Indian/Alaskan Native & White	0.03%	0.00%
Asian & White	0.01%	0.00%
Black/African American & White	0.00%	0.00%
Amer. Indian/Alaskan Native & Black/African Amer.	0.00%	0.00%
Other multi-racial	3.56%	0.00%
Asian/Pacific Islander (valid until 03-31-04)	0.00%	0.00%
Hispanic (valid until 03-31-04)	0.00%	0.00%

Income of CDBG Beneficiaries

Income Level	Percentage
Extremely Low Income (<=30%)	9.43%
Low Income (30-50%)	74.53%
Moderate Income (50-80%)	0.21%
Total Low and Moderate Income (<=80%)	84.17%
Non Low and Moderate Income (>80%)	15.83%



CDBG Community Development Block Grant Performance Profile

PR54 - BRAZORIA COUNTY, TX

Program Year From 10-01-2015 To 09-30-2016

Accomplishment	Number
Actual Jobs Created or Retained	0
Households Receiving Housing Assistance	2
Persons Assisted Directly, Primarily By Public Services and Public Facilities	8,950
Persons for Whom Services and Facilities were Available	5,237 ⁵
Units Rehabilitated-Single Units	2
Units Rehabilitated-Multi Unit Housing	0

Funds Leveraged for Activities Completed \$1,075,610.78

Notes

- 1 Also, additional funds may have been available from prior years.
- 2 The return of grant funds is not reflected in these expenditures.
- 3 Derived by dividing annual expenditures for low-and moderate-income activities by the total expenditures for all activities (excluding planning and administration, except when State planning activities have a national objective) during the program year.
- 4 For entitlement communities, these data are only for those activities that directly benefit low- and moderate-income persons or households. They do not include data for activities that provide assistance to low- and moderate-income persons on an area basis, activities that aid in the prevention and elimination of slums and blight, and activities that address urgent needs. For states, these data are reported for all activities that benefit low- and moderate-income persons or households, aid in the prevention and elimination of slums and blight, and address urgent needs.
- 5 This number represents the total number of persons/households for whom services/facilities were available for [in many cases] multiple area benefit activities as reported by grantees. A service or facility meeting the national objective of benefiting low- and moderate-income persons on an area basis is available to all residents of the area served by the activity. If one or more activities had the same or overlapping service areas, the number of persons served by each activity was used to calculate the total number served; e.g., if two activities providing different services had the same service area, the number of persons in the service area would be counted twice; once for each activity.

HOME-PR22

Status of HOME Activities

U.S. Department of Housing and Urban Development
 Office of Community Planning and Development
 Integrated Disbursement and Information System
 Status of HOME Activities - Entitlement
 BRAZORIA COUNTY, TX

DATE: 11-14-16
 TIME: 16:27
 PAGE: 1

IDIS - PR22

Tenure Type	Activity Type	IDIS Activity	Activity Address	Activity Status	Status Date	Total Units	Home Units	Initial Funding Date	Committed Amount	Drawn Amount	PCT
Homebuyer	ACQUISITION ONLY	1492	1503 N Avenue F , Freeport TX, 77541	Completed	12/07/15	1	1	11/19/15	\$5,000.00	\$5,000.00	100.00%
Homebuyer	ACQUISITION ONLY	1493	105 Gardenia St , Lake Jackson TX, 77566	Completed	02/10/16	1	1	01/29/16	\$5,000.00	\$5,000.00	100.00%
Homebuyer	ACQUISITION ONLY	1494	6137 Fox Ridge Dr , Angleton TX, 77515	Completed	03/21/16	1	1	03/15/16	\$5,000.00	\$5,000.00	100.00%
Homebuyer	ACQUISITION ONLY	1497	414 S Wilson St , Brazoria TX, 77422	Completed	08/19/16	1	1	08/15/16	\$5,000.00	\$5,000.00	100.00%
Homebuyer	ACQUISITION ONLY	1498	8 Desert Sun Ct , Manvel TX, 77578	Completed	09/23/16	1	1	09/20/16	\$5,000.00	\$5,000.00	100.00%
Homebuyer	ACQUISITION ONLY	1500	5 Wagon Lane Loop , Angleton TX, 77515	Completed	10/14/16	1	1	10/13/16	\$5,000.00	\$5,000.00	100.00%
Homebuyer	ACQUISITION ONLY	1501	208 E Plum St , Angleton TX, 77515	Completed	10/14/16	1	1	10/13/16	\$5,000.00	\$5,000.00	100.00%
Homeowner Rehab	REHABILITATION	1453	425 Cora St , Clute TX, 77531	Completed	10/14/16	1	1	06/24/15	\$118,923.61	\$118,923.61	100.00%
Homeowner Rehab	REHABILITATION	1454	724 W Live Oak St , Angleton TX, 77515	Completed	01/27/16	1	1	06/24/15	\$50,200.00	\$50,200.00	100.00%
Homeowner Rehab	REHABILITATION	1495	523 Magnolia St , Lake Jackson TX, 77566	Open	10/24/16	1	1	05/11/16	\$110,000.00	\$88,409.80	80.37%
Homeowner Rehab	REHABILITATION	1496	816 County Road 312 , Brazoria TX, 77422	Open	10/24/16	1	1	05/11/16	\$130,000.00	\$8,212.40	6.32%
Homeowner Rehab	REHABILITATION	1499	719 W 11th St , Freeport TX, 77541	Open	09/22/16	1	1	09/22/16	\$100,000.00	\$0.00	0.00%

ESG-PR91
Financial Summary

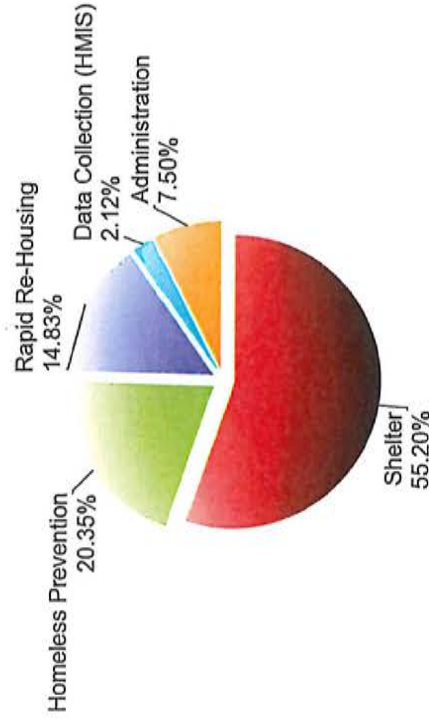
ESG Program Level Summary

Grant Number	Total Grant Amount	Total Funds Committed	Total Funds Available to Commit	% of Grant Funds Not Committed	Grant Funds Drawn	% of Grant Funds Drawn	Available to Draw	% Remaining to Draw
E15UC480005	\$144,936.00	\$144,936.00	\$0.00	0.00%	\$125,657.90	86.70%	\$19,278.10	13.30%

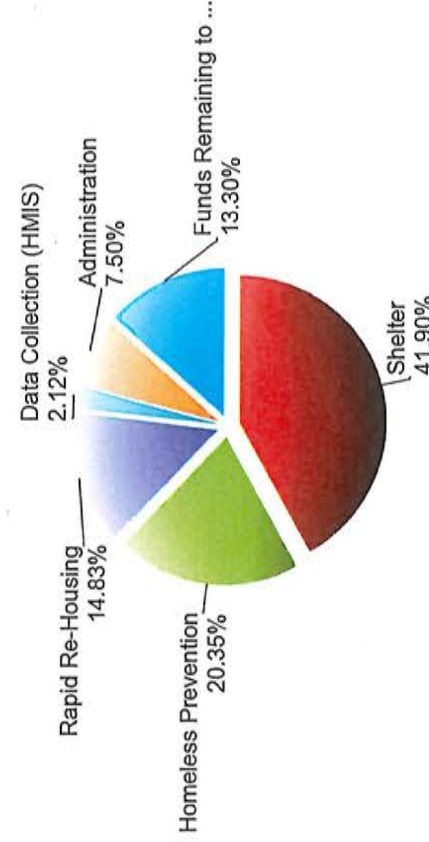
ESG Program Components

Activity Type	Total Committed to Activities	% of Grant Committed	Drawn Amount	% of Grant Drawn
Street Outreach	\$0.00	0.00%	\$0.00	0.00%
Shelter	\$80,000.00	55.20%	\$60,721.90	41.90%
Homeless Prevention	\$29,500.00	20.35%	\$29,500.00	20.35%
Rapid Re-Housing	\$21,500.00	14.83%	\$21,500.00	14.83%
Data Collection (HMIS)	\$3,065.80	2.12%	\$3,065.80	2.12%
Administration	\$10,870.20	7.50%	\$10,870.20	7.50%
Funds Not Committed	\$0.00	0.00%	\$0.00	0.00%
Funds Remaining to Draw	\$0.00	0.00%	\$19,278.10	13.30%
Total	\$144,936.00	100.00%	\$144,936.00	100.00%

Funds Committed



Funds Drawn



- Street Outreach
- Data Collection (HMIS)
- Homeless Prevention
- Rapid Re-Housing
- Funds Remaining to Draw
- Shelter
- Administration
- Funds Not Committed

24-Month Grant Expenditure Deadline

All of the recipient's grant must be expended for eligible activity costs within 24 months after the date HUD signs the grant agreement with the recipient. Expenditure means either an actual cash disbursement for a direct charge for a good or service or an indirect cost or the accrual of a direct charge for a good or service or an indirect cost. This report uses draws in IDIS to measure expenditures. HUD allocated Fiscal Year 2011 ESG funds in two allocations. For FY2011, this Obligation Date is the date of the first allocation. This report does not list the Obligation Date, does not calculate the Expenditure Deadline, and does not track the Days Remaining for the FY 2011, second allocation.

Grant Amount: \$144,936.00

Grant Number	Draws to Date	HUD Obligation Date	Expenditure Deadline	Days Remaining to Meet Requirement Date	Expenditures Required
E15UC480005	\$125,667.90	12/02/2015	12/02/2017	374	\$19,278.10

60% Cap on Emergency Shelter and Street Outreach

The cap refers to the total amount of the recipient's fiscal year grant, allowed for emergency shelter and street outreach activities, is capped at 60 percent. This amount cannot exceed the greater of: (1) 60% of the overall grant for the year; or, (2) the amount of Fiscal Year 2010 ESG funds committed for homeless assistance activities.

Amount Committed to Shelter	Amount Committed to Street Outreach	Total Amount Committed to Shelter and Street Outreach	% Committed to Shelter and Street Outreach	2010 Funds Committed to Homeless Assistance Activities	Total Drawn for Shelter and Street Outreach	% Drawn for Shelter and Street Outreach
\$80,000.00	\$0.00	\$80,000.00	55.20%		\$60,721.90	41.90%



U.S. Department of Housing and Urban Development
Office of Community Planning and Development
Integrated Disbursement and Information System
PR91 - ESG Financial Summary
BRAZORIA COUNTY, TX
2015

DATE: 11-23-16
TIME: 11:42
PAGE: 3

ESG Draws By Month (at the total grant level):

Grant Amount: 144,936.00

No data returned for this view. This might be because the applied filter excludes all data.

ESG Draws By Quarter (at the total grant level):

No data returned for this view. This might be because the applied filter excludes all data.

U.S. Department of Housing and Urban Development
Office of Community Planning and Development
Integrated Disbursement and Information System
PR91 - ESG Financial Summary

BRAZORIA COUNTY, TX
2015

DATE: 11-23-16
TIME: 11:42
PAGE: 4





U.S. Department of Housing and Urban Development
Office of Community Planning and Development
Integrated Disbursement and Information System
PR91 - ESG Financial Summary
BRAZORIA COUNTY, TX

DATE: 11-23-16
TIME: 11:42
PAGE: 5

2015

ESG Subrecipient Commitments and Draws by Activity Category :

Subrecipient	Activity Type	Committed	Drawn
BRAZORIA COUNTY	Shelter	\$60,000.00	\$60,721.90
	Homeless Prevention	\$29,500.00	\$29,500.00
	Rapid Re-Housing	\$21,500.00	\$21,500.00
	Data Collection (HMIS)	\$3,065.80	\$3,065.80
	Administration	\$10,870.20	\$10,870.20
	Total	\$144,936.00	\$125,657.90
	Total Remaining to be Drawn		\$19,278.10
	Percentage Remaining to be Drawn		13.30%



U.S. Department of Housing and Urban Development
Office of Community Planning and Development
Integrated Disbursement and Information System
PR91 - ESG Financial Summary
BRAZORIA COUNTY, TX
2015

DATE: 11-23-16
TIME: 11:42
PAGE: 6

ESG Subrecipients by Activity Category

Activity Type	Subrecipient
Shelter	BRAZORIA COUNTY
Homeless Prevention	BRAZORIA COUNTY
Rapid Re-Housing	BRAZORIA COUNTY
Data Collection (HMIS)	BRAZORIA COUNTY
Administration	BRAZORIA COUNTY

HOME Match Log

BRAZORIA COUNTY HOME PROGRAM MATCH REQUIREMENTS

PY	FY	Total Grant	Less Admin.	CHDO Obligations	Program Income***	Adj. Grant	Prior Yr Expenditures	Current Yr Expenditures	25% Match Liability	Matching Funds	Current Year Carry Over	
2008		\$ 581,020.00	\$ -	\$ (86,420.55)	\$ 5,000.00	\$ 494,599.45	\$ 152,475.78		\$ 38,118.95	\$ 243,460.95	\$ 1,308,076.28	
	2009	Match waived for FY2008 (IKE) See Letter dated 3/13/09										
2009	2010	\$ 640,026.00	\$ (64,002.60)	\$ (96,003.90)	\$ 150.00	\$ 480,019.50	\$ 480,019.50		\$ 120,004.88	\$ 29,987.78	\$ 1,218,059.19	
2010	2011	\$ 704,582.00	\$ -	\$ (105,687.30)	\$ 20,647.02	\$ 598,894.70	\$ 598,894.70		\$ 149,723.68	\$ 20,383.96	\$ 1,088,719.47	
2011	2012	\$ 621,460.00	\$ (62,146.00)	\$ (93,219.00)	\$ -	\$ 466,095.00	\$ 466,095.00		\$ 116,523.75	\$ 292,054.05	\$ 1,264,249.77	
2012	2013	\$ 437,882.00	\$ (43,788.20)	\$ (65,682.30)	\$ 59,796.19	\$ 328,411.50	\$ 328,411.50		\$ 82,102.88	\$ 308,336.69	\$ 1,490,483.58	
2013	2014	\$ 386,205.00	\$ (38,620.50)	\$ (53,340.80)	\$ 64,904.75	\$ 294,243.70	\$ 289,653.75		\$ 72,413.44	\$ 254,300.32	\$ 1,672,370.47	
2014	2015	\$ 415,779.00	\$ (41,577.90)	\$ -	\$ 20,000.00	\$ 374,201.10	\$ 48,204.12	\$ 249,456.01	\$ 74,415.03	\$ 18,985.52	\$ 1,616,940.95	
2015	2016	\$ 366,441.00	\$ (36,644.10)		\$ 2,000.00	\$ 329,796.90		\$ 43,614.80	\$ 10,903.70	\$ 297,567.85	\$ 1,903,605.10	

\$ 8,531,019.64 \$ 293,070.81 \$ 1,687,876.05 \$ 3,591,481.15

***Program income is not used in the calculation of match

**Current Expenditures does not include Admin. Use the current exp in KM minus Program Income and Admin

\$ 73,267.70

MATCH CARRYOVER \$ 1,903,605.10

BRAZORIA COUNTY HOME PROGRAM MATCH REQUIREMENTS

PY	FY	Total Grant	Less Admin.	CHDO Deobligations	Program Income***	Adj. Grant	Prior Yr Expenditures	Current Yr Expenditures	25% Match Liability	Matching Funds	Current Year Carry Over
1996		\$ 500,000.00	\$ (25,000.00)			\$ 475,000.00	\$ 475,000.00		\$ 118,750.00		
1997		\$ 436,000.00	\$ (30,000.00)			\$ 406,000.00	\$ 406,000.00		\$ 101,500.00	\$ 429,972.59	
1998		\$ 458,000.00	\$ (27,500.00)	\$ (66,054.68)		\$ 364,445.32	\$ 361,799.95		\$ 90,449.99		
1999		\$ 516,000.00	\$ (34,109.03)	\$ (77,400.00)		\$ 404,490.97	\$ 404,490.97		\$ 101,122.74		
2000		\$ 559,000.00	\$ (30,000.00)	\$ (89,260.16)		\$ 439,739.84	\$ 445,150.00		\$ 111,287.50	\$ 73,127.21	
2001		\$ 624,000.00	\$ (55,400.00)	\$ (93,600.00)		\$ 475,000.00	\$ 475,000.00		\$ 118,750.00	\$ 354,640.98	
2002		\$ 620,000.00	\$ (50,000.00)	\$ (93,000.00)	\$ 50,472.68	\$ 477,000.00	\$ 477,000.00		\$ 119,250.00	\$ 461,870.58	
2003		\$ 738,585.00	\$ (62,810.00)	\$ (110,787.75)	\$ 16,500.00	\$ 564,987.25	\$ 564,987.25		\$ 141,246.81	\$ -	
		\$ 823,814.00	\$ (49,783.00)	\$ (110,255.85)	\$ 30,825.30	\$ 663,775.15	\$ 476,317.67		\$ 119,079.42	\$ 319,148.37	\$ 617,323.27
2004		Match waived for FY2006 (Katrina/Rita) See Letter dated 3/3/06									
	2006										
	2007	Match waived for FY2007 (Katrina/Rita) See Letter dated 3/3/06									
		\$ 730,638.00	\$ (62,751.00)	\$ (105,485.55)	\$ 18,150.00	\$ 562,401.45	\$ 66,686.90		\$ -	\$ 207,320.33	\$ 824,643.60
2005		Match waived for FY2006 (Katrina/Rita) See Letter dated 3/3/06									
	2006										
	2007	Match waived for FY2007 (Katrina/Rita) See Letter dated 3/3/06									
		\$ 378,862.38					\$ 168,475.32				
2006		Match waived for FY2008 (IKE) See Letter dated 3/13/09									
	2007										
		\$ 677,964.00	\$ (56,462.00)	\$ (99,638.85)	\$ 15,102.15	\$ 521,863.15	\$ 15,063.75		\$ -	\$ 173,688.10	\$ 998,331.70
2006		Match waived for FY2007 (Katrina/Rita) See Letter dated 3/3/06									
	2007										
		\$ 465,815.50					\$ 40,945.50		\$ -		
2007		Match waived for FY2008 (IKE) See Letter dated 3/13/09									
	2008										
		\$ 15,102.15					\$ 8,933.20		\$ 2,233.30	\$ 106,635.88	\$ 1,102,734.28
2007		Match waived for FY2008 (IKE) See Letter dated 3/13/09									
	2008										
		\$ 607,626.00	\$ (50,621.00)	\$ (89,331.30)	\$ 25,420.00	\$ 467,673.70	\$ 120,280.86		\$ -	NO match required	
2007		Match waived for FY2008 (IKE) See Letter dated 3/13/09									
	2009										
		\$ 338,459.64								NO match required	

ESG Match Log

BRAZORIA COUNTY PY 2015 ESG MATCH LOG

Date	Match Source	Item Description	Match Value	Match Total
10/1/15 - 9/30/16	Kidz Harbor	Cash donations	40,896.76	
10/1/15 - 9/30/16	Kidz Harbor	Texas Dept of Family & Protective Services	122,864.27	
				\$163,761.03
Agency	Fund Year	Program Description/Activity	Liability	
County Welfare	2014	Rapid Rehousing	635.00	
County Welfare	2014	Homeless Prevention	9,957.78	
	2014	Admin	650.00	
County Welfare	2015	Rapid Rehousing	21,500.00	
County Welfare	2015	Homeless Prevention	29,500.00	
Kidz Harbor	2015	Shelter Rehab	60,721.90	
	2015	HMIS	3,065.80	
	2015	Admin	10,870.20	136,900.68

Excess Match 26,860.35

ESG Expenditure Report

ESG Expenditure Report

Grantee Brazoria County		Grant Amount		Homeless Prevention		Rapid Re-Housing		Rehabilitation		HMSIS		Administration	
Grant # S-14-UC-480004		Cumulative Expenditures		This Year		This Year		Cumulative		This Year		This Year	
Report Period October 1, 2015 - September 30, 2016		Unexpended Balance		Cumulative		Cumulative		Cumulative		Cumulative		% Administration (7.5% cap)	
IDIS Project #	Project Name	This Year	Cumulative	This Year	Cumulative	This Year	Cumulative	This Year	Cumulative	This Year	Cumulative	This Year	Cumulative
1439	Salvation Army-Rehab		\$ 10,000.00		\$ -		\$ -		\$ -		\$ -		\$ -
1439	Women's Center - Mother Shelter		\$ 45,000.00		\$ -		\$ -		\$ -		\$ -		\$ -
1439	Women's Center-Serenity House		\$ 15,000.00		\$ -		\$ -		\$ -		\$ -		\$ -
0			\$ -		\$ -		\$ -		\$ -		\$ -		\$ -
1440	Brazoria County Welfare - HP		\$ -		\$ -		\$ 32,809.52		\$ -		\$ -		\$ -
1441	Brazoria County Welfare - RH		\$ -		\$ 18,190.48		\$ -		\$ -		\$ -		\$ -
0			\$ -		\$ -		\$ -		\$ -		\$ -		\$ -
1442	HMSIS		\$ -		\$ -		\$ -		\$ -		\$ -		\$ -
0			\$ -		\$ -		\$ -		\$ -		\$ -		\$ -
1443	General Admin		\$ -		\$ -		\$ -		\$ -		\$ -		\$ -
0			\$ -		\$ -		\$ -		\$ -		\$ -		\$ -
0			\$ -		\$ -		\$ -		\$ -		\$ -		\$ -
0			\$ -		\$ -		\$ -		\$ -		\$ -		\$ -
0			\$ -		\$ -		\$ -		\$ -		\$ -		\$ -
0			\$ -		\$ -		\$ -		\$ -		\$ -		\$ -
0			\$ -		\$ -		\$ -		\$ -		\$ -		\$ -
0			\$ -		\$ -		\$ -		\$ -		\$ -		\$ -
	Totals	\$ -	\$ 70,000.00	\$ 635.00	\$ 18,190.48	\$ 9,957.78	\$ 32,809.52	\$ -	\$ -	\$ 1,746.57	\$ 650.00	\$ 9,952.43	\$ 9,952.43

Comments:

Public Notices
English and Spanish

PUBLIC NOTICE

**CONSOLIDATED ANNUAL PERFORMANCE EVALUATION REPORT
(CAPER)**

Brazoria County's PY 2015 Consolidated Annual Performance Evaluation Report (CAPER) is available for review and comment at the Brazoria County Community Development Department located at 1524 E. Mulberry, Suite 162, Angleton, Texas, 77515 from 8 am to 5 pm, Monday through Friday, November 21 – December 12, 2016. The public is encouraged to review and give input regarding this document. A public hearing will be held on Tuesday, November 29, 2016 at 5:30 pm at the Brazoria County East Annex Lobby located at 1524 East Mulberry, Angleton, Texas to receive input and comments. All other comments can be received by contacting Nancy Friudenberg, Brazoria County Community Development Department, 1524 E. Mulberry, Suite 162, Angleton, Texas, 77515 or at (979) 864-1860.

Handicapped, non-English speaking, sign language and any other persons needing special accommodations and wishing to attend this public hearing should contact Nancy Friudenberg at (979) 864-1860, at least 48 hours prior to the hearing so that accommodations can be made.

Personas con Discapacidad, no se habla inglés, lengüaje de signos y cualquier otras personas que necesitan instalaciones sepeciales y que deseen asistir a la audiencia pública debe ponerse en contacto con Nancy Friudenberg al (979) 864-1860, al menos 48 horas antes de la audiencia, de tal manera que la vivenda se puede hacer.

Note: In compliance with the Americans with Disabilities Act, this location is wheelchair accessible and handicap accessible parking spaces are available.

Publication Date 11/15/16

No Comments Received

AFFP
PUBLIC NOTICE CONSOLIDATED

Affidavit of Publication

STATE OF TEXAS }
COUNTY OF BRAZORIA } SS

PUBLIC NOTICE
CONSOLIDATED ANNUAL
PERFORMANCE EVALUATION REPORT
(CAPER)

Cindy Cornette, being duly sworn, says:

That she is Advertising Director of the The Facts, a daily newspaper of general circulation, printed and published in Clute, Brazoria County, Texas; that the publication, a copy of which is attached hereto, was published in the said newspaper on the following dates:

November 15, 2016

Brazoria County's PY 2015 Consolidated Annual Performance Evaluation Report (CAPER) is available for review and comment at the Brazoria County Community Development Department located at 1524 E. Mulberry, Suite 162, Angleton, Texas, 77515 from 8 am to 5 pm, Monday through Friday, November 21 – December 12, 2016. The public is encouraged to review and give input regarding this document. A public hearing will be held on Tuesday, November 29, 2016 at 5:30 pm at the Brazoria County East Annex Lobby located at 1524 East Mulberry, Angleton, Texas to receive input and comments. All other comments can be received by contacting Nancy Friudenberg, Brazoria County Community Development Department, 1524 E. Mulberry, Suite 162, Angleton, Texas, 77515 or at (979) 864-1860.

Handicapped, non-English speaking, sign language and any other persons needing special accommodations and wishing to attend this public hearing should contact Nancy Friudenberg at (979) 864-1860, at least 48 hours prior to the hearing so that accommodations can be made.

Personas con Discapacidad, no se habla inglés, lenguaje de signos y cualquier otras personas que necesitan instalaciones sepeciales y que deseen asistir a la audiencia pública debe ponerse en contacto con Nancy Friudenberg al (979) 864-1860, al menos 48 horas antes de la audiencia, de tal manera que la vivenda se puede hacer.

Note: In compliance with the Americans with Disabilities Act, this location is wheelchair accessible and handicap accessible parking spaces are available.

That said newspaper was regularly issued and circulated on those dates.

SIGNED:

Cindy Cornette

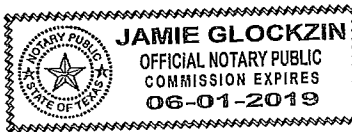
Advertising Director

Subscribed to and sworn to me this 15th day of November 2016.

Jamie Glockzin

Jamie Glockzin, , Brazoria County, Texas

My commission expires: June 01, 2019



115.20

00001019 00061917

Brazoria County Community Development
1524 E. Mulberry, Ste 162
ANGLETON, TX 77515

572100-32213-49100
HCAADM_CDBG
Act: Admin 5
Bud Ref: 2016

APPROVED

11/18/16

Help Wanted

Miscellaneous



F/T Leasing Agent needed. Great benefits. Apply @ 110 Lake Road, Lake Jackson. 979-848-2244.

Services Offered

I am a Caregiver/ Sitter available Mon-Fri morning or night. 10yrs exp. 979-824-0522

Miscellaneous

979-864-9798

Free Pets

FREE DOG 979-297-2839

KITTENS 979-248-0522

KITTENS 979-248-8667

Unfurnished Apartments

716 Moore, Rich- wd. 3/2/2 Newer home. \$1750/mo w/ a one yr lease. Call or text 979-319-2099.

Clute. Small 3/1 \$1000/mo + \$1000 dep. 1 year lease. 832-620-7836.

Furnished Houses

Beach houses. 1/1, 2/1, 3/2. \$349-\$499. w/ky. 713-995-6111. beach-houses.com

Houses For Sale

COLDWELL BANKER UNITED 202 This Way, L.J. 979-297-1226. Serving the Brazosport Area With Fine Homes!

COME CHECK IT OUT!
New Construction! Brazoria, 1534 sq. ft. 3BR, 2 BA, 2 car garage. \$197,500! Down payment \$25,000! Owner finance! Call 979-824-2116

NEW HOMES in Creekside S/D in L. J are now available. **APLIN HOMES** 979-482-0889.

Lots For Sale

BU
HOME & APPLIANCE RE
The Facts Classified

APPLIANCE Repair
Same day service!
All major brands. Se habla Español
Most repairs under \$99
979-799-8341

★★★★★
SII CONST SERV
979-26

CAIN'S APPLIANCE REPAIRS
WASHERS DRYERS FRIDGES FREEZERS A/Cs, RANGES
Most makes/models. Serving Braz. Cnty. 30+ yrs. Now accepting credit cards. Josh Cain 979-265-6445

Elect
A-ARC
Licensed Res/C
New con
additions
979-29
TECL

Carpet Cleaning

BRANSON'S XTREMELY CLEAN
979-297-1970
When you're tired of not getting the service you deserve, call us. We've been standing behind our jobs for over 25 years. Carpet, tile, upholstery, pet treatments, air ducts, water extraction. 24 hr emergency service. Mention this ad & receive \$10.00 off!

Cleaning
LISA'S CLEANING
979-201-2414
Office Cleaning, Apts & Homes.

RESID.
Over 30
979-26
979-26

Comm.
Kitchen
addition
& Ext. R

Fen

FOS FENC
979-86
fostel
freepo
COMMI RESIDE INDUS
Free Es
Servicing
Texas Ar
Link, Ced
Orname
Ranch S
40 years

★★★★
SUPE FEN
979-84
Resider
Comm
Fence
Custom

PUBLIC NOTICES
PERSONAL • BUSINESS • GOVERNMENT
The Facts Classified Department
979-265-2401 • legal@thefacts.com • A-F • B-5

PUBLIC NOTICE

CONSOLIDATED ANNUAL PERFORMANCE EVALUATION REPORT (CAPER)

Brazoria County's PY 2015 Consolidated Annual Performance Evaluation Report (CAPER) is available for review and comment at the Brazoria County Community Development Department located at 1524 E. Mulberry, Suite 162, Angleton, Texas, 77515 from 8 am to 5 pm, Monday through Friday, November 21 – December 12, 2016. The public is encouraged to review and give input regarding this document. A public hearing will be held on Tuesday, November 29, 2016 at 5:30 pm at the Brazoria County East Annex Lobby located at 1524 East Mulberry, Angleton, Texas to receive input and comments. All other comments can be received by contacting Nancy Friudenberg, Brazoria County Community Development Department, 1524 E. Mulberry, Suite 162, Angleton, Texas, 77515 or at (979) 864 1860.

Handicapped, non-English speaking, sign language and any other persons needing special accommodations and wishing to attend this public hearing should contact Nancy Friudenberg at (979) 864-1860, at least 48 hours prior to the hearing so that accommodations can be made.

Personas con Discapacidad, no se habla inglés, lenguaje de signos y cualquier otras personas que necesitan instalaciones sepeciales y que deseen asistir a la audiencia pública debe ponerse en contacto con Nancy Friudenberg al (979) 864-1860, al menos 48 horas antes de la audiencia, de tal manera que la vivienda se puede hacer.

Note: In compliance with the Americans with Disabilities Act, this location is wheelchair accessible and handicap accessible parking spaces are available.

Help Wanted

Help Wanted

EARN EXTRA INCOME!

Aviso público

El Reporte Consolidado Anual Sobre la Evaluación (CAPER)

El Reporte Consolidado Anual de la Evaluación (CAPER) para el Condado de Brazoria esta disponible para revisar y dar comentario en la sala del Department de Brazoria County Community Deveelopment ubicado en 1524 E. Mulberry, Suite 162, Angleton, Texas 77515 desde la 8:00am hasta la 5:00pm, Lunes a Viernes, empezando el 21 de Noviembre hasta el dia 12 de Diciembre, 2016. El público esta invitado a revisar y dar comentario sobre este documento. Un audiencia pública se llevará acabo el Martes, Noviembre 29, 2016 a las 5:30pm en el Brazoria County East Annex Lobby ubicado en 1524 East Mulberry, Angleton, Texas para recibir comentarios. Todo los demas comentarios pueden ser recibidas por Nancy Friudenberg, Brazoria County Community Development Department, 1524 E. Mulberry, Suite 162, Angleton, Texas 77515 o llamando a (979) 864-1860

Discapitados, no habla inglés, lenguaje de señas y cualesquiera otras personas que necesiten adaptaciones especiales y que deseen asistir a esta audiencia pública debe ponerse en contacto con Nancy Friudenberg al (979) 864-1860, al menos 48 horas antes de la audiencia para que se pueda reservar el alojamiento.

Personas con Discapacidad, no habla inglés, lengueje de signos y cualquier other personas que necesitan instalaciones sepeciales y que deseen asistir a la audiencia pública debe ponerse en contacto con Nancy Friudenberg al (979) 864-1860, antes de la audiencia, de tal manera que la vivenda se puede hacer.

Nota: En cumplimiento con la Ley de Estadounidenses con Discapacidad, ambos lugares son accesibles en silla de ruedas y espacios de estacionamiento para discapitados están disponibles.

Aviso público

El Reporte Consolidado Anual Sobre la Evaluación (CAPER)

El Reporte Consolidado Anual de la Evaluación (CAPER) para el Condado de Brazoria esta disponible para revisar y dar comentario en la sala del Department de Brazoria County Community Development ubicado en 1524 E. Mulberry, Suite 162, Angleton, Texas 77515 desde la 8:00am hasta la 5:00pm, Lunes a Viernes, empezando el 21 de Noviembre hasta el día 12 de Diciembre, 2016. El público esta invitado a revisar y dar comentario sobre este documento. Un audiencia pública se llevará acabo el Martes, Noviembre 29, 2016 a las 5:30pm en el Brazoria County East Annex Lobby ubicado en 1524 East Mulberry, Angleton, Texas para recibir comentarios. Todo los demas comentarios pueden ser recibidas por Nancy Friudenberg, Brazoria County Community Development Department, 1524 E. Mulberry, Suite 162, Angleton, Texas 77515 o llamando a (979) 864-1860

Discapitados, no habla inglés, lenguaje de señas y cualesquiera otras personas que necesiten adaptaciones especiales y que deseen asistir a esta audiencia pública debe ponerse en contacto con Nancy Friudenberg al (979) 864-1860, al menos 48 horas antes de la audiencia para que se pueda reservar el alojamiento.

Personas con Discapacidad, no habla inglés, lenguaje de signos y cualquier other personas que necesitan instalaciones sepeccates y que deseen asistir a la audiencia pública debe ponerse en contacto con Nancy Friudenberg al (979) 864-1860, antes de la audiencia, de tal manera que la vivienda se puede hacer.

Nota: En cumplimiento con la Ley de Estadounidenses con Discapacidad, ambos lugares son accesibles en silla de ruedas y espacios de estacionamiento para discapacitados están disponibles.

HOHNER

CONJUNTO DE LA VIDA

DE FLAVIO LONGORIA

Keeping the Tradition Alive

Contact Flavio Longoria
210.331.6369

Relational Histories, Inter-Ethnic Alliances:
Chicano/x Coalition Politics in Tejas

NACCS
TEJAS FOCO

FEBRUARY 23-25, 2017

TEXAS A&M UNIVERSITY
COLLEGE STATION, TX

Brazoria County
Hispanic
CHAMBER of COMMERCE

"Empowering Economic Development"

La Voz Newspapers

Number 067

Informando a la comunidad

P.O. Box 19457 Austin, Texas 78760 (512) 944-4123

INVOICE

Nancy Friudenberg
Program Director
Brazoria County Community
Development Department
1524 E Mulberry, Suite 162
Angleton, Texas 77515

November 22nd, 2016

Quantity	Item	UnitCost	Total Cost
1	Public Notice Quarter Page in the December 2016 issue of La Voz		\$260.00
1	Translation Services (Mrs. Lopez)		\$79.50
Please remit:			\$339.50