



**CATHY CAMPBELL, CCT, CIO**  
**BRAZORIA COUNTY TREASURER**

111 E. Locust, Room 305    Angleton, Texas 77515-4654  
979-864-1353    FAX 979-864-1680

Attached is Monthly Treasurer's Report submitted by Cathy Campbell, Brazoria County Treasurer for the month of April 2015. This report is in compliance with the Local Government Code Sec. 114.026 and contains:

Commissioner's Court Affidavit: 114.026 (d)  
Monies received and disbursed: 114.026 (a) (1)  
Debts due to\* and owed by the county: 114.026 (a) (2)  
All other proceedings in the Treasurer's office: 114.026 (a) (3)  
Brazoria County general ledger fund activity: 114.026 (c)

Brazoria County Investment Portfolio for April 2015: 2256.023

\*Note: debts due to the County are reported to the Court separately by collecting offices\*

"I CERTIFY THAT TO THE BEST OF MY KNOWLEDGE THE ATTACHED ARE TRUE AND CORRECT."

  
Cathy Campbell, CCT, CIO  
Brazoria County Treasurer


MINUTES OF COUNTY FINANCES  
TREASURER'S MONTHLY REPORT  
AFFIDAVIT  
COMMISSIONER'S COURT JULY 14, 2015


BEFORE ME, the undersigned authority, a Notary Public in and for Brazoria County, Texas, on this day personally appeared the Members of Brazoria County Commissioner's Court and who after being duly sworn upon their oaths do hereby state as follows:


The requirements of Subsection (c) of the Texas Local Government Code §114.026 have been met and that we have reviewed and examined the Monthly Report of: **CATHY CAMPBELL**, Treasurer of Brazoria County, Texas for April 2015.


Further, having taken reasonable steps to ensure its accuracy as presented, approve the report and enter this order into the minutes which state total cash and other assets in the custody of the County Treasurer at the time of the examination to be \$144,394,606.19.


The Treasurer's report and this affidavit will be published on the Brazoria County website.

  
\_\_\_\_\_  
L.M. "Matt" Sebesta, Jr.  
County Judge


  
\_\_\_\_\_  
Donald W. "Dude" Payne  
Commissioner Precinct 1


  
\_\_\_\_\_  
Ryan Cade  
Commissioner Precinct 2

  
\_\_\_\_\_  
Stacy L. Adams  
Commissioner Precinct 3

  
\_\_\_\_\_  
David R. Linder  
Commissioner Precinct 4

SUBSCRIBED AND SWORN TO BEFORE ME THIS 14<sup>TH</sup> DAY OF JULY 2015.



  
\_\_\_\_\_  
Notary Public in and for Brazoria County, Texas  
My Commission Expires: 01.25.19

**BRAZORIA COUNTY Bank Account Activity and Interest Report for APRIL 2015**

Account	Ending Bank Balance	Deposits and Other Credits Received	Checks and Other Debits Disbursed	Ending Bank Balance	MONTHLY Interest Earned
	03/31/2015			04/30/2015	
<b>FIRST NATIONAL BANK OF LAKE JACKSON</b>					
Tax Assessor/Collector GOVPAY Acct	637,553.35	682,078.23	(759,905.20)	559,726.38	170.58
Tax Assessor/Collector Veh Inventory/ Prop Tax Payroll	319,119.21	171,441.46	(251.55)	490,309.12	149.09
Operating	1,418,228.32	7,518,685.29	(7,549,440.82)	1,387,472.79	619.21
Jury Fund	24,862,925.62	6,203,182.02	(13,538,347.26)	17,527,760.38	8,052.22
Tax Assessor/Collector Boat Sales Tax *	93,391.00	410,120.00	(30,770.00)	472,741.00	170.83
County Clerk Trust Fund	4,720.88	28,825.72	(27,081.04)	6,465.56	2.41
District Clerk Trust Fund	1,723,665.29	372,070.95	(35,796.30)	2,059,939.94	822.33
Tax Assessor/Collector Motor Vehicle Acct	2,126,785.66	152,497.35	(242,094.05)	2,037,188.96	862.87
Tax Assessor/Collector Boat Collections	1,974,383.46	6,485,454.17	(5,718,457.60)	2,741,380.03	703.44
Tax Assessor/Collector Sales Tax Account *	24,618.69	48,469.34	(37,560.34)	35,527.69	7.90
Sheriff Barber Shop Education Training Program *	79,277.29	4,255,147.88	(4,247,187.20)	87,237.97	147.88
Comptroller Direct Deposit	60,543.51	471.91	(185.02)	60,830.40	24.91
Sheriff's Dept Narcotic Unit-Operations	1,939,429.97	1,060,610.73	(1,886,343.05)	1,113,697.65	629.09
Comm. Super & Corrections Dept. Restitution Acct	7,211.01	6,000.00	(3,424.19)	9,786.82	2.37
District Atty Check Collections Account	139,551.56	38,140.11	(55,908.38)	121,783.29	55.67
Tax Assessor/Collector Tax Account	38,549.88	22,642.59	(30,394.68)	30,797.79	12.53
Employee Benefit Trust Fund *	2,989,437.70	5,542,048.95	(5,326,492.05)	3,204,994.60	238.82
Investment Acct	1,315,037.68	1,289,489.78	(1,396,516.74)	1,208,010.72	431.93
Credit Card Account	2,000,000.00	5,930,330.14	(4,928,401.25)	3,001,928.89	1,832.15
E-Filing / E-Recording	1,753,813.55	401,919.85	(410.00)	2,155,323.40	736.28
Build America Bonds Fund*	704,628.05	262,714.75	(826,650.55)	140,692.25	177.41
Parks Credit Card	139,587.98	53.56	0.00	139,641.54	53.56
<i>First National Bank of Lake Jackson Totals</i>	111,756.60	42,190.40	(25,369.70)	128,577.30	49.18
	44,464,216.26	40,924,585.18	(46,666,986.97)	38,721,814.47	15,903.48
<b>TOTAL Interest Earning Accounts EOM Balance</b>				<b>38,721,814.47</b>	<b>15,903.48</b>

Accounts at the bank NOT included above: Sheriff, County and District Clerks Cash Bonds; TCDBG-IKE; Innate Trust; TCEQ and Bail Bond Security

1,070,108.78  
39,791,923.25

This report is presented in accordance with The Texas Government Code Title 4 Sec. 114.026 (a)(1) and I certify that to the best of my knowledge the above is the true and correct cash balance remaining in the Treasurer's custody.

*Cathy Campbell*

Cathy Campbell, CCI, CIO  
Brazoria County Treasurer




**Brazoria County Bond Payments - April 2015**

	<b>INTEREST</b>	<b>PRINCIPAL</b>	<b>BAB SUBSIDY</b>	<b>TOTAL</b>
Series 2006 - Certificates of Obligation	0.00	0.00		0.00
Series 2006 - Unlimited Tax Road Bonds	0.00	0.00		0.00
Series 2008 - Unlimited Tax Road Bonds	0.00	0.00		0.00
Series 2010A - Unlimited Tax Road Bonds	0.00	0.00		0.00
Series 2010B - Unlimited Tax Road Bonds (BAB)	0.00		0.00	0.00
Series 2012 - General Obligation Refnd Bonds	0.00	0.00		0.00
Series 2012 - Certificates of Obligation	0.00			0.00
Series 2012 - Unlimited Tax Road Bonds	0.00	0.00		0.00
Series 2013 - Limited Tax Notes	0.00	0.00		0.00
<b>TOTAL PAYMENTS</b>	<b>0.00</b>	<b>0.00</b>	<b>0.00</b>	<b>0.00</b>

**The following pages show the remaining bond payments to be made by Brazoria County.**

This report is presented in accordance with The Texas Government Code Title 4 Sec. 114.026 (a)(2)

  
Cathy Campbell, CCT, CIO  
Brazoria County Treasurer

**BRAZORIA COUNTY, TEXAS**  
**Series 2006 - Certificate of Obligation Bonds**  
**Remaining Payment Schedule**

FISCAL YEAR	INTEREST 1-Mar	PRINCIPAL 1-Mar	INTEREST 1-Sep	TOTAL PAYMENT
2015			215,060.00	215,060.00
2016	215,060.00	685,000.00	200,075.63	1,100,135.63
2017	200,075.63	715,000.00	185,060.63	1,100,136.26
2018	185,060.63	745,000.00	169,043.13	1,099,103.76
2019	169,043.13	775,000.00	152,090.00	1,096,133.13
2020	152,090.00	810,000.00	134,067.50	1,096,157.50
2021	134,067.50	850,000.00	115,155.00	1,099,222.50
2022	115,155.00	885,000.00	95,242.50	1,095,397.50
2023	95,242.50	930,000.00	74,317.50	1,099,560.00
2024	74,317.50	970,000.00	52,250.00	1,096,567.50
2025	52,250.00	1,020,000.00	26,750.00	1,099,000.00
2026	26,750.00	1,070,000.00	0.00	1,096,750.00
	1,419,111.89	9,455,000.00	1,419,111.89	12,293,223.78

**Debt History:**

Date of Receipt 1-Jun-06  
Amount of Issue \$13,880,000  
True Int Cost 4.506%

**Paying Agent:**

U.S. Bank  
ABA routing # 091000022  
St. Paul, MN 55486-2639

**BRAZORIA COUNTY, TEXAS**  
**Series 2006 - Unlimited Tax Road Bonds**  
**Remaining Payment Schedule**

FISCAL YEAR	INTEREST 1-Mar	PRINCIPAL 1-Mar	INTEREST 1-Sep	TOTAL PAYMENT
2015			244,000.00	244,000.00
2016	244,000.00	625,000.00	230,718.75	1,099,718.75
2017	230,718.75	650,000.00	216,093.75	1,096,812.50
2018	216,093.75	680,000.00	200,793.75	1,096,887.50
2019	200,793.75	715,000.00	184,706.25	1,100,500.00
2020	184,706.25	745,000.00	166,081.25	1,095,787.50
2021	166,081.25	785,000.00	146,456.25	1,097,537.50
2022	146,456.25	825,000.00	125,831.25	1,097,287.50
2023	125,831.25	870,000.00	104,081.25	1,099,912.50
2024	104,081.25	915,000.00	80,062.50	1,099,143.75
2025	80,062.50	965,000.00	54,731.25	1,099,793.75
2026	54,731.25	1,015,000.00	28,087.50	1,097,818.75
2027	28,087.50	1,070,000.00		1,098,087.50
<hr/>				
	1,781,643.75	9,860,000.00	1,781,643.75	13,423,287.50
<hr/> <hr/>				

**Debt History:**

Date of Receipt      1-Nov-06  
Amount of Issue      \$14,000,000  
True Int Cost          4.487%

**Paying Agent:**

U.S. Bank  
ABA routing # 091000022  
St. Paul, MN 55486-2639

**BRAZORIA COUNTY, TEXAS**  
**Series 2008 - Unlimited Tax Road Bonds**  
**Remaining Payment Schedule**

FISCAL YEAR	INTEREST 1-Mar	PRINCIPAL 1-Mar	INTEREST 1-Sep	TOTAL PAYMENT
2015			127,882.50	127,882.50
2016	127,882.50	350,000.00	121,320.00	599,202.50
2017	121,320.00	365,000.00	114,248.13	600,568.13
2018	114,248.13	380,000.00	106,648.13	600,896.26
2019	106,648.13	395,000.00	98,748.13	600,396.26
2020	98,748.13	410,000.00	90,343.13	599,091.26
2021	90,343.13	430,000.00	81,313.13	601,656.26
2022	81,313.13	445,000.00	71,856.88	598,170.01
2023	71,856.88	465,000.00	61,859.38	598,716.26
2024	61,859.38	485,000.00	51,250.00	598,109.38
2025	51,250.00	510,000.00	40,093.75	601,343.75
2026	40,093.75	530,000.00	28,500.00	598,593.75
2027	28,500.00	555,000.00	14,625.00	598,125.00
2028	14,625.00	585,000.00		599,625.00
<hr/>				
	1,008,688.16	5,905,000.00	1,008,688.16	7,922,376.32
<hr/> <hr/>				

**Debt History:**

Date of Receipt 1-Jul-08  
Amount of Issue \$8,000,000  
True Int Cost 4.410%

**Paying Agent:**

U.S. Bank  
ABA routing # 091000022  
St. Paul, MN 55486-2639

**BRAZORIA COUNTY, TEXAS**  
**Series 2010A - Unlimited Tax Road Bonds**  
**Remaining Payment Schedule**

FISCAL YEAR	INTEREST 1-Mar	PRINCIPAL 1-Mar	INTEREST 1-Sep	TOTAL PAYMENT
2015			36,478.00	36,478.00
2016	36,478.00	835,000.00	26,041.00	897,519.00
2017	26,041.00	855,000.00	13,750.00	894,791.00
2018	13,750.00	880,000.00	0.00	893,750.00
<b>Total</b>	<b>76,269.00</b>	<b>2,570,000.00</b>	<b>76,269.00</b>	<b>2,722,538.00</b>

**Debt History:**

Date of Receipt 1-Mar-10  
Amount of Issue \$6,200,000  
Total Int Cost 3.900%

**Paying Agent:**

U.S. Bank  
ABA routing # 091000022  
St. Paul, MN 55486-2639



**BRAZORIA COUNTY, TEXAS**  
**Series 2010B - Unlimited Tax Road Bonds**  
**(Build America Bonds)**  
**Remaining Payment Schedule**

FISCAL YEAR	INTEREST 1-Mar	PRINCIPAL PAY 1-Mar	INTEREST 1-Sep	BAB's SUBSIDY	TOTAL PAYMENT
2015			364,137.00	(254,896.00)	109,241.00
2016	364,137.00		364,137.00	(254,896.00)	473,378.00
2017	364,137.00		364,137.00	(254,896.00)	473,378.00
2018	364,137.00		364,137.00	(254,896.00)	473,378.00
2019	364,137.00	910,000.00	343,234.00	(247,580.00)	1,369,791.00
2020	343,234.00	935,000.00	321,056.00	(232,502.00)	1,366,788.00
2021	321,056.00	965,000.00	297,201.00	(216,390.00)	1,366,867.00
2022	297,201.00	1,000,000.00	271,981.00	(199,213.00)	1,369,969.00
2023	271,981.00	1,030,000.00	245,232.00	(181,024.00)	1,366,189.00
2024	245,232.00	1,070,000.00	216,909.00	(161,749.00)	1,370,392.00
2025	216,909.00	1,105,000.00	187,107.00	(141,406.00)	1,367,610.00
2026	187,107.00	1,145,000.00	152,608.00	(118,901.00)	1,365,814.00
2027	152,608.00	1,195,000.00	116,603.00	(94,224.00)	1,369,987.00
2028	116,603.00	1,240,000.00	79,242.00	(68,546.00)	1,367,299.00
2029	79,242.00	1,290,000.00	40,374.00	(41,866.00)	1,367,750.00
2030	40,374.00	1,340,000.00		(14,131.00)	1,366,243.00
<b>Total</b>	<b>3,728,095.00</b>	<b>13,225,000.00</b>	<b>3,728,095.00</b>	<b>(2,737,116.00)</b>	<b>17,944,074.00</b>

**Debt History:**

Date of receipt 1-Mar-10  
Amount of issue \$13,225,000.00  
True Int Cost 3.580%

**Paying Agent:**

U.S. Bank  
ABA routing # 091000022  
St Paul, MN 55486-2639

**BRAZORIA COUNTY, TEXAS**  
**Series 2012 - General Obligation Refunding Bonds**  
**Remaining Payment Schedule**

FISCAL YEAR	INTEREST 1-Mar	PRINCIPAL 1-Mar	INTEREST 1-Sep	TOTAL PAYMENT
2015			41,100.00	41,100.00
2016	41,100.00	885,000.00	27,825.00	953,925.00
2017	27,825.00	910,000.00	14,175.00	952,000.00
2018	14,175.00	945,000.00		959,175.00
	83,100.00	2,740,000.00	83,100.00	2,906,200.00

**Debt History:**

Date of Receipt 26-Jul-12  
Amount of Issue \$4,435,000.00  
True Int cost 1.360%

**Paying Agent:**

U.S. Bank  
ABA routing # 091000022  
St. Paul, MN 55486-2639

**BRAZORIA COUNTY, TEXAS**  
**Series 2012 - Certificates of Obligation**  
**Remaining Payment Schedule**

FISCAL YEAR	INTEREST 1-Mar	PRINCIPAL 1-Mar	INTEREST 1-Sep	TOTAL PAYMENT
2015			554,925.00	554,925.00
2016	554,925.00		554,925.00	1,109,850.00
2017	554,925.00		554,925.00	1,109,850.00
2018	554,925.00	1,185,000.00	531,225.00	2,271,150.00
2019	531,225.00	1,230,000.00	509,700.00	2,270,925.00
2020	509,700.00	1,285,000.00	477,575.00	2,272,275.00
2021	477,575.00	1,350,000.00	443,825.00	2,271,400.00
2022	443,825.00	1,420,000.00	408,325.00	2,272,150.00
2023	408,325.00	1,495,000.00	370,950.00	2,274,275.00
2024	370,950.00	1,570,000.00	331,700.00	2,272,650.00
2025	331,700.00	1,650,000.00	290,450.00	2,272,150.00
2026	290,450.00	1,735,000.00	247,075.00	2,272,525.00
2027	247,075.00	1,825,000.00	201,450.00	2,273,525.00
2028	201,450.00	1,920,000.00	153,450.00	2,274,900.00
2029	153,450.00	2,000,000.00	118,450.00	2,271,900.00
2030	118,450.00	2,075,000.00	82,137.50	2,275,587.50
2031	82,137.50	2,145,000.00	44,600.00	2,271,737.50
2032	44,600.00	2,230,000.00		2,274,600.00
<hr/>				
	5,875,687.50	25,115,000.00	5,875,687.50	36,866,375.00
<hr/>				

**Debt History:**

Date of Receipt 26-Jul-12  
Amount of Issue \$25,115,000.00  
True Int Cost 3.380%

**Paying Agent:**

U.S. Bank  
ABA routing # 091000022  
St. Paul, MN 55486-2639

**BRAZORIA COUNTY, TEXAS**  
**Series 2012 - Unlimited Tax Road Bonds**  
**Remaining Payment Schedule**

FISCAL YEAR	INTEREST 1-Mar	PRINCIPAL 1-Mar	INTEREST 1-Sep	TOTAL PAYMENT
2015			122,250.00	122,250.00
2016	122,250.00	360,000.00	118,650.00	600,900.00
2017	118,650.00	370,000.00	113,100.00	601,750.00
2018	113,100.00	380,000.00	107,400.00	600,500.00
2019	107,400.00	395,000.00	101,475.00	603,875.00
2020	101,475.00	405,000.00	95,400.00	601,875.00
2021	95,400.00	420,000.00	89,100.00	604,500.00
2022	89,100.00	430,000.00	82,650.00	601,750.00
2023	82,650.00	445,000.00	75,975.00	603,625.00
2024	75,975.00	455,000.00	69,150.00	600,125.00
2025	69,150.00	470,000.00	62,100.00	601,250.00
2026	62,100.00	485,000.00	54,825.00	601,925.00
2027	54,825.00	500,000.00	47,012.50	601,837.50
2028	47,012.50	515,000.00	38,643.75	600,656.25
2029	38,643.75	535,000.00	29,950.00	603,593.75
2030	29,950.00	550,000.00	20,668.75	600,618.75
2031	20,668.75	570,000.00	10,693.75	601,362.50
2032	10,693.75	590,000.00		600,693.75
	1,239,043.75	7,875,000.00	1,239,043.75	10,353,087.50

**Debt History:**

Date of Receipt 26-Jul-12  
Amount of Issue \$8,575,000.00  
True Int cost 3.120%

**Paying Agent:**

U.S. Bank  
ABA routing # 091000022  
St. Paul, MN 55486-2639

**BRAZORIA COUNTY, TEXAS**  
**Series 2013 - Limited Tax Notes**  
**Remaining Payment Schedule**

FISCAL YEAR	INTEREST 1-Feb	PRINCIPAL 1-Feb	INTEREST 1-Aug	TOTAL PAYMENT
2015			63,453.00	63,453.00
2016	63,453.00	250,000.00	61,503.00	374,956.00
2017	61,503.00	250,000.00	59,553.00	371,056.00
2018	59,553.00	1,830,000.00	45,279.00	1,934,832.00
2019	45,279.00	2,855,000.00	23,010.00	2,923,289.00
2020	23,010.00	2,950,000.00		2,973,010.00
	252,798.00	8,135,000.00	252,798.00	8,640,596.00

**Debt History:**

Date of Receipt 19-Dec-13  
Amount of Issue \$9,900,000.00  
True Int cost 1.560%

**Paying Agent:**

Wells Fargo Bank, NA  
ABA routing # 121000248  
Houston, TX 77062



Cathy Campbell, CCT,CIO  
BRAZORIA COUNTY TREASURER

## Brazoria County Treasurer's Office Proceedings for April 2015

Activity	Count		Amount
Cash receipts issued:	140	\$	118,673.57
Treasurer Deposits:	25	\$	197,713.19
Healthcare Invoices processed:	14	\$	1,294,476.66
Retiree premium payments processed:	224	\$	32,728.00
<65 Retiree Prepaid 401h reimbursements processed:	84	\$	25,075.00
>65 Retiree Prepaid 401h reimbursements processed:	191	\$	34,900.00
Wire transfers executed:	56	\$	13,132,197.69
EFT files processed:	15	\$	5,279,830.82
Accounts Payable checks printed and distributed:	1586	\$	4,008,035.77
Jury checks printed and disbursed:	1191	\$	28,880.00
Payroll advices printed and distributed:	1880		
Payroll checks printed and distributed:	70		
Stop payments issued:	34		
Positive Pay files processed:	41		
Journal Entries posted:	133		

Submitted for compliance with Local Government Code Sec. 114.026 subsection (a)(3)  
I certify to the best of my knowledge the above is true and correct.

A handwritten signature in blue ink that reads "Cathy Campbell".

Cathy Campbell, CCT,CIO  
Brazoria County Treasurer

## Brazoria County Fund Balance Activity for April 2015

General Ledger Fund balances are of the last day of the month and may not include all journal entries and adjustments for that month.  
 Bank accounts have been reconciled or, are in the process of being reconciled to the general ledger since this report was generated.  
 Submitted for compliance with Local Government Code Sec. 114.026 subsection (c)

Fund	Cash				Investments			
	Opening GL Balance	GL Debit	GL Credit	GL Ending Balance	Opening GL Balance	GL Debit	GL Credit	GL Ending Balance
10000 - General Fund	\$31,411,944.71	\$16,926,328.93	\$24,805,096.84	\$23,533,176.80	\$71,723,612.35	\$2,199,465.28	\$1,907,000.00	\$72,016,077.53
10100 - General Fund - Construction	\$162,728.60	\$42.66	\$1,825.00	\$160,946.26				
10200 - Juv Prob Fees	\$228,448.95	\$1,851.62	\$0.00	\$230,300.57				
10400 - Env Health-Retail Food Permits	-\$14,332.36	\$850.00	\$10,685.65	-\$24,168.01				
10500 - District Clerk Contingency	\$317,536.57	\$4,618.33	\$3,210.47	\$318,944.43	\$252,862.53	\$10.89	\$0.00	\$252,873.42
10600 - Fire Training Field	\$63,944.10	\$16.74	\$820.83	\$63,140.01				
10700 - Parks Special Events	\$16,438.20	\$4.28	\$286.24	\$16,156.24				
10850 - CPS-Donations	\$22,328.49	\$564.96	\$301.31	\$22,592.14				
10900 - CPS-Bikes & Bears	\$111.36	\$0.03	\$0.00	\$111.39				
20000 - Road and Bridge Non-Construct	\$36,834,084.18	\$1,442,563.66	\$2,089,542.49	\$36,187,105.35	\$2,233,028.75	\$178.54	\$0.00	\$2,233,207.29
20500 - Road and Bridge Construction	-\$11,176,186.87	\$43,618.12	\$827,853.29	-\$11,960,422.04				
30000 - USDA-WIC	\$0.00	\$0.00	\$0.00	\$0.00				
30100 - TDH-WIC-Other	-\$287,677.08	\$226,399.43	\$163,661.58	-\$224,939.23				
30200 - USDA-WIC Peer Counseling	\$0.00	\$0.00	\$0.00	\$0.00				
30300 - USDA-WIC Registered Diet	\$0.00	\$0.00	\$0.00	\$0.00				
30400 - USDA-WIC Lactation Reimb.	\$0.00	\$0.00	\$0.00	\$0.00				
30500 - HHS-PPCPS-CRI	-\$14,379.24	\$13,484.98	\$6,076.22	-\$6,970.48				
30600 - HHS-BRHLO-Comm, Rural Hlth	-\$23,404.59	\$6,970.02	\$4,259.51	-\$20,694.08				
30700 - HHS-PPCPS-HAZARDS	-\$76,193.81	\$53,008.31	\$23,140.95	-\$46,326.45				
30710 - HHS-INFECTIOUS_DIS_CTRL_UNIT	\$6,965.80	\$7,042.68	\$8,652.93	\$5,355.55				
30800 - HHS-CPS-Title IV-E-FCM	-\$39,562.49	\$2,474.44	\$12,710.15	-\$49,798.20				
30850 - HHS-CPS-Title IV-E Legal Svcs	-\$120,426.18	\$25,500.34	\$41,985.07	-\$136,910.91				
30900 - HHS-TIPC-Title IV-E FosterCare	\$0.00	\$0.00	\$0.00	\$0.00				
31100 - DHS-Repetitive Flood Claims	\$0.00	\$0.00	\$0.00	\$0.00				
31200 - DHS-EOC-Retrofit Project	-\$17,949.91	\$0.00	\$0.00	-\$17,949.91				
31300 - DHS-Buffer Zone Protection	\$0.00	\$0.00	\$0.00	\$0.00				
31500 - DHS-St-Homeland Sec-UASI	-\$74,362.24	\$73,449.48	\$2,124.62	-\$3,037.38				
31600 - DHS-St-Homeland Security	-\$46,858.50	\$46,858.50	\$408.00	-\$408.00				
31800 - DHS-EOGCP-Emer Oper Ctr Grant	\$13.95	\$0.00	\$0.00	\$13.95				
32005 - HUD-FY05-Section 8 Housing-ADM	\$33,099.29	\$8.78	\$0.00	\$33,108.07				
32006 - HUD-FY06-Section 8 Housing-ADM	\$105,103.08	\$27.87	\$0.00	\$105,130.95				
32007 - HUD-FY07-Section 8 Housing-ADM	\$19,002.08	\$5.04	\$0.00	\$19,007.12				

General Ledger	Fund	Opening GL Balance	Cash				Investments			
			GL Debit	GL Credit	GL Ending Balance	Opening GL Balance	GL Debit	GL Credit	GL Ending Balance	
32008 - HUD-PI08-Section 8 Housing-ADM		\$37,576.38		\$9.96	\$0.00	\$37,586.34				
32009 - HUD-PI09-Section 8 Housing-ADM		\$82,410.58		\$21.85	\$0.00	\$82,432.43				
32010 - HUD-PI10-Section 8 Housing-ADM		\$119,408.56		\$31.66	\$0.00	\$119,440.22				
32011 - HUD-PI11-Section 8 Housing-ADM		\$89,492.78		\$23.73	\$0.00	\$89,516.51				
32012 - HUD-PI12-Section 8 Housing-ADM		\$35,506.14		\$9.41	\$0.00	\$35,515.55				
32013 - 2013-Section 8-Adm		\$139,266.21		\$64,362.78	\$67,854.69	\$135,774.30				
32110 - HUD-PI10-Section 8 Housing-HAP		\$86,534.50		\$35.52	\$0.00	\$86,670.02				
32113 - 2013-Section 8-HAP		\$19,832.54		\$497,976.00	\$470,497.00	\$47,311.54				
32211 - HUD-CDBG-2011		\$0.00		\$0.00	\$0.00	\$0.00				
32212 - HUD-CDBG-PI2012		\$5,206.79		\$15,607.71	\$28,951.91	-\$8,137.41				
32213 - CDBG		-\$14,587.64		\$0.00	\$56,744.67	-\$71,329.31				
32214 - HOME		-\$1,468.24		\$6,843.58	\$7,170.99	-\$1,795.65				
32215 - ESG		-\$8,790.20		\$272.04	\$2,795.34	-\$11,313.50				
32600 - HUD-Texas CDBG		\$2,291,653.41		\$25,640.40	\$2,328,118.72	-\$10,824.91				
33200 - USDOL-Crime Vict Assist-VOCA		-\$11,022.20		\$14,446.57	\$17,367.58	-\$13,943.21				
33250 - USDOL-CSCD-Victim Svcs Prg		-\$5,201.51		\$12,026.37	\$14,190.34	-\$7,365.48				
33300 - USDOL-Drug Court Program		-\$104,808.61		\$6,251.44	\$37,140.59	-\$135,697.76				
33310 - USDOL-DWI Court Program		-\$45,641.12		\$3,242.37	\$21,075.29	-\$63,475.04				
33500 - USDOL-DEA-Narcotics OT Exp		-\$2,358.00		\$1,269.49	\$0.00	-\$1,088.51				
33900 - USDOL-SCAAP		\$72,753.14		\$19.29	\$0.00	\$72,772.43				
34100 - DOI-Mutual Fire Prot, Dis A		\$15.52		\$0.00	\$0.00	\$15.52				
34200 - DOI-Parks Boating Access		-\$19,870.38		\$256.83	\$109,347.83	-\$128,961.38				
34250 - DOI-Swan Lake Boat Ramp		\$0.00		\$0.00	\$0.00	\$0.00				
34400 - USDOT-CR 257 Repairs		-\$14,443.37		\$0.00	\$520.00	-\$14,963.37				
34700 - IMLS-Library Mobile Proj Rnd 2		\$0.00		\$0.00	\$0.00	\$0.00				
34820 - USDC-SLP Dune Walkover		-\$12,227.83		\$11.73	\$0.00	-\$12,216.10				
34850 - USTREAS-Restore Act Projects		-\$147,669.45		\$0.00	\$27,517.88	-\$175,187.33				
34860 - DOI-Parks - CIAP Grant		-\$210,819.47		\$37,684.79	\$6,092.10	-\$179,226.78				
34912 - USDOT-1212ANGLE-Wildlife		\$0.00		\$0.00	\$0.00	\$0.00				
34913 - TXDOT 1312ANGLE-APRON		\$0.00		\$0.00	\$0.00	\$0.00				
34914 - TXDOT 1412ANGLE-APRON-CONSTRUC		\$239,648.94		\$0.00	\$0.00	\$239,648.94				
34915 - TXDOT-15HGANGLE-HANGAR		\$0.00		\$0.00	\$0.00	\$0.00				
34950 - USDOT-Terminal Building		\$0.00		\$0.00	\$0.00	\$0.00				
35000 - IJUD-State Aid		-\$218,812.41		\$252,078.71	\$234,029.78	-\$200,763.48				
35650 - IJPC-JIAEP-Boot Camp-8/31		-\$227,932.28		\$45,827.64	\$115,383.66	-\$297,488.30				
35800 - IJPC-JIAEP-Boot Camp-7/31		-\$11,418.73		\$6.00	\$0.00	-\$11,412.73				
35900 - IJUD-Mental Health Services		-\$68,585.82		\$3,424.00	\$6,758.07	-\$43,919.89				
36100 - TCRC-LIRAP Prg		\$0.00		\$0.00	\$0.00	\$0.00				
36400 - TCRC-Local Initiatives Prg		\$52.36		\$0.00	\$0.00	\$52.36				



Fund	Cash				Investments			
	Opening GL Balance	GL Debit	GL Credit	GL Ending Balance	Opening GL Balance	GL Debit	GL Credit	GL Ending Balance
37000 - OAG-VAG Grant								
37200 - DIPS-CPS-Title IV-B-Correr Svc								
37300 - TDHCA-Army Young Barrier Remova								
37400 - TDH-Immunization								
37800 - OAG-Regional Juv Mental Hlth S								
37913 - TXDOT-M312ANGLE-FY13RAMP								
37914 - TXDOT-M222ANGLE-FY14RAMP								
37915 - TXDOT-FY13RAMP								
38000 - Emergency Mgmt-Fire Code								
38010 - Economic Development Tax Abate								
38100 - Vital Statistics Fee								
38110 - Records Management-Co. Clk.								
38120 - Records Archive-Co Clk								
38200 - Civ,Crim, Prob Records Mgmt								
38210 - County Graffiti Eradication								
38220 - City/District Court Technology								
38230 - Record Preservation-Cy/DistClk								
38300 - Child Abuse Prevention Fund								
38310 - Family Protection Fund								
38320 - Records Management-Dist. Clk.								
38330 - Records Archive-District Clerk								
38400 - JP Building Security Fund								
38410 - Justice Court Technology Fund								
38500 - Financial Security								
38600 - LEOSE								
38710 - D A Hot Check Collection								
38720 - D A Supplemental								
38730 - D A Forfeiture, CDP Chapter 59								
38810 - Voter Registration-Tax Office								
38820 - Special Inv,Dealer Escrow-Tax								
38830 - Scofflaw Fees, TTC Sect 502.01								
38910 - Election Services Contract								
38920 - Elections - HAVA Equip. Rental								
39100 - Sheriff Contraband Forfeiture								
39110 - Braz Crty Narcotics Task Force								
39120 - Sheriff Commissary Fund								
39130 - Sheriff-Federal Forfeiture								
39200 - Juvenile Case Manager Fund								
39210 - CSCD-Bond Supervision								

Fund	General Ledger			Cash			Investments		
	Opening GL Balance	GL Debit	GL Credit	GL Ending Balance	Opening GL Balance	GL Debit	GL Credit	GL Ending Balance	
39300 - Reliant Energy CARE Program	\$22,773.95	\$10,000.00	\$600.00	\$32,173.95					
39310 - UnitedWay-Emergency Assistance	\$6,233.93	\$1.34	\$1,172.28	\$5,062.99					
39400 - Book Sale	\$5,150.80	\$1.35	\$0.00	\$5,152.15					
39410 - Library Administration	\$170,291.50	\$9,220.30	\$11,484.29	\$168,027.51					
39500 - SEP-Wastewater-EnvHlth-TCEQ	\$24,156.84	\$0.00	\$0.00	\$24,156.84					
39600 - SEP-Parks-TCEQ	\$0.00	\$0.00	\$0.00	\$0.00					
39610 - Parks Improvements	\$0.00	\$0.00	\$0.00	\$0.00					
39620 - Shoreline Rest. Task Force	\$7,861.17	\$2.08	\$0.00	\$7,863.25					
39630 - 2006 GOM Energy Security Act	\$48,600.10	\$12.89	\$0.00	\$48,612.99					
39700 - Lateral Road Fund	\$85,152.00	\$0.00	\$0.00	\$85,152.00					
39710 - Road & Bridge, Ch 152, Tx Code	\$0.00	\$0.00	\$0.00	\$0.00					
39720 - Special Projects	\$0.00	\$0.00	\$0.00	\$0.00					
39751 - Benefield Special Assessment	\$0.00	\$0.00	\$0.00	\$0.00					
39752 - CR 313A Special Assessment	\$0.00	\$0.00	\$0.00	\$0.00					
39759 - Bailey Oakwood Creek SP Asses	\$9,562.15	\$13,719.00	\$735.00	\$22,546.15					
39760 - CR 64 Extension-Spec Assessment	\$0.00	\$0.00	\$0.00	\$0.00					
39761 - WinkWynn Special Assessment	\$0.00	\$0.00	\$0.00	\$0.00					
39762 - Vivian St Lazy Oaks Spec Asses	\$0.00	\$0.00	\$0.00	\$0.00					
39800 - Law Library	\$151,864.28	\$53,960.21	\$62,836.89	\$142,987.60	\$205,529.99	\$8.86	\$0.00	\$205,538.85	
39900 - Mosquito Control District	\$2,254,750.60	\$177,791.49	\$130,969.44	\$3,301,572.65	\$618,446.78	\$26.61	\$0.00	\$618,473.39	
40000 - 2003 Cert of Oblig-I,S	\$312,176.15	\$57,923.70	\$0.00	\$370,099.85	\$18,347.55	\$0.90	\$0.00	\$18,348.45	
41000 - 2006 Cert of Oblig-I,S	\$156,263.79	\$66,563.14	\$0.00	\$222,826.93	\$460,430.03	\$19.85	\$0.00	\$460,449.88	
42000 - 2012 Cert of Oblig-I,S	\$425,510.45	\$66,982.44	\$0.00	\$492,492.89					
43000 - Tax Notes, Series 2013 IBS	\$369,456.69	\$113,648.08	\$0.00	\$255,808.61					
45000 - Road Bonds-Mobility-I,S	\$2,019,663.81	\$239,110.86	\$0.00	\$3,258,774.67	\$131,065.88	\$5.59	\$0.00	\$131,071.47	
45100 - Mobility-BuildAmerica-I,S	\$855,099.76	\$118,144.19	\$0.00	\$736,955.57					
46000 - Sheriff, Det Complex-I,S	\$693,923.45	\$1,566.80	\$0.00	\$695,490.25	\$1,175,272.27	\$50.60	\$0.00	\$1,175,322.87	
51000 - 2006 Certificate of Obligation	\$655,293.36	\$171.65	\$7,900.00	\$647,565.01					
52000 - 2012 Cert of Oblig,C,M	\$8,981,823.64	\$0.00	\$277,778.93	\$9,259,602.57	\$15,488,501.34	\$1,728.79	\$0.00	\$15,490,230.13	
53000 - Tax Notes, Series 2013 C&M	\$375,159.79	\$58.03	\$156,285.81	\$218,932.01	\$5,010,365.10	\$559.24	\$0.00	\$5,010,924.34	
55000 - Mobility Plan	\$3,474,977.35	\$0.00	\$42,820.86	\$3,517,798.21	\$4,619.20	\$0.30	\$0.00	\$4,619.50	
55100 - Mobility-BuildAmericaBonds	\$131,765.62	\$3.56	\$1,331.17	\$130,488.01	\$5,675,780.43	\$244.39	\$0.00	\$5,676,024.82	
57000 - Hwy 6 ROW Acquisition-C,M	\$168,315.56	\$1,000.00	\$0.00	\$167,315.56	\$101,789.69	\$4.35	\$0.00	\$101,794.04	
57200 - Ring of Honor	\$26,122.15	\$342.02	\$0.00	\$26,464.17					
60500 - Airport Operating	\$121,947.30	\$206,450.81	\$195,450.56	\$110,947.05					
71000 - Health Care Benefits	\$2,436,428.52	\$1,280,455.59	\$1,511,958.22	\$3,204,925.89					
72000 - Employee Health Clinic	\$1,023,771.10	\$0.00	\$54,226.57	\$1,077,997.67					
73000 - Insurance Reserve	\$393,720.06	\$254.06	\$1,401.47	\$392,572.65	\$847,874.95	\$36.57	\$0.00	\$847,911.52	
81000 - B Cnty Groundwater Conservy Dist	\$990,475.90	\$19,344.35	\$11,134.02	\$988,686.23					

General Ledger	Fund	Cash				Investments			
		Opening GL Balance	GL Debit	GL Credit	GL Ending Balance	Opening GL Balance	GL Debit	GL Credit	GL Ending Balance
	81100 - Braz Cnty Toll Road Authority	-\$10,956,981.27	\$0.00	\$118,664.28	-\$11,075,645.55				
	81200 - BrazCnty/FreshwatersSupply/Dist2	\$7,726.63	\$0.00	\$0.00	\$7,726.63				
	81500 - CSCD-Sub Abuse-Outpatient-DP	\$66,260.12	\$69,463.60	\$24,339.51	\$111,384.21				
	81600 - CSCD-TAIP Treatment Alter.	-\$18,652.00	\$14,085.00	\$3,078.00	-\$7,645.00				
	81700 - CSCD-Mental Health Caseloads	-\$6,709.50	\$26,136.19	\$18,190.60	\$1,236.09				
	81800 - CSCD-Supervision Program	\$1,371,961.51	\$573,055.15	\$425,525.95	\$1,519,490.71				
	81850 - CSCD-Evidence Based Assessment	\$0.00	\$0.00	\$0.00	\$0.00				
	81900 - CSCD-Comm Corr-Op Hab Caseload	\$19,227.75	\$54,957.42	\$26,109.70	\$48,075.47				
	82000 - CSCD-Comm Corr-Life	\$0.00	\$0.00	\$0.00	\$0.00				
	82100 - CSCD-Comm Corr-Sex Offender	\$6,564.94	\$41,487.21	\$21,806.96	\$26,245.19				
	82200 - CSCD-Comm Corr-Substance Abuse	\$15,910.81	\$43,928.39	\$21,779.55	\$38,059.65				
	82300 - CSCD-Operation Habilitation DP	\$3,259.05	\$29,464.44	\$12,888.73	\$19,834.76				
	82400 - CSCD-New Caseload Reduction-DP	\$0.00	\$0.00	\$0.00	\$0.00				
	87500 - Payroll Clearing	-\$6,671,118.17	\$4,061,874.58	\$0.00	-\$2,609,243.59				
	88000 - Trust & Agency	\$0.00	\$0.00	\$0.00	\$0.00				
	88200 - Brazos Mall	\$50,734.40	\$0.00	\$2,080.00	\$48,654.40				
	88300 - SH288 @ CR 56 Overpass	\$0.00	\$0.00	\$0.00	\$0.00				
	89000 - Historical Commission	-\$354.72	\$0.00	\$0.09	-\$354.81	\$16,612.69	\$0.60	\$0.00	\$16,613.29

BRAZORIA COUNTY  
PORTFOLIO REPORT  
April 2015

Current Date: 4/30/2015

Fund	Description	Type	CUSIP	Coupon	Settle Date	Maturity Date	First Call Date	Par Value	Purch Price	Purch Cost	Book Value	Mkt Price	Mkt Value	Days to Mat	YTM	Interest Earned
10000	FHLMC	Agency	3134G4NQT	0.750	12/27/13	12/27/16	06/27/14	2,000,000.00	100.000	2,000,000.00	2,000,000.00	1.0010	2,002,000.00	607	0.750	
10000	FHLB	Agency	3130A1YF9	1.000	05/26/14	05/26/17	08/26/14	2,000,000.00	100.000	2,000,000.00	2,000,000.00	1.0006	2,001,200.00	757	1.050	
10000	FHLMC	Agency	3134G56A8	1.000	06/16/14	06/16/17	09/16/14	2,000,000.00	100.000	2,000,000.00	2,000,000.00	1.0010	2,002,000.00	778	1.000	
10000	FHLMC	Agency	3134G57G4	1.020	06/30/14	06/30/17	09/30/14	2,000,000.00	100.000	2,000,000.00	2,000,000.00	1.0014	2,002,800.00	792	1.020	
10000	FHLB	Agency	3130A2BR6	1.050	06/30/14	06/30/17	09/30/17	2,000,000.00	100.000	2,000,000.00	2,000,000.00	1.0014	2,002,800.00	792	1.050	
10000	FHLMC	Agency	3134G5AR6	1.000	07/07/14	07/07/17	01/07/15	2,000,000.00	100.000	2,000,000.00	2,000,000.00	1.0043	2,008,600.00	799	1.000	
10000	FHLB	Agency	3130A2UB0	1.120	08/25/14	08/25/17	02/25/15	1,000,000.00	100.000	1,000,000.00	1,000,000.00	1.0016	1,001,600.00	848	1.120	
10000	FHLB	Agency	3130A4AC6	1.400	02/27/15	02/27/18	05/27/15	2,000,000.00	100.000	2,000,000.00	2,000,000.00	1.0009	2,001,800.00	1034	1.400	
10000	FHLMC	Agency	3134G6FK4	1.375	03/05/15	03/05/18	06/05/15	2,000,000.00	100.000	2,000,000.00	2,000,000.00	1.0011	2,002,200.00	1040	1.375	
10000	FHLMC	Agency	3134G6UL5	1.000	04/27/15	10/24/17	07/25/15	2,000,000.00	100.000	2,000,000.00	2,000,000.00	1.0000	2,000,000.00	908	1.000	
10000	FHLMC	Agency	3134G6JU0	1.200	04/30/15	04/27/18	07/25/15	2,000,000.00	100.000	2,000,000.00	2,000,000.00	1.0000	2,000,000.00	1093	1.200	
10000	FHLMC	Agency	3134G3P38	0.750	10/25/13	10/05/16	04/05/14	2,907,000.00	100.000	2,908,211.25	2,908,211.25					10,901.25
10000	FHLB	Agency	3130A1FT0	1.050	04/17/14	04/17/17	07/17/14	2,000,000.00	100.000	2,000,000.00	2,000,000.00					10,500.00
10000	FHLB	Agency	3130A2UB0	1.120	08/25/14	08/25/17	02/25/15	1,000,000.00	100.000	1,000,000.00	1,000,000.00					1,928.89

997	TexPool	LGP		0.050				56,709,199.48	100.000	56,709,199.48	56,709,199.48	100.00	56,709,199.48	1	0.050	2,412.11
998	Texas Class	LGP		0.140				27,938,592.24	100.000	27,938,592.24	27,938,592.24	100.00	27,938,592.24	1	0.140	3,118.05
999	Depository	Cash		0.500				38,721,814.47	100.000	38,721,814.47	38,721,814.47	100.00	38,721,814.47	1	0.500	15,903.48
								<b>150,276,606.19</b>		<b>150,277,817.44</b>	<b>144,369,606.19</b>		<b>144,394,606.19</b>	<b>126</b>	<b>0.339</b>	<b>44,763.78</b>

This report is presented in accordance with the Texas Government Code Title 10 Section 2256.023 and I certify, that to the best of my knowledge the above is true and correct.

*Cathy Campbell*  
Cathy Campbell, OCT, CIO  
Brazoria County Treasurer

**BRAZORIA COUNTY  
DATA SUMMARY  
April 2015**

Type Breakdown:	Book Value	Percent	Wtd Avg Mat	Wtd Avg Yield
LGIP	84,647,791.72	58.63%	1	0.080
Agency	21,000,000.00	14.55%	859	1.086
Cash	38,721,814.47	26.82%	1	0.500
	144,369,606.19	100.00%	126	0.339

Issuer Breakdown:	Book Value	Percent	Wtd Avg Mat	Wtd Avg Yield
FNMA	-			
FHLB	7,000,000.00	4.85%	859	1.160
FHLMC	14,000,000.00	9.70%	860	1.049
FAMCA	-			
FFCB	-	0.00%		
FMCDN	-			
TexPool	56,709,199.48	39.28%	1	0.050
Texas Class	27,938,592.24	19.35%	1	0.140
Depository	38,721,814.47	26.82%	1	0.500
	144,369,606.19	100.00%	126	0.339

Fund Breakdown:	Book Value	Percent	Wtd Avg Mat	Wtd Avg Yield
10000	21,000,000.00	14.55%	859	1.086
20500	-	0.00%		
997	56,709,199.48	39.28%	1	0.050
998	27,938,592.24	19.35%	1	0.140
999	38,721,814.47	26.82%	1	0.500
	144,369,606.19	100.00%	126	0.339

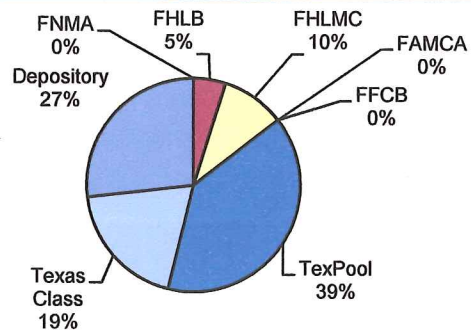
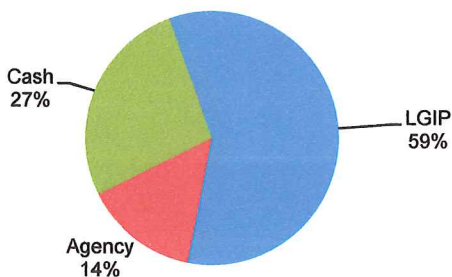
Maturity Breakdown:	Book Value	Percent
Less Than 90 Days	123,369,606.19	85.45%
90 to 180 Days	-	0.00%
181 to 365 Days	-	0.00%
More Than 365 Days	21,000,000.00	14.55%
	144,369,606.19	100.00%

**BRAZORIA COUNTY**  
**Summary Investment Report**  
**For the Period Ending 04-30-15**

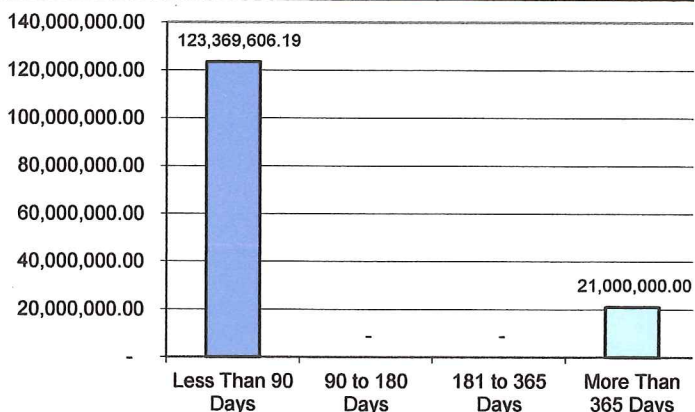
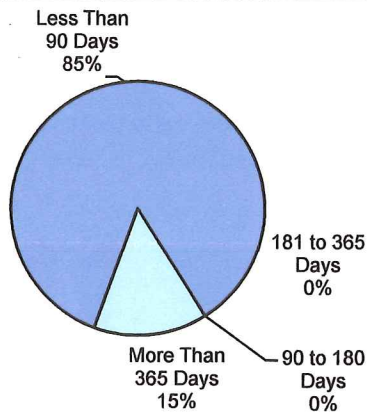
Total Portfolio Summary			
	Current Month 4/30/2015	Prior Month 3/31/2015	Change From Prior
Book Value	144,369,606	149,816,607	(5,447,001)
Market Value	144,394,606	149,978,807	(5,584,201)
Market Value%	100.02%	100.11%	-0.09%
Weighted Average Maturity - Days	126 days	116 days	9
Weighted Average Yield	0.34%	0.34%	0.00%

Portfolio Composition by Fund			
Fund Name	4/30/2015 Book Value	Wtd Avg Yield	Wtd Avg Maturity
10000	21,000,000.00	1.086%	859
20500	-		
997	56,709,199.48	0.050%	1
998	27,938,592.24	0.140%	1
999	38,721,814.47	0.500%	1
<b>TOTALS:</b>	<b>144,369,606.19</b>	<b>0.34%</b>	<b>126 days</b>

Portfolio Composition by Security Type	Portfolio Composition by Issuer
--	---------------------------------



Maturity Distribution
-----------------------





**CATHY CAMPBELL, CCT, CIO**  
**BRAZORIA COUNTY TREASURER**

111 E. Locust, Room 305    Angleton, Texas 77515-4654  
979-864-1353    FAX 979-864-1680

Attached is a copy of the management reports for the securities that were pledged to Brazoria County by First National Bank of Lake Jackson and Wells Fargo Bank for the month of April 2015.

"I CERTIFY THAT TO THE BEST OF MY KNOWLEDGE THE ATTACHED ARE TRUE AND CORRECT."

A handwritten signature in blue ink that reads "Cathy Campbell".

Cathy Campbell, CCT, CIO  
Brazoria County Treasurer



Public Funds Collateral Unit  
 333 Market Street, 15th Floor  
 San Francisco, CA 94105-2102  
 Phone: 1-877-479-6603  
 publicfundscollateral@wellsfargo.com

# PUBLIC FUNDS

**STATEMENT PERIOD**  
 04/01/2015 - 04/30/2015

BRAZORIA COUNTY  
 CATHY CAMPBELL  
 111 E. LOCUST, SUITE 305  
 ANGLETON, TX 77515

## DAILY COLLATERAL REPORT

Date	Deposit Total	FDIC Insurance	Total Deposits Requiring Collateral	Collateral Value	Required Collateral Level	Collateral Value vs. Required Collateral
04/01/2015	8.44	8.44	0.00	0.00	0.00	0.00
04/02/2015	8.44	8.44	0.00	0.00	0.00	0.00
04/03/2015	8.44	8.44	0.00	0.00	0.00	0.00
04/04/2015	8.44	8.44	0.00	0.00	0.00	0.00
04/05/2015	8.44	8.44	0.00	0.00	0.00	0.00
04/06/2015	8.44	8.44	0.00	0.00	0.00	0.00
04/07/2015	8.44	8.44	0.00	0.00	0.00	0.00
04/08/2015	8.44	8.44	0.00	0.00	0.00	0.00
04/09/2015	8.44	8.44	0.00	0.00	0.00	0.00
04/10/2015	8.44	8.44	0.00	0.00	0.00	0.00
04/11/2015	8.44	8.44	0.00	0.00	0.00	0.00
04/12/2015	8.44	8.44	0.00	0.00	0.00	0.00
04/13/2015	8.44	8.44	0.00	0.00	0.00	0.00
04/14/2015	8.44	8.44	0.00	0.00	0.00	0.00
04/15/2015	8.44	8.44	0.00	0.00	0.00	0.00
04/16/2015	8.44	8.44	0.00	0.00	0.00	0.00
04/17/2015	8.44	8.44	0.00	0.00	0.00	0.00
04/18/2015	8.44	8.44	0.00	0.00	0.00	0.00
04/19/2015	8.44	8.44	0.00	0.00	0.00	0.00
04/20/2015	8.44	8.44	0.00	0.00	0.00	0.00
04/21/2015	8.44	8.44	0.00	0.00	0.00	0.00
04/22/2015	8.44	8.44	0.00	0.00	0.00	0.00
04/23/2015	8.44	8.44	0.00	0.00	0.00	0.00
04/24/2015	8.44	8.44	0.00	0.00	0.00	0.00
04/25/2015	8.44	8.44	0.00	0.00	0.00	0.00
04/26/2015	8.44	8.44	0.00	0.00	0.00	0.00
04/27/2015	8.44	8.44	0.00	0.00	0.00	0.00
04/28/2015	8.44	8.44	0.00	0.00	0.00	0.00
04/29/2015	8.44	8.44	0.00	0.00	0.00	0.00
04/30/2015	8.44	8.44	0.00	0.00	0.00	0.00



# Reportfolio

Management Report  
Pledged To: BRAZORIA COUNTY

Section V-C  
Date: 30-Apr-15  
Page: 17

First National Bank of Lake Jackson, Lake Jackson, T  
Published: 4/29/2015 11:37:59 AM

## Safekeeping

Code	Cusip Trans#	Description Maturity	Perfund	Pool Coupon	Moody StdPoor	Original Face Pledged Percent	Original Face Value	Pledged Par Value	Pledged Book Value	Pledged Market Value
FHLB	3136ACSZ5 312714201303201	FNR 2013-16 YC 3/25/2043		2.000		\$2,000,000.00 100.00%	\$2,000,000.00	\$1,669,200.30	\$1,667,653.65	\$1,654,135.77
FEDERAL HOME LOAN BANK AFS										

3 CMOs - Fixed Rate

Total Pledged	131 To: BRC	BRAZORIA COUNTY	\$0.00	Munis with Maturity Under 2 Years	\$0.00	Other securities with Stated Maturity Under 2 Years	\$318,255,807.00	\$102,490,128.43	\$104,276,117.31	\$107,760,913.65
			\$0.00	Munis with Maturity Over 2 Years	\$102,490,128.43	Other securities with Stated Maturity Over 2 Years				

\*\* If no data is shown, then there are no pledges for the current period.