



**CERTIFIED COPY
BRAZORIA COUNTY COMMISSIONERS' COURT**

ORDER NO. 7.T.1

**RE: TREASURER'S MONTHLY REPORT AND
INVESTMENT REPORT FOR AUGUST 2017**

Approve the Treasurer's Monthly Report and Monthly Investment Report for August 2017. This order and affidavit must be filed with the County Clerk. It is further requested a certified copy of this order be returned to the County Treasurer.

RESULT:	PASSED [UNANIMOUS]
MOVER:	Stacy L. Adams, Commissioner
SECONDER:	Ryan Cade, Commissioner
AYES:	Judge Sebesta, Commissioner Payne, Commissioner Cade, Commissioner Adams, Commissioner Linder

STATE OF TEXAS §

COUNTY OF BRAZORIA §

I, **Joyce Hudman, Clerk County Court and Ex-Officio Clerk of the Commissioners' Court of Brazoria County, Texas**, do hereby certify that the foregoing is a true and correct copy of that certain:

ORDER NO. 7.T.1

**RE: TREASURER'S MONTHLY REPORT AND
INVESTMENT REPORT FOR AUGUST 2017**

as passed by the Commissioners' Court on the 24th day of OCTOBER, A.D., 2017, Special Meeting Term of Commissioners' Court and as the same appear(s) in the Commissioners' Court Records of Brazoria County, Texas.

**GIVEN UNDER MY HAND AND SEAL OF OFFICE, this the 25th DAY OF
OCTOBER, A. D., 2017.**

JOYCE HUDMAN, Clerk County Court
and Ex-Officio Member of the Commissioners'
Court of Brazoria County, Texas

By: 
T. Reynolds, Deputy

October 24, 2017

**THE COMMISSIONERS' COURT OF BRAZORIA COUNTY
SPECIAL MEETING**

ORDER NO.

RE: Treasurer's Monthly Report and Investment Report for August 2017

Approve the Treasurer's Monthly Report and Monthly Investment Report for August 2017. This order and affidavit must be filed with the County Clerk. It is further requested a certified copy of this order be returned to the County Treasurer.



CATHY CAMPBELL, CCT, CIO
BRAZORIA COUNTY TREASURER

111 E. Locust, Room 305 Angleton, Texas 77515-4654
979-864-1353 FAX 979-864-1680

Attached is the Monthly Treasurer's Report submitted by Cathy Campbell, Brazoria County Treasurer for the month of AUGUST 2017. This report is submitted in compliance with the Local Government Code Sec. 114.026 and contains:

Commissioners' Court Affidavit: 114.026 (d)
Monies received and disbursed: 114.026 (a) (1)
Debts due to* and owed by the county: 114.026 (a) (2)
All other proceedings in the Treasurer's office: 114.026 (a) (3)
Brazoria County general ledger fund activity: 114.026 (c)

Brazoria County Investment Portfolio for AUGUST 2017: 2256.023

Note: debts due to the County are reported to the Court separately by collecting offices

"I CERTIFY THAT TO THE BEST OF MY KNOWLEDGE THE ATTACHED REPORTS ARE TRUE AND CORRECT."


Cathy Campbell, CCT, CIO
Brazoria County Treasurer


MINUTES OF COUNTY FINANCES
TREASURER'S MONTHLY REPORT
AFFIDAVIT
COMMISSIONERS' COURT OCTOBER 24, 2017

BEFORE ME, the undersigned authority, a Notary Public in and for Brazoria County, Texas, on this day personally appeared the Members of Brazoria County Commissioners' Court and who after being duly sworn upon their oaths do hereby state as follows:

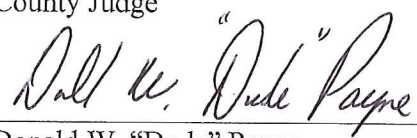
The requirements of Subsection (c) of the Texas Local Government Code §114.026 have been met and that we have reviewed and examined the Monthly Report of: **CATHY CAMPBELL**, Treasurer of Brazoria County, Texas for **AUGUST 2017**.

Further, having taken reasonable steps to ensure its accuracy as presented, approve the report and enter this order into the minutes which state total cash and other assets in the custody of the County Treasurer at the time of the examination to be \$152,521,186.83.

The Treasurer's report and this affidavit will be published on the Brazoria County website.




L.M. "Matt" Sebesta, Jr.
County Judge




Donald W. "Dude" Payne
Commissioner Precinct 1



Ryan Cade
Commissioner Precinct 2





Stacy L. Adams
Commissioner Precinct 3



David R. Linder
Commissioner Precinct 4

SUBSCRIBED AND SWORN TO BEFORE ME THIS 24th DAY OF OCTOBER 2017.





Notary Public in and for Brazoria County, Texas
My Commission Expires: 01.25.19

BRAZORIA COUNTY Bank Account Activity and Interest Report for August 2017

Account	Ending Bank Balance 07/31/2017	Deposits and Other Credits Received	Checks and Other Debits Disbursed	Ending Bank Balance 08/31/2017	MONTHLY Interest Earned
FIRST NATIONAL BANK OF LAKE JACKSON					
Tax Assessor/Collector GOVPAY Acct	667,556.93	770,231.77	(794,497.80)	643,290.90	355.74
Tax Assessor/Collector Veh Inventory Prop Tax	1,044,395.52	162,984.79	(305.87)	1,207,074.44	738.68
Payroll	1,394,794.31	8,072,535.88	(8,366,648.23)	1,100,681.96	932.24
Operating	24,263,680.50	24,550,567.03	(23,978,340.39)	24,835,907.14	15,097.04
Jury Fund	288,321.00	90.00	(28,930.00)	259,481.00	185.73
Tax Assessor/Collector Boat Sales Tax *	2,902.87	43,690.75	(42,902.40)	3,691.22	2.71
County Clerk Trust Fund	1,961,074.19	369,707.80	(174,077.93)	2,156,704.06	1,525.81
District Clerk Trust Fund	1,989,243.62	25,334.00	(202,796.57)	1,811,781.05	1,375.13
Tax Assessor/Collector Motor Vehicle Acct	1,512,639.70	5,656,088.77	(5,780,094.22)	1,388,634.25	915.11
Tax Assessor/Collector Boat Collections	39,418.50	57,439.96	(57,615.37)	39,243.09	15.07
Tax Assessor/Collector Sales Tax Account *	473,919.84	3,555,932.40	(3,781,573.70)	248,278.54	285.48
Sheriff Barber Shop Education Training Program *	69,532.73	588.07	(2,970.89)	67,149.91	50.47
Comptroller Direct Deposit	579,192.96	1,272,835.75	(1,400,423.52)	451,605.19	304.19
Sheriff's Dept Narcotic Unit-Operations	4,125.67		(306.94)	3,818.73	2.84
Comm. Super & Corrections Dept. Restitution Acct	124,987.66	29,818.90	(52,667.64)	102,138.92	79.27
District Atty Check Collection Account	19,663.84	14,884.55	(13,270.71)	21,277.68	13.39
Tax Assessor/Collector Tax Account	3,091,537.46	2,757,191.54	(3,298,282.38)	2,550,446.62	1,602.24
Employee Benefit Trust Fund *	283,384.12	1,746,701.74	(1,164,863.45)	865,222.41	404.58
Investment Acct				0.00	0.00
Credit Card Account	278,228.79	486,256.38	(476,324.11)	288,161.06	118.73
E-Filing / E-Recording	91,155.25	276,802.10	(277,781.05)	90,176.30	50.25
Parks Credit Card	24,482.30	34,943.55	(50,546.75)	8,879.10	9.60
Juvenile Restitution Account	8,139.04	2,049.17	(6,126.39)	4,061.82	3.21
TouchPay Credit Card	10,511.60	28,921.00	(26,890.60)	12,542.00	5.46
First National Bank of Lake Jackson Totals	38,222,888.40	49,915,595.90	(49,978,236.91)	38,160,247.39	24,072.97
TOTAL Interest Earning Accounts EOM Balance				38,160,247.39	24,072.97
				994,061.18	
				39,154,308.57	

Non-int bearing Accts at the bank: Sheriff, County and District Clerks Cash Bonds; TCDBG-IKE; Inmate Trusts; TCEQ and Bail Bond Sec

This report is presented in accordance with The Texas Government Code Title 4 Sec. 114.026 (a)(1) and I certify that to the best of my knowledge the above is the true and correct cash balance remaining in the Treasurer's custody.



Cathy Campbell, CCF, CIO
Brazoria County Treasurer



Brazoria County Bond Payments - August 2017

	<u>INTEREST</u>	<u>PRINCIPAL</u>	<u>BAB SUBSIDY</u>	<u>TOTAL</u>
Series 2008 - Unlimited Tax Road Bonds	114,248.13	0.00		114,248.13
Series 2010A - Unlimited Tax Road Bonds	13,750.00	0.00		13,750.00
Series 2010B - Unlimited Tax Road Bonds (BAB)	364,136.85	0.00	(118,653.99)	245,482.86
Series 2012 - General Obligation Refnd Bonds	14,175.00	0.00		14,175.00
Series 2012 - Certificates of Obligation	554,925.00	0.00		554,925.00
Series 2012 - Unlimited Tax Road Bonds	113,100.00	0.00		113,100.00
Series 2013 - Limited Tax Notes	59,553.00	0.00		59,553.00
Series 2016 - Unlimited Tax Refunding Bonds	149,825.00	0.00		149,825.00
Series 2016 - Limited Tax Refunding Bonds	134,000.00	0.00		134,000.00
TOTAL PAYMENTS	1,517,712.98	0.00	(118,653.99)	1,399,058.99

The following pages show the remaining bond payments to be made by Brazoria County.

This report is presented in accordance with The Texas Government Code Title 4 Sec. 114.026 (a)(2)

Cathy Campbell, CCT, CIO
Brazoria County Treasurer

BRAZORIA COUNTY, TEXAS
Series 2008 - Unlimited Tax Road Bonds
Remaining Payment Schedule

FISCAL YEAR	INTEREST 1-Mar	PRINCIPAL 1-Mar	INTEREST 1-Sep	TOTAL PAYMENT
2018	114,248.13	380,000.00	106,648.13	600,896.26
2019	106,648.13	395,000.00	98,748.13	600,396.26
2020	98,748.13	410,000.00	90,343.13	599,091.26
2021	90,343.13	430,000.00	81,313.13	601,656.26
2022	81,313.13	445,000.00	71,856.88	598,170.01
2023	71,856.88	465,000.00	61,859.38	598,716.26
2024	61,859.38	485,000.00	51,250.00	598,109.38
2025	51,250.00	510,000.00	40,093.75	601,343.75
2026	40,093.75	530,000.00	28,500.00	598,593.75
2027	28,500.00	555,000.00	14,625.00	598,125.00
2028	14,625.00	585,000.00		599,625.00
	759,485.66	5,190,000.00	645,237.53	6,594,723.19

Debt History:
Date of Receipt 1-Jul-08
Amount of Issue \$8,000,000
True Int Cost 4.410%

Paying Agent:
U.S. Bank
ABA routing # 091000022
St. Paul, MN 55486-2639

BRAZORIA COUNTY, TEXAS
Series 2010A - Unlimited Tax Road Bonds
Remaining Payment Schedule

FISCAL YEAR	INTEREST 1-Mar	PRINCIPAL 1-Mar	INTEREST 1-Sep	TOTAL PAYMENT
2018	13,750.00	880,000.00	0.00	893,750.00
Total	13,750.00	880,000.00	0.00	893,750.00

Debt History:
 Date of Receipt 1-Mar-10
 Amount of Issue \$6,200,000
 Total Int Cost 3.900%

Paying Agent:
 U.S. Bank
 ABA routing # 091000022
 St. Paul, MN 55486-2639

BRAZORIA COUNTY, TEXAS
Series 2010B - Unlimited Tax Road Bonds
(Build America Bonds)
Remaining Payment Schedule

FISCAL YEAR	INTEREST 1-Mar	PRINCIPAL 1-Mar	INTEREST 1-Sep	BAB's SUBSIDY	TOTAL PAYMENT
2018	364,137.00	910,000.00	364,137.00	(236,268.00)	491,966.00
2019	364,137.00	935,000.00	343,234.00	(229,499.45)	1,387,871.55
2020	321,056.00	965,000.00	321,056.00	(215,522.25)	1,383,767.75
2021	297,201.00	1,000,000.00	297,201.00	(200,587.30)	1,382,669.70
2022	271,981.00	1,030,000.00	271,981.00	(184,665.41)	1,384,516.59
2023	245,232.00	1,070,000.00	245,232.00	(167,804.59)	1,379,408.41
2024	216,909.00	1,105,000.00	216,909.00	(149,937.03)	1,382,203.97
2025	187,107.00	1,145,000.00	187,107.00	(131,078.95)	1,377,937.05
2026	152,608.00	1,195,000.00	152,608.00	(110,217.13)	1,374,497.87
2027	116,603.00	1,240,000.00	116,603.00	(87,342.82)	1,376,868.18
2028	79,242.00	1,290,000.00	79,242.00	(63,539.95)	1,372,305.05
2029	40,374.00	1,340,000.00	40,374.00	(38,808.22)	1,370,807.78
2030	2,999,821.00	13,225,000.00	2,635,684.00	(13,098.94)	1,367,275.06
Total	2,999,821.00	13,225,000.00	2,635,684.00	(1,828,390.03)	17,032,114.97

Debt History:
 Date of receipt 1-Mar-10
 Amount of issue \$13,225,000.00
 True Int Cost 3.580%

Paying Agent:
 U.S. Bank
 ABA routing # 091000022
 St Paul, MN 55486-2639

BRAZORIA COUNTY, TEXAS
Series 2012 - Certificates of Obligation
Remaining Payment Schedule

FISCAL YEAR	INTEREST 1-Mar	PRINCIPAL 1-Mar	INTEREST 1-Sep	TOTAL PAYMENT
2018	554,925.00	1,185,000.00	531,225.00	2,271,150.00
2019	531,225.00	1,230,000.00	509,700.00	2,270,925.00
2020	509,700.00	1,285,000.00	477,575.00	2,272,275.00
2021	477,575.00	1,350,000.00	443,825.00	2,271,400.00
2022	443,825.00	1,420,000.00	408,325.00	2,272,150.00
2023	408,325.00	1,495,000.00	370,950.00	2,274,275.00
2024	370,950.00	1,570,000.00	331,700.00	2,272,650.00
2025	331,700.00	1,650,000.00	290,450.00	2,272,150.00
2026	290,450.00	1,735,000.00	247,075.00	2,272,525.00
2027	247,075.00	1,825,000.00	201,450.00	2,273,525.00
2028	201,450.00	1,920,000.00	153,450.00	2,274,900.00
2029	153,450.00	2,000,000.00	118,450.00	2,271,900.00
2030	118,450.00	2,075,000.00	82,137.50	2,275,587.50
2031	82,137.50	2,145,000.00	44,600.00	2,271,737.50
2032	44,600.00	2,230,000.00		2,274,600.00
	4,785,837.50	25,115,000.00	4,210,912.50	34,091,750.00

Debt History:
Date of Receipt 26-Jul-12
Amount of Issue \$25,115,000.00
True Int Cost 3.380%

Paying Agent:
U.S. Bank
ABA routing # 091000022
St. Paul, MN 55486-2639

BRAZORIA COUNTY, TEXAS
Series 2012 - Unlimited Tax Road Bonds
Remaining Payment Schedule

FISCAL YEAR	INTEREST 1-Mar	PRINCIPAL 1-Mar	INTEREST 1-Sep	TOTAL PAYMENT
2018	113,100.00	380,000.00	107,400.00	600,500.00
2019	107,400.00	395,000.00	101,475.00	603,875.00
2020	101,475.00	405,000.00	95,400.00	601,875.00
2021	95,400.00	420,000.00	89,100.00	604,500.00
2022	89,100.00	430,000.00	82,650.00	601,750.00
2023	82,650.00	445,000.00	75,975.00	603,625.00
2024	75,975.00	455,000.00	69,150.00	600,125.00
2025	69,150.00	470,000.00	62,100.00	601,250.00
2026	62,100.00	485,000.00	54,825.00	601,925.00
2027	54,825.00	500,000.00	47,012.50	601,837.50
2028	47,012.50	515,000.00	38,643.75	600,656.25
2029	38,643.75	535,000.00	29,950.00	603,593.75
2030	29,950.00	550,000.00	20,668.75	600,618.75
2031	20,668.75	570,000.00	10,693.75	601,362.50
2032	10,693.75	590,000.00		600,693.75
	998,143.75	7,145,000.00	885,043.75	9,028,187.50

Debt History:
Date of Receipt 26-Jul-12
Amount of Issue \$8,575,000.00
True Int cost 3.120%

Paying Agent:
U.S. Bank
ABA routing # 091000022
St. Paul, MN 55486-2639

BRAZORIA COUNTY, TEXAS
Series 2012 - General Obligation Refunding Bonds
Remaining Payment Schedule

FISCAL YEAR	INTEREST 1-Mar	PRINCIPAL 1-Mar	INTEREST 1-Sep	TOTAL PAYMENT
2018	14,175.00	945,000.00		959,175.00
2019	14,175.00	945,000.00	0.00	959,175.00
TOTAL				1,918,350.00

Debt History:
 Date of Receipt 26-Jul-12
 Amount of Issue \$4,435,000.00
 True Int cost 1.360%

Paying Agent:
 U.S. Bank
 ABA routing # 091000022
 St. Paul, MN 55486-2639

BRAZORIA COUNTY, TEXAS
Series 2013 - Limited Tax Notes
Remaining Payment Schedule

FISCAL YEAR	INTEREST 1-Feb	PRINCIPAL 1-Feb	INTEREST 1-Aug	TOTAL PAYMENT
2018	59,553.00	1,830,000.00	45,279.00	1,934,832.00
2019	45,279.00	2,855,000.00	23,010.00	2,923,289.00
2020	23,010.00	2,950,000.00		2,973,010.00
TOTAL	127,842.00	7,635,000.00	68,289.00	7,831,131.00

Debt History:
 Date of Receipt 19-Dec-13
 Amount of Issue \$9,900,000.00
 True Int cost 1.560%

Paying Agent:
 Wells Fargo Bank, NA
 ABA routing # 121000248
 Houston, TX 77062

BRAZORIA COUNTY, TEXAS
Series 2016 - Limited Tax Refunding Bonds
Remaining Payment Schedule

FISCAL YEAR	INTEREST 1-Mar	PRINCIPAL 1-Mar	INTEREST 1-Sep	TOTAL PAYMENT
2018	134,000.00	580,000.00	128,200.00	842,200.00
2019	145,175.00	590,000.00	140,375.00	875,550.00
2020	140,375.00	605,000.00	133,100.00	878,475.00
2021	133,100.00	625,000.00	125,525.00	883,625.00
2022	125,525.00	605,000.00	108,325.00	1,138,850.00
2023	108,325.00	945,000.00	90,325.00	1,143,650.00
2024	90,325.00	980,000.00	71,625.00	1,141,950.00
2025	71,625.00	1,025,000.00	52,125.00	1,148,750.00
2026	52,125.00	1,070,000.00	26,750.00	1,148,875.00
	1,000,575.00	7,325,000.00	876,350.00	9,201,925.00

Debt History:
 Date of Receipt 28-Jan-16
 Amount of Issue \$8,125,000.00
 True Int cost 2.207%

Paying Agent:
 U.S. Bank
 ABA routing # 091000022
 St. Paul, MN 55486-2639

Refunding Series 2006 Certificate of Obligation

BRAZORIA COUNTY, TEXAS
Series 2016 - Unlimited Tax Refunding Bonds
Remaining Payment Schedule

FISCAL YEAR	INTEREST 1-Mar	PRINCIPAL 1-Mar	INTEREST 1-Sep	TOTAL PAYMENT
2018	149,825.00	465,000.00	145,175.00	760,000.00
2019	145,175.00	480,000.00	140,375.00	765,550.00
2020	140,375.00	485,000.00	133,100.00	758,475.00
2021	133,100.00	505,000.00	125,525.00	763,625.00
2022	125,525.00	860,000.00	108,325.00	1,093,850.00
2023	108,325.00	900,000.00	90,325.00	1,098,650.00
2024	90,325.00	935,000.00	71,625.00	1,096,950.00
2025	71,625.00	975,000.00	52,125.00	1,098,750.00
2026	52,125.00	1,015,000.00	26,750.00	1,093,875.00
2027	26,750.00	1,070,000.00	0.00	1,096,750.00
	1,043,150.00	7,690,000.00	893,325.00	9,626,475.00

Debt History:
 Date of Receipt 28-Jan-16
 Amount of Issue \$8,425,000.00
 True Int cost 2.376%

Paying Agent:
 U.S. Bank
 ABA routing # 091000022
 St. Paul, MN 55486-2639

Refunding Series 2006 Unlimited Tax Road Bonds



CATHY CAMPBELL, CCT, CIO
BRAZORIA COUNTY TREASURER

Brazoria County Treasurer's Office Proceedings for August 2017

Activity	Count		Amount
Cash receipts issued:	131	\$	80,661.43
Treasurer Deposits:	56	\$	108,761.90
Healthcare Invoices processed:	17	\$	1,556,249.71
Retiree premium payments processed:	300	\$	42,566.00
<65 Retiree Prepaid 401h reimbursements processed:	93	\$	27,435.00
>65 Retiree Prepaid 401h reimbursements processed:	220	\$	41,450.00
Wire transfers executed:	82	\$	24,225,809.13
EFT files processed:	17	\$	17,578.98
Accounts Payable checks printed and distributed:	1387	\$	7,740,759.56
Jury checks printed and disbursed:	1200	\$	36,700.00
BCCSCD checks printed and distributed:	133		
Payroll checks printed and distributed:	89		
Payroll advices printed and distributed (est.):	700		
Stop payments issued:	38		
Positive Pay files processed:	35		
Journal Entries posted:	168		

Submitted for compliance with Local Government Code Sec. 114.026 subsection (a)(3)

I certify to the best of my knowledge the above is true and correct.

Cathy Campbell, CCT, CIO
Brazoria County Treasurer



Brazoria County General Ledger Fund Balance Activity August 1, 2017 - August 31, 2017

General Ledger Fund balances are of the last day of the month and may not include all journal entries and adjustments for that month.
Bank accounts have been reconciled or, are in the process of being reconciled to general ledger since this report was generated.
Submitted for compliance with Local Government Code Sec. 114.026 subsection (c)

Fund	Cash				Investments			
	Opening GL Balance	GL Debit	GL Credit	GL Ending Balance	Opening GL Balance	GL Debit	GL Credit	GL Ending Balance
10000 - General Fund	-\$15,383,512.79	\$41,464,707.67	-\$34,488,021.58	-\$8,406,826.70	\$119,953,523.46	\$3,632,491.67	-\$20,000,000.00	\$103,586,015.13
10100 - General Fund - Construction	-\$186,823.98	\$186,823.98	\$0.00	\$0.00				
10200 - Juv Prob Fees	\$127,386.08	\$3,013.39	-\$3,036.28	\$127,363.19				
10300 - Unclaimed Juvenile Restitution	\$10,509.94	\$0.00	\$0.00	\$10,509.94				
10400 - Env Health-Retail Food Permits	-\$71,075.89	\$19,643.37	-\$26,146.03	-\$77,578.55				
10500 - District Clerk Contingency	\$362,234.33	\$2,370.76	-\$1,142.46	\$363,462.63	\$255,007.21	\$216.38	\$0.00	\$255,223.59
10600 - Fire Training Field	\$48,185.28	\$0.00	-\$464.88	\$47,720.40				
10700 - Parks Special Events	\$18,829.74	\$0.00	-\$288.70	\$18,541.04				
10850 - CPS-Donations	\$26,896.33	\$310.00	\$0.00	\$27,206.33				
10900 - CPS-Bikes & Bears	\$112.65	\$0.00	\$0.00	\$112.65				
20000 - Road and Bridge Non-Construct	\$77,319,228.18	\$1,285,606.89	-\$2,179,279.80	\$76,425,555.27	\$2,258,876.23	\$2,152.71	\$0.00	\$2,261,028.94
20500 - Road and Bridge Construction	-\$49,347,287.49	\$138,989.85	-\$864,303.53	-\$50,072,601.17				
30000 - USDA-WIC								
30100 - TDSHS Women Infants & Children	-\$163,528.36	\$264,624.53	-\$251,202.61	-\$150,106.44				
30200 - USDA-WIC Peer Counseling								
30300 - USDA-WIC Registered Diet								
30400 - USDA-WIC Lactation Reimb.								
30500 - HHS-PPCPS-CRI	-\$13,628.46	\$25,947.30	-\$20,187.43	-\$7,868.59				
30600 - HHS-RLSS-LPHS	-\$3,710.54	\$7,094.07	-\$6,930.25	-\$3,546.72				
30700 - HHS-PPCPS-HAZARDS	-\$26,703.76	\$13,638.28	-\$26,742.54	-\$39,808.02				
30701 - HHS-CPS/HCID-PHEP	-\$32,078.34	\$0.00	\$0.00	-\$32,078.34				
30702 - HHS-CPS/UNIQUE								
30710 - HHS-INFECTIOUS_DIS_CONTRL_UNIT	-\$8,368.81	\$14,099.94	-\$18,040.51	-\$12,309.38				
30800 - HHS-CPS-Title IV-E-FCM	-\$87,253.96	\$4,830.27	-\$9,447.90	-\$91,871.58				
30850 - HHS-CPS-Title IV-E Legal Svcs	-\$99,301.91	\$25,717.84	-\$53,804.89	-\$127,388.96				
30900 - HHS-TJPC-Title IV-E FosterCare								
31100 - DHS-Repetitive Flood Claims								
31200 - DHS-EOC-Retrofit Project								
31300 - DHS-Buffer Zone Protection								
31500 - DHS-St Homeland Sec-UASI	-\$36,615.38	\$72,622.92	-\$36,615.38	-\$607.84				
31600 - DHS-St Homeland Security								
31610 - DHS-Homeland Sec Grant Prg								
32005 - HUD-FY05-Section 8 Housing-ADM	\$33,482.85	\$0.00	\$0.00	\$33,482.85				
32006 - HUD-FY06-Section 8 Housing-ADM	\$106,320.98	\$0.00	\$0.00	\$106,320.98				
32007 - HUD-FY07-Section 8 Housing-ADM	\$19,222.28	\$0.00	\$0.00	\$19,222.28				
32008 - HUD-FY08-Section 8 Housing-ADM	\$38,011.78	\$0.00	\$0.00	\$38,011.78				
32009 - HUD-FY09-Section 8 Housing-ADM	\$83,365.54	\$0.00	\$0.00	\$83,365.54				
32010 - HUD-FY10-Section 8 Housing-ADM	\$120,792.21	\$0.00	\$0.00	\$120,792.21				
32011 - HUD-FY11-Section 8 Housing-ADM	\$90,529.80	\$0.00	\$0.00	\$90,529.80				
32012 - HUD-FY12-Section 8 Housing-ADM	\$35,917.60	\$0.00	\$0.00	\$35,917.60				
32013 - Section8-Adm	\$383,750.16	\$107,279.72	-\$97,651.64	\$393,378.24				
32110 - HUD-FY10-Section 8 Housing-HAP								
32113 - Section 8-HAP	\$10,932.54	\$562,517.50	-\$560,767.00	\$12,683.04				
32211 - HUD-CDBG-2011	\$0.00	\$0.00	\$0.00	\$0.00				
32212 - HUD-CDBG-PY2012	\$0.00	\$0.00	\$0.00	\$0.00				
32213 - CDBG	-\$237,806.25	\$570,640.63	-\$343,236.00	-\$10,401.62				
32214 - HOME	-\$13,270.22	\$117,225.00	-\$103,880.00	\$74.78				
32215 - ESG	-\$37,888.02	\$75,820.40	-\$37,910.20	\$22.18				
32600 - HUD-Texas CDBG	\$26,725.66	\$86,735.53	-\$87,348.74	\$26,112.45				
33000 - USDOJ-CJD-Juv Incentive Block	-\$435.27	\$0.00	\$0.00	-\$435.27				
33200 - USDOJ-Crime Vict Assist-VOCA	-\$9,596.70	\$20,112.06	-\$17,734.63	-\$7,219.26				
33250 - USDOJ-CSCD-Victim Svcs Prg	-\$0.00	\$0.00	\$0.00	-\$0.00				
33251 - USDOJ-CSCD-VSP	-\$11,177.97	\$25,815.07	-\$21,378.46	-\$6,741.36				
33300 - USDOJ-Drug Court Program	-\$26,117.82	\$120,583.29	-\$93,857.20	\$608.27				
33310 - USDOJ-DWI Court Program	\$18,630.34	\$41,079.87	-\$36,925.87	\$22,784.34				
33320 - USDOJ-Veterans Court Program	-\$31,932.17	\$41,028.51	-\$52,086.37	-\$42,990.03				
33330 - USDOJ-Domestic Violence Court	-\$9,631.83	\$17,911.31	-\$17,742.29	-\$9,462.81				
33500 - USDOJ-DEA-Narcotics OT Exp	\$0.03	\$0.00	-\$533.10	-\$533.07				
33600 - USDOJ-Organized Crime Drug Enf	\$2,795.60	\$0.00	\$0.00	\$2,795.60				
33900 - USDOJ-SCAAP	\$52,209.69	\$0.00	\$0.00	\$52,209.69				
34100 - DOI-Mutual Fire Prot, Dis A								
34200 - DOI-Parks Boating Access								
34250 - DOI-Swan Lake Boat Ramp								
34400 - USDOT-CR 257 Repairs								
34600 - FEMA- Flood Disaster 2015	-\$75,421.78	\$0.00	\$0.00	-\$75,421.78				
34610 - FEMA- Flood Disaster 2016	-\$159,885.49	\$0.00	\$0.00	-\$159,885.49				
34615 - FEMA-Harvey 2017								
34700 - IMLS-Library Mobile Proj Rnd 2								
34820 - USDC-SLP Dune Walkover								
34850 - USTREAS-Restore Act Projects	-\$64,949.51	\$0.00	\$0.00	-\$64,949.51				
34860 - DOI-Parks - CIAP Grant								
34912 - USDOT-1212ANGLE-Wildlife								

Fund	Cash				Investments			
	Opening GL Balance	GL Debit	GL Credit	GL Ending Balance	Opening GL Balance	GL Debit	GL Credit	GL Ending Balance
34913 - TXDOT 1312ANGLE-APRON								
34914 - TXDOT 1412ANGLE-APRON-CONSTRUC								
34915 - TXDOT-15HGANGLE-HANGAR								
34950 - USDOT-Terminal Building								
35000 - TJJ-D-State Aid	-\$56,782.36	\$448,441.75	-\$337,957.67	\$53,701.72				
35650 - TJPC-JJAEP-Boot Camp-8/31	-\$414,587.20	\$513,530.52	-\$110,483.45	-\$11,540.13				
35800 - TJPC-JJAEP-Boot Camp-7/31								
35900 - TJJ-D-Mental Health Services	\$1.11	\$0.00	\$0.00	\$1.11				
35950 - TJJ-D-RDA-RegDiversionAlt-"R"	\$162.30	\$9,738.00	-\$9,900.30	\$0.00				
36100 - TCEQ-LIRAP Prg								
36200 - TCEQ-Env Education Kits								
36400 - TCEQ-Local Initiatives Prg	\$26,338.97	\$0.00	-\$26,338.97	\$0.00				
36801 - TXDOT-CR 48 PROJECT	-\$155,601.40	\$171,823.04	-\$85,911.52	-\$69,689.88				
37000 - OAG-VAG Grant	-\$4,876.10	\$18,931.19	-\$20,267.63	-\$6,212.54				
37200 - DFPS-CPS-Title IV-B-Concr Svc								
37300 - TDHCA-Amy Young Barrier Remova								
37400 - TDH-Immunization	-\$18,513.15	\$37,144.18	-\$38,447.39	-\$19,816.36				
37600 - TSLAC-Family Place Lib Proj	\$6,000.00	\$0.00	-\$5,958.15	\$41.85				
37800 - OAG-Regional Juv Mental Hlth S	-\$9,860.00	\$9,600.00	-\$5,600.00	-\$5,860.00				
37913 - TXDOT-M312ANGLE-FY13RAMP								
37914 - TXDOT-M212ANGLE-FY14RAMP								
37915 - TXDOT-FY15RAMP								
37916 - TXDOT-M1612ANGL-FY16RAMP								
37917 - TXDOT-FY17RAMP	-\$41,774.53	\$0.00	-\$21,591.90	-\$63,366.43				
38000 - Emergency Mgmt-Fire Code	\$65,190.22	\$17,816.92	-\$31,351.45	\$51,655.69				
38010 - Economic Development Tax Abate	\$564.36	\$0.00	\$0.00	\$564.36				
38100 - Vital Statistics Fee	\$18,286.66	\$1,968.00	-\$640.00	\$19,614.66				
38110 - Records Management-Co. Clk.	\$1,565,093.35	\$94,363.61	-\$43,900.97	\$1,615,555.99	\$913,730.26	\$775.21	\$0.00	\$914,505.47
38120 - Records Archive-Co Clk	\$527,903.51	\$92,030.01	-\$99,909.21	\$520,024.31				
38200 - Civ,Crim,Prob Records Mgmt	\$119,808.70	\$7,723.87	-\$12,040.65	\$115,491.92	\$301,489.07	\$255.81	\$0.00	\$301,744.88
38210 - County Graffiti Eradication	\$2,577.23	\$0.00	\$0.00	\$2,577.23				
38220 - Cnty,District Court Technology	\$111,087.91	\$1,454.01	-\$397.11	\$112,144.81				
38230 - Record Preservation-Cty,DstClk	\$335,726.31	\$10,443.51	-\$11,231.39	\$334,938.43				
38300 - Child Abuse Prevention Fund	\$14,592.80	\$160.78	-\$27.52	\$14,726.06				
38310 - Family Protection Fund	\$39,068.24	\$2,785.60	-\$1,495.60	\$40,358.24				
38320 - Records Management-Dist. Clk.	\$22,369.32	\$6,108.13	-\$4,161.67	\$24,315.78				
38330 - Records Archive-District Clerk	\$30,833.05	\$8,256.03	-\$7,528.72	\$31,560.36				
38400 - JP Building Security Fund	\$162,233.92	\$2,973.92	-\$1,170.64	\$164,037.20				
38410 - Justice Court Technology Fund	\$276,318.50	\$11,905.79	-\$6,073.99	\$282,150.30				
38500 - Financial Security	\$334,297.94	\$23,298.85	-\$9,589.44	\$348,007.35				
38600 - LEOSE	\$108,544.96	\$0.00	-\$258.07	\$108,286.89				
38710 - D A Hot Check Collection	\$23,171.50	\$2,973.56	-\$6,372.85	\$19,772.21				
38720 - D A Supplemental	-\$2,659.67	\$1,100.51	-\$2,256.98	-\$3,816.14				
38730 - D A Forfeiture, CCP Chapter 59	\$27,227.78	\$29,677.62	-\$8,340.61	\$48,564.78				
38810 - Voter Registration-Tax Office	-\$5,969.49	\$3,274.78	-\$1,032.35	-\$3,727.06				
38820 - Special Inv,Dealer Escrow-Tax	\$36,988.47	\$3,531.25	-\$305.87	\$40,213.85	\$29,785.88	\$25.31	\$0.00	\$29,811.19
38830 - Scofflaw Fees, TTC Sect 502.01	\$806.14	\$0.00	\$0.00	\$806.14				
38910 - Election Services Contract	\$187,901.60	\$15,236.22	-\$84.99	\$203,052.83				
38920 - Elections - HAVA Equip. Rental	\$107,663.88	\$0.00	\$0.00	\$107,663.88				
39100 - Sheriff Contraband Forfeiture	\$464,638.00	\$0.00	-\$34,788.96	\$429,849.04				
39110 - Braz Cnty Narcotics Task Force	\$401,761.14	\$105,202.15	-\$34,123.17	\$472,840.12				
39120 - Sheriff Commissary Fund	\$526,101.14	\$92,462.71	-\$92,833.80	\$525,730.06				
39130 - Sheriff-Federal Forfeiture	\$207,548.50	\$0.00	-\$37.52	\$207,510.98				
39200 - Juvenile Case Manager Fund	\$6,919.32	\$96.21	-\$28.66	\$6,986.87				
39210 - CSCD-Bond Supervision	-\$17,540.66	\$3,222.62	-\$4,353.23	-\$18,671.27				
39300 - Reliant Energy CARE Program	\$55,757.59	\$0.00	-\$2,663.74	\$53,093.85				
39310 - UnitedWay-Emergency Assistance	\$2,614.67	\$0.00	\$0.00	\$2,614.67				
39390 - SETH-SE TX Housing Fin. Corp.	\$19,869.04	\$0.00	\$0.00	\$19,869.04				
39400 - Book Sale	\$9,222.87	\$0.00	\$0.00	\$9,222.87				
39410 - Library-Special Projects	\$183,871.15	\$32,845.30	-\$1,487.74	\$215,228.71				
39500 - SEP-Wastewater-EnvHlth-TCEQ	-\$6,216.78	\$0.00	\$0.00	-\$6,216.78				
39600 - SEP-Parks-TCEQ								
39610 - Parks Improvements								
39620 - Shoreline Rest. Task Force	\$2,522.73	\$0.00	\$0.00	\$2,522.73				
39630 - 2006 GoM Energy Security Act	\$7,136.48	\$0.00	\$0.00	\$7,136.48				
39700 - Lateral Road Fund								
39710 - Road & Bridge, Ch 152, Tx Code								
39720 - Special Projects								
39762 - Vivian St Lazy Oaks Spec Asses								
39800 - Law Library	\$78,729.88	\$35,324.18	-\$35,654.67	\$78,399.39	\$207,273.34	\$175.86	\$0.00	\$207,449.20
39900 - Mosquito Control District	\$3,308,800.52	\$93,619.56	-\$290,198.56	\$3,112,221.52	\$623,692.55	\$529.11	\$0.00	\$624,221.66
40000 - 2012 Gen Oblig Rfd (2003 CO)	\$520,548.04	\$4,270.89	-\$14,175.00	\$510,643.93	\$18,503.51	\$15.70	\$0.00	\$18,519.21
41000 - 2016 Limited Tax Rfd (2006 CO)	\$350,187.70	\$3,938.20	-\$134,000.00	\$220,125.90	\$464,335.42	\$393.93	\$0.00	\$464,729.35
42000 - 2012 Cert of Oblig-I,S	\$599,358.00	\$4,624.60	-\$554,925.00	\$49,057.60				
43000 - Tax Notes, Series 2013 I&S	\$109,658.22	\$1,928.81	-\$59,553.00	\$52,034.03				
44000 - Toll Road-SH288-I&S	\$5,006,066.46	\$10,782,701.30	-\$10,771,686.74	\$5,017,081.02				
45000 - Road Bonds-Mobility-I,S	\$1,710,807.08	\$15,154.26	-\$390,923.13	\$1,335,038.21	\$132,177.43	\$112.11	\$0.00	\$132,289.54
45100 - Mobility-BuildAmerica-I,S	\$371,820.98	\$0.00	-\$364,136.85	\$7,684.13				
46000 - Sheriff, Det Complex-I,S	\$737,882.65	\$294.46	-\$0.69	\$738,176.42	\$1,185,241.03	\$1,005.54	\$0.00	\$1,186,246.57
50000 - 2003 Cert of Oblig, C,M								
51000 - 2006 Certificate of Obligation								
51100 - Braz Cnty Toll Rd Inactivate								
52000 - 2012 Cert of Oblig,C,M	-\$345,721.76	\$0.00	\$0.00	-\$345,721.76	\$2,532,988.91	\$2,639.79	\$0.00	\$2,535,628.70
53000 - Tax Notes, Series 2013 C&M	\$399.27	\$0.00	\$0.00	\$399.27	\$1,830.59	\$1.88	\$0.00	\$1,832.47
54000 - Toll Road-SH288-C & M	\$86,566,551.55	\$365.78	\$0.00	\$86,566,917.33	\$93,867.59	\$233,688.77	-\$155,779.18	\$171,757.18


Fund	Cash				Investments			
	Opening GL Balance	GL Debit	GL Credit	GL Ending Balance	Opening GL Balance	GL Debit	GL Credit	GL Ending Balance
55000 - Mobility Plan	\$683,034.60	\$0.00	\$0.00	\$683,034.60				
55100 - Mobility-BuildAmericaBonds								
57000 - Hwy 6 ROW Acquisition-C,M	\$109.44	\$0.00	\$0.00	\$109.44				
57200 - Ring of Honor	\$40,271.43	\$340.00	\$0.00	\$40,611.43				
60500 - Airport Operating	-\$129,855.63	\$323,997.47	-\$330,423.54	-\$136,281.70				
61100 - Braz Cnty Toll Rd-Preliminary	-\$1,353,833.89	\$0.00	-\$5,500.00	-\$1,359,333.89				
64000 - BCTRA FM518 PEDC-SH288	\$2,346,635.43	\$1,515.07	\$0.00	\$2,348,150.50				
64100 - BCTRA Contributions-SH288	\$5,007,982.21	\$3,233.34	\$0.00	\$5,011,215.55	\$5,803.94	\$28,375.23	-\$18,916.82	\$15,262.35
71000 - Health Care Benefits	\$661,342.17	\$2,290,833.69	-\$1,651,941.18	\$1,300,234.68				
72000 - Employee Health Clinic	-\$500,351.08	\$52,771.83	-\$77,102.69	-\$524,681.94				
73000 - Insurance Reserve	\$458,454.69	\$0.00	-\$8,412.09	\$450,042.60	\$855,066.97	\$725.44	\$0.00	\$855,792.41
81000 - B Cnty Groundwatr Conserv Dist	\$1,096,976.74	\$64,162.54	-\$62,929.70	\$1,098,209.58				
81100 - Braz Cnty Toll Road Authority								
81200 - BrazCntyFreshwaterSupplyDist2								
81500 - CSCD-Sub Abuse-Outpatient-DP	\$82,716.56	\$14,159.81	-\$51,202.29	\$45,674.08				
81600 - CSCD-TAIP Treatment Alter.	\$43,282.00	\$0.00	-\$23,576.00	\$19,706.00				
81700 - CSCD-Mental Health Caseloads	\$17,503.34	\$11,194.78	-\$20,957.69	\$7,740.43				
81800 - CSCD-Supervision Program	\$1,345,318.08	\$538,120.91	-\$664,675.17	\$1,218,763.82				
81850 - CSCD-Evidence Based Assessment								
81900 - CSCD-Comm Corr-Op Hab Caseload	\$29,335.47	\$21,729.35	-\$40,795.66	\$10,269.16				
82000 - CSCD-Comm Corr-Life								
82100 - CSCD-Comm Corr-Sex Offender	\$22,606.16	\$15,600.98	-\$29,466.97	\$8,740.17				
82200 - CSCD-Comm Corr-Substance Abuse	\$24,940.86	\$16,092.93	-\$28,228.22	\$12,805.57				
82300 - CSCD-Operation Habilitation DP	\$34,305.90	\$5,433.92	-\$15,460.53	\$24,279.29				
82400 - CSCD-New Caseload Reduction-DP								
88000 - Trust & Agency								
88200 - Brazos Mall								
88300 - SH288 @ CR 56 Overpass								
89000 - Historical Commission	\$2,293.11	\$0.00	\$0.00	\$2,293.11	\$13,728.28	\$11.67	\$0.00	\$13,739.95

**BRAZORIA COUNTY
PORTFOLIO REPORT
August 2017**

Current Date: 8/31/2017

Fund	Description	Type	CUSIP	Coupon	Settle Date	Maturity Date	Next Call Date	Par Value	Purch Price	Purch Cost	Book Value	Mkt Price	Mkt Value	Days to Mat	YTM	Interest Earned
10000	FFCB	Agency	3133EFKW6	1.010	10/26/15	10/26/18	Continual	2,000,000.00	100.000	2,000,000.00	2,000,000.00	0.9960	1,992,000.00	421	1.010	
10000	FHLMC	Agency	3134G72V2	1.100	10/29/15	10/29/18	10/29/17	2,000,000.00	100.000	2,000,000.00	2,000,000.00	0.9995	1,999,000.00	424	1.100	
10000	FNMA	Agency	3136G3BR5	1.300	03/22/16	03/22/19	09/22/17	2,000,000.00	100.000	2,000,000.00	2,000,000.00	0.9920	1,984,000.00	568	1.300	
10000	FNMA	Agency	3136G3RM9	1.400	06/21/16	06/21/19	09/21/17	2,000,000.00	100.000	2,000,000.00	2,000,000.00	0.9995	1,999,000.00	659	1.400	
10000	FNMA	Agency	3135G0N25	1.250	07/26/16	07/26/19	10/26/17	2,000,000.00	100.000	2,000,000.00	2,000,000.00	0.9982	1,996,400.00	694	1.250	
10000	FHLB	Agency	3130A8RQ8	1.200	07/26/16	07/26/19	Continual	2,000,000.00	100.000	2,000,000.00	2,000,000.00	0.9970	1,994,000.00	694	1.200	
10000	FHLB	Agency	3130A9NU6	1.200	10/11/16	10/11/19	Continual	2,000,000.00	100.000	2,000,000.00	2,000,000.00	0.9965	1,993,000.00	771	1.200	
10000	FHLB	Agency	3134GAYY4	1.500	12/30/16	12/30/19	09/30/17	2,000,000.00	100.000	2,000,000.00	2,000,000.00	0.9998	1,999,600.00	851	1.500	
10000	FFCB	Agency	3133EG3E3	1.720	01/06/17	01/06/20	Continual	2,000,000.00	100.000	2,000,000.00	2,000,000.00	1.0000	2,000,000.00	858	1.720	
10000	FHLMC	Agency	3134GBZE5	1.850	07/24/17	07/24/20	10/24/17	2,000,000.00	100.000	2,000,000.00	2,000,000.00	1.0004	2,000,800.00	1058	1.850	
997	TexPool	LGIP		0.999				46,781,678.46	100.000	46,781,678.46	46,781,678.46	100.00	46,781,678.46	1	0.999	49,880.81
998	Texas Class	LGIP		1.230				46,585,199.80	100.000	46,585,199.80	46,585,199.80	100.00	46,585,199.80	1	1.230	48,498.53
999	Depository	Cash		0.870				39,154,308.57	100.000	39,154,308.57	39,154,308.57	100.00	39,154,308.57	1	0.870	24,072.97
								152,521,186.83		152,521,186.83	152,521,186.83		152,478,986.83	93	1.083	122,452.31

This report is presented in accordance with the Texas Government Code Title 10 Section 2256.023 and complies with the Investment Strategy of Brazoria County's Investment Policy and I certify that to the best of my knowledge the above is true and correct.


Cathy Campbell, CIO

Brazoria County Treasurer

BRAZORIA COUNTY
Investment Data Summary
August 2017

Type Breakdown:	Book Value	Percent	Wtd Avg Mat	Wtd Avg Yield
LGIP	93,366,878.26	61.22%	1	1.114
Agency	20,000,000.00	13.11%	700	1.353
Cash	39,154,308.57	25.67%	1	0.870
	152,521,186.83	100.00%	93	1.083

Issuer Breakdown:	Book Value	Percent	Wtd Avg Mat	Wtd Avg Yield
FNMA	6,000,000.00	3.93%	640	1.317
FHLB	6,000,000.00	3.93%	772	1.300
FHLMC	4,000,000.00	2.62%	741	1.475
-	-	-	-	-
FFCB	4,000,000.00	2.62%	640	1.365
-	-	-	-	-
TexPool	46,781,678.46	30.67%	1	0.999
Texas Class	46,585,199.80	30.54%	1	1.230
Depository	39,154,308.57	25.67%	1	0.870
	152,521,186.83	100.00%	93	1.083

Fund Breakdown:	Book Value	Percent	Wtd Avg Mat	Wtd Avg Yield
10000	20,000,000.00	13.11%	700	1.353
20500	-	-	-	-
997	46,781,678.46	30.67%	1	0.999
998	46,585,199.80	30.54%	1	1.230
999	39,154,308.57	25.67%	1	0.870
	152,521,186.83	100.00%	93	1.083


Maturity Breakdown:	Book Value	Percent
Less Than 90 Days	132,521,186.83	86.89%
90 to 180 Days		0.00%
181 to 365 Days		0.00%
More Than 365 Days	20,000,000.00	13.11%
	152,521,186.83	100.00%

BRAZORIA COUNTY
Investment Summary Report
For the Period Ending 08/31/2017

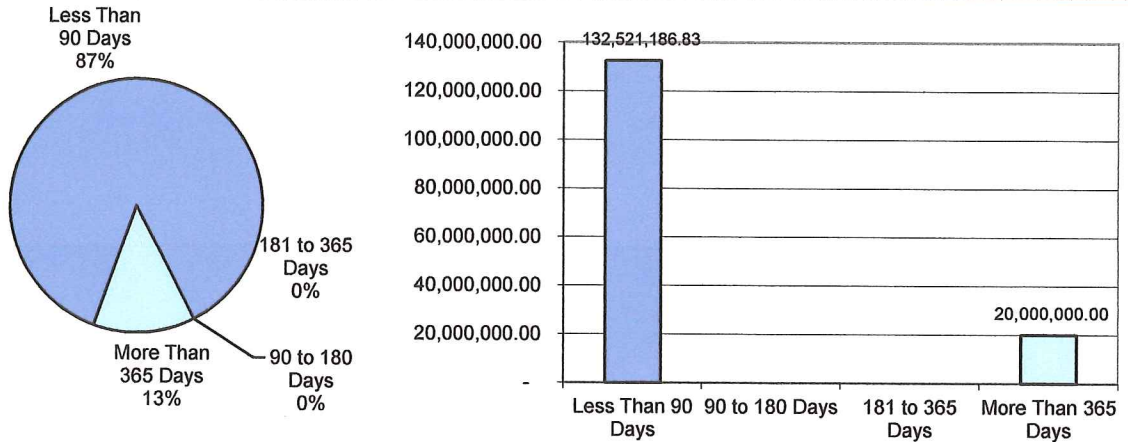
Total Portfolio Summary			
	Current Month 08/31/17	Prior Month 7/31/2017	Change From Prior
Book Value	152,521,186.83	168,842,336.59	(16,321,149.76)
Market Value	152,478,986.83	168,795,736.59	(16,316,749.76)
Market Value%	99.97%	99.97%	0.00%
Weighted Average Maturity - Days	93 days	87 days	5
Weighted Average Yield	1.083%	1.03%	0.06%

Portfolio Composition by Fund			
Fund Name	8/31/2017 Book Value	Wtd Avg Yield	Wtd Avg Maturity
10000	20,000,000.00	1.353%	701
20500	-		0
997	46,781,678.46	0.999%	1
998	46,585,199.80	1.230%	1
999	39,154,308.57	0.870%	1
TOTALS:	152,521,186.83	1.083%	93 days

Portfolio Composition by Security Type	Portfolio Composition by Issuer
--	---------------------------------



Maturity Distribution





CATHY CAMPBELL, CCT, CIO
BRAZORIA COUNTY TREASURER

111 E. Locust, Room 305 Angleton, Texas 77515-4654
979-864-1353 FAX 979-864-1680

Attached is a copy of the management reports for the securities that were pledged to Brazoria County by First National Bank of Lake Jackson and Wells Fargo Bank for the month of AUGUST 2017.

"I CERTIFY THAT TO THE BEST OF MY KNOWLEDGE THE ATTACHED ARE TRUE AND CORRECT."

A handwritten signature in blue ink that reads "Cathy Campbell".

Cathy Campbell, CCT, CIO
Brazoria County Treasurer

Reportfolio

First National Bank of Lake Jackson, Lake Jackson, T
Published: 8/29/2017 6:02:18 AM

Management Report
Pledged To: BRAZORIA COUNTY

Date: 31-Aug-17
Page: 18
Section V-C

Safekeeping

Code	Cusip	Description	Prerefund	Pool	Moody	Original Face	Pledged	Pledged	Pledged	Pledged	
Location	Trans#	Maturity		Coupon	StdP00r	Pledged Percent	Original Face Value	Par Value	Book Value	Market Value	
FHLB	3136AR2H0	FNR 2016-30 BA				\$1,500,000.00	\$1,500,000.00	\$1,362,698.81	\$1,411,640.51	\$1,380,573.06	
	433678201605231	2/25/2045		3.000		100.00%					
FEDERAL HOME LOAN BANK AFS											
FHLB	38379VW66	GNR 2016-63 QA				\$2,000,000.00	\$2,000,000.00	\$1,750,731.36	\$1,816,358.42	\$1,772,320.68	
	441417201608170	3/20/2045		3.000		100.00%					
FEDERAL HOME LOAN BANK AFS											
FHLB	38379NJQ6	GNR 2015-90 PB				\$2,000,000.00	\$2,000,000.00	\$1,028,935.30	\$1,017,036.80	\$1,022,916.19	
	400021201506291	4/20/2045		2.000		100.00%					
FEDERAL HOME LOAN BANK AFS											
FHLB	38379XNW6	GNR 2016-79 LA				\$2,500,000.00	\$2,500,000.00	\$2,333,622.38	\$2,453,435.46	\$2,378,955.33	
	439286201607221	9/20/2045		3.000		100.00%					
FEDERAL HOME LOAN BANK AFS											
FHLB	38379TYT4	GNR 2016-104 MC				\$2,000,000.00	\$2,000,000.00	\$1,892,151.80	\$1,959,472.05	\$1,912,932.74	
	442610201608310	11/20/2045		2.750		100.00%					
FEDERAL HOME LOAN BANK AFS											
FHLB	3136AQYD6	FNR 2015-89 JA				\$2,000,000.00	\$2,000,000.00	\$1,427,293.62	\$1,430,476.08	\$1,442,108.79	
	415124201511250	12/25/2045		2.500		100.00%					
FEDERAL HOME LOAN BANK AFS											
FHLB	38380B3C7	GNR 2016-160 JA				\$2,500,000.00	\$2,500,000.00	\$2,416,293.08	\$2,386,052.99	\$2,411,267.67	
	452987201612200	7/20/2046		2.500		100.00%					
FEDERAL HOME LOAN BANK AFS											
13 CMOs - Fixed Rate							\$23,380,000.00	\$18,822,459.47	\$19,246,128.36	\$19,008,361.00	
Total Pledged							136	To: BRC BRAZORIA COUNTY	\$325,533,098.00	\$76,156,512.69	\$77,555,488.70

\$0.00 Munis with Maturity Under 2 Years \$255,949.47 Other securities with Stated Maturity Under 2 Years
\$0.00 Munis with Maturity Over 2 Years \$75,900,563.12 Other securities with Stated Maturity Over 2 Years

** If no data is shown, then there are no pledges for the current period.

08/31/17

Date	Deposit Total	FDIC Insurance	Total Deposits Requiring Collateral	Collateral Value	Required Collateral Level	Collateral Value vs. Required Collateral
08/01/2017	13.98	13.98	0.00	0.00	0.00	0.00
08/02/2017	13.98	13.98	0.00	0.00	0.00	0.00
08/03/2017	13.98	13.98	0.00	0.00	0.00	0.00
08/04/2017	13.98	13.98	0.00	0.00	0.00	0.00
08/05/2017	13.98	13.98	0.00	0.00	0.00	0.00
08/06/2017	13.98	13.98	0.00	0.00	0.00	0.00
08/07/2017	13.98	13.98	0.00	0.00	0.00	0.00
08/08/2017	13.98	13.98	0.00	0.00	0.00	0.00
08/09/2017	13.98	13.98	0.00	0.00	0.00	0.00
08/10/2017	13.98	13.98	0.00	0.00	0.00	0.00
08/11/2017	0.00	0.00	0.00	0.00	0.00	0.00
08/12/2017	0.00	0.00	0.00	0.00	0.00	0.00
08/13/2017	0.00	0.00	0.00	0.00	0.00	0.00
08/14/2017	0.00	0.00	0.00	0.00	0.00	0.00
08/15/2017	0.00	0.00	0.00	0.00	0.00	0.00
08/16/2017	0.00	0.00	0.00	0.00	0.00	0.00
08/17/2017	0.00	0.00	0.00	0.00	0.00	0.00
08/18/2017	13.98	13.98	0.00	0.00	0.00	0.00
08/19/2017	13.98	13.98	0.00	0.00	0.00	0.00
08/20/2017	13.98	13.98	0.00	0.00	0.00	0.00
08/21/2017	13.98	13.98	0.00	0.00	0.00	0.00
08/22/2017	13.98	13.98	0.00	0.00	0.00	0.00
08/23/2017	13.98	13.98	0.00	0.00	0.00	0.00
08/24/2017	13.98	13.98	0.00	0.00	0.00	0.00
08/25/2017	13.98	13.98	0.00	0.00	0.00	0.00
08/26/2017	13.98	13.98	0.00	0.00	0.00	0.00
08/27/2017	13.98	13.98	0.00	0.00	0.00	0.00
08/28/2017	13.98	13.98	0.00	0.00	0.00	0.00
08/29/2017	13.98	13.98	0.00	0.00	0.00	0.00
08/30/2017	13.98	13.98	0.00	0.00	0.00	0.00
08/31/2017	13.98	13.98	0.00	0.00	0.00	0.00

DAILY COLLATERAL REPORT

BRAZORIA COUNTY
CATHY CAMPBELL
111 E. LOCUST, SUITE 305
ANGLETON, TX 77515



Public Funds Collateral Unit
333 Market Street, 15th Floor
San Francisco, CA 94105-2102
Phone: 1-877-479-6603
publicfunds.collateral@wellsfargo.com

STATEMENT PERIOD
08/01/2017 - 08/31/2017

PUBLIC FUNDS



Monthly Newsletter: September 2017

ANNOUNCEMENTS

We welcome the following entities who joined TexPool in August 2017:

- Comal County ESD 7
- FtBess County ESD 8
- City of Kennedy
- TexPool Prime
- Greater Northside Management District
- City of Kennedy
- Wise County

Upcoming Events

- Sep 11, 2017 - Sep 14, 2017
69th Annual County Treasurers' of Texas Annual Conference
Dallas/Addison
- Oct 03, 2017 - Oct 06, 2017
TML Conference
Houston
- Oct 06, 2017 - Oct 08, 2017
TASAM/TASB Annual Conference
Dallas
- Oct 16, 2017 - Oct 20, 2017
TACA Fall Conference
Allen

TexPool Advisory Board Members

- Jose Elizondo, Jr.
- Belinda Erwin
- Patrick Krishock
- Michelle Tuttle
- David Landeros
- Overseen by the State of Texas Comptroller of Public Accounts Glenn Hegar.
- Operated under the supervision of the Texas Treasury Subkeeping Trust Company

Economic and Market Commentary: Yellen's lecture in the mountains

September 1, 2017

Janet Yellen picked a poor time for a history lesson, and for slapping herself and the Federal Reserve on the back.

As uncertainty and rhetoric about the federal budget and the debt ceiling were building, the Fed Chair used her elevated platform at late August's Jackson Hole, Wyo., global central-bank symposium to look to the past. She tried to make the case that the Fed's actions during and after the financial crisis, especially its new regulations, strengthened the banking system without clipping the economy's wings. She warned about the potential dangers of undoing these rules. That seemed directed to President Trump, who is no fan of regulation. In fact, many assumed this speech surely means Trump will not nominate her for a second term.

We know Yellen always will be an academic at heart—this is not the first time she has taken that role in her tenure—and we realize she deeply believes the Fed's post-crisis policy and intervention made a difference. In particular, she asserts that the largest banks are now much more creditworthy, resilient and liquid. But she should have offered information about late September's Federal Open Market Committee (FOMC) meeting, even if she only more-or-less confirmed the Fed will begin to unwind its massive balance sheet then.

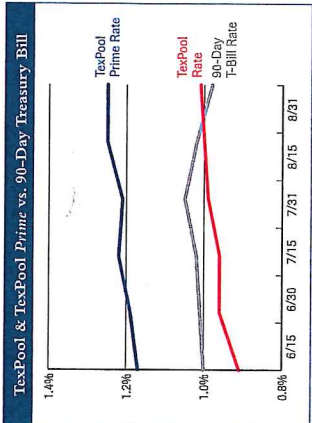
(continued page 6)

	TexPool	TexPool Prime
Current Invested Balance	\$16,024,258,694.00	\$4,104,339,212.14
Weighted Average Maturity**	30	47
Weighted Average Life**	95	72
Net Asset Value	1,00003	1,00007
Total Number of Participants	2,427	281
Management Fee on Invested Balance	0.0473%	0.0838%
Interest Distributed	\$13,851,619.58	\$4,298,025.74
Management Fee Collected	\$639,593.90	\$195,736.09
Standard & Poor's Current Rating	AAAm	AAAm
Month Averages		
Average Invested Balance	\$16,402,649,761.58	\$4,077,614,721.47
Average Monthly Rate*	0.9889%	1.2418%
Average Weighted Average Maturity**	32	51
Average Weighted Average Life**	96	75

*This average monthly rate for TexPool Prime for each date may reflect a number of some portion or all of each of the management fees.
**See page 2 for definitions.
Our performance is no guarantee of future results.

Managed and Serviced by **Federated**
G35884-24 (9/17)

TexPool Participant Services
1001 Texas Avenue, Suite 1400 • Houston, TX 77002
Phone: 1-866-TEXPOOL (839-7665) • Fax: 1-866-839-3291 • TexPool.com



90-Day Treasury Bill is a short-term debt instrument backed by the national government. These are used to collect immediate cash to meet outstanding obligations.
Any private investor can invest in a Treasury bill. The 90-Day Treasury Bill is a weighted average rate of the weekly auctions of 90-Day Treasury Bills.
Our performance is no guarantee of future results.

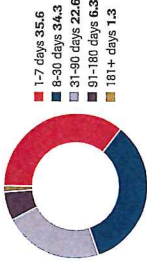
So we must go back to July's meeting minutes and to recent speeches by other Fed officials to glean what might happen. They seemed to point to the FOMC addressing the balance sheet in September and tightening in December. But the markets are not believing the latter right now, pricing in far less than 50% of a hike happening by year-end. In fact, it is not until June of 2018 that there is full expectation of another move. There are no market-based odds on the balance-sheet reduction, but we think it will happen. It will be the Fed's way of saying it is still committed to policy normalization.

The short end of the Treasury curve decreased slightly over August, with 1-month and 3-month Treasury yields falling from 0.988% to 0.96% and 1.07% to 1.02%, respectively. The London interbank offered rate (Libor) was stable, reflecting that the next Fed move likely won't happen this year. It rose only marginally over last month, with 1-month Libor remaining at 1.23%, 3-month increasing from 1.31% to 1.32% and 6-month decreasing from 1.46% to 1.45%.

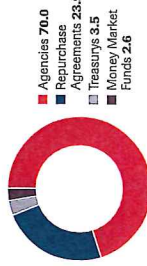
The weighted average maturity for TexPool was 30 days and 47 days for TexPool Prime. We continue to buy floaters as we see them in attractive form. But even in this time of Libor stasis, it is important to remember that we are still in a rising-rate environment and industry-wide, Local Government Investment Pools such as TexPool and TexPool Prime remain more responsive than bank deposit vehicles because pools trace increasing rates better and quicker on a historical basis. More than ever, the rallying call for cash managers is that the time is ripe for joining pools or increasing assets in them.



Portfolio by Maturity (%)
As of August 31, 2017



Portfolio by Type of Investment (%)
As of August 31, 2017



Portfolio Asset Summary as of August 31, 2017

	Book Value	Market Value
Uninvested Balance	\$-1,239,177.39	\$-1,239,177.39
Receivable for Investments Sold	0.00	0.00
Accrual of Interest Income	6,197,552.95	6,197,552.95
Interest and Management Fees Payable	-13,652,433.68	-13,652,433.68
Payable for Investments Purchased	0.00	0.00
Accrued Expenses & Taxes	-19,975.52	-19,975.52
Repurchase Agreements	3,840,181,000.00	3,840,181,000.00
Mutual Fund Investments	415,022,103.88	415,022,103.88
Government Securities	11,223,305,199.22	11,223,305,199.22
U.S. Treasury Inflation Protected Securities	0.00	0.00
U.S. Treasury Bills	354,442,526.55	354,442,526.55
US Treasury Notes	200,763,330.74	200,683,288.50
Total	\$16,024,299,694.00	\$16,024,732,184.61

Market value of collateral supporting the Repurchase Agreements is at least 102% of the Book Value. The portfolio is managed by Fishback Investment. Counseling and the assets are safe kept in a separate custodial account at State Street Bank in the name of TexPool. The only source of payment to the Participants is the assets of TexPool. There is no secondary source of payment for the pool such as insurance or State guarantee. Should you require a copy of the portfolio, please contact TexPool Participant Services.

Participant Summary

	Number of Participants	Balance
School District	563	\$4,833,557,796.09
Higher Education	57	\$895,372,077.48
Healthcare	81	\$557,414,959.89
Utility District	764	\$2,366,602,707.98
City	457	\$4,086,463,633.10
County	185	\$1,626,804,814.36
Other	300	\$1,647,841,193.53

****Definition of Weighted Average Maturity and Weighted Average Life**

WAM is the mean average of the periods of time remaining until the securities held in TexPool (a) are scheduled to be repaid, (b) would be repaid upon a demand by TexPool, or (c) are scheduled to have their interest rate refinanced to reflect current market rates. Securities with adjustable rates payable upon demand are treated as maturing on the earlier of the two dates set forth in (b) and (c) if their scheduled maturity is 397 days or less, and the later of the two dates set forth in (b) and (c) if their scheduled maturity is more than 397 days. The mean is weighted based on the percentage of the amortized cost of the portfolio invested in each period.

WAL is calculated in the same manner as WAM, but is based solely on the periods of time remaining until the securities held in TexPool (a) would be repaid or (b) would be repaid upon a demand by TexPool, without reference to when interest rates of securities within TexPool are scheduled to be refinanced.



Daily Summary

Date	Money Mkt. Fund Emov. (SEC-Sub)	Dividend Factor	TexPool Invested Balance	NAV	IVAM Days	WAL Days
8/1	0.9904%	0.000027135	\$16,789,867,597.37	1.00001	34	93
8/2	0.9919%	0.000027174	\$16,791,261,716.62	1.00000	35	93
8/3	0.9913%	0.000027159	\$16,693,909,429.75	1.00000	34	93
8/4	0.9904%	0.000027134	\$16,640,802,170.94	1.00000	34	93
8/5	0.9904%	0.000027134	\$16,640,802,170.94	1.00000	34	93
8/6	0.9910%	0.000027150	\$16,699,577,852.78	1.00000	33	90
8/7	0.9904%	0.000027134	\$16,802,075,099.92	1.00000	32	92
8/8	0.9909%	0.000027148	\$16,786,195,686.71	1.00000	32	91
8/9	0.9946%	0.000027250	\$16,589,596,744.38	1.00001	31	91
8/10	1.0037%	0.000027489	\$16,598,923,170.63	1.00001	33	89
8/11	1.0037%	0.000027489	\$16,598,923,170.63	1.00001	33	89
8/12	1.0037%	0.000027489	\$16,598,923,170.63	1.00001	33	89
8/13	1.0037%	0.000027489	\$16,598,923,170.63	1.00001	33	89
8/14	1.0008%	0.000027420	\$16,199,036,333.22	1.00001	32	89
8/15	1.0039%	0.000027489	\$16,110,997,214.21	1.00001	32	101
8/16	0.9827%	0.000027198	\$16,229,128,465.19	1.00001	32	89
8/17	1.0030%	0.000027480	\$16,221,930,055.60	1.00002	31	89
8/18	1.0033%	0.000027488	\$16,169,053,252.94	1.00002	32	89
8/19	1.0033%	0.000027488	\$16,169,053,252.94	1.00002	32	89
8/20	1.0033%	0.000027488	\$16,169,053,252.94	1.00002	32	89
8/21	1.0022%	0.000027458	\$16,146,404,052.60	1.00002	30	95
8/22	0.9944%	0.000027381	\$16,174,066,243.28	1.00002	30	96
8/23	1.0000%	0.000027398	\$16,056,290,599.83	1.00002	31	87
8/24	1.0056%	0.000027557	\$16,101,938,100.60	1.00002	31	84
8/25	1.0056%	0.000027551	\$16,447,938,859.74	1.00002	32	96
8/26	1.0056%	0.000027551	\$16,447,938,859.74	1.00002	32	96
8/27	1.0056%	0.000027551	\$16,447,938,859.74	1.00002	32	96
8/28	1.0015%	0.000027438	\$16,325,946,242.55	1.00002	31	85
8/29	1.0000%	0.000027397	\$16,149,701,531.35	1.00003	31	96
8/30	1.0000%	0.000027396	\$16,190,317,616.33	1.00003	30	95
8/31	1.0085%	0.000027530	\$16,024,299,694.00	1.00003	30	95
Average:	0.9989%	0.000027368	\$16,402,649,761.58	1.00001	32	96

The FUND

Fund Highlights as of July 31, 2017

(Unaudited)

For the month of July, 2017, the Program Administrator accrued fees of \$502,416.6 and had average shares outstanding of \$5,906,167,131.49 for Texas CLASS. For Texas CLASS Government, the Program Administrator accrued fees of \$0.00 and had average shares outstanding of \$114,130,497.04. The fees for both Texas CLASS and Texas CLASS Government are accrued on a daily basis by multiplying the investment property value by the applicable fee rate, and divided by 365 or 366 days in the event of a leap year. The investment property value shall be based on the current day's shares outstanding. For week-end days and holidays, the shares outstanding for the previous business day will be utilized for the calculation of fees. The applicable fee rate is located in Exhibit F of the Seventh Amended and Restated Trust Agreement. The Program Administrator reserves the right to abate fees listed in the Seventh Amended and Restated Trust Agreement. The monthly fee is the sum of all daily fee accruals for the month of July. The fees are paid monthly upon notification to the custodian bank. As of July 31, 2017 the fee for Texas CLASS was 0.1 basis points and the fee for Texas CLASS Government was 0.0 basis points.

- Both funds are rated 'AAA+' by Standard and Poor's Global Ratings.
- Net Asset Value for both funds from July 1 to July 31, 2017 is equal to \$1.00.
- The final maturity dates of all securities were less than one year.
- The custodian bank for Texas CLASS is Wells Fargo Bank.
- Total Number of Participants is 601.
- There are currently no investments that have a stated maturity greater than one year.
- The portfolio manager for Texas CLASS is Randy Palomba, CFA.
- All sources of payment are the underlying assets of the local government investment pool at market value.
- The Seventh Amended and Restated Trust Agreement was adopted by the Board of Trustees on August 5, 2016. You can access your copy of the Seventh Amended and Restated Trust Agreement by visiting our website at www.texasclass.com.

A AAA+ rating by Standard and Poor's is obtained after S&P evaluates a number of factors, including credit quality, market price exposure, and management. Ratings are subject to change and do not remove market risk.

Texas CLASS

2435 North Central Expressway
Suite 1200
Richardson, TX 75080
T 214-473-4224
info@texasclass.com
www.texasclass.com

Advisory Board Members

NAME	TERM
Mark Burton Municipal Accounts & Consulting, L.P.	2017
Arthur Martin Crane Independent School District	2018
Rodney Rhoades Qualified Non-Participant	2018

Board of Trustee Members

NAME	TERM
Monika Arris Collin County	2018
Cindy Brown Denton County	2017
Mike Hagar Alamo Heights ISD	2018
Amy Perez Harris County	2017
Roger Roehler City of Friendswood	2017
Steve Williams City of Conroe	2017

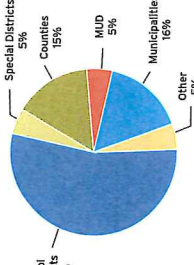
The FUND

Fund Highlights as of July 31, 2017

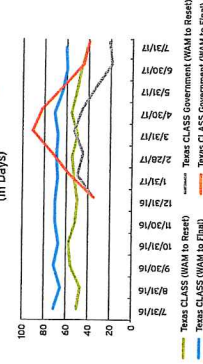
(Unaudited)

The following information is provided in accordance with Texas state statute 2256.0016. As of July 31, 2017, the portfolio contained the following types of securities:

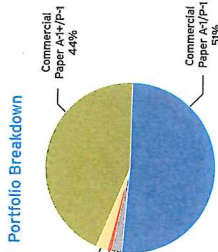
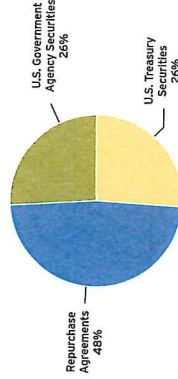
Participant Asset Distribution



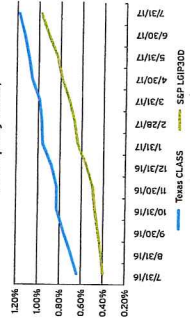
Weighted Average Maturity (in Days)




Texas CLASS Government Portfolio Breakdown



Texas CLASS vs S&P AAA/AA GIP*



Texas CLASS Government vs S&P AAA/AA GIP*



Texas CLASS Government Prior Month Comparison

Month End	Avg Yield	Month Ending Assets	Share Balance	Market Value	Amortized Cost	NAV	WAM (Resert)	WAM (Final)
May-17	1.09%	\$6,364,154,089	\$6,363,729,361	\$6,363,729,361	\$6,362,839,209	1.00	64	64
Jun-17	1.13%	\$6,018,091,995	\$6,018,144,785	\$6,017,892,799	\$6,017,945,590	1.00	47	60
Jul-17	1.18%	\$5,796,412,095	\$5,796,403,753	\$5,796,176,855	\$5,796,168,513	1.00	42	61

Texas CLASS Government Prior Month Comparison

Month End	Avg Yield	Month Ending Assets	Share Balance	Market Value	Amortized Cost	NAV	WAM (Resert)	WAM (Final)
May-17	0.74%	\$117,055,295	\$117,074,689	\$117,019,666	\$117,019,666	1.00	33	63
Jun-17	0.80%	\$117,139,274	\$117,150,879	\$117,061,551	\$117,073,156	1.00	19	45
Jul-17	0.91%	\$112,235,007	\$112,239,380	\$112,173,356	\$112,177,729	1.00	21	40

Data Unaudited. All comments and discussion presented are purely based on public and accessible information. These assumptions may or may not be correct. The information herein is not a recommendation or investment advice. It is provided for informational purposes only. The information herein is not intended to be relied upon in making an investment decision. The information herein is not a representation of the performance of the investment or the performance of the investment manager. The information herein is not a representation of the performance of the investment manager. The information herein is not a representation of the performance of the investment manager. The information herein is not a representation of the performance of the investment manager.