




Brazoria County Juvenile Justice Department

Prison Rape Elimination Act 2017-2018 Annual Report

The Brazoria County Juvenile Justice Department (BCJJD) is dedicated to meeting the requirements of the Prison Rape Elimination Act (PREA) of 2003 and the department seeks to improve and continually refine safety and security practices for all BCJJD detainees as a result thereof. This report is a summary of the agency's efforts in PREA compliance. By compiling, reviewing and implementing corrective actions based on agency data relating to sexual abuse and sexual harassment the BCJJD seeks to increase the effectiveness of sexual abuse and sexual harassment prevention, detection, response, investigations, monitoring technology, area examinations, staffing levels, trainings, policies and procedures.





Prison Rape Elimination Act (PREA) 2017-2018 Annual Report

JUNE 28, 2018

Mission Statement:
"Working together to transform and habilitate juveniles, strengthen families, protect the community and develop responsible citizens."

Purpose:

This document serves as an annual review to assess and improve the effectiveness of sexual abuse and sexual harassment prevention, detection and response while examining policies, practices, systems and training in the Brazoria County Juvenile Justice Department (BCJJD), pursuant to §115.388 and §115.389 of the national PREA standards. Therein, BCJJD is required to:

1. Review and aggregate incident-based sexual abuse data annually in order to improve the effectiveness of sexual abuse prevention, detection and response policies, practices, and training to include:
 - a. Identifying problem areas;
 - b. Taking corrective action on an on-going basis; and
 - c. Preparing an annual report of its findings.
2. Compare the current year's data and corrective actions with those from prior year's and provide an assessment of the agency's progress in addressing sexual abuse.
3. Publish the annual report on the Brazoria County Juvenile Justice Department website of its findings and corrective actions for the agency as a whole.

Aggregated Data:

The Brazoria County Juvenile Justice Department collects data from both incidents and investigations of sexual abuse and sexual harassment in the following categories: youth-on-youth, youth-on-staff, and staff-on-youth. The data in the section below contains aggregated data from CY2017 and CY2018 (Calendar Year = CY) through June 2018.

All sexual abuse and sexual harassment allegations are compiled, reviewed, documented, and stored in a secured area. All incidents of abuse are reported to the following agencies: Texas Department of Family and Protective Services, Texas Juvenile Justice Department, and local law enforcement authorities. The following table below depicts a breakdown of our 2017-2018 sexual abuse and sexual harassment data through June 2018 in the following categories: youth-on-youth, youth-on-staff, and staff-on-youth. The data below includes all sexual abuse and sexual harassment allegations from the Brazoria County Juvenile Justice Department.



Prison Rape Elimination Act: 2017-2018 Annual Report Aggregated Data and Corrective Actions

JUNE 28, 2018

Pre/Post and JJAEP	Sexual Abuse	Sexual Harassment	Youth on Youth	Youth on Staff	Staff on Youth	Date of Incident	County Case ID	TJJJD Incident # (if known)	Disposition
	0	0	0	0	0	N/A	N/A	N/A	N/A

Corrective Areas and Corrective Actions Taken

Upon aggregating the data of CY2017-CY2018 there were no corrective actions needed in the policies, procedures, and practices. All forms created during the CY2015-CY2016 audit cycle are fully integrated into the department and being utilized to meet PREA standards. The departments staffing plan has been updated to display changes within the agency. BCJJD is continuously updating our PREA training curriculum for staff and residents to ensure a clear understanding of sexual safety in the department. No corrective actions were needed towards any BCJJD physical plant areas during CY2017-CY2018. There were upgrades in technology; the phone system was upgraded and that required all the signage, orientation packets for residential and detention to be brought up to date with the new information so that BCJJD may continue to provide sexual safety to all the youth we serve.


The following are Corrective Actions Completed at the Agency Level:


- Revised Detention/ Residential Orientation Rules and Regulations;
- Updates to PREA Training for staff and residents.

The BCJJD continues to implement best practices to meet and exceed the requirements of the PREA standards in order to address allegations of sexual abuse and sexual harassment for residents and staff. All BCJJD administrative members are committed to providing continuous monitoring while implementing corrective actions in order to reach full PREA compliance. Above all, the BCJJD administrative members aspire to maximize the sexual safety for all residents in our custody. Overall, the BCJJD is progressively making strides in the right direction geared toward exceeding the intent of the PREA standards.


 Kyle Teat, Chief Juvenile Probation Officer


 Upendra Katragadda, Facility Administrator


 Date


 Date

Juvenile Justice Residential Facility Sexual Abuse Data						
FACILITY INFORMATION						
Woodward Academy						
1251-334th Street, Woodward, IA 50276						
		2013	2014	2015	2016	2017
General Information						
On December 31, how many persons held in this facility were -						
	Male	259	261	257	261	212
	Female	0	0	0	0	30
	Total	259	261	257	261	242
On December 31, how many persons held in this facility were -						
	Age 17 or younger	255	256	250	250	230
	Age 18-20	4	5	7	11	12
	Age 21 or older	0	0	0	0	0
	Total	259	261	257	261	242
Between January 1, and December 31, how many persons were admitted to or discharged from this facility?						
	Admitted	332	362	335	346	346
	Discharged	316	360	339	342	365
YOUTH ON YOUTH SEXUAL VIOLENCE						
Does your facility record allegations of youth-on-youth NONCONSENSUAL SEXUAL ACTS?						
		Yes	Yes	Yes	Yes	Yes
Do you record all reported occurrences or only substantiated ones?						
		Substantiated Only	Substantiated Only	Substantiated Only	Substantiated Only	Substantiated Only
Do you record attempted NONCONSENSUAL SEXUAL ACTS or only completed ones?						
		Completed Only	Completed Only	Completed Only	Completed Only	Completed Only
Between January 1, and December 31, how many allegations of youth-on-youth NONCONSENSUAL SEXUAL ACTS were reported?						
		0	0	0	0	0
Does your facility record allegations of youth-on-youth ABUSIVE SEXUAL CONTACTS?						
		Yes	Yes	Yes	Yes	Yes
Between January 1, and December 31, how many allegations of youth-on-youth ABUSIVE SEXUAL CONTACTS were reported?						
		0	0	0	0	0
Of the allegations reported above, how many were -						
	Substantiated	N/A	0	0	0	0
	Unsubstantiated					
	Unfounded					
	Investigation ongoing					
STAFF SEXUAL MISCONDUCT AND HARASSMENT						
Does your facility record allegations of STAFF SEXUAL MISCONDUCT?						
		Yes	Yes	Yes	Yes	Yes
Do you record all reported occurrences, or only substantiated ones?						
		All	All	All	All	All
Between January 1, and December 31, how many allegations of STAFF SEXUAL MISCONDUCT were reported?						
		0	1 Unfounded	0	0	1 Unfounded
Does your facility record allegations of STAFF SEXUAL HARASSMENT?						
		Yes	Yes	Yes	Yes	Yes
Between January 1, and December 31, how many allegations of STAFF SEXUAL HARASSMENT were reported?						
		0	0	0	0	0

Nueces County Juvenile Justice Center
Year-Over-Year Analysis of Confinement Facilities

Criteria	Baseline	2017
1. Number of <i>alleged</i> Y on Y nonconsensual sexual abuse incidents.	0	0
2. Number of <i>Substantiated</i> Y on Y sexual abuse incidents.	0	0
3. <i>Substantiated</i> sexual abuse rate (# <i>Substantiated</i> divided by # <i>alleged</i>)	0	0
4. Number of <i>alleged</i> Y on Y abusive sexual contact acts (less severe).	2	0
5. Number of <i>Substantiated</i> Y on Y abusive sexual contact acts.	0	0
6. <i>Substantiated</i> abusive sexual contact rate (# <i>Substantiated</i> divided by <i>alleged</i>)	0	0
7. Number of <i>alleged</i> Y on Y sexual harassment incidents	0	0
8. Number of <i>Substantiated</i> Y on Y sexual harassment incidents.	0	0
9. <i>Substantiated</i> sexual harassment rate (# <i>Substantiated</i> divided by # <i>alleged</i>).	0	0
10. Number of <i>alleged</i> retaliation incidents.	0	0
11. Number of <i>Substantiated</i> retaliation incidents.	0	0
12. <i>Substantiated</i> retaliation rate (# <i>Substantiated</i> divided by # <i>alleged</i>).	0	0
13. Number of <i>alleged</i> staff sexual misconduct	2	0
14. Number of <i>Substantiated</i> staff sexual misconduct	1	0
15. <i>Substantiated</i> staff sexual misconduct rate (# <i>Substantiated</i> divided by # <i>alleged</i>).	1	0
16. Number of <i>alleged</i> staff sexual harassment	0	0
17. Number of <i>Substantiated</i> staff sexual harassment	0	0
18. <i>Substantiated</i> staff sexual harassment rate (# <i>Substantiated</i> divided by <i>alleged</i>)	0	0
19. Are <i>Substantiated</i> Y on Y nonconsensual sexual abuse incidents trending upward?	No	No
20. Are <i>Substantiated</i> Y on Y abusive sexual contact incidents trending upward?	No	No
21. Are <i>Substantiated</i> Y on Y sexual harassment incidents trending upward?	No	No
22. Are <i>Substantiated</i> retaliation incidents trending upward?	No	No
23. Are <i>Substantiated</i> staff sexual misconduct incidents trending upward?	No	No
24. Are <i>Substantiated</i> staff sexual harassment incidents trending upward?	No	No
25. Did facility have a PREA audit? a. Did facility meet or exceed PREA standards?	No	No
26. Did facility provide a copy of facility's annual report? a. Did annual report identify any PREA compliance issues?	No	No

v/y – youth/youth

s/y – staff/youth

v/s – youth/staff



Grayson County Department of Juvenile Services

Sexual Abuse & Sexual Harassment Aggregate Data

Founded/Substantiated Allegations	2015	2016	2017	2018	2019	2020	2021	2022	2023
Staff on Youth Sexual Abuse Allegations	0	0	0						
Staff on Youth Sexual Harassment Allegations	0	0	0						
Youth on Youth Sexual Abuse Allegations	0	0	1						
Youth on Youth Sexual Harassment Allegations	0	2	0						

Inconclusive/Unsubstantiated Allegations	2015	2016	2017	2018	2019	2020	2021	2022	2023
Staff on Youth Sexual Abuse Allegations	0	0	0						
Staff on Youth Sexual Harassment Allegations	0	0	0						
Youth on Youth Sexual Abuse Allegations	0	0	0						
Youth on Youth Sexual Harassment Allegations	0	2	0						

Unfounded Allegations	2015	2016	2017	2018	2019	2020	2021	2022	2023
Staff on Youth Sexual Abuse Allegations	0	0	0						
Staff on Youth Sexual Harassment Allegations	0	0	0						
Youth on Youth Sexual Abuse Allegations	1	0	0						
Youth on Youth Sexual Harassment Allegations	1	1	0						

JILE JUSTICE RESIDENTIAL FACILITY SEXUAL ABUSE DATA

FACILITY INFORMATION

LAKESIDE ACADEMY

3921 OAKLAND DR. KALAMAZOO MI 49008

2017

GENERAL INFORMATION

On December 31, how many persons held in this facility were —

Male	108
Female	15
Total	121

On December 31, how many persons held in this facility were —

Age 17 or younger	118
Age 18-20	5
Age 21 or older	0
Total	123

Between January 1, and December 31, how many persons were admitted to or discharged from this facility?

Admitted	114
Discharged	153

YOUTH ON YOUTH SEXUAL VIOLENCE

Does your facility record allegations of youth-on-youth NONCONSENSUAL SEXUAL ACTS?

Yes

Do you record all reported occurrences or only substantiated ones?

All

Do you record attempted NONCONSENSUAL SEXUAL ACTS or only completed ones?

Completed Only

Between January 1, and December 31, how many allegations of youth-on-youth NONCONSENSUAL SEXUAL ACTS were reported?

0

Of the allegations reported above, how many were -

Substantiated	N/A
Unsubstantiated	N/A
Unfounded	N/A
Investigation ongoing	N/A

Does your facility record allegations of youth-on-youth SEXUAL CONTACTS?

Yes

Between January 1, and December 31, how many allegations of youth-on-youth SEXUAL CONTACTS were reported?

2

Of the allegations reported above, how many were -

Substantiated	2
Unsubstantiated	N/A

Unfounded	N/A
Investigation ongoing	N/A

STAFF SEXUAL MISCONDUCT AND HARASSMENT

Does your facility record allegations of STAFF SEXUAL MISCONDUCT?	Yes
--	-----

Do you record all reported occurrences, or only substantiated ones?	All
--	-----

Between January 1, and December 31, how many allegations of STAFF SEXUAL MISCONDUCT were reported?	0
---	---

Of the allegations reported above, how many were -	
Substantiated	N/A
Unsubstantiated	N/A
Unfounded	N/A
Investigation ongoing	N/A

Does your facility record allegations of STAFF SEXUAL HARASSMENT?	Yes
--	-----

Between January 1, and December 31, how many allegations of STAFF SEXUAL HARASSMENT were reported?	1
---	---

Of the allegations reported above, how many were -	
Substantiated	N/A
Unsubstantiated	N/A
Unfounded	N/A
Investigation ongoing	N/A